

CHARACTERIZING CLUSTER MORPHOLOGY USING VECTOR-VALUED MINKOWSKI FUNCTIONALS

C. BEISBART and T. BUCHERT

*Theoretische Physik, Ludwig-Maximilians-Universität,
Theresienstr. 37, D-80333 München, Germany
emails: beisbart,buchert@stat.physik.uni-muenchen.de*

The morphology of galaxy clusters is quantified using Minkowski functionals, especially the vector-valued ones, which contain directional information and are related to curvature centroids. The asymmetry of clusters and the amount of their substructure can be characterized in a unique way using these measures. – We briefly introduce vector-valued Minkowski functionals (also known as Quermaß vectors) and suggest their application to cluster data in terms of a morphological characterization of excursion sets. Furthermore, we develop robust structure functions which describe the dynamical state of a cluster and study the evolution of clusters using numerical simulations.

1 Introduction

The substructure of galaxy clusters is important not only for its own sake. For the usual mass estimates of clusters depend on how the mass distribution is modelled, especially whether substructure is ignored or not. Furthermore, the amount of substructure observed in clusters can serve as a sensitive probe of the cosmological parameters, especially the overall matter density Ω_0 ¹.

In this context it is necessary to measure cluster substructure in a quantitative way. So far, only very crude substructure measures have been developed (for an overview see Crone et al.², for a different approach Grebenev et al.³). In our contribution, we use Minkowski functionals to characterize cluster morphology in the systematic framework of integral geometry. The Minkowski functionals can be introduced in an axiomatic way (Section 2) and have been successfully applied in discriminating large scale structure^{4,5}. We focus on vector-valued Minkowski functionals which also incorporate directional information.

2 The Minkowski functionals

The (scalar) Minkowski functionals are defined for closed bodies and can be characterized by simple requirements such as motion invariance, additivity and conditional continuity (see Figure 1). Although these requirements are fairly general, Hadwiger's theorem⁶ states that in d dimensions there are only $d + 1$ linear independent Minkowski functionals V_i . This means that a characteriza-

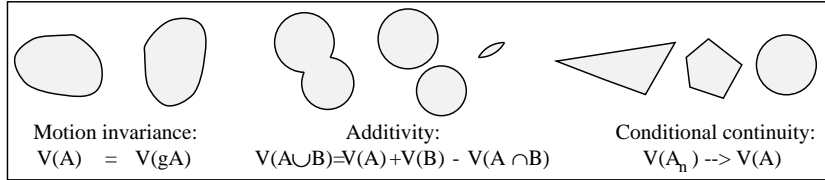


Figure 1: The requirements defining the Minkowski functionals

tion of bodies is possible in a unique way in terms of $d + 1$ measures which carry intuitive meanings. For example, in two dimensions, the first Minkowski functional, called V_0 , is simply the surface content. The other two Minkowski functionals are the length of the circumference and the Euler characteristic; they can be obtained by integrating over the Lebesgues surface of the body and weighting with curvature measures. The Euler characteristic V_2 is related to the genus, for further details see Mecke et al.⁶.

An interesting extension can be made by going to vector-valued Minkowski functionals. These transform like vectors (motion *equivariance*), and it turns out that to each scalar Minkowski functional V_i there corresponds a vector-valued brother \mathbf{V}_i or equivalently a normalized (curvature) centroid $\mathbf{p}_i \equiv \frac{\mathbf{V}_i}{V_i}$, which is simply a point within the convex covering of the body, for further details compare Beisbart et al.⁷. In Figure 2 some examples are given how Quermaß vectors work. Most notably, the (curvature) centroids are sensitive to symmetry. For a roughly symmetric body the centroids coincide, while they split up for an asymmetric configuration.

3 The method: Minkowski functionals of excursions sets

In order to employ the Minkowski functionals for the quantification of cluster morphology we have to associate bodies with the usual data sets (2d galaxy/X-

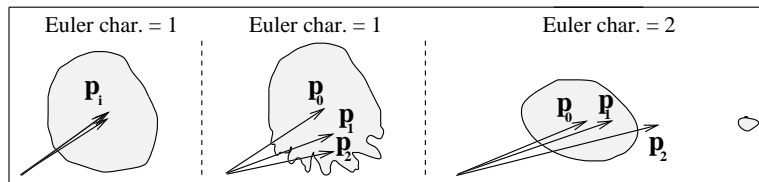


Figure 2: Examples

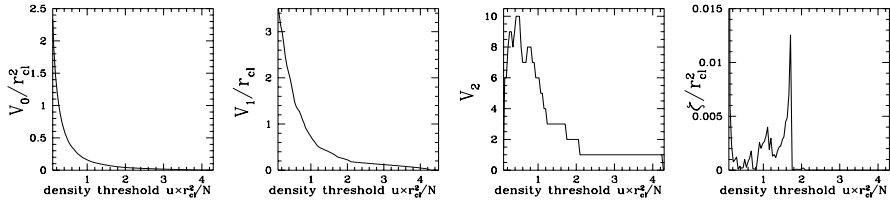


Figure 3: The Minkowski functionals V_0 , V_1 , V_2 and the morphological parameter ζ are shown as functions of the density threshold u .

ray-photon positions). For this purpose we smooth the galaxy positions with a Gaussian kernel to obtain a density field $u(\mathbf{x})$. The smoothing length serves as a diagnostic parameter determining at which scale substructure is resolved. The morphology of the excursion sets $M_\nu = \{\mathbf{x} \in \mathbb{R}^d \mid u(\mathbf{x}) \geq \nu\}$ can now be described in terms of the Minkowski functionals⁸. For spherically symmetric reference models the excursion sets become simply circles, and the curvature centroids \mathbf{p}_i coincide.

This changes if we proceed to analyzing more realistic data. For example, we investigate clusters simulated by Matthias Steinmetz for an $\Omega_0 = 1$ -universe⁹. In Figure 3 the behaviour of the scalar Minkowski functionals V_i is shown in dependence of the density threshold defining the excursion set; so we get individual signatures of the cluster: the Euler characteristic V_2 simply counts the components of the cluster; for high density thresholds only the core of the cluster remains (resulting in $V_2 = 1$), whereas for lower levels up to 10 components are counted; the second Minkowski functional V_1 (second panel), the length of the circumference, gives an averaged, smoothed and inversed density profile of the cluster. The ratio of the first two Minkowski functionals may serve as a measure of how crooked the isodensity curves (the surroundings of the excursions sets) are. – The wandering of the centroids with the density threshold is a natural extension of the well-known centroid shift². However, to quantify the amount of substructure present in the cluster it is better to compute the surface content ζ and the length of the circumference η of the triangle formed by the (curvature) centroids. The behaviour of the so defined morphological parameter ζ can be seen in the fourth panel of Figure 3.

To further condense the detailed information present in the Minkowski functionals we form parameters α , β and γ , which overcome the dependence on the density⁷. For example we define α by integrating the deviation of the Euler characteristic from 1, which is the value for a highly symmetric reference model. All these parameters are constructed in such a way that they assume the value 0 if the cluster is spherically symmetric.

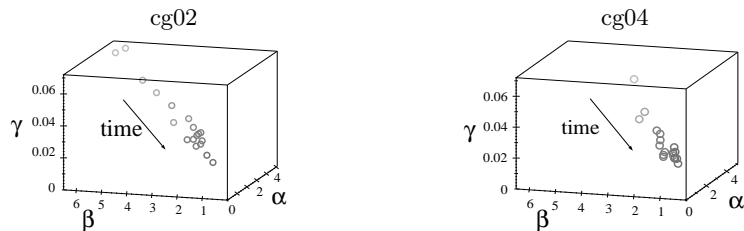


Figure 4: Evolution of simulated clusters ($\Omega_0 = 1$) in the phase diagram

4 Results and further prospects

Using the above defined morphological descriptors we can follow the dynamical evolution of simulated⁹ clusters within a phase-diagram defined in the $\alpha\beta\gamma$ -space. Two examples are shown in Figure 4. The paths of evolution take similar tracks towards a more relaxed, substructure-poor state. Note, however, that these tracks span different scales: cg02 has a higher amount of substructure than cg04. In different cosmogonies the paths will differ; e.g. in low- Ω_0 universes the morphological evolution will stay almost within the $\beta\gamma$ -plane. Hence, the cosmological parameters can be determined quantitatively in comparison with observed cluster data. Projection effects in the substructure may be controlled using the stereological properties of the Minkowski functionals.

Acknowledgments

The authors acknowledge support from the *Sonderforschungsbereich SFB 375 für Astroteilchenphysik der Deutschen Forschungsgemeinschaft*. We are indebted to H. Wagner for suggesting these measures and thank M. Bartelmann, M. Kerscher and J. Schmalzing for useful discussions.

References

1. A. E. Evrard et al., *Ap.J.* **419**, L9 (1993).
2. M. M. Crone, A. E. Evrard and D. O. Richstone, *Ap.J.* **467**, 489 (1996).
3. S. A. Grebenev et al., *Ap.J.* **445**, 607 (1995).
4. M. Kerscher et al., *M.N.R.A.S.* **284**, 73 (1997).
5. M. Kerscher et al., *A.&A.*, submitted, astro-ph 9704028.
6. K. Mecke, T. Buchert and H. Wagner, *A.&A.* **288**, 697 (1994).
7. C. Beisbart et al., in preparation.
8. J. Schmalzing and T. Buchert, *Ap.J.* **482**, L1 (1997).
9. M. Bartelmann, M. Steinmetz and A. Weiss, *Ap.J.* **287**, 1 (1994).