

The visible environment of polar ring galaxies^{*}.

Chiara Brocca¹, Daniela Bettoni², and Giuseppe Galletta¹

¹ Dipartimento di Astronomia, Università di Padova, Vicolo dell' Osservatorio 5, I-35122 Padova, Italy

² Osservatorio Astronomico, Vicolo Osservatorio 5, I-35122 Padova, Italy.

Received 16 December 1996; accepted 22 May 1997

Abstract. A statistical study of the environment around Polar Ring Galaxies is presented. Two kinds of search are performed: 1) a study of the concentration and diameters of all the objects surrounding the Polar Rings, within a search field 5 times the ring diameter. New magnitudes for polar ring galaxies are presented. 2) a search, in a wider field, for galaxies of similar size that may have encountered the polar ring host galaxy in a time of the order of 1 Gyr. Differently from the results of similar searches in the fields of active galaxies, the environment of the Polar Ring Galaxies seems to be similar to that of normal galaxies.

This result may give support to the models suggesting long times for formation and evolution of the rings. If the rings are old (and stable or in equilibrium), no traces of the past interaction are expected in their surroundings. In addition, the formation of massive polar rings, too big to derive from the ingestion of a present-day dwarf galaxy, may be easily placed in epochs with a higher number of gas-rich galaxies.

Key words: Galaxies: evolution – Galaxies: formation – Galaxies: interactions

1. Introduction.

The S0s with polar rings (Schweizer *et al.* 1983) are galaxies whose peculiarities have been originated by the accretion of matter from outside. They show a luminous ring, composed of gas, dust and stars, encircling the stellar body in polar orbits. The ring may exhibit a knotty appearance and blue colors (e.g. NGC 4650A) or a smooth aspect and red colors (e.g. UGC 7576). The latest and widest compilation of cases of polar ring galaxies has been made by Whitmore *et al.* (1990). In this catalogue (here and after

called PRC) they discuss the origin of such structures, estimating that about the 5% of all S0 galaxies has had a polar ring in the past, or has one now. The external origin of the ring is explained by the fact that there is no natural way for internal gas to set into a polar orbit and that the large quantities of HI detected ($10^8 \div 10^{10} M_{\odot}$) are very unusual for early-type galaxies.

The origin and stability of polar ring galaxies are still a matter of discussion. The current hypotheses foresee an origin linked to an environment which should be different from that of normal galaxies. The S0s could have “cannibalized” a gas-rich companion (Quinn 1991, Steiman-Cameron 1991) or could have accreted cold gas on polar orbits from a massive disk galaxy, through a mass transfer during a close encounter (Toomre & Toomre 1972). Both these mechanisms are more frequent in an environment rich in satellites or in nearby galaxies. The PR may alternatively have accreted surrounding primeval gas, possibly from a gas cloud (Shane 1980). The stability of polar rings also shows different scenarios, as the present theories furnish different evolutionary times: some gas-dynamics simulations have calculated quite a fast evolution of the order of 10^8 yr (Steiman-Cameron 1991), while some N-body models foresee long formation time-scales and slow evolution (Rix & Katz 1991) or even dynamical equilibrium (Sparke 1986, Arnaboldi & Sparke 1994). In the first cases the rings now observed must be all young, unstable structures; on the contrary if the evolutionary time scale is large or the ring is in equilibrium, most rings, or even all of them, may be old structures.

We present here a study oriented to point out the differences, if any, between the environment of PRs with respect to normal galaxies, in order to discriminate among the above different hypotheses. We engaged two kinds of approach: i) A statistical analysis of the objects detected in the sky region surrounding the polar ring; ii) A survey of the galaxies with similar magnitude and red-shift as the central object (PR or normal galaxy) in a wider region of sky.

Send offprint requests to: D.Bettoni

^{*} based on data obtained using the Guide Stars Selection System Astrometric Support Program developed at the Space Telescope Science Institute

Table 1. Parameters of the sample galaxies. The polar ring extensions have been measured on PSS and ESO Atlases. Blue magnitudes are from PGC-LEDA catalogue of galaxies, except for those indicated with a symbol in the apex. The symbols represent the following sources: + UGC; × APS; ○ ROE/NRL Cosmos; * this work, from FOCAS photometry of PDS scans. Systemic velocities V_{\odot} are corrected at the Sun, while Distances are calculated from corrected distance modulus. Both data are from PGC-LEDA catalogue. The symbol † means that detailed photometric data for the field were not available.

Name	PRC name	Extension (arcsec)	Extension (Kpc)	B magn.	V_{\odot} (km/s)	Distance (Mpc)
A0136-0801	A-1	56	20	16.87	5523	72.8
ESO415-G26	A-2	54	15	14.69	4583	58.9
NGC 2685	A-3	129	9	11.97	879	14.4
UGC 7576	A-4	86	40	15.90	7036	95.5
NGC4650A	A-5	103	18	13.91	2909	36.3
UGC 9796	A-6	52	19	15.59	5420	75.2
IC 51	B-1	60	7	13.75	1758	24.2
A0113-5442	B-2	26	–	17.06*	–	–
IC 1689	B-3	52	16	14.8	4567	62.8
A0336-4905	B-4	26	–	16.19*	–	–
A0351-5458	B-5	30	–	15.89*	–	–
AM0442-622	B-6	34	–	16.28*	–	–
AM0623-371	B-8	30	18	16.50*	9745	127.1
UGC 5119	B-9	43	17	14.55	5981	81.3
UGC 5600	B-11	77	15	14.64	2769	40.4
ESO503-G17†	B-12	39	–	16.59	–	–
NGC 5122	B-16	70	13	14.10	2939	38.0
UGC 9562	B-17	56	5	14.38	1250	19.2
AM1934-563	B-18	39	29	15.97*	11703	153.5
AM2020-504	B-19	39	12	15.21	4963	64.0
ESO603-G21†	B-21	52	11	15.58	3150	41.7
A2329-4102	B-22	47	–	15.60*	–	–
A2330-3751	B-23	43	–	15.88*	–	–
A2333-1637	B-24	52	–	16.20*	–	–
A2349-3927	B-25	34	–	16.14*	–	–
A2350-4042	B-26	26	–	16.67*	–	–
ESO293-G17	B-27	30	–	16.17	–	–
ESO349-G39	C-1	82	–	15.72	–	–
A0017+2212	C-2	43	–	16.75 [×]	–	–
ESO474-G26	C-3	32	33	14.9	16246	211.0
NGC 304	C-6	64	21	13.87	4990	67.9
ESO113-G4	C-7	30	6	14.96	3130	38.5
ESO243-G19	C-8	39	–	15.62	–	–
ESO152-G3	C-10	43	–	16.72	–	–
UGC 1198	C-12	39	4	15.43	1151	19.0
NGC 660†	C-13	138	8	11.79	829	12.0
ESO199-G12	C-15	86	36	15.53	6785	87.1
AM0320-495	C-16	19	–	16.22*	–	–
ESO201-G26	C-20	39	9	15.13	3819	47.6
A0414-4756	C-21	30	–	16.0°	–	–
ESO202-G1	C-22	73	46	14.73	10052	130.6
UGC 4261	C-24	56	24	14.72	6415	87.1
UGC 4323	C-25	60	15	14.53	3691	52.2
UGC 4332	C-26	82	29	14.83	5489	73.5
NGC 2748	C-28	75	9	12.4	1476	23.8
NGC 2865†	C-29	146	23	12.41	2612	32.7
UGC 5101	C-30	60	48	15.67	12082	163.7
NGC 3384†	C-34	287	14	10.81	735	10.0
NGC 4174	C-39	47	12	14.34	3813	52.5
UGC 7388	C-40	52	–	16.00 ⁺	–	–
IC 3370†	C-41	129	25	11.99	2935	40.2
NGC 4672†	C-42	86	17	14.12	3357	41.3
NGC 7468	C-69	56	8	14.09	2085	29.4
ZGC2315+03	C-71	39	48	17.00	18770	251.2
ESO240-G16†	C-72	34	30	15.86	13664	179.5
NGC 3718	D-18	181	14	11.31	1031	16.1

2. Selection of the sample galaxies

The widest sample of polar ring galaxies (here and after referred as PRs) available in the literature is represented by the PRC. In this catalogue they are divided into 4 categories. Category A is composed of 6 kinematically confirmed PRs; category B collects objects which are good candidates for PR galaxies based on their appearance; category C includes possible candidates and merging galaxies; finally, category D contains an heterogeneous collection of objects such as ellipticals with dust, boxy-bulge galaxies, etc.

As we were interested in real cases only of S0 galaxies with polar rings, we carefully analyzed the morphology of all the galaxies in the PRC, discarding all the doubtful or not strictly related objects. This procedure was performed using digitized images scanned from Palomar and ESO/SRC Sky Atlas plates. The northern sky portion of the sample was extracted from the data-base on optical discs of the *Guide Star Selection System Astrometric Support Program* developed at the Space Telescope Science Institute in Baltimore (STScI¹). The PR fields of the southern sky were obtained by scanning the glass copies of ESO/SRC J plates with the PDS at ESO Headquarter in Garching. In both cases, the slit was $25 \times 25 \mu$, corresponding to $1.68''/\text{pixel}$.

All the images have been inspected selecting those galaxies which satisfied the following criteria:

- 1) a clear presence of an elongated structure perpendicular and external to the galaxy body;
- 2) no sign of ongoing interaction, like tails and bridges or disrupted structures.

The first point has been stated to avoid the contamination of non-genuine PRs, such as dust-lane ellipticals or chance superposition of far unresolved galaxies. It excludes also small objects such as the faint Abell clusters galaxies whose morphology is hard to distinguish in the Palomar and ESO/SRC surveys. The second point, even if it may exclude very young or still forming polar rings, is necessary to remove those interacting objects whose final configuration is not expected from models to become a polar ring. We tried, however, to discard the lowest possible number of cases, keeping galaxies with a full ring but still interacting, such as ESO199-G12 (C-15) but excluding the tidally interacting pair ESO566-G8 (C-31) or structures in full merging, e.g. NGC 7252 (D-35) and NGC 520 (D-44).

Our criteria are satisfied by the whole A-class galaxies but not by the fainter objects of the B- and C classes. The whole D class has been rejected but the warped galaxy NGC 3718, which has a structure similar to that of NGC 660 but seen at a different orientation. We so collected 56 ‘good’ cases of PRs. These ones are listed in Table 1. As explained in the next Sections, in our search of surrounding objects around polar rings we had to exclude 8 more

PRs, restricting the analysis to 48 galaxies (See Table 2). This restriction was not present in our search of companions of similar size, that has been performed on the whole sample.

We further defined a sub-set of PRs whose distances were known from the literature. The knowledge of the distance allows us to perform a volumetric analysis of the environment, similar to that made for other kinds of peculiar galaxies (Dahari 1984, Williams & Stocke 1988, Heckman *et al.* 1985, Hintzen *et al.* 1991). Unfortunately, most PRs lack known red-shift, and the ‘volume’ sub-set is so restricted to 31 galaxies.

In the following sections we describe the different sources used for obtaining the data and the methods of analysis adopted for the two types of research.

3. The neighborhood of the Polar Ring Galaxies

In the first approach the extension of the search area for each field has been established to be 5 times the diameter of the central object, according to the previous studies on the environment of peculiar galaxies (Theys & Spiegel 1976, Few & Madore 1986). Such a portion of sky should be large enough to include objects able to perturb, or to have recently perturbed, the PR host galaxy. In our sample, the fields have extensions of $20' \times 20'$, including much more than five times the maximum galaxy diameter. The research area based on diameters is advantageous because it allows to use the whole objects sample and to refer the separation of the objects from the central galaxy to a distance independent scale.

The normal galaxies fields, used as a control sample, were selected using the following criteria:

- 1) the field must be in a region of sky as close as possible to the PR, in order to have the same background. We used regions of equal size as the PR fields selected in the same Schmidt plate.
- 2) the normal galaxy must have nearly the same apparent size as the correspondent PR. Galaxies too big or too small may in fact alter the counts of the background of surrounding objects.

3.1. Data production.

The study of the environments of these fields was based on the counts of the objects present and on the statistical analysis of their properties, such as the projected distance r from the PR and the apparent diameter D . The positions and diameters within a fixed isophote were then extracted from the APM Sky Catalogue, available on-line from the Observatory of Edinburgh. A total of 29 fields, mainly in the northern sky, were obtained. The data concerning two fields selected as good examples of polar ring galaxies, ESO603-G21 and ESO503-G17, were not available. All the remaining PR fields were analyzed from our

¹ STScI is operated by the Association of Universities for Research in Astronomy Inc., for NASA

PDS scans using the FOCAS (Faint Object Classification and Analysis System) procedures operating in the IRAF software package.

APM archive (Irwing *et al.* 1994) furnishes data extracted from both R and B plates of Palomar Sky Survey. It lists all the objects present in the plates over the brightness level of 24 mag/arcsec² for the blue plates and 23 mag/arcsec² for the red plates. Their corresponding B and R limiting magnitudes have been respectively estimated to be 21.5 and 20.0. The measured parameters are: the α and δ coordinates, at 1950.0 equinox, the B and R apparent magnitudes, the semi-major axis, the ellipticity and P.A. of the ellipse fitting the image. An object is defined as non-stellar or stellar by comparing it with the Point Spread Function of an ‘average’ stellar image. The objects with very small FWHM are considered as local noise. We note that in the APM catalogue, the very large galaxies are sometimes fragmented into many small ‘extended’ objects because of the identification software used. In order to avoid this overpopulation of false faint objects, we had to exclude these fields. They are the regions of NGC 660, NGC 3384 and NGC 3718. This reduced our APM sample to 24 fields.

A different approach was needed with scans analyzed using FOCAS. The Point Spread Function (PSF) had to be measured for each field, using several isolated and relatively bright stars. After that, a set of rules was defined to classify the different kinds of object in a similar way as the APM. After many attempts, we established that the objects whose FWHM was between 0.6 and 1.2 times the PSF can be considered stars; those ones between 1.21 and 10 times the PSF were classified galaxies; while detections with smaller and larger FWHM were considered small- and large- scale noise respectively. Here also, three galaxies were too large for being recognized by the software as single objects, and were fragmented into several spurious identifications. They are NGC 2865, NGC 4672 and IC 3370. The corresponding fields were all discarded and the sample reduced to 24 fields. We used the radial moments xx , yy and xy , furnished by FOCAS, to calculate the diameters D in arcsec, through the formula

$$D = 1.68 \cdot 2 \cdot \sqrt{\frac{xx + yy + \sqrt{(xx - yy)^2 + 4 \cdot xy^2}}{2}}.$$

We also computed the radial distance r of each galaxy from the central galaxy (PR or NG).

The final set of data includes a total of 48 PRFs (24 from APM and 24 from PDS+FOCAS). Including the control sample, the total number of examined fields is 96.

3.2. Magnitude calibration for PR galaxies.

In the PRC, a lot of PRs lack B magnitude. In the automatic surveys catalogues, such as APM or similar ones,

the peculiar cross-shaped structure of the PR often induces a false classification as ‘star’, generating unbelievably high magnitude values (from 8 to 10, in some cases). On the contrary, the magnitudes extracted using the FOCAS package on many galaxies of our sample were more accurate.

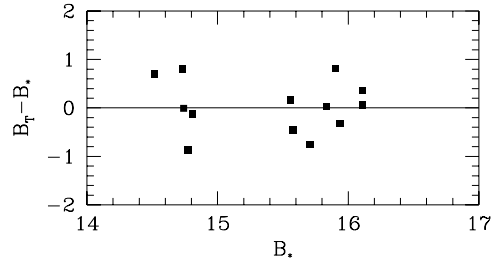


Fig. 1. Residuals for B magnitudes measured in the present work and B_T values from PGC-LEDA Catalogue.

To produce new magnitude data from the scanned images, we first fixed the zero-point level to an arbitrary sky value and then we compared the so obtained magnitudes with those of PR galaxies whose total magnitudes were already known. This comparison indicated a zero-point shift of 0.71 magnitudes. When this correction was applied to the data, the difference with the total magnitudes of the catalogues such as RC3 (de Vaucouleurs *et al.* 1991) or LEDA² became lower than half a magnitude (Figure 1). The new determined magnitudes for PRs lacking this value in the literature are listed in Table 1.

3.3. Statistical tests.

According to similar studies (Heckman *et al.* 1985, Fuentes-Williams & Stocke 1988) we defined for each field the following density parameters:

$$\rho_{ij} = \sum_k r_k^{-i} D_k^j,$$

where (i,j) could assume the values 0, 1, (2,2) and (3,2.4). From the above formula, ρ_{00} represents the number of neighboring galaxies, ρ_{01} is the number weighted by the relative size, ρ_{10} is weighted by proximity and ρ_{11} is weighted by size and proximity. The parameter ρ_{22} is a dimensionless one proportional to the gravitational force exerted by the surrounding galaxies on the central object, while $\rho_{3,2.4}$ is proportional to the tidal interaction between the surrounding galaxies and the central one. The last two parameters were introduced by Fuentes-Williams & Stocke

² The Lyon-Meudon Extragalactic Database is supplied by the LEDA team at the CRAL-Observatoire de Lyon (France)

Table 2. Polar rings and Normal galaxies statistics. Surrounding objects have been searched up to 5 diameters of the central galaxy.

Polar ring galaxies.							Normal galaxies.					
Object	ρ_{00}	ρ_{01}	ρ_{10}	ρ_{11}	ρ_{22}	$\rho_{3,2,4}$	ρ_{00}	ρ_{01}	ρ_{10}	ρ_{11}	ρ_{22}	$\rho_{3,2,4}$
A0136-0801	1.	0.216	0.477	0.103	0.011	0.003	4.	0.996	1.599	0.376	0.041	0.013
ESO415-G26	1.	0.203	0.906	0.184	0.034	0.016	0.	0.000	0.000	0.000	0.000	0.000
NGC 2685	1.	0.264	0.257	0.068	0.005	0.001	1.	0.425	0.293	0.125	0.016	0.003
UGC 7576	3.	0.971	1.434	0.471	0.112	0.062	4.	1.400	1.205	0.398	0.043	0.009
NGC 4650A	2.	0.556	0.646	0.179	0.016	0.003	0.	0.000	0.000	0.000	0.000	0.000
UGC 9796	2.	1.171	0.981	0.594	0.201	0.096	2.	0.492	0.471	0.115	0.007	0.001
IC 51	0.	0.000	0.000	0.000	0.000	0.000	0.	0.000	0.000	0.000	0.000	0.000
A0113-5442	2.	0.438	0.940	0.205	0.021	0.005	2.	0.499	0.577	0.143	0.010	0.002
IC 1689	3.	0.758	1.406	0.337	0.044	0.016	5.	1.514	1.766	0.505	0.058	0.015
A0336-4905	5.	1.166	1.659	0.404	0.039	0.010	4.	1.209	1.587	0.495	0.073	0.023
A0351-5458	3.	0.792	1.357	0.368	0.054	0.019	2.	0.555	0.596	0.165	0.014	0.002
AM0442-622	7.	2.223	2.058	0.654	0.068	0.014	2.	0.568	0.651	0.177	0.016	0.003
AM0623-371	5.	2.249	1.438	0.633	0.096	0.023	0.	0.000	0.000	0.000	0.000	0.000
UGC 5119	4.	1.021	1.182	0.315	0.030	0.007	3.	1.190	0.955	0.450	0.115	0.047
UGC 5600	0.	0.000	0.000	0.000	0.000	0.000	4.	0.932	1.346	0.317	0.032	0.010
NGC 5122	0.	0.000	0.000	0.000	0.000	0.000	0.	0.000	0.000	0.000	0.000	0.000
UGC 9562	1.	0.566	0.229	0.130	0.017	0.003	0.	0.000	0.000	0.000	0.000	0.000
AM1934-563	6.	2.130	2.000	0.735	0.117	0.035	0.	0.000	0.000	0.000	0.000	0.000
AM2020-504	8.	2.270	2.496	0.675	0.063	0.013	2.	0.676	0.695	0.224	0.025	0.006
A2329-4102	0.	0.000	0.000	0.000	0.000	0.000	0.	0.000	0.000	0.000	0.000	0.000
A2330-3751	1.	0.212	0.388	0.082	0.007	0.001	0.	0.000	0.000	0.000	0.000	0.000
A2333-1637	0.	0.000	0.000	0.000	0.000	0.000	0.	0.000	0.000	0.000	0.000	0.000
A2349-3927	3.	1.144	0.862	0.327	0.036	0.007	3.	0.884	1.544	0.425	0.068	0.026
A2350-4042	3.	0.725	1.026	0.240	0.020	0.004	5.	1.488	1.584	0.445	0.045	0.009
ESO293-G17	2.	0.424	0.793	0.167	0.014	0.003	0.	0.000	0.000	0.000	0.000	0.000
ESO349-G39	0.	0.000	0.000	0.000	0.000	0.000	0.	0.000	0.000	0.000	0.000	0.000
A0017+2212	2.	0.644	0.454	0.145	0.011	0.002	1.	0.264	0.448	0.118	0.014	0.004
ESO474-G26	6.	1.566	1.368	0.353	0.021	0.003	3.	0.634	0.99	0.209	0.16	0.003
NGC 304	3.	1.233	0.913	0.348	0.052	0.012	2.	0.624	0.505	0.149	0.011	0.002
ESO113-G4	1.	0.254	0.215	0.055	0.003	0.000	3.	0.894	0.995	0.307	0.038	0.009
ESO243-G19	1.	0.242	0.295	0.071	0.005	0.001	1.	0.256	0.643	0.164	0.027	0.010
ESO152-G3	3.	0.614	1.026	0.210	0.016	0.004	2.	0.660	0.739	0.265	0.046	0.015
UGC 1198	8.	3.418	2.673	1.043	0.188	0.050	3.	0.641	0.748	0.159	0.009	0.001
ESO199-G12	0.	0.000	0.000	0.000	0.000	0.000	0.	0.000	0.000	0.000	0.000	0.000
AM0320-495	6.	1.824	1.617	0.483	0.040	0.007	3.	0.786	1.388	0.383	0.080	0.043
ESO201-G26	2.	0.429	0.752	0.162	0.013	0.003	1.	0.222	0.358	0.079	0.006	0.001
A0414-4756	1.	0.273	0.474	0.130	0.017	0.005	1.	0.243	0.210	0.051	0.003	0.000
ESO202-G1	1.	0.273	0.474	0.130	0.017	0.005	1.	0.243	0.210	0.051	0.003	0.000
UGC 4261	2.	0.695	0.521	0.181	0.017	0.003	1.	0.251	0.302	0.076	0.006	0.001
UGC 4323	1.	0.207	0.267	0.055	0.003	0.000	4.	1.225	1.247	0.348	0.035	0.007
UGC 4332	3.	0.876	0.964	0.284	0.030	0.007	4.	1.156	1.215	0.357	0.038	0.009
NGC 2748	0.	0.000	0.000	0.000	0.000	0.000	0.	0.000	0.000	0.000	0.000	0.000
UGC 5101	1.	0.212	0.604	0.128	0.016	0.005	2.	0.461	0.520	0.121	0.008	0.001
NGC 4174	1.	1.394	0.308	0.429	0.184	0.065	0.	0.000	0.000	0.000	0.000	0.000
UGC 7388	1.	0.283	0.357	0.101	0.010	0.002	3.	1.037	0.783	0.264	0.025	0.004
NGC 7468	2.	0.700	0.592	0.189	0.018	0.003	1.	1.200	0.273	0.327	0.107	0.031
ZGC2315+3	6.	1.326	1.691	0.375	0.025	0.004	1.	0.208	0.364	0.076	0.006	0.001
ESO240-G16	6.	1.693	2.468	0.669	0.093	0.033	1.	0.209	0.374	0.078	0.006	0.001

(1988). They amplify the effects present in the parameter ρ_{11} .

The diameters and the distances from the center of the fields were both converted in units of the central galaxy diameter and the resulting set of parameters is listed in Table 2. As said in the previous sections, only the diffuse objects lying at 5 diameters from the center were selected, discarding those ones outside this limit. To remove the contribution of the background galaxies, all the objects with diameters smaller than 1/5 of the polar ring size were excluded. Considering the real size of the galaxies with known redshift, this cut-off limit only excludes surrounding objects with size $\leq 2-4$ kpc.

For those polar rings whose distance is known, and for the corresponding control sample, a set of similar param-

eters has been built on a scale unit of 100 kpc and the maximum limit of the search area has been fixed at 100 kpc from the center of the fields. The unit and the limit assumed are similar to those used for the previous investigations (Heckman *et al.* 1985) and define a research area which is, in most cases, similar to that of the used fields (20'). The sample reduces to 31 objects, and the conclusions drawn are useful if compared to those deduced from the analysis based on the diameters. The resulting parameters are not listed here because they bring to similar results as those of the extended sample.

Finally, after defining the ρ_{ij} parameters for the two samples of PRs and normal galaxies scaled on diameters, a Kolmogorov-Smirnov test has been applied by means of a Fortran program that utilizes the IMSL library routine.

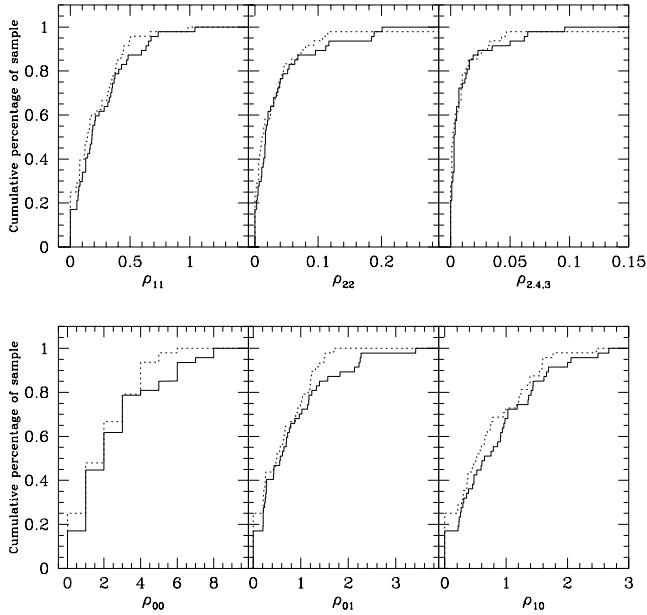


Fig. 2. Cumulative frequency of ρ_{ij} parameters for the fields of polar ring galaxies (full lines) and the control fields of normal galaxies (dotted lines). See text for the details.

Table 3. Summary of Kolgomorov-Smirnov tests. D_α is the maximum difference observed between the two distributions, while SL is the percentage significance level at which the two distributions compared are different. The negative values of D_α indicates a lower value of the parameter in the first sample with respect to the second one.

PR vs. NG		
Parameter	D_α	SL (%)
Diameter test (48 polar rings)		
ρ_{00}	-0.15	42%
ρ_{01}	-0.15	41%
ρ_{10}	-0.20	75%
ρ_{11}	-0.19	66%
ρ_{22}	-0.21	78%
$\rho_{2.4.3}$	-0.23	85%
Volume test (31 polar rings)		
ρ_{00}	-0.14	10%
ρ_{01}	-0.09	1%
ρ_{10}	-0.18	32%
ρ_{11}	0.17	28%
ρ_{22}	-0.19	37%
$\rho_{2.4.3}$	0.19	41%

The same tests have been performed for the restricted sample of PRs for which the distance is known. The cumulative curves are shown in Fig. 2 where the fields of PR galaxies are compared with the control fields of normal galaxies. The results are summarized in Table 3 that will be discussed in the Section 5.

4. Bright companions.

If the accreted matter derives from a close encounter with a massive galaxy, this galaxy may be present in the same sky region at a distance higher than 5 PR-diameters and may have a red-shift similar to that of the PR. Its identification is the subject of our second analysis. We are obliged again to divide the sample into two sets: a) 31 PRs with known distance from red-shift, for which it is possible to define a search volume; b) 25 remaining PRs lacking redshift, or possessing nearby bright objects whose redshift is unknown.

4.1. The data.

The search has been performed on LEDA database and the results are listed in Table 4. A control sample of normal galaxies with known red-shift was also selected. The number of objects found around every galaxy of this latter sample was then compared with that counted for the PRs (column NC of the Table 4).

When both the linear separation d and the redshift of the companions are known, the search area can be defined as the space that a companion galaxy spans in a Δt time, traveling with a relative ΔV_r radial velocity. The maximum projected search radius around the PR is then

$$R_s \simeq \frac{\Delta V \cdot \Delta t}{d}.$$

We chose $\Delta V_r \cdot \Delta t = 600$, adopting km/s for the velocity and Gyr for the time. R_s represents the maximum distance covered in 1 Gyr by a galaxy moving at 600 km/s or at a slower velocity with respect to the PR. Inside R_s , we selected all the galaxies with magnitudes or redshifts similar to that of the central PR. For each of them, we computed, with respect to the PR, the velocity difference ΔV_r in km/s, the linear separation ΔR in Mpc and the minimum crossing time Δt . The definition of these parameters is as following:

$$r[\text{kpc}] = \sqrt{\Delta\alpha[\prime]^2 + \Delta\delta[\prime]^2} \cdot d[\text{Mpc}] \cdot (206.265)^{-1}$$

and

$$\Delta t[\text{Gyrs}] = 0.97 \cdot r[\text{kpc}] / \Delta V_{sky}[\text{km/s}]$$

having $\Delta V_{sky} = \sqrt{600^2 - \Delta V_r^2}$.

With these assumptions, Δt represents, for each companion, the minimum time needed for this galaxy to go away from the polar ring.

For those PRs and normal galaxies without known redshift, or whose companions lack this value, we listed

Table 4. Possible bright companions of PR galaxies with an estimated crossing time <1 Gyr. The surrounding galaxies are selected based on the red-shift difference and separation from the PR. Their total number is indicated in the second column (NC). For those PRs or companions whose red-shift was not known, we indicate as possible candidates only those placed within a $30'$ radius circle and whose magnitude difference with respect to the PR one is ≤ 1 . In the table, Δr is the separation on the sky between the PR and the nearest object.

Polar Ring Galaxy	NC	Name	Nearest object		
			ΔV (Km/s)	Δr (Kpc)	Δt_{min} (Gyrs)
A0136-0801	1	PGC 6186	31	503	0.81
ESO415-G26	1	PGC 9331	-53	302	0.49
NGC 2685	3	UGC 4683	43	115	0.19
NGC4650A	16	PGC 42951	-80	59	0.10
UGC 9796	3	PGC 54478	95	32	0.05
IC 51	1	PGC0002465	-90	535	0.88
IC 1689	10	IC 1690	-30	111	0.18
AM0623-371	3	LEDA 96025	-463	80	0.20
UGC 5119	0	—	—	—	—
UGC 5600	4	UGC 5609	5	14	0.02
ESO503-G17	0	—	—	—	—
UGC 9562	1	UGC 9560	-37	23	0.04
AM1934-563	0	—	—	—	—
AM2020-504	2	ESO234-G16	335	168	0.33
ESO603-G21	3	ESO 603-G20	10	62	0.10
NGC 304	1	UGC 591	-148	433	0.72
ESO113-G4	0	—	—	—	—
NGC 660	7	UGC 1195	-77	76	0.12
UGC 4261	2	LEDA101369	7	21	0.03
UGC 4323	1	UGC 4376	416	421	0.94
UGC 4332	3	PGC 23379	-309	172	0.32
NGC 2748	1	PGC0026654	15	260	0.42
NGC 2865	0	—	—	—	—
UGC 5101	0	—	—	—	—
NGC 3384	18	NGC 3379	138	21	0.04
NGC 4174	4	NGC 4175	127	22	0.04
IC 3370	5	NGC4373A	-213	270	0.47
NGC 4672	13	NGC 4683	317	233	0.44
NGC 7468	8	NGC 7454	-96	256	0.42
ZGC2315+03	0	—	—	—	—
NGC 3718	8	NGC 3729	19	55	0.09

Polar Ring Galaxy	NC	Name	Nearest object	
			ΔB (mag.)	Δr (')
UGC 7576	0	—	—	—
A0113-5442	0	—	—	—
A0336-4905	1	PGC 13416	-0.29	6.3
A0351-5458	3	ESO156-G19	0.37	3.4
AM0442-622	5	ESO84-G36	-0.66	9.2
NGC 5122	2	NGC 5130	0.10	26.8
A2329-4102	0	—	—	—
A2330-3751	2	LEDA 95263	-0.48	22.0
A2333-1637	1	PGC 71914	-0.70	18.2
A2349-3927	13	LEDA124505	0.73	5.3
A2350-4042	3	ESO293-G7	0.30	18.5
ESO293-G17	17	ESO293-G17A	0.55	0.9
ESO349-G39	3	LEDA 95454	0.08	12.2
A0017+2212	2	NGC 81	0.99	19.6
ESO474-G26	1	IC 1582	0.60	12.8
ESO243-G19	8	LEDA 73547	0.46	8.5
ESO152-G3	2	ESO152-G3A	-0.90	0.05
UGC 1198	1	PGC 8160	0.62	25.2
ESO199-G12	1	IC 1877	0.73	2.6
AM0320-495	2	PGC 12594	-0.08	14.8
ESO201-G26	1	PGC 14720	-0.15	11.7
A0414-4756	2	LEDA129487	0.30	24.3
ESO202-G1	0	—	—	—
UGC 7388	0	—	—	—
ESO240-G16	1	ESO240-G17	0.31	—

only in Table 4 the number of galaxies present within $R_s=30'$ having a magnitude difference $\Delta B \leq 1$ with respect to the central galaxy.

4.2. Statistical tests.

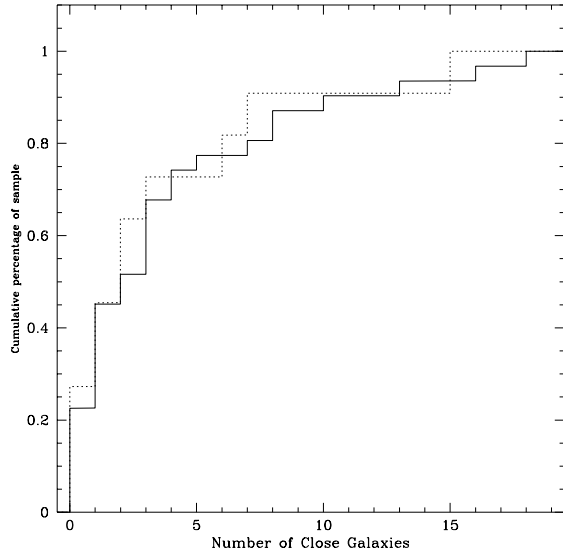


Fig. 3. Cumulative frequency of the number of possible bright companions. PR galaxies are represented by a solid line, while normal galaxies data are plotted with a dashed line.

Examining Table 4 we note that 24 over 31 polar rings with known distance have at least one gas-donor candidate galaxy. For each of these PRs, we indicate in Table 4 the nearest galaxy in terms of minimum crossing time Δt_{min} . According to the redshift and separation from the PR, this possible donor may have encountered the PR in a time of the order of 1 Gyr, which is typical of the models suggesting a long evolutionary time for the creation or the stabilization of the polar ring. A Kolmogorov-Smirnov test has been applied to the number of possible companions found around the PRs with respect to that found around the NGs control sample. The cumulative distributions are shown in Figure 3.

For the remaining PRs, in the second part of Table 4 the nearest object is listed, together with its projected separation from the PR. Here again, 20 over 25 PRs have an object of similar magnitude in a radius lower than $27'$. In this case, no statistical test is possible.

5. Results

In the analysis of the PRs neighborhood, only the first three ρ_{ij} parameters are independent. They are: the number of objects, the cumulative diameter and the objects

concentration. If a difference in the cumulative distribution of one of them exists, it will be present and amplified by the other three ρ_{11} , ρ_{22} , $\rho_{3,2,4}$ parameters.

The analysis of the ρ_{ij} parameters shows that there are no marked differences in the neighborhood of polar rings with respect to that of normal galaxies. This is shown in Table 3, where none of the significance levels for the parameters is above 85%. This is still valid in the sample of PR galaxies whose distance is known, labeled “Volume test” in Table 3. In this search of close companions, we excluded six galaxies which are too large to be recognized as a single object by the analysis software (used by APM or by FOCAS). This fact may bias the sample if they would represent extended or younger objects. However, as visible from Table 1, where these galaxies are identified by a †, their linear size in Kpc is not different from that of the other PR galaxies in the sample. If objects like NGC 660 may represent young, unstable structures, on the other side IC 3370 or NGC 3384 have a very smooth appearance and may be older and dynamically relaxed.

In the analysis of the bright galaxies that may have encountered the PR before 1 Gyr, it is interesting to note the high frequency with which at least one galaxy of similar magnitude is found in the surrounding region. However, in comparison with the field of NGs, this fact is not statistically significant at a level of 91%. It is obvious that one must be careful in applying a statistical test to an analysis involving a single object. When a galaxy with a very similar red-shift lies near the polar ring, it is hard to think that a gravitational link between them is not present. The possibility that the present bright companions of PRs interacted with them must be analyzed for each single case.

In conclusion, the environment of PRs does not appear *statistically* different from that of normal galaxies. The number of fields surveyed in this paper is not large, but the result seems to be different from that reached for galaxies where interaction produces an observable nuclear activity, such as active galaxies or quasars (Dahari 1984, Heckman *et al.* 1985, Hintzen *et al.* 1991, Rafanelli *et al.* 1995), whose environments appear possibly richer than that of the normal galaxies.

Our data suggest that, if the event generating the PR was a mass transfer from a companion galaxy or a satellite ingestion, *it should have happened in a remote epoch* for the most part of galaxies and left almost no traces in the present. This idea seems supported by some arguments from this work and from the literature. First, the close environment around the PRs studied does not appear perturbed at the present epoch (Table 3). Second, some polar rings show a quantity of gas too high to derive from the ingestion of a single dwarf, late-type galaxy (Richter *et al.* 1994, Galletta *et al.* 1997). These massive rings are stabilized by the mechanism of self-gravitation (Sparke 1986). Their formation may have occurred in the early phases of the galaxy’s life, when the number of late-type galaxies and their gas content were higher and the amount of

accreted gas in a single encounter could have been large. Third, there is at least one galaxy of comparable size near almost all PRs (Table 4). With few exceptions these galaxies are not at present interacting with the PR, but they may have been gas donors in the past for the building of the ring. Finally, some models indicate ring formation times larger than 1 Gyr (Rix & Katz 1991) and/or a persistence of the ring until the end of the simulation (2.2 Gyr for Quinn 1991 and 7.2 Gyr for Rix & Katz 1991). A further support to this hypothesis may be given by the recent result of Reshetnikov (1997) on the detection of PRs in the Hubble Deep Field. He found that the number of PRs present in a 5 arcmin² field, 2 objects, is consistent with a PR space density increasing in the past.

The alternative explanations encounter some difficulties. The hypothesis that all the PR originates from the recent accretion of small satellites is not supported by the fact that many PRs are too massive to derive from the gas contained in a present-day dwarf galaxy. In addition, we may expect that an environment that is at present favoring the formation of a PR should be different from that of normal galaxies, which not seems confirmed by our results. The alternative that a PR forms by means of a slow infall of diffuse, primordial gas appears contradicted by the observations of emission lines in the rings. These are typical of gas regions observed in our Galaxy (CO, [N II], [SII], [OIII]) and show the presence of dust, which is a typical product of stellar evolution. In addition, it seems difficult for a slow infall to produce very inclined structures of low mass, because of the tidal torque of the host galaxy (Binney & May 1986).

In conclusion, the hypothesis that the majority of present PRs are ‘fossil’ structures born in the early Universe may be in agreement with the present data on the environments and with the presence of both massive and small PRs.

Acknowledgments

This work has been partially supported by the grant ‘Astrofísica e Física Cosmica’ Fondi 40% of the Italian Ministry of University and Scientific and Technologic Research (MURST).

References

- Arnaboldi, M., Sparke, L.S., 1994, AJ, 107, 958.
 Binney, J.J., & May, A., MNRAS, 218, 743
 Dahari, O., 1984, AJ, 89, 966.
 de Vaucouleurs, G., de Vaucouleurs, A., Corwin, H.G., Buta, R.J., Paturel, G., Fouqué, P., 1991, *Third Reference Catalogue of Bright Galaxies*, (Springer-Verlag, New York)(RC3)
 Few, J.M.A., Madore, B.F., 1986, MNRAS, 222, 673.
 Fuentes-Williams, T. & Stocke, J.T., 1988, AJ, 96, 1235
 Galletta, G., Sage, L.J. & Sparke, L.S. 1997, MNRAS, 284, 773
 Heckman, T.M., Carty, T.J., Bothun, G.D., 1985, ApJ, 288, 122.
 Hintzen, P., Romanishin, W., Valdes, F., 1991, ApJ, 366, 7
 Irwing, M., Maddox, S., McMahon, R., 1994, Spectrum, 2, 14.
 Quinn, T., 1991, in *Warped Disks and Inclined Rings around Galaxies*, ed. S.Casertano, P.Sackett, F.Briggs. (Cambridge Univ. Press), p.143.
 Rafanelli, P., Violato, M., Baruffolo, A., 1995, AJ 109 1546.
 Richter, O.G., Sackett, P.D. & Sparke, L.S., 1994, AJ, 107, 99
 Rix, H.-W., & Katz, N., 1991, in *Warped Disks and Inclined Rings around Galaxies*, ed. S.Casertano, P.Sackett, F.Briggs. (Cambridge Univ. Press), p.112.
 Reshetnikov V.P., 1997, A&A, 321, 749
 Schweizer, F., Whitmore, B.C., Rubin, V.C., 1983, AJ, 88, 909.
 Shane, W.W., 1980, AA, 82, 314.
 Sparke, L.S., 1986, MNRAS, 219, 657.
 Steiman-Cameron, T., 1991, in *Warped Disks and Inclined Rings around Galaxies*, ed. S.Casertano, P.Sackett, F.Briggs. (Cambridge Univ. Press), p.131.
 Theys, J.C., Spiegel, E.A., 1976, ApJ, 208, 650.
 Toomre, A., & Toomre, J., 1972, ApJ, 178, 623.
 Whitmore, B.C., Lucas, R.A., McElroy, D.B., Steiman-Cameron, T.Y., Sackett, P.D., Ollong, R.P., 1990, AJ, 100, 1489.
 Williams, F.T., Stocke, J.T., 1988, AJ, 96, 1235.