

Iron fluorescence from within the innermost stable orbit of black hole accretion disks

Christopher S. Reynolds* and Mitchell C. Begelman[†]

JILA, University of Colorado, Boulder, Colorado, CO 80309-0440

April 10, 2018

Abstract

The fluorescent iron $K\alpha$ line is a powerful observational probe of the inner regions of black holes accretion disks. Previous studies have assumed that only material outside the radius of marginal stability ($r = 6m$ for a Schwarzschild hole) can contribute to the observed line emission. Here, we show that fluorescence by material *inside* the radius of marginal stability, which is in the process of spiralling towards the event horizon, can have a observable influence on the iron line profile and equivalent width. For concreteness, we consider the case of a geometrically thin accretion disk, around a Schwarzschild black hole, in which fluorescence is excited by an X-ray source placed at some height above the disk and on the axis of the disk. Fully relativistic line profiles are presented for various source heights and efficiencies. It is found that the extra line flux generally emerges in the extreme red wing of the iron line, due to the large gravitational redshift experienced by photons from the region within the radius of marginal stability.

We apply our models to the variable iron line seen in the *ASCA* spectrum of the Seyfert nucleus MCG–6-30-15. It is found that the change in the line profile, equivalent width, and continuum normalization, can be well explained as being due to a change in the height of the source above the disk. Thus, we can explain the iron line properties of MCG–6-30-15 within the context of an accretion disk around a non-rotating black hole. This contrasts with previous studies which, due to the absence of fluorescence from within the radius of marginal stability, have indicated that this object possesses a rapidly rotating (i.e., near-extremal Kerr) black hole. This is an important issue since it has direct bearing on the spin paradigm for the radio-loud/radio-quiet dichotomy seen in accreting black hole systems. We discuss some future observational tests which could help distinguish slowly rotating black holes from rapidly rotating holes.

*email:chris@rocinante.colorado.edu

[†]Also at Department of Astrophysical, Planetary, and Atmospheric Sciences, University of Colorado, Boulder, Colorado.

1 Introduction

The fluorescent $K\alpha$ emission line of cold¹ iron provides a unique diagnostic of the inner regions of accretion flows around black holes. Such fluorescent lines are produced when regions of optically-thick, cold material are externally illuminated by hard X-rays (George & Fabian 1991; Matt, Perola & Piro 1991). In particular, illumination of a standard thin accretion disk by X-rays from a disk-corona will produce fluorescent iron line emission. Since the line energy is well known (6.40 keV) and its intrinsic width is very small, observations of the line profile can provide direct information on the Doppler shifts and gravitational redshifts affecting the line-emitting material (Fabian et al. 1989; Laor 1991).

The *Advanced Satellite for Cosmology and Astrophysics* (*ASCA*) affords us the X-ray spectral capability to perform such an investigation. It has been found that the iron lines in many Seyfert 1 nuclei, previously discovered by *Ginga* (Pounds et al. 1990), possess the profile expected if they were to originate from the inner regions of a thin accretion disk around a (Schwarzschild or Kerr) black hole. The large widths and skewnesses of these lines are well explained as being due to a combination of Doppler shifts and gravitational redshifts (Mushotzky et al. 1995; Tanaka et al. 1995; Nandra et al. 1997). In the highest signal-to-noise examples (e.g., the Seyfert 1 nucleus MCG-6-30-15, Tanaka et al. 1995), alternative models for producing a broad, skewed line can be examined and rejected (Fabian et al. 1995).

Given this interpretation, broad iron lines can be used to study the astrophysics of accretion within the immediate vicinity of a black hole. There is still much to be learnt. Firstly, many active galactic nuclei (AGN) display iron lines that are significantly stronger than predicted by the standard X-ray reflection model. This may be providing evidence of significantly non-solar abundances in the accretion flow (George & Fabian 1991; Reynolds, Fabian & Inoue 1996), or the enhancement of the line strength via relativistic effects (Martocchia & Matt 1996; Reynolds & Fabian 1997). Secondly, there are hints that higher-luminosity AGN tend to show more highly ionized iron lines or no iron lines at all (Nandra et al. 1995, 1996). Similar results are seen for Galactic Black Hole Candidates (GBHC). This may suggest that these objects possess more highly ionized accretion disks, as expected if they are operating closer to the Eddington limit. Thirdly, some AGN display extremely strong lines with very broad red wings which cannot be fit with the standard model of iron fluorescence about a Schwarzschild hole (Iwasawa et al 1996, hereafter I96; Reynolds 1997). In these cases, it has been suggested that the line emission originates from disks around near-extremal Kerr holes (Dabrowski et al. 1997).

General relativity predicts the existence of a critical radius within which massive particles cannot occupy stable circular orbits (see, e.g., Misner, Thorne & Wheeler 1973). We shall denote this *radius of marginal stability* as r_{ms} . For a Schwarzschild black hole, $r_{\text{ms}} = 6m$, where we have set $c = G = 1$. Standard models of iron fluorescence from around black holes assume that there is no fluorescence (and almost no material!) within r_{ms} . For rotating (Kerr) holes, $r_{\text{ms}} < 6m$ and decreases monotonically as the dimensionless spin-parameter of the hole, a , increases ($r_{\text{ms}} \rightarrow m$ as $a \rightarrow 1$). Under the assumption that all iron fluorescence occurs outside r_{ms} , this is the basis for the statement that very broad

¹By ‘cold’, we mean in the ionization range Fe I–Fe XVII

red-wings imply a Kerr geometry: near-extremal Kerr geometry is required in order to make r_{ms} sufficiently small, and hence the relativistic effects sufficiently strong, to explain such lines.

In this paper, we suggest that iron fluorescence from material within $r = r_{\text{ms}}$ may, indeed, be observable. In particular, this emission may be relevant to the extremely broad and strong lines mentioned above. In Section 2, we discuss the simplified disk model that we assume for our calculations. We show that, for typical parameters, the optical depth of the disk is sufficient for fluorescence even far within $r = r_{\text{ms}}$. Section 3 describes our disk-line calculations, which include fluorescence from within $r = r_{\text{ms}}$, and presents results for various regions of parameter space. Section 4 discusses the relevance of these calculations to existing observational issues and possible future tests of this model. Our conclusions are drawn in Section 5.

2 Innermost regions of a black hole accretion disk

We consider an accretion disk around a Schwarzschild black hole of mass m . It is assumed that the accretion disk is geometrically thin and radiatively efficient as opposed to, for example, a geometrically thick advection dominated disk. It is also assumed that the disk is illuminated by some nearby hard X-ray source, such as the high-energy emission from a disk-corona. This illumination will drive iron line fluorescence. We suppose that the X-ray illumination is axisymmetric and denote by $g(r)$ the illuminating flux per unit area of the disk. We shall refer to $g(r)$ as the *illumination law*. Note that for matter at a given ionization state, the iron fluorescent emission will be proportional to $g(r)$.

There is a large body of theoretical work on the global structure of thin accretion disks around black holes (e.g. Muchotrzeb & Pacynski 1982; Abramowicz & Kato 1989; Chen & Taam 1993). These studies show that the disk has the following properties. At radii $r \gtrsim r_{\text{ms}}$, the disk material is essentially in circular, Keplerian motion superposed with a small radial inflow. This continues down to $r \sim r_{\text{ms}}$. Within $r = r_{\text{ms}}$ the material starts to spiral towards the hole. It soon passes through a sonic point (located near $r = r_{\text{ms}}$). There is very little dissipation once the material has passed the sonic point: the subsequent motion approximately conserves energy and angular momentum.

2.1 Velocity field

On the basis of the studies discussed in the previous paragraph, we approximate the full disk velocity field by splitting the disk into two regions:

1. $r > r_{\text{ms}} = 6m$ – the material is assumed to be in perfect Keplerian motion. In Schwarzschild co-ordinates, this gives the following components for the 4-velocity vector:

$$u^t \equiv \dot{t} = \frac{r}{\sqrt{r(r-3m)}} \quad (1)$$

$$u^\phi \equiv \dot{\phi} = \frac{1}{r} \sqrt{\frac{m}{r-3m}} \quad (2)$$

$$u^r \equiv \dot{r} = 0 \quad (3)$$

$$u^\theta \equiv \dot{\theta} = 0 \quad (4)$$

where the dot represents differentiation by the material's proper time.

2. $r < r_{\text{ms}} = 6m$ – the material is assumed to be in free-fall with the energy and angular momentum of material at the innermost stable orbit. This gives the following components of the 4-velocity vector:

$$u^t = \frac{r\sqrt{8}}{3(r-2m)} \quad (5)$$

$$u^\phi = \frac{2\sqrt{3}m}{r^2} \quad (6)$$

$$u^r = -\sqrt{\frac{8}{9} - \left(1 - \frac{2m}{r}\right) \left(1 + \frac{12m^2}{r^2}\right)} \quad (7)$$

$$u^\theta = 0 \quad (8)$$

where we have used the fact that the specific angular momentum of material at the innermost stable orbit is $l = 2\sqrt{3}m$ and its specific energy is $E = \sqrt{8/9}$.

The generalization of these formulae to the case of Kerr geometry is straightforward, but shall not be performed here.

2.2 Optical depth

The disk must remain Thomson thick and relatively cold in order to produce a significant fluorescent iron line upon hard X-ray illumination. The optical depth of the disk can be calculated from the (baryon number) continuity equation,

$$(\rho u^\mu)_{;\mu} = 0, \quad (9)$$

where ρ is the mass density in the comoving frame. For a steady-state, axisymmetric, thin disk, this reduces to

$$r\Sigma u^r = -\frac{\dot{m}}{2\pi}, \quad (10)$$

where Σ is the (comoving) surface mass density and \dot{m} is the accretion rate. Since the electron scattering optical depth normally through the disk in the comoving frame is given by $\tau_e = \Sigma\sigma_T/m_p$, we can cast the continuity equation in the form,

$$\tau_e = \frac{2m}{\eta r(-u^r)} \frac{L}{L_{\text{Edd}}}, \quad (11)$$

where L_{Edd} is the Eddington luminosity of the black hole and η is the overall radiative-efficiency ($\eta \approx 0.06$ for a Schwarzschild hole). Figure 1 plots τ_e as a function of r ($r < r_{\text{ms}}$) for the case where $L = 0.1L_{\text{Edd}}$ and $\eta = 0.06$. It can be seen that the disk remains optically-thick almost all of the way down to the horizon of the hole. Note that the free-fall approximation becomes progressively better as one considers smaller r . Thus, this result should remain valid even when one considers fully self-consistent, global disk models.

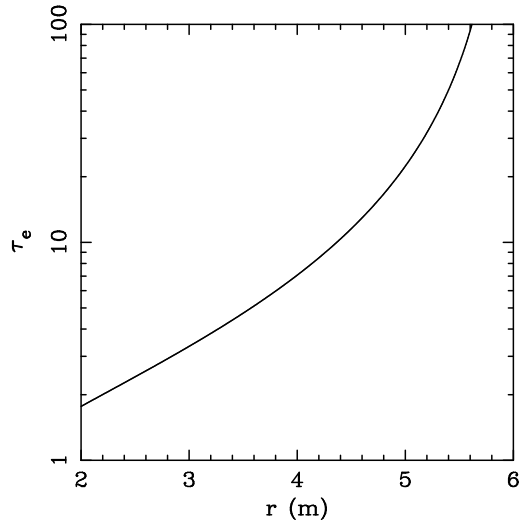


Figure 1: Electron scattering optical depth τ_e as a function of radius for a Schwarzschild hole with $L = 0.1L_{\text{Edd}}$ and $\eta = 0.06$. See text for the approximations used. The dependences of τ_e on L/L_{Edd} and η are given in eqn (11).

2.3 X-ray illumination

The largest uncertainty in the study of fluorescent iron lines from accretion disks is the illumination law $g(r)$. Indeed, one might eventually hope to use well-studied iron emission lines to determine $g(r)$ and thus learn the geometry of the X-ray source. For the present purposes, we are interested in illumination laws that lead to appreciable illumination of the region $r < r_{\text{ms}}$. The X-ray flux from a geometrically thin disk-corona most likely reflects the local energy input which is, presumably, related to the local viscous dissipation in the accretion disk. Since there is very little dissipation in the region $r < r_{\text{ms}}$, a thin corona is most likely *not* an appropriate geometry if we wish to explore the possibility of iron lines from $r < r_{\text{ms}}$. This geometry has been adopted by Dabrowski et al. (1997) and the resulting iron line profiles have been explored using both Schwarzschild and Kerr metrics.

Here, we adopt the following idealized X-ray source geometry: the source is assumed to be an isotropic point source situated on the rotation axis of the accretion disk at a height h above the disk plane. This may be viewed as an approximation to any source geometry which is axisymmetric and significantly away from the disk plane (for example, a quasi-spherical disk-corona, or X-ray emission from a jet). The source spectrum is assumed to be a power-law with energy index $\alpha = 1$ (emitted power $F(\nu) \propto \nu^{-\alpha}$) for all frequencies of interest.

In the absence of any relativistic effects, the resulting illumination law is given by

$$g_1(r) \propto (r^2 + h^2)^{-3/2}. \quad (12)$$

Gravitational and Doppler shifts will have a significant influence on this illumination law. In the unphysical case of a static disk, only gravitational shifts are important and the

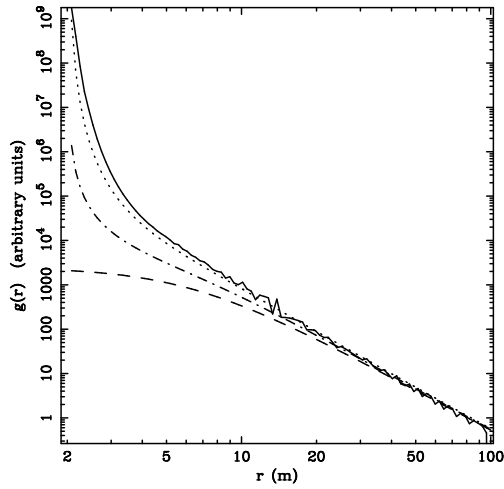


Figure 2: Illumination law for the case of a point source at a distance $h = 6m$ above the center of the accretion disk. The source is assumed to be isotropic and have an energy index of $\alpha = 1$. The solid line shows the full illumination law, $g(r)$, including all relativistic effects. The dashed line shows the Euclidean result ($g_1(r)$ in the main text). The dot-dashed line shows the result of neglecting Doppler corrections ($g_2(r)$ in the main text). The dotted line shows the function $g_3(r)$, which acts as a good approximation to $g(r)$.

resulting relativistic modifications to eqn (12) are

$$g_2(r) \propto \frac{g_1(r)}{(1 - 2m/r)^{(3+\alpha)/2}}, \quad (13)$$

where we have used the phase-space invariant I_ν/ν^3 and included the gravitational ‘k-correction’. For small r this gravitational term is of great importance and can enhance the illumination of the inner disk by orders of magnitude.

In reality, the disk material is moving and so there are Doppler corrections. To calculate the correct illumination law, including all relativistic effects, we used a photon tracing code (described in Section 3) to simulate the isotropic emission of photons from the source. For those photons that were found to strike the disk-plane (defined as $\theta = \pi/2$), we calculate the gravitational/Doppler redshift from

$$1 + z = \frac{(u^\mu p_\mu)_{\text{source}}}{(u^\mu p_\mu)_{\text{disk}}}, \quad (14)$$

where u^μ is the 4-velocity of the source/disk material and p_μ is the contravariant form of the photon’s 4-momentum at the source/disk. The resulting enhancement in the illuminating intensity at a given frequency is $(1 + z)^{-3-\alpha}$. Adding up the effects of many simulated photons, we can construct the resulting illumination law $g(r)$. This is shown in Fig. 2 for the case of $h = 6m$, along with $g_1(r)$ and $g_2(r)$ for comparison. Figure 2 also shows $g_3(r)$, defined by

$$g_3(r) \propto \frac{g_1(r)}{(1 - 2m/r)^{3+\alpha}} \propto \frac{g_2(r)}{(1 - 2m/r)^{(3+\alpha)/2}}. \quad (15)$$

It can be seen that $g_3(r)$ is a good approximation to the full (numerical) illumination law $g(r)$ for all but the very innermost radii. This amounts to saying that the Doppler effect and pure gravitational redshift effects are of approximately equal importance. In the calculations presented in this paper, we shall use $g_3(r)$ as a convenient approximation to the full illumination law.

2.4 Ionization of the inner disk

As shown above, relativistic effects can lead to a large enhancement in the irradiation of the inner regions of the disk. Since we are primarily interested in the resulting iron fluorescence, we must address the issue of the ionization state of the matter.

We are concerned with accretion disks that are strongly irradiated by an external X-ray source. Thus, photoionization by the external irradiating flux is likely to be the dominant process determining the ionization state of the disk material. Photoionization of the region $r > r_{\text{ms}}$ has been considered by Matt, Fabian & Ross (1993, 1996), who find that cold iron fluorescence results provided that $L \lesssim 0.1L_{\text{Edd}}$. Similar calculations have not been performed explicitly for the region $r < r_{\text{ms}}$. Here we adopt a simple, but useful, approach to this problem. We define the X-ray ionization parameter, ξ , as

$$\xi(r) = \frac{4\pi F_X(r)}{n(r)}, \quad (16)$$

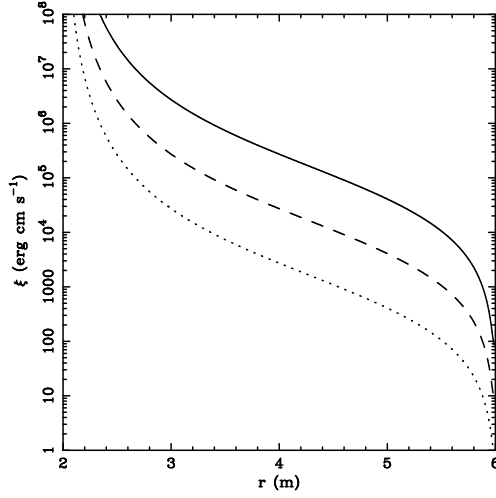


Figure 3: Ionization parameter ξ as a function of radius for $h = 6m$ and $\eta_x = 0.06$ (solid line), $\eta_x = 0.006$ (dashed line) and $\eta_x = 0.0006$ (dotted line).

where $F_X(r)$ is the X-ray flux (defined over some fixed energy band) striking a unit area of the disk at radius r , and $n(r)$ is the comoving electron number density. Now, using that fact that $g_3(r)$ approximates the full illumination law, we have

$$F_X \approx \left(\frac{L_X h}{4\pi(r^2 + h^2)^{3/2}} \right) \left(\frac{1 - 2m/h}{1 - 2m/r} \right)^{3+\alpha}. \quad (17)$$

In this expression, the first bracket on the right hand side is the standard Euclidean result, whereas the second bracket is the (approximate) relativistic correction. The average density of the disk material is easily found from the continuity equation (10) to be

$$n = \frac{\dot{m}}{4\pi r h_{\text{disk}} (-u_r) m_p}, \quad (18)$$

where h_{disk} is the half thickness of the disk. If we define the X-ray efficiency as $L_X = \eta_x \dot{m}$, then the ionization parameter is

$$\xi = \frac{4\pi m_p c^2 h_{\text{disk}} h \eta_x (-u_r) r}{(r^2 + h^2)^{3/2}} \left(\frac{1 - 2Gm/c^2 h}{1 - 2Gm/c^2 r} \right)^{3+\alpha}, \quad (19)$$

where we have used dimensionful quantities to allow numerical evaluation. We shall assume that $h_{\text{disk}}/r = 0.1$ in all subsequent calculations.

Figure 3 shows the behavior of $\xi(r)$ for $h = 6m$ and a variety of efficiencies $\eta_x \leq 0.06$. Note that $\eta_x = \eta = 0.06$ is an upper limit to the X-ray efficiency set by the total amount of accretion power extractable around a Schwarzschild black hole. It can be seen that for physically reasonable X-ray efficiencies $\eta \sim 0.01$, much of the region $r < r_{\text{ms}}$ is

ionized (in the sense described in the next paragraph). Note that, because of our free-fall approximation for this region of the disk, *the ionization is independent of the mass accretion rate and accretion disk viscosity law.*

Fluorescent iron line emission for various ionization parameters has been investigated by Matt, Fabian & Ross (1993, 1996). They come to the following conclusions. For small ionization parameters ($\xi \lesssim 100 \text{ erg cm s}^{-1}$), we have the standard cold fluorescent line at 6.40 keV. For $\xi \sim 100 - 500 \text{ erg cm s}^{-1}$, resonance scattering followed by Auger destruction severely impedes the escape of the line photons and the equivalent width of the line falls to very low values. For $\xi \sim 500 - 5000 \text{ erg cm s}^{-1}$, most iron ions no longer possess L-shell electrons and so the Auger destruction mechanism cannot operate. Ionized lines result (at 6.67 keV and 6.97 keV) and are strong due to the lack of the competitive Auger effect. For $\xi > 5000 \text{ erg cm s}^{-1}$, all but a negligible fraction of the iron is fully stripped and no iron fluorescence results. See Matt, Fabian & Ross (1996) for a more detailed description of some of the related atomic physics issues.

We approximate this somewhat complex situation by treating the accretion disk as possessing four zones:

1. $\xi < 100 \text{ erg cm s}^{-1}$: cold iron line at 6.4 keV.
2. $100 \text{ erg cm s}^{-1} < \xi < 500 \text{ erg cm s}^{-1}$: no line emission (line photons are resonantly trapped and destroyed via the Auger process.)
3. $500 \text{ erg cm s}^{-1} < \xi < 5000 \text{ erg cm s}^{-1}$: hot iron line at 6.8 keV with twice the effective fluorescent yield when compared with the cold line.
4. $\xi > 5000 \text{ erg cm s}^{-1}$: no line emission (total ionization)

This approximation will allow us to address, in at least a semi-quantitative way, the effects of ionization on the fluorescent emission from $r < r_{\text{ms}}$. However, it must be noted that we have neglected the following two aspects. First, Matt, Fabian & Ross (1996) have shown that in highly ionized disks there is a substantial component of the line flux (in *addition* to that approximated here) that suffers multiple Compton scatterings. This line flux emerges as a very broadened spectral feature, and so is probably (observationally) indistinguishable from the underlying continuum. Secondly, the Auger destruction mechanism may be less effective in the region $r < r_{\text{ms}}$ due to the very large velocity gradients that exist in that region. A detailed exploration of these issues is beyond the scope of the present work.

3 Computations of fluorescent lines

In this section, we shall briefly describe our method for computing emission line profiles from the accretion disk and some results.

3.1 Computational Method

We suppose that an observer views the accretion disk at some inclination i (with $i = 0$ corresponding to a face-on disk) from a very large distance. In practice we place the

observer at $r = 1000m$. We then integrate photon paths from points on the image plane to the accretion disk using the four constants of motion: energy, azimuthal angular momentum l , photon rest mass (i.e. $p^\mu p_\mu = 0$), and the Schwarzschild form of the Carter constant

$$q = r^4 \dot{\theta}^2 + l^2 \cot^2 \theta. \quad (20)$$

The integration is stopped at $\theta = \pi/2$ or $r = 2.1m$, whichever condition is met first. Those paths that are terminated via the latter condition are deemed to have entered the event horizon and the corresponding point on the image plane is assigned an infinite (in practice, very large) redshift. However, those paths that are terminated via the $\theta = \pi/2$ condition are deemed to have struck the disk. For those paths, we calculate the overall redshift of photons that are emitted by the disk material at that point of the disk and propagate to the corresponding point of the image plane. This redshift is given by

$$1 + z = \frac{E}{(u^\mu p_\mu)_{\text{disk}}}, \quad (21)$$

where E is the (conserved) energy of the photon at infinity. By considering all points on the image plane, we can build up a map of the redshift field on the image plane.

To calculate the profile of the iron $K\alpha$ feature, we use the following procedure. For a given point on the image plane, we determine the value of r for the corresponding point on the accretion disk. For given X-ray source parameters (i.e., h and η_x), this allows us to determine the ionization parameter $\xi(r)$ and illumination $g(r)$ at that point on the disk. Using our simple prescription for line emission from ionized material, we determine whether this part of the disk emits no line, a cold line or an ionized line. We assume that any iron line emission is isotropic in the comoving frame of the disk material. More sophisticated treatments go beyond this assumption in order to deal with limb-darkening effects, but we shall not be concerned with these complications. The neglect of limb-darkening will only become important for high-inclination disks. For a given point on the image plane, the observed intensity of the line is given by

$$I_{\text{obs}} = \frac{I_0 Y g(r)}{(1+z)^4} \quad (22)$$

where I_0 is some overall normalization, Y is the effective fluorescent yield, and we have utilized the phase space invariant I_ν/ν^3 . Note that the line flux (which is a frequency-integrated quantity) depends upon $(1+z)^4$, and not $(1+z)^3$, due to the transformation of the frequency element (Dabrowski et al. 1997).

Thus, for a given illumination pattern $g(r)$, we can build up an iron line intensity map of the disk on the image plane. This can be combined with the redshift map (taking into account the different energies of the cold and ionized iron lines) in order to produce an overall line profile.

3.2 Results

Given the assumptions stated above, the observed line profile is a function of the inclination i , the illumination law $g(r)$, and the ionization structure $\xi(r)$. For the point source

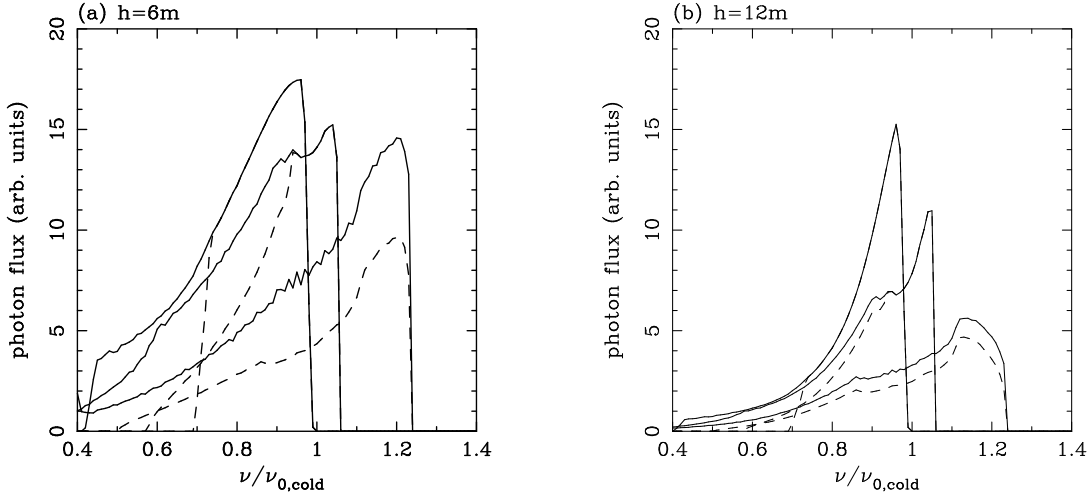


Figure 4: Iron line profiles from very inefficient sources ($\eta_x = 10^{-5}$) for $i = 0^\circ$, $i = 30^\circ$ and $i = 60^\circ$ (line peak moves to higher frequency for increasing inclination). The dashed curves show the line profile resulting from material that is outside the innermost stable orbit, whereas the solid curves show the total line profile (i.e., including the region $r < r_{\text{ms}}$). Results are shown for two values of the source height: (a) $h = 6m$, and (b) $h = 12m$. The rest-frame frequency of the cold iron $K\alpha$ line (6.4 keV) is denoted by $\nu_{0,\text{cold}}$.

geometry of Section 2.3, the form of the illumination law is determined purely by h and the ionization structure is determined by h and η_x according to eq. (19). We will organize our discussion by addressing systems with various efficiencies.

3.2.1 Very inefficient sources

Suppose that the X-ray source is so inefficient that most of the region $r < r_{\text{ms}}$ produces a cold iron line. For $h = 6m$, this translates to a limit on the efficiency of $\eta_x \lesssim 10^{-5}$ (see Fig. 3). Low X-ray efficiencies may be obtained if the bulk of the accretion energy is radiated at lower frequencies (e.g., in the Big Blue Bump), or is directly converted into bulk kinetic energy of a wind or jet.

Figure 4 shows the resulting line profiles for the cases $h = 6m$ and $h = 12m$. Comparing the full line profiles (solid lines) with the contribution just from the region outside the innermost stable orbit ($r > r_{\text{ms}}$; dashed lines), we can say the following. First, the region within the innermost stable orbit is a major contributor to the observed iron line for $h = 6m$, but not for $h = 12m$. This is simply because the former illumination law is more centrally concentrated than the latter. Secondly, in low-inclination sources, the line emission from the region $r < r_{\text{ms}}$ emerges in the red-wing of the observed line due to the strong gravitational redshifts experienced by these photons. In high-inclination sources this emission can also affect the blue peak of the line due to the large line-of-sight velocities that are attained by the material in this inner region. However, even in these high-inclination systems, the overall effect is to significantly enhance the red-wing relative to the blue peak.

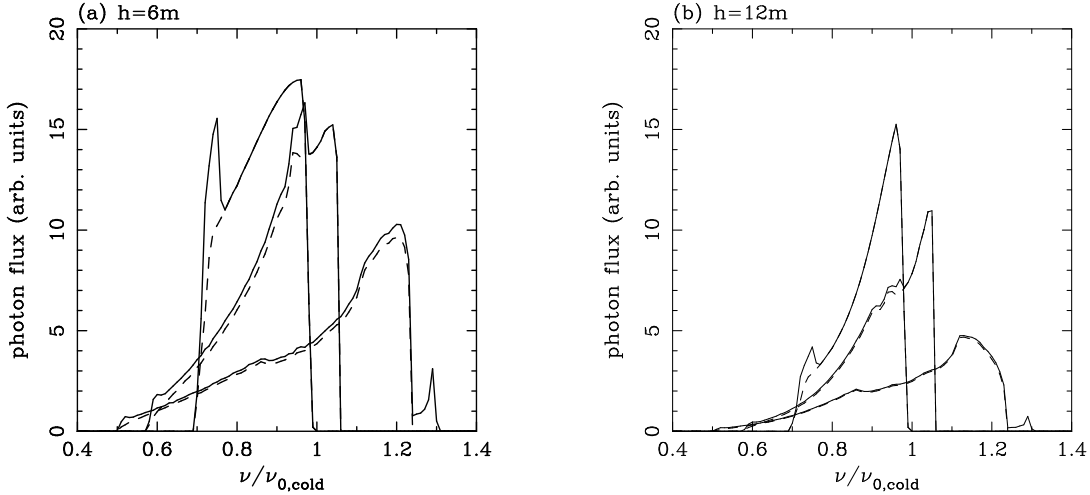


Figure 5: Iron line profiles from very efficient sources ($\eta_x = 0.06$) for $i = 0^\circ$, $i = 30^\circ$ and $i = 60^\circ$ (line peak moves to higher frequency for increasing inclination). The dashed curves show the line profile resulting from material that is outside the innermost stable orbit, whereas the solid curves show the total line profile (i.e., including the region $r < r_{\text{ms}}$). Results are shown for two values of the source height: (a) $h = 6m$, and (b) $h = 12m$. The rest-frame frequency of the cold iron $K\alpha$ line (6.4 keV) is denoted by $\nu_{0,\text{cold}}$.

3.2.2 Very efficient sources

Now consider a maximally-efficient X-ray source, $\eta_x = 0.06$ (i.e., all extractable accretion power is channeled into the X-ray source). As shown in Section 2.4, a source close to the disk with such an efficiency will ionize most of the region within the innermost stable orbit. However, there will be a (narrow) annulus of this region near $r = r_{\text{ms}}$ that will be sufficiently dense, and thus have a sufficiently low ionization parameter, so as to produce iron fluorescence (from helium and hydrogen-like iron).

Figure 5 shows the line profiles from such efficient sources. It can be seen that, for face-on disks, the contribution from the region $r < r_{\text{ms}}$ is almost monochromatic due to the fact that only a narrow annulus of this region is contributing to the fluorescence. The energy of this narrow spectral feature simply corresponds to the redshifted line of ionized iron. For finite inclinations, the ionized fluorescing annulus produces a classical double-peaked line shape which can be seen superposed on the ‘cold’ broad line from the region outside the innermost stable orbit.

4 Discussion

4.1 The case of MCG–6-30-15

The Seyfert 1 galaxy MCG–6-30-15 displays one of the best studied accretion disk iron-lines, and so provides a good laboratory in which to examine our model. The time-averaged line profile is well explained as originating from the region $r \approx 6m - 20m$ of an

accretion disk around *either* a Schwarzschild or a Kerr black hole (Tanaka et al. 1995). However, I96 found the line profile to be variable. In the most dramatic event, the redwing of the line becomes extremely broad and strong. During this event, line emission can be discerned down to at least 4 keV and the equivalent width of the line increases by a factor of 3. As described in the Introduction, this led to the suggestion that MCG–6-30-15 harbors a near-extremal Kerr hole and that the line-broadening event corresponds to a shift in the X-ray illumination that suddenly favored the innermost regions of the disk. Dabrowski et al. (1997) examined the whole family of Kerr geometries and found that the very-broad state of this iron line (and the assumption of no fluorescence from within the innermost stable orbit) requires $a > 0.94$.

If vindicated, this is an extremely important result. As well as being the first *observational* evidence of a rapidly rotating black hole, it has significant implications for the nature of the radio-quiet/radio-loud dichotomy observed in accreting black hole systems. Motivated by the discovery that hydromagnetic processes can efficiently extract the spin-energy of a rapidly rotating black hole (Blandford & Znajek 1977), it has long been suggested that the spin of the central black hole is the key physical quantity that determines whether the system can produce collimated, relativistic radio jets, which lead to a radio-loud classification (Rees et al. 1982; Blandford 1990; Wilson & Colbert 1995). However, MCG–6-30-15 appears to represent a paradigm-destroying counter-example: it is a radio-quiet Seyfert nucleus which seems to possess a near-extremal Kerr black hole. Given its importance, the Kerr interpretation for MCG–6-30-15 must be critically examined and tested against alternative models.

Here, we ask the following question: can the extremely broad state of the iron line in MCG–6-30-15 be reconciled with a Schwarzschild (or slowly rotating Kerr) black hole, if we also allow for the possibility of line emission from within the innermost stable orbit? We address this by comparing (in a χ^2 sense) the time-averaged line profile (from Tanaka et al. 1995), and the very-broad line profile (from I96), with our calculated line profiles for various values of h and η_x . In performing these fits, the inclination has been fixed at $i = 28^\circ$. The inclination is determined in a robust manner by the energy at which the blue side of the line truncates. Figure 6 shows the resulting confidence contours on the (η_x, h) plane, and Fig. 7 displays the best fit models overlaid on the respective datasets. It is seen that the very-broad line in MCG–6-30-15 can, indeed, be understood in the context of Schwarzschild geometry. As in the Kerr geometry scenario, a dramatic change in the X-ray illumination law is required in order to explain the transition from one line profile to the other. Within the context of our point source geometry, the principal change is that the source height decreases from $h_1 \approx 12m$ down to $h_2 \approx 4m$. The profiles are consistent with the X-ray efficiency remaining constant at $\eta_x \approx 0.002$ (i.e., 3 per cent of the total extractable accretion energy is channelled into the X-ray flux of this source).

Although the point source geometry adopted here is somewhat artificial, it is interesting to explore this model further. Suppose that the line variability is caused by the source moving from h_1 to h_2 at constant η_x . Assuming a black hole mass of $M \sim 10^7 M_\odot$, the time-scale of the line variability ($\sim 10\,000$ s) is only a few times the dynamical timescale at the innermost stable orbit, and is very much less than the viscous timescale. Thus, we would not expect the mass accretion rate \dot{m} to vary on this timescale and, for fixed η_x , the intrinsic luminosity of the X-ray source will be constant. The *observed* luminosity

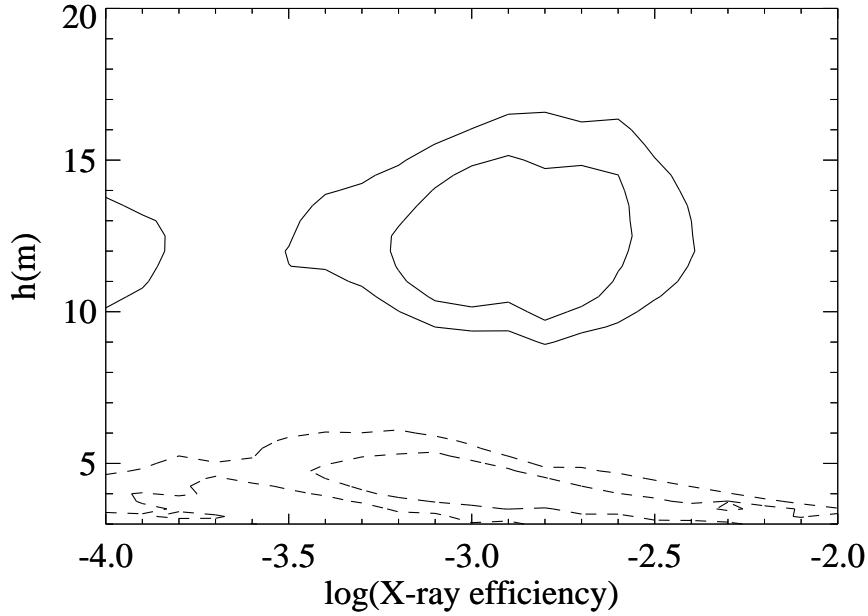


Figure 6: Confidence contours for the disk-line model parameters (including fluorescence from $r < r_{\text{ms}}$) upon comparison with the data for MCG–6-30-15. The solid contours show the fit to the time-averaged line (from Tanaka et al. 1995) whereas the dashed contours show the fit to the line in its very-broad state (from I96). 1- σ and 90 per cent contours are shown.

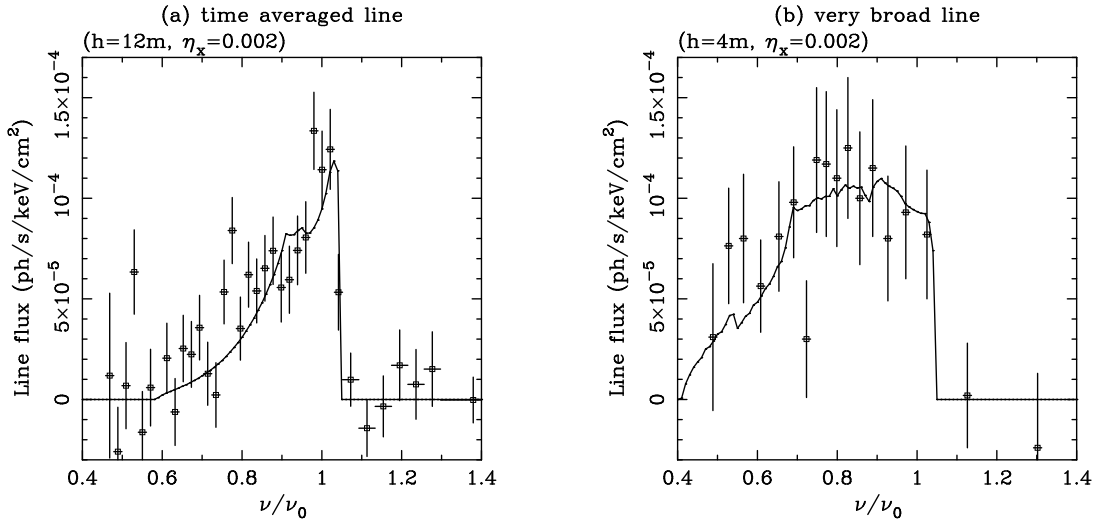


Figure 7: Best fit disk-line models (including fluorescence from $r < r_{\text{ms}}$) for (a) the time-averaged line of MCG–6-30-15, and (b) the very-broad state of that line.

will be diminished by the increasing gravitational effects as the source moves close to the hole. The factor by which the observed luminosity changes is approximately

$$\left(\frac{1 - 2m/h_2}{1 - 2m/h_1}\right)^{(3+\alpha)/2} \approx 0.36. \quad (23)$$

This compares very well with the factor of 2–3 decrease in the observed continuum level that accompanies the change in line profile. Continuing with this hypothesis, when the source moves closer to the hole, an increasing fraction of the emitted luminosity is gravitationally focused toward the disk plane. All other things being equal, this will increase the equivalent width of the iron line. From our line computations, and taking into account the fall of the observed continuum, we would expect the equivalent width of the line to increase by a factor of ~ 3.4 . This compares very well with the factor of ~ 3 increase in the observed equivalent width.

A cautionary note is in order. A backscattered continuum will accompany the observed iron line emission, and this continuum will have iron K-shell photoelectric edges imprinted into it (e.g., see Ross & Fabian 1993 for a calculation of the backscattered continuum for various ionization states of the disk). The large spread in redshifts that contribute to these reprocessing features results in a smearing of these edges into broad troughs (Ross, Fabian & Brandt 1996). Thus, the net continuum that underlies the I96 iron line will, at some level, possess these broad troughs. Since the line profile shown in Fig. 7b (from I96) has been derived from the data by subtracting a continuum with no such smeared edges, the *true* emission line profile may differ to some extent from that used in this work. Further modeling, and higher signal-to-noise datasets (with a better constrained high-energy continuum shape) are required to address this complication.

4.2 The transparency of the region $r < r_{\text{ms}}$

Appreciable line fluorescence can occur only in regions where $\tau_e \gtrsim \text{few}$. Provided $L \gtrsim 0.1 L_{\text{Edd}}$, this condition is satisfied essentially all the way down to the event horizon (assuming $\eta = 0.06$). However, for systems with smaller Eddington ratios, the innermost regions of the disk can be Thomson thin. By scaling the curve in Fig. 1, it can be seen that for $L \sim 0.01 L_{\text{Edd}}$, the region within $r = 5m$ will be not be able to produce significant fluorescence. For significantly lower Eddington ratios, virtually no iron line photons will be produced within the innermost stable orbit. Note that for high Eddington ratios, $L \gtrsim 0.3 L_{\text{Edd}}$, we expect the central regions of the disk to become geometrically thick, thereby complicating the geometry beyond that assumed in our model.

If fluorescence from $r < r_{\text{ms}}$ is important in real systems, the dependence of τ_e on Eddington ratio implies the following observationally-testable prediction: as one considers systems with smaller Eddington ratios, fluorescence from within $r < r_{\text{ms}}$ will become progressively less important and the red-wing of the iron line will become less broad. This effect might reveal itself as a (positive) correlation between source luminosity and the breadth of the iron line, and an anticorrelation between the source luminosity and centroid energy of the line. However, different black hole masses from object to object will induce a large scatter in any correlations. Thus, large samples, covering a wide range of luminosities, will be required to search for this correlation. Alternatively, in sources where

we have an independent measure of the Eddington ratio, this issue could be confronted directly. An example of such a source is NGC 4258 where studies of the MASER disk imply that $L \sim 10^{-3}L_{\text{Edd}}$ (Neufeld & Maloney 1995). Both of these tests require the use of future, high-throughput X-ray missions, such as *XMM*.

4.3 Distinguishing Kerr and Schwarzschild geometries

On the basis of the study presented in this paper, it is apparent that the observation of an extensive red-wing on an iron line is not sufficient evidence, by itself, that the black hole is rapidly rotating. Clearly, further constraints are required in order to distinguish, observationally, a rapidly rotating black hole from a slowly rotating hole.

The largest uncertainty is the nature (both geometry and efficiency) of the X-ray source. The geometry of the source is very difficult to address observationally with current data. However, given various assumptions, it is possible to set a lower limit to the X-ray efficiency by studying the most rapid continuum variations (Fabian 1979). The principal assumptions that enter into this argument are that the continuum variability is not caused by relativistic beaming, that the X-ray source is spherical, and that the X-ray energy is deposited locally by the accreting matter. Reynolds et al. (1995) have applied the Fabian efficiency limit to MCG–6-30-15 and find $\eta_x \gtrsim 0.06$. Such a high efficiency alone may imply accretion onto a Kerr hole. Also, a source of this efficiency within the scenario considered here would almost certainly ionize the disk within the innermost stable orbit, thereby lending strength to the Kerr hole interpretation for the MCG–6-30-15 iron line. However, it is unclear how the Fabian efficiency limit is affected by a relaxation of these assumptions – in practice the source may not be spherical, and the X-ray energy is almost certainly not deposited locally in the accretion flow but, rather, is deposited in a disk-corona. More theoretical work is required in order to determine whether the efficiency limit can be relaxed sufficiently to permit fluorescence from within the innermost stable orbit.

Multiwavelength studies are also important in constraining the X-ray efficiency of a given AGN. After accounting for the various reprocessing mechanisms, Reynolds et al. (1997) argue that $\sim 20 - 50$ per cent of the primary radiant energy in MCG–6-30-15 is released in the X-ray regime. Assuming that all of the accretion energy is radiated, this argues that

$$\eta_x \approx (0.2 - 0.5)\eta \sim 0.01 - 0.03, \quad (24)$$

where we have taken the overall efficiency to be the Schwarzschild value, $\eta = 0.06$. The uncertain reddening correction is the main source of this large spread in inferred X-ray fractions. Thus, the X-ray efficiency required by our model (see Fig. 6) is only barely consistent with the lower end of this range. However, if some fraction of the accretion energy is channeled into a non-radiant form (such as the kinetic energy of a disk wind), the multi-waveband studies become more consistent with our model.

Eventually, we will be able to map the geometry of the illuminating X-ray source. Observations with high-throughput X-ray observatories will be able to map the response time of the line to observed continuum flares. If the response is almost immediate, we can infer that the flaring X-ray sources are located just above the disk surface. Within this geometry, it would be difficult to illuminate the region within the innermost stable

orbit, and little fluorescence would result from this region. This would strengthen the near-extremal Kerr hole interpretation for those objects possessing very broad iron lines of the type seen by I96. On the other hand, if a response lag corresponding to a few gravitational radii or more is seen, we can argue for an X-ray source that is somewhat displaced from the disk. This would allow significant fluorescence to be excited from within the innermost stable orbit, thereby lending evidence to the picture explored in this work. For a central black hole mass of $M \sim 10^7 M_\odot$, one gravitational radius has a light crossing time of ~ 50 s. We need to be able to determine line strengths on this timescale in order to make this observational test feasible. Even for the brightest objects, this would require an instrument with an effective area of $\sim 5000 \text{ cm}^2$ at 6 keV. This is just within the specified capabilities of the *High Throughput X-ray Spectroscopy Mission (HTXS)*.

The most straightforward, but observationally intensive, means of determining whether a given black hole is rotating rapidly is to perform high-throughput, high-resolution X-ray spectroscopy of the iron line. Matt et al. (1992, 1993) have shown that strong-gravitational effects produce fine-structure in the line profile. These features are especially pronounced in high-inclination sources, and can be used as a probe of strong light-bending and frame dragging. In principle, fitting detailed models to high-quality data will allow the inclination, Kerr parameter, and illumination law to be constrained.

5 Conclusions

We have explored the possibility that iron fluorescence from *inside* the innermost stable orbit of a black hole accretion disk may be observable. For concreteness, we have examined the case of a (simplified) accretion disk around a Schwarzschild hole which is illuminated by a point X-ray source located on the rotation axis of the disk at some height above the disk plane. The principal assumptions that enter into the accretion disk structure are that it is thin ($h_{\text{disk}}/r = 0.1$) and in free-fall within the innermost stable orbit. While this is an idealized case, it is likely to be qualitatively applicable to accretion disks around slowly-rotating black holes that are illuminated by some geometrically-thick, and centrally concentrated, X-ray source.

For mass accretion rates that are thought to be relevant to some Seyfert nuclei ($L \sim 0.1 L_{\text{Edd}}$), it is found that the disk remains optically thick to electron scattering right down to the event horizon. Thus, this region can produce appreciable iron fluorescence provided that two conditions are satisfied. Firstly, the X-ray illumination must be centrally-concentrated in order to produce an observable fluorescent signature from this region. The intense gravitational focusing of X-rays onto these central regions of the disk can readily produce the required, centrally-condensed, X-ray illumination law, provided that the source is located relatively close to the disk plane ($h \lesssim 10m$). Secondly, fluorescence is possible only if the material in this region is *not* fully ionized. Since the ionization parameter is essentially the ratio of the X-ray flux to the density, it depends upon both the geometry of the source and the efficiency with which accretion power is transformed into X-ray power.

We present calculations of line profiles for various values of inclination i , source height

h , and X-ray efficiency η_x . In the limit of very-inefficient sources, the entire region $r < r_{\text{ms}}$ produces a ‘cold’ iron line at 6.4 keV. Due to the enormous gravitational redshifts experienced by these line photons, the effect is to enhance the red wing of the observed iron line. This effect is stronger for larger inclinations since the relativistic motion of the material in this region tends to beam the emission into the disk plane. In the opposite limit of very-efficient sources ($\eta_x = \eta = 0.06$), only a narrow annulus within the innermost stable orbit is sufficiently combined to produce a (hot) iron line. For face-on sources, the fact that this extra line contribution originates from a narrow annulus leads to a narrow spectral feature at 4.6 keV. For finite inclinations, the emission from this annulus has a classical double peaked line profile.

In the light of these calculations, we re-examine the iron line variability seen in the Seyfert 1 galaxy MCG–6-30-15 by I96. During certain periods, this source is seen to possess an iron line with an extremely broad red wing (line emission can be discerned down to 4 keV and below) and a very high equivalent width. If one assumes no fluorescence from within the innermost stable orbit, one is led to conclude the existence of a near-extremal Kerr black hole in this Seyfert 1 nucleus (Iwasawa et al. 1996; Dabrowski et al. 1997). This result would appear to argue against the black hole spin paradigm for the radio-loud/radio-quiet dichotomy. However, fluorescence from the region $r < r_{\text{ms}}$ may also be relevant to this observation. Within the framework of our model (with Schwarzschild geometry), the line profile variability is well explained as resulting from a lowering of the X-ray source from $h \approx 12m$ to $h \approx 4m$, with a constant source efficiency η_x . The resulting increase in the gravitational focusing of these X-rays toward the disk-plane can explain the observed changes in both the continuum flux and the iron line equivalent width, although we note that we have not accounted for the effects of the accompanying iron edge. We discuss ways of distinguishing between the rapidly rotating hole model and slowly rotating hole model using observational constraints on source geometry and efficiency.

Acknowledgments

We are very grateful to Andy Fabian and Martin Rees for their useful comments throughout the course of this work. We thank Kazushi Iwasawa for kindly providing the data on MCG–6-30-15. This work has been supported by the National Science Foundation under grant AST9529175.

References

- [1] Abramowicz M. A., Kato S., 1989, ApJ, 336, 304
- [2] Blandford R. D., 1990, in Active Galactic Nuclei, ed T.J.-L.Courvoisier & M.Mayor (Saas-Fee Advanced Course 20) (Berlin:Springer), 161
- [3] Blandford R. D., Znajek R., 1977, MNRAS, 179, 433
- [4] Chen X., Taam R. E., 1993, ApJ, 412, 254

- [5] Dabrowski Y., Fabian A. C., Iwasawa K., Lasenby A. N., Reynolds C. S., 1997, in press
- [6] Fabian A. C., 1979, Proc. Roy. Soc. , A366, 449
- [7] Fabian A. C., Rees M. J., Stellar L., White N. E., 1989, MNRAS, 238, 729
- [8] Fabian A. C. et al. 1995, MNRAS, 277, L11
- [9] George I. M., Fabian A. C., 1991, MNRAS, 249, 352
- [10] Iwasawa K. et al., 1996, MNRAS, 282, 1038 (I96)
- [11] Laor A., 1991, ApJ, 376, 90
- [12] Martocchia A., Matt G., 1996, MNRAS, 282, L53
- [13] Matt G., Fabian A. C., Ross R. R., 1993, MNRAS, 262, 179
- [14] Matt G., Fabian A. C., Ross R. R., 1996, MNRAS, 278, 1111
- [15] Matt G., Perola G. C., Piro L., 1991, A&A, 247, 25
- [16] Matt G., Perola G. C., Piro L., 1992, A&A, 257, 63
- [17] Matt G., Perola G. C., Stellar L., 1993, A&A., 267, 643
- [18] Misner C. W., Thorne K. S., Wheeler J. A., 1973, Gravitation, Freeman, San Francisco.
- [19] Muchotrzeb B., Pacynski B., 1982, Acta Astr., 32, 1
- [20] Mushotzky R. F., Fabian A. C., Iwasawa K., Kunieda H., Matsuoka M., Nandra K., Tanaka Y., 1995, MNRAS, 272, L9
- [21] Nandra K., George I. M., Mushotzky R. F., Turner T. J., Yaqoob T., 1997, ApJ, 477, 602
- [22] Nandra K. et al., 1995, MNRAS, 276, 1
- [23] Nandra K., George I. M., Turner T. J., Fukazawa Y., 1996, ApJ, 464, 165
- [24] Neufeld D. A., Maloney P. R., 1995, ApJ, 447, L17
- [25] Pounds K. A., Nandra K., Stewart G. C., George I. M., Fabian A. C., 1990, Nat, 344, 132
- [26] Rees M. J., Begelman M. C., Blandford R. D., Phinney E. S., 1982, Nat, 295, 17
- [27] Reynolds C. S., 1997, MNRAS, 286, 513
- [28] Reynolds C. S., Fabian A. C., submitted

- [29] Reynolds C. S., Fabian A. C., Inoue H., 1995, MNRAS, 276, 1311
- [30] Reynolds C. S., Fabian A. C., Nandra K., Inoue H., Kunieda H., Iwasawa K., 1995, MNRAS, 277, 901
- [31] Reynolds C. S., Ward M. J., Fabian A. C., Celotti A., 1997, submitted
- [32] Ross R. R., Fabian A. C., 1993, MNRAS, 261, 74
- [33] Ross R. R., Fabian A. C., Brandt W. N., 1996, MNRAS, 278, 1082
- [34] Tanaka Y. et al., 1995, Nat, 375, 659
- [35] Wilson A. S., Colbert E. J. M., 1995, ApJ, 438, 62