

On the Effective Spatial Separations in the Clustering of Faint Galaxies

Boudewijn F. Roukema

Division of Theoretical Astrophysics, National Astronomical Observatory, Mitaka, Tokyo 181, Japan
Email: roukema@iap.fr

and

David Valls-Gabaud

URA CNRS 1280, Observatoire de Strasbourg, 11 rue de l'Université, 67000 Strasbourg, France
Royal Greenwich Observatory, Madingley Road, Cambridge CB3 0EZ, UK
Email: dvg@astro.u-strasbg.fr dvg@ast.cam.ac.uk

Accepted for publication in The Astrophysical Journal

ABSTRACT

Several recent measurements have been made of the angular correlation function $w(\theta, m)$ of faint galaxies in deep surveys (e.g., in the Hubble Deep Field, HDF). Are the measured correlations indicative of gravitational growth of primordial perturbations or of the relationship between galaxies and (dark matter dominated) galaxy haloes? A first step in answering this question is to determine the typical spatial separations of galaxies whose *spatial* correlations, $\xi(r, z)$, contribute most of the angular correlation.

The median spatial separation of galaxy pairs contributing to a fraction p of the angular correlation signal in a galaxy survey is denoted by r_{eff}^p (§3) and compared with the perpendicular distance, r_{\perp} , at the median redshift, z_{med} , of the galaxies. Over a wide range in spatial correlation growth rates ϵ and median redshifts, $r_{\text{eff}}^{50\%}$ is no more than about twice the value of r_{\perp} , while $r_{\text{eff}}^{90\%}$ is typically four times r_{\perp} .

Values of r_{eff}^p for redshift distributions representative of recent surveys indicate that many angular correlation measurements correspond to spatial correlations at comoving length scales well below $1h^{-1}$ Mpc. For $\Omega_0 = 1$ and $\lambda_0 = 0$, the correlation signal at $4''$ predominant in the Villumsen et al. (1996) estimates of $w(\theta, m)$ for faint HDF galaxies corresponds to $r_{\text{eff}}^{50\%}$ (HDF) $\approx 40h^{-1}$ kpc; other cosmologies and angles up to $10''$ can increase this to $r_{\text{eff}}^{50\%}$ (HDF) $\lesssim 200h^{-1}$ kpc. The proper separations are $(1+z)$ times smaller, where $1 \lesssim z \lesssim 2$.

These scales are small: the faint galaxy angular correlation measurements are at scales where halo and/or galaxy existence, let alone interactions, may modify the spatial correlation function. These measurements could be used to probe the radial extent of haloes at high redshift.

Subject headings: cosmology: theory—galaxies: formation—galaxies: clusters: general—galaxies: distribution—cosmology: observations

1. INTRODUCTION

The growth of primordial density fluctuations into galaxies and clusters of galaxies is an essential element of understanding how structure forms in the Universe. A common way to statistically represent this structure from observed galaxies is to calculate the two-point auto-correlation function, $\xi(r, z)$, which can be approximately parametrised as a power law (in spatial separation of galaxy pairs) which increases in amplitude as a function of time, according to a single parameter ϵ , (e.g., Groth & Peebles 1977):

$$\xi(r, z) = (r_0/r)^\gamma (1+z)^{-(3+\epsilon-\gamma)} \quad (1)$$

where r and r_0 are expressed in comoving coordinates and γ represents the approach to homogeneity at larger length scales.

Observed values are typically $r_0 \approx 5h^{-1}$ Mpc and $\gamma \approx 1.7 - 1.8$ (e.g., Davis & Peebles 1983; Loveday et al. 1992) for the low redshift general galaxy population. Davis & Peebles' (1983) analysis is consistent with this power law on scales $10h^{-1}$ kpc $\lesssim r \lesssim 10h^{-1}$ Mpc, though the correlations appear somewhat stronger at the small scale end (but noisy).¹

Loveday et al. (1992) find their power law fit to ξ of the Stromlo-APM redshift survey to be valid over $200h^{-1}$ kpc $\lesssim r \lesssim 20h^{-1}$ Mpc.

Direct estimates of the evolution in this power law at low z_{med} (median redshifts) include $\epsilon = 1.6 \pm 0.5$ (Warren et al. 1993, $z_{\text{med}} = 0.4$), $\epsilon = -2.0 \pm 2.7$ (Cole et al. 1994, $z_{\text{med}} = 0.16$)² and $\epsilon = 0.8_{-1.3}^{+1.0}$ (Shepherd et al. 1996, $z_{\text{med}} = 0.36$). However, consideration of galaxies as a single population, i.e., adoption of $r_0 = 5.0h^{-1}$ Mpc and the median redshift ($cz_{\text{med}} = 15, 200 \text{ km s}^{-1}$) of the Stromlo-APM survey (Loveday et al. 1992, 1995) for comparison with the higher $z_{\text{med}} = 0.56$ CFRS estimate of ξ (Le Fèvre et al. 1996, CFRS-VIII) would imply that $\epsilon = 2.8$ (cf. §4.1(3), CFRS-VIII).

This latter value of ϵ is considerably higher than expected either for clustering fixed in comoving coordinates ($\epsilon = \gamma - 3 \approx -1.2$, so that the index in Eq. 1 is zero); clustering fixed in proper coordinates on small scales [“stable clustering”, $\epsilon = 0$, since the numbers of “clusters” changes by $(1+z)^3$ and the number of galaxy pairs by $(1+z)^6$, the factor in Eq. 1 for r in proper coordinates is $(1+z)^{-3}$]; or linear growth of density perturbations in an Einstein-de Sitter universe ($\epsilon = \gamma - 1 \approx 0.8$). [Note also that the high z behaviour of ξ may be different (e.g., Ogawa et al. 1997).]

A lower value of ϵ could be justified by hypothesising major changes in visible galaxy populations from low to high redshifts, as suggested by indications of colour dependence in the correlation function (e.g., Infante & Pritchet 1995).

The validity or otherwise of the high observational estimates of ϵ or of major changes in the general galaxy population is not the subject of this article. In fact, as will be defined and seen below, the parameter of interest r_{eff}^p is only weakly sensitive to ϵ .

The motivation for this article stems from the attempts to indirectly measure the dependence of ξ on z . Since estimation of spectroscopic redshifts requires many more photons than the photometric detection of a galaxy, the projection of ξ onto the celestial sphere, i.e., the angular correlation function, $w(\theta, m)$, for angle θ and survey “limiting apparent magnitude” m , can be more easily measured than ξ . This means that ξ can be effectively measured at larger redshifts than is obtainable in redshift surveys—but at the cost of having to deduce ξ from its sky projection.

Hence, investigation of the z dependence of ξ can be carried out to larger redshifts by measuring w rather than ξ . Many estimates of the amplitude of $w(\theta, m)$ of faint galaxies in faint magnitude (“deep”) small angle (a few square arcminutes, “pencil beam”, or up to a few square degrees) surveys have been carried out recently (e.g., Efstathiou et al. 1991; Neuschaefer et al. 1991; Pritchet & Infante 1992; Couch et al. 1993; Roukema & Peterson 1994; Infante & Pritchet 1995; Brainerd et al. 1995). These angular correlations are usually interpreted by integrating $\xi(r, z)$ (Eq. 1) over an appropriate domain in $z - u$ space (see Eq. 2).

The resulting values of ϵ , or hypotheses about how population transitions might justify change in the value of r_0 as a function of z , are generally discussed, and an indication of the scale of galaxy pair *separations* is sometimes indicated by $r_\perp \equiv d_{\text{prop}}\theta \equiv r(z, u = 0)$ (for r in comoving coordinates; u is redshift separation of a galaxy pair at mean redshift z , defined below for Eq. 2) at the median redshift, z_{med} , of the redshift distribution of the galaxy sample.

However, the integral also includes galaxy pairs at unequal redshifts ($u \neq 0$) and galaxy pairs at mean redshifts lower and higher than z_{med} , so rather than the usual assumption that r_\perp is representative of typical scales contributing to w , it is preferable to analyse the integral more closely.

This is the goal of this article: to determine what pair separations contribute to $w(\theta, m)$ over a region of parameter space judged likely for observational values of $w(\theta, m)$. This is done by (a) separating out the different contributions in the double integral relating ξ to w , and by (b) defining an effective separation r_{eff}^p to be the median separation of galaxy pairs which contribute to a fraction p of the numerator of this integral. The effective separation depends, in principle, on both the redshift distribution and the evolution of ξ , so r_{eff}^p is evaluated for likely ranges of relevant parameters.

Indeed, the assumption that r_\perp is a typical scale of galaxy pairs contributing to w turns out to be a good intuition, to better than an order of magnitude. In this paper we present quantitative justification for

¹The more recent estimate of Tucker et al. (1997) finds similar behaviour on scales down to about $20h^{-1}$ kpc, but for the redshift-space correlation function rather than the “real” space correlation function, which makes this difficult to interpret.

²Cole et al.’s (1994) ϵ relates to ϵ as $\epsilon = \gamma(1 - \epsilon) - 3$.

this intuition.

In §2, the double integration of $\xi(r, z)$ is presented, using Sawicki et al.’s (1997) photometric redshift distribution for the Hubble Deep Field (HDF; Williams et al. 1996) as an illustration. The effective separation, r_{eff}^p is defined and evaluated in §3. In §4, implications of the resulting r_{eff}^p values are discussed and §5 presents the conclusions. All discussion is in comoving ($t = t_0$) units unless otherwise noted and the Hubble constant is $100h \text{ km s}^{-1} \text{ Mpc}^{-1}$.

2. LIMBER’S EQUATION

The angular correlation function (small angle approximation) is given by the the double integration of $\xi(r, z)$,

$$w(\theta, m) = \frac{\int dz N_z(z, m)^2 \int du \xi(r, z)}{[\int dz N_z(z, m)]^2} \quad (2)$$

where θ is the angle on the sky, m is the apparent magnitude, $z = (z_1 + z_2)/2$ and $u = z_1 - z_2$ parametrise the redshifts of two galaxies at redshifts z_1 and z_2 , $r(z, u)$ is the spatial separation between the two galaxies, and $N_z(z, m) = \partial^2 N / \partial m \partial z$ is the redshift distribution at m (Limber 1953; Phillips et al. 1978; Peebles 1980; Efstathiou et al. 1991).

One can think of $\xi(r, z)$ as the excess probability that two randomly chosen galaxies lie at a (comoving) separation r . By symmetry, all such galaxies separated in projection by θ can be thought to form the surface of a cone of opening angle $\theta/2$. Again by symmetry, the dependence on the second angle ϕ can be dropped, so that integration is only needed over the double range of redshifts of pairs of galaxies, weighted by the numbers of galaxies at each of the two redshifts. Note that the angular correlation function w is independent of the normalisation of $\partial^2 N / (\partial z \partial m)$, so only its shape is relevant to the integral (e.g. Yoshii 1993).

In order to understand the relative importance of the different factors in the integral, we separate them out in Fig. 1. The redshift distribution chosen for this illustration is Sawicki et al.’s (1997) photometric redshift distribution for the HDF galaxies (see also Lanzetta et al. 1996) in the three Wide Field Camera images of the Version 2 (1996 February 29) drizzled version of the data to $I_{AB,8140} < 27$. The square of this distribution is shown in Fig. 1(a).

The redshift and distance dependence of $\xi[r(z, u), z]$ can be seen in Fig. 1(b). At any given z , ξ decreases as u increases, since the spatial correlation decreases for increasing r , quickly approaching zero. Both the use of a fixed angle θ (chosen here as $\theta = 4''$, since the range of significant signal in Villumsen et al.’s w_0 HDF estimate is roughly $2.5''$ to $10''$) and the choice of “stable clustering in proper coordinates” (i.e., $\epsilon = 0$) contribute to the decrease in ξ along the path for which $u \equiv 0$. For large (fixed) u , $r(z, u)$ becomes dominated by a nearly radial distance separation. Since $d^2 d_{\text{prop}} / dz^2 < 0$, these separations become smaller

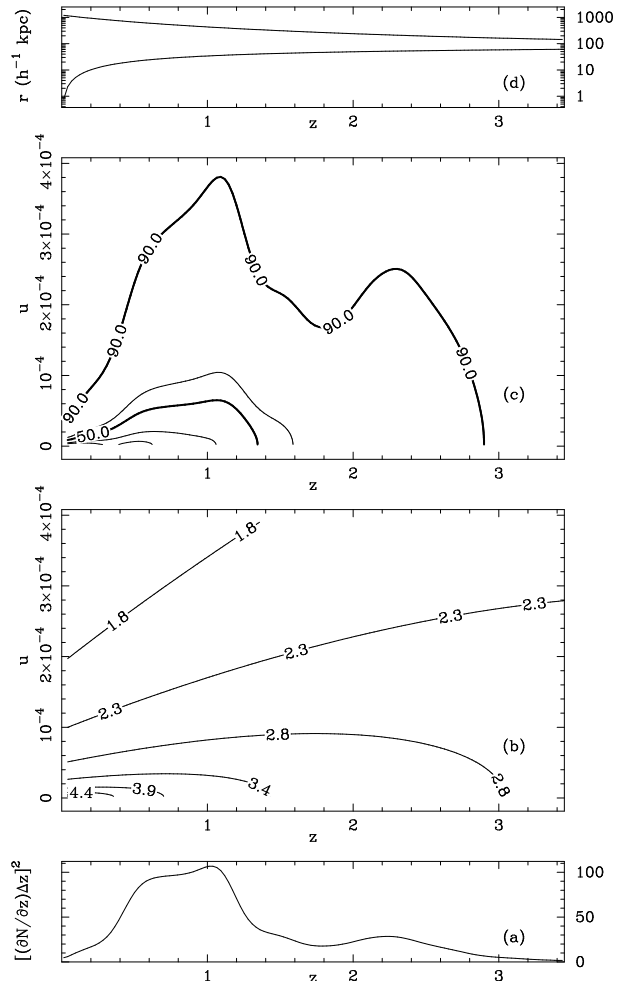


Fig. 1.— Analysis of how the spatial correlations ξ combine with the number distribution $\partial N / \partial z$ to form the integral $w(\theta, m)$. Each of the panels is plotted against the same redshift range horizontally. From bottom to top, the four panels show: (a) $[N_z(z, m) \Delta z]^2$ in units of (squared) observed numbers of galaxies in bins of 0.2 z units; (b) contours of $\log_{10}\{\xi[r(z, u), z]\}$ in the $z - u$ plane, showing the highest values at low z and low u ; (c) contours of constant $(\partial N / \partial z)^2 \xi[r(z, u), z]$ in the $z - u$ plane within which a fraction p of the numerator of Eq. 2 is obtained, for $p = 10\%, 30\%, 70\%$ (thin curves) and $p = 50\%, 90\%$ (thick curves); (d) comoving separations (in h^{-1} kpc) corresponding to the u range plotted in (b), (c)— $\log_{10} r(z, u = 0)$ and $\log_{10} r(z, u = 4.1 \times 10^{-4})$ are the lower and upper curves respectively. The redshift distribution is the HDF photometric z distribution of Sawicki et al. (1997). (The published histogram is smoothed by a gaussian of width $\sigma_z = 0.1$.) Parameter values are $\Omega_0 = 1$, $\lambda_0 = 0$, $\theta = 4''$, $r_0 = 5.5 h^{-1} \text{ Mpc}$, $\gamma = 1.8$, $\epsilon = 0$.

for increasing z , which would imply higher ξ for clustering fixed in comoving coordinates ($\epsilon = \gamma - 3$) as z increases. Indeed, Fig. 1(b) shows that for “large” constant values of u , the increase in ξ as z increases is strong enough to overcome the weakening of the amplitude of ξ for higher z .

Fig. 1(c) shows that neither one nor the other of these limits in u is sufficient to cover the domain in $z - u$ space which is relevant for the total value of the double integral. The maximum values of u necessary to cover 90% of the numerator in Eq. 2 are less than about 0.05% of a redshift “unit”, but this is still large enough that the dominance of radial separation over perpendicular separation causes ξ to increase as z increases at a fixed u , at least for $\theta = 4''$.

The smallness of the value of u required to account for even 50% of the numerator of Eq. 2 is the key element required to interpret observational estimates of $w(\theta, m)$. In Fig. 1(d), the u range covered in the $z - u$ plane plots is shown in units of (comoving) h^{-1} kpc. Nearly all of the 90% contour is for galaxies separated by less than $1h^{-1}$ Mpc; much of the integral comes from separations less than $100h^{-1}$ kpc. This is the scale on which galaxy interactions and the relationship between galaxy haloes dominated by dark matter and the visible galaxies containing stars are likely to be complicated.

Other points to be noted in Fig. 1(c) are:

(1) Sawicki et al.’s (1997) redshift distribution includes many galaxies in the lowest redshift bins. Whether this is due to a genuinely steep faint end of the galaxy luminosity function or to the use of photometric rather than spectroscopic redshifts, it is not of cosmological interest to include spatial correlations of local dwarf galaxies within a few hundred kiloparsecs of the observer in estimates of $w(z_{\text{med}}) \gtrsim 1$. It is therefore of importance to observe that the percentile contours concentrate towards lower and lower z for higher values of the integrand (lower percentiles). The combination of rapidly decreasing separations, increasing values of $\xi(r, z)$ and slowness of $N_z(z, m)$ to decrease imply that a significant fraction of the signal in $w(\theta, m)$ could be due to very local galaxies.

For calculations presented below, a (conservative) lower limit is therefore set such that redshifts for which the perpendicular separation $r(z, 0)$ is less than $10h^{-1}$ kpc are excluded from the domain of integration.

(2) Sawicki et al.’s (1997) N_z peak at $z \approx 2.3$ contributes significantly between the 70% and 90% contours, i.e., roughly 10% of the numerator in Eq. 2 is due to this peak. Given the uncertainties in Villumsen et al.’s (1996) estimate of the HDF angular correlation function (essentially Poisson due to the small numbers of objects), this is not likely to be important for interpretation of the HDF data. However, for the brighter and more precise angular correlation function estimates (e.g., Brainerd et al. 1995) this could be more important—analytical single-peaked redshift distributions may not be precise enough.

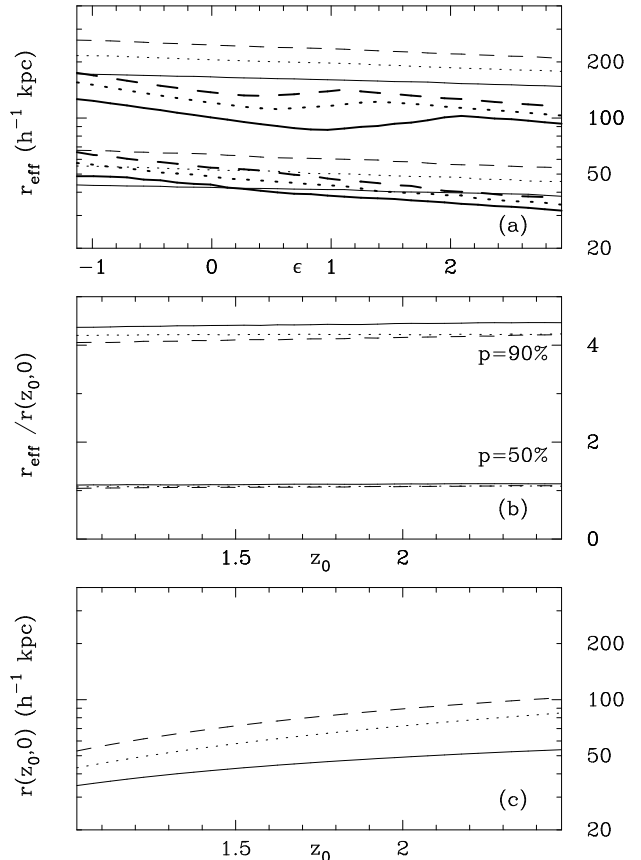


Fig. 2.— (a) (top panel) Dependence of r_{eff}^p [the median (comoving) radius which contributes a fraction p of the double integral determining $w(\theta, m)$] on the growth rate ϵ of the spatial correlation function. The upper (lower) six curves are for $p = 90\%$; ($p = 50\%$). Curves are thick for Sawicki et al.’s (1997) HDF $I_{AB,8140} < 27$ photometric redshift distribution and thin for the analytical distribution of Eq. 3 with $z_0 = 1.20$ (having the same z_{med} as Sawicki et al.’s redshift distribution). Different cosmological models are shown [in (a)-(c)] by solid ($\Omega_0 = 1, \lambda_0 = 0$), dotted ($\Omega_0 = 0.1, \lambda_0 = 0$) and dashed ($\Omega_0 = 0.1, \lambda_0 = 0.9$) curves. (b) (middle panel) Dependence of r_{eff}^p on z_0 , adopting Eq. 3 (for which $z_0 \approx 0.95 z_{\text{med}}$), shown divided by minimum perpendicular distance at a given redshift $r_{\perp} \equiv r(z_0, 0)$. Upper (lower) three curves are for $p = 90\%$; ($p = 50\%$). (c) (bottom panel) Dependence of $r_{\perp} \equiv r(z_0, 0)$ on z_0 (equivalent to the angular diameter-redshift relation). Parameter values held constant in all curves are $\theta = 4''$, $r_0 = 5.5h^{-1}$ Mpc and $\gamma = 1.8$.

3. THE EFFECTIVE SEPARATION r_{eff}^p

Of course, the values of the separation scales which contribute most of the value of $w(\theta, m)$ discussed above are for a particular choice of the parameters chosen in Eq. 1 (or on the validity of this equation at such scales), the redshift distribution, θ and the cosmological model. In order to discuss dependence of the separation scales on Eq. 1, on the z_{med} and the shape of the redshift distribution, on θ and on cosmological parameters, it is useful to define the *effective separation*, r_{eff}^p , to be the median value of $r(z, u)$ over the domain in $z - u$ space inside a contour of constant $N_z^2(z, m)\xi[r(z, u), z]$ which contributes a fraction p of the value of $w(\theta, m)$ (where the denominator in Eq. 2 is held fixed).

3.1. Dependence on the Spatial Correlation Function

Lowering the value of r_0 (which is considered by, e.g., Bernstein et al. 1994; Brainerd et al. 1995, to denote a possible transition in galaxy “populations”) factors out of Eq. 2 as a constant; it reduces the value of w but does not affect the question of which separations are relevant to the integral. Reducing the value of γ (for fixed $\epsilon - \gamma$ in order not to affect the redshift evolution of ξ) would increase the values of r_{eff}^p slightly. In estimates of w for faint galaxies, it is usually assumed that $\gamma - 1 = 0.8$ in order to correct for the integral constraint, so this is the value of interest here (e.g., Hudon & Lilly 1996; though note Campos et al. 1995; Infante & Pritchet 1995).

Of more interest is the value of ϵ , which as mentioned above has either theoretically or observationally motivated values lying in the range from -1.2 to nearly 3.

Fig. 2(a) shows that in spite of the wide range in values of ϵ , the dependence of r_{eff}^p on ϵ is weak. Even for a cosmological constant dominated flat cosmological model and $\epsilon = 3$, r_{eff}^p for Sawicki et al.’s (1997) redshift distribution is no more than a factor of two lower than that for the analytical distribution.

Although weak, there is an average trend to lower values for higher ϵ . Higher ϵ means a more rapid decrease in spatial correlation amplitude with z , so that the correlations at lower z contribute relatively more to the integral. The lower the value of z , the lower the (comoving) perpendicular separations $r(z, 0)$, for any cosmological model. Hence, the slight decrease in r_{eff}^p .

In other words, *independently of the growth rate of the spatial correlation function*, angular correlations in deep surveys of faint galaxies only probe length scales characteristic of galactic haloes.

The stronger decrease in r_{eff}^p for the observational (photometric) redshift distribution than for the analytical distribution of the same z_{med} can be attributed to its complex shape. Once ϵ has increased enough that the $z \approx 2.2$ peak no longer contributes much, the effective z_{med} of the observational distri-

bution will be lower than that of the analytical distribution; thus, the lower r_{eff}^p values.

The trend to lower r_{eff}^p is not monotonic for the observational redshift distribution. This is attributable to an increase in the relative importance of u separations to perpendicular separations when $N_z^2(z, m)(1+z)^{-(3+\epsilon-\gamma)}$ becomes flatter. A “complex” enough redshift distribution could possibly increase the importance of this reversed dependence of r_{eff}^p on ϵ , as indeed is seen below.

3.2. Dependence on the Redshift Distribution

The effective separation r_{eff}^p depends on a redshift distribution primarily via the typical redshifts in the sample, or more quantitatively, on the median redshift, z_{med} , of N_z . This dependence is analysed here by use of the simple analytical distribution

$$z^2 \exp[-(z/z_0)^\beta], \quad (3)$$

where $\beta = 2.5$ (as in Efstathiou et al. 1991; Villumsen et al. 1996). For this distribution, z_{med} dependence translates directly into dependence on z_0 , since $z_{\text{med}} \approx 0.95z_0$.

A very useful property of this dependence is shown in Fig. 2(b): nearly all of this z_0 dependence is in the (equivalent of the) angular diameter-redshift relation, shown as the dependence of the perpendicular separation $r_\perp(z) \equiv r(z, u = 0)$ on z in Fig. 2(c).

Both $r_{\text{eff}}^{50\%}$ and $r_{\text{eff}}^{90\%}$ are nearly constant over a wide range in z_0 . Moreover, $r_{\text{eff}}^{50\%}$ is only about 5% – 15% greater than $r_\perp(z_0)$, i.e., about 10% – 20% greater than $r_\perp(z_{\text{med}})$. Relative to the precision of present cosmological measurements, it can be said that $r_\perp(z_{\text{med}})$ is a very good estimator for $r_{\text{eff}}^{50\%}$ for such analytical distributions. In addition, since $r_{\text{eff}}^{50\%}$ is insensitive to ϵ and since the ϵ dependence of both the observational (photometric) and analytical N_z curves are similar (Fig. 2), the quality of $r_\perp(z_{\text{med}})$ as an estimator for $r_{\text{eff}}^{50\%}$ is little dependent on the value of ϵ and the precise shape of N_z , avoiding the need for explicit integration of Limber’s Equation (Eq. 2).

The 90% percentile median separation $r_{\text{eff}}^{90\%}$ is about 4 – 4.5 times $r_\perp(z_0)$, depending on z_0 and cosmological model to no more than about 10%. Again, the relative robustness of r_{eff}^p to ϵ implies that a constant value of $r_{\text{eff}}^{90\%}$ in this range can be used for practical purposes without integration of Limber’s Equation being required.

The dependence of r_{eff}^p on the shape of N_z is not totally negligible. This can be seen to some extent in Fig. 2(a), which shows that for the same z_{med} , the values of r_{eff}^p can differ by up to about a factor of two.

To confirm this more explicitly, various published photometric redshift distributions estimated for the HDF have been adopted in place of that of Sawicki et al. (1997) and the resulting dependence of r_{eff}^p on ϵ for these N_z estimates are presented in Fig. 3. The N_z estimates adopted are shown in Fig. 4.

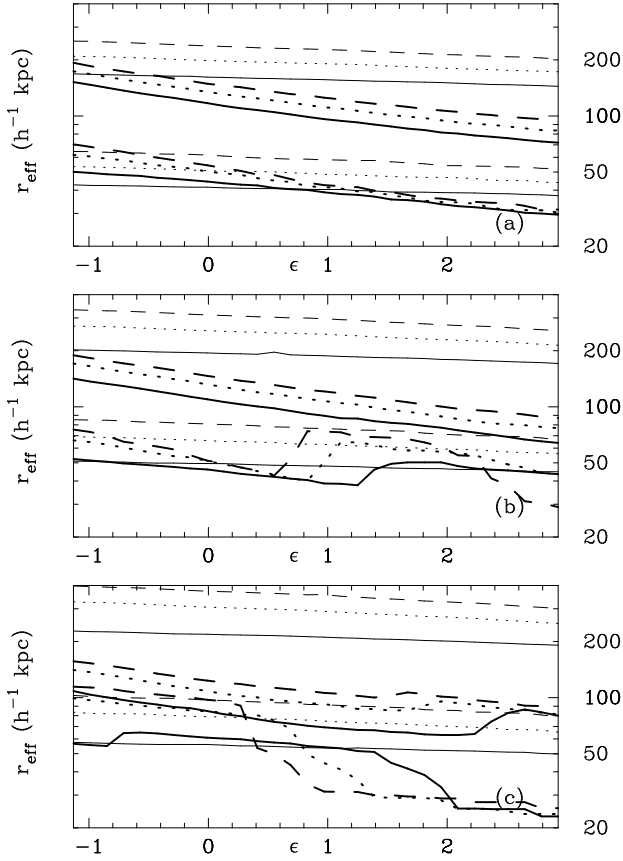


Fig. 3.— The dependence of r_{eff}^p on the shape of N_z is shown by reproducing Fig. 2(a), but replacing the N_z estimate of Sawicki et al. (1997) by those of (a) Lanzetta et al. (1996), (b) Mobasher et al. (1996, Fig.2) and (c) Gwyn & Hartwick (1996), and using analytical distributions with appropriate z_0 values (a) $z_0 = 1.15$, (b) $z_0 = 1.6$ and (c) $z_0 = 2.0$. Axes and line styles are as for Fig. 2(a).

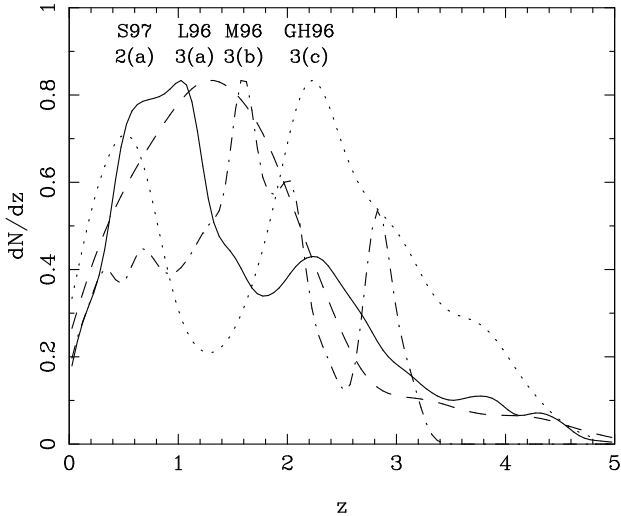


Fig. 4.— The shapes of the photometric redshift distributions N_z estimated by Sawicki et al. (1997), Lanzetta et al. (1996), Mobasher et al. (1996) and Gwyn & Hartwick (1996) for the HDF are shown here against redshift, normalised for purposes of comparison. The dependence of r_{eff}^p on the different shapes is shown in Figs 2(a), 3(a), 3(b), 3(c) as indicated.

The results are similar to those for Sawicki et al.'s (1997) N_z , though the maximum difference between photometric and analytical distributions increases from about a factor of two to a factor of three to four for $r_{\text{eff}}^{90\%}$ in the case of high ϵ values. The bimodality of Gwyn & Hartwick's (1996) N_z and the high resolution of Mobasher et al.'s (1996) N_z make this hardly very surprising.

The large differences between the photometric and analytical distributions for Gwyn & Hartwick's (1996) N_z are mainly due to the low z peak. Obviously there is uncertainty in the correctness of photometric redshifts, but if N_z (HDF) really was as bimodal as Gwyn & Hartwick (1996) estimated with a strong low z peak, then not only would many galaxy pairs which contribute to w_0 be closer to one another than would be expected from an analytical unimodal distribution, but a large part of the w_0 signal would be from non-cosmological distances, at which $r_{\perp} \sim 10h^{-1}$ kpc. In this case, the meaning of a w_0 estimate would have to be analysed in considerable detail, or else redshift separation would have to be used to estimate $w(r_p)$ (Davis & Peebles 1983) rather than w_0 in order to extract quantities with simple physical meaning.

In summary, the earlier photometric redshift distributions to that deduced by Sawicki et al. (1997) imply similar values of r_{eff}^p to those of Sawicki et al. to within much less than an order of magnitude.

It should also be noted that changing the limiting magnitude of the survey or changing the value of β is equivalent to a change in z_{med} and/or in the shape of N_z .

3.3. Dependence on Other Parameters

Since $r(z, u)$ is dominated by the perpendicular separation $r(z, u = 0) = \theta d_{\text{prop}}(z)$ (for $\theta \ll 1$ rad), r_{eff}^p is nearly proportional to θ . Indeed, although the line-of-sight galaxy separation for a given z is not directly proportional to θ [i.e., $r(z, u, \theta_2)/r(z, u, \theta_1) \neq \theta_2/\theta_1$ if $u \neq 0$], the required domain in u to obtain a fraction p of the integral of $w(\theta, m)$ expands sufficiently (but remains small enough) that the value of r_{eff}^p remains proportional to θ to the precision of the calculation (for $p = 50\%$ and $p = 90\%$).

Values of $r_{\text{eff}}^{50\%}$ and $r_{\text{eff}}^{90\%}$ for the nominal angle of Villumsen et al.'s (1996) w determination [$w(\theta, m)$ is normally interpolated or extrapolated to the same angle for a large number of different surveys in order to compare the relative amplitudes of the surveys], i.e., $\theta = 1''$, imply r_{eff}^p values four times lower than those displayed in Fig. 2, i.e., $r_{\text{eff}}^{50\%} \sim 10h^{-1}$ kpc and $r_{\text{eff}}^{90\%} \sim 40h^{-1}$ kpc. While such a nominal angle is primarily meant for comparison of amplitudes of w , the physical meaningfulness or otherwise should obviously be kept in mind when examining such figures!

Brighter faint galaxy surveys having most of their signal at, say, $40''$, would have their r_{eff}^p values multiplied by ten, i.e., $r_{\text{eff}}^{50\%} \sim 500h^{-1}$ kpc and $r_{\text{eff}}^{90\%} \sim 1500h^{-1}$ kpc.

The effects of cosmological parameters on r_{eff}^p are shown in panels (a) and (c) of Fig. 2: since dd_{prop}/dz is successively larger for hyperbolic and cosmological constant dominated, flat cosmologies, the values of $r(z_0, 0)$ and consequently r_{eff}^p increase respectively. The increase in $r(z_0, 0)$ is in fact faster than that of r_{eff}^p , so that Fig. 2(b) shows a slight reversal in this dependence for the ratio $r_{\text{eff}}^p/r(z_0, 0)$, though the main effect is in $r(z_0, 0)$.

4. DISCUSSION

The results above can be summarised as order of magnitude estimates:

$$r_{\text{eff}}^p = (1 + \Delta_p) r_{\perp}[z_{\text{med}}(N_z)] \quad (4)$$

where

$$\begin{aligned} r_{\perp}[z_{\text{med}}(N_z)] &\equiv r[z = z_{\text{med}}(N_z), u = 0, \Omega_0 = 1, \\ &\quad \lambda_0 = 0] \\ &= \theta d_{\text{prop}}[z_{\text{med}}(N_z), \Omega_0 = 1, \lambda_0 = 0] \\ &= \frac{2c}{H_0} \theta \left(1 - \frac{1}{\sqrt{1 + z_{\text{med}}(N_z)}} \right) \end{aligned} \quad (5)$$

and

$$\begin{aligned} 1 &\lesssim \Delta_{50} \lesssim 2 \\ 2 &\lesssim \Delta_{90} \lesssim 7 \end{aligned} \quad (6)$$

for $\gamma = -1.8$, $-1.2 < \epsilon < 3$, $0.1 < \Omega_0 < 1.0$, $0.0 < \lambda_0 < 1 - \Omega_0$, $1 < z_{\text{med}}(N_z) < 2.5$ and for N_z shapes as ‘‘smooth’’ as in Eq. 3 or no ‘‘rougher’’ than that of Sawicki et al.’s (1997) redshift distribution.

These relations enable r_{eff}^p to be estimated for observational angular correlation function measurements. Many of the brighter ($B \lesssim 24$, $V \lesssim 25$ or $R \lesssim 26$) faint galaxy angular correlation measurements (Neuschaefer et al. 1991; Pritchett & Infante 1992; Couch et al. 1993; Infante & Pritchett 1995) show significant power law correlations on scales ranging from $\sim 10''$ to $\sim 10'$. Adopting $z_{\text{med}} \approx 0.5$ as a typical value for the above surveys, which should give r_{\perp} to be correct within better than an order of magnitude, Eqs 4-6 (which remain valid under extrapolation to $z_{\text{med}} = 0.5$) imply that $50h^{-1}$ kpc $\lesssim r_{\text{eff}}^{50\%} \lesssim 3h^{-1}$ Mpc and $200h^{-1}$ kpc $\lesssim r_{\text{eff}}^{90\%} \lesssim 12h^{-1}$ Mpc for these angular ranges. Spatial correlations are well established at most of these spatial separations, so interpretation in terms of Eq. 1 is likely to be a good first approximation.

Possibly of interest in these cases is the higher end of the length scales. Loveday et al. (1992) only consider their power law fit to $\xi(r)$ to be good to about $20h^{-1}$ kpc. The surveys covering the largest solid angles may well be affected by—or be used to estimate—spatial correlations at separations difficult to measure by local surveys such as the Stromlo-APM survey of Loveday et al. Indeed, Infante & Pritchett (1995) discuss the degree to which their data is affected by the

large scale behaviour of $\xi(r)$. Their angular correlation functions extend to about 0.4° . The analysis here implies that at 0.4° , $r_{\text{eff}}^{90\%} \sim 30h^{-1}$ Mpc, so careful analysis of this data might be able to produce estimates of the perturbation power spectrum on scales comparable to that in the Stromlo-APM survey.

The brighter angular correlation measurements on smaller fields (e.g., Efstathiou et al. 1991; Roukema & Peterson 1994; Brainerd et al. 1995) cover smaller angular ranges, from $\sim 10''$ to $\sim 1'$, so again adopting $z_{\text{med}} \approx 0.5$ implies that $50h^{-1}$ kpc $\lesssim r_{\text{eff}}^{50\%} < r_{\text{eff}}^{90\%} \lesssim 1.2h^{-1}$ Mpc for these observations. This is again within typical estimates of power law behaviour for $\xi(r)$, e.g., Davis & Peebles (1983) and Loveday et al. (1992), though $50h^{-1}$ kpc is already smaller than typical estimates of the radii of the haloes of L^* (bright) galaxies.

Raising the estimate of z_{med} from 0.5 to $z_{\text{med}} = 1.2$ (the value for Sawicki et al.’s HDF analysis) would double each of these separation sizes. Alternatively, conversion to proper units, which are relevant if considering galaxy haloes at $z \approx 1$ to be collapsed and dynamically stable objects, requires division by $(1 + z) \approx 2$, i.e., halving the separation estimates.

This brings us back to the worry raised above—that spatial correlations are being measured for galaxies which are closer together than the radii of their parent haloes! However, since a large part of the signal in the cases just-mentioned comes from larger separations, this should not affect the observational validity of using Eq. 1 as a first order estimator.

The reliance upon small separations becomes a stronger concern for the angular correlation function of the HDF galaxies (and for possible future estimates of $w(\theta, m)$ using the HST, the Next Generation Space Telescope, or if adaptive optics can be used for faint fields using ground-based telescopes).

The $I_{AB} < 27$ limit of Sawicki et al.’s (1996) analysis of the HDF galaxies corresponds to $I \lesssim 26.5$ (in the standard Vega-based system), and the range of the galaxies’ colours (e.g., Metcalfe et al. 1996) is approximately $0 \lesssim R - I \lesssim 2$. Hence, the redshifts appropriate for Villumsen et al.’s (1996) R -band magnitude ranges $R < 26.5$ to $R < 28.5$ used in estimating $w(\theta, m)$ should be similar to those in Sawicki et al.’s analysis, though the bluest galaxies not present in Sawicki et al.’s (1997) analysis could be expected to be at somewhat lower redshifts. If we consider the range of significant signal in Villumsen et al.’s (1996) estimate to be from $2.5''$ to $10''$, this then implies for $z_{\text{med}} \approx 1.2$ that $25h^{-1}$ kpc $\lesssim r_{\text{eff}}^{50\%} < r_{\text{eff}}^{90\%} \lesssim 400h^{-1}$ kpc for these observations.

In this case, almost none of the signal comes from separations for which Loveday et al. (1992) found significant correlations fit by a power law, and the similarity to halo sizes is significant. Possibly one of the neatest measurements of halo extent is by Lyman- α and metal line absorption systems in front of quasars. For instance, Bergeron & Boissé (1991), Bechtold et al. (1994), Lanzetta et al. (1995), Fang et al. (1996)

and Le Brun et al. (1996) estimate gaseous halo radii for both sorts of systems of around $50 - 200h^{-1}$ kpc. This range matches very closely the range in r_{eff}^p just mentioned.

[However, it should be noted that (1) the Lyman- α systems may not be associated with galaxies (e.g., Le Brun et al. 1996) and (2) there is marginal rotation curve evidence that the halo of the Galaxy is no more than 15 kpc in radius (Honma & Sofue 1996, but see Binney & Dehnen 1997), implying a mass for the Galaxy about an order of magnitude smaller than most estimates.]

Is the value of z_{med} adopted here too low? While Sawicki et al.'s (1997) photometric redshift analysis uses template spectra which account for both internal reddening and high- z Lyman absorption, earlier analyses, e.g., Mobasher et al. (1996), suggested that z_{med} should be as high as $z_{\text{med}} = 2.1$. Even if the redshifts of the R -selected sample contributing to Villumsen et al.'s $w(\theta, m)$ estimates (or to independent estimates of, say, an I -selected sample) were as high as $z_0 \approx 2.1$, these effective separations would only increase by about 30% – 50% (depending on cosmology), according to Eqs 4-6. The spatial separations would still correspond to typical estimates of galaxy halo radii, particularly when applying the conversion from comoving to proper coordinates. Note that the values adopted for use in Eq. 3 in Villumsen et al.'s (1996) models shown in their Fig. 2 for $R < 26.5$ to $R < 28.5$ are $1.4 \lesssim z_0 \lesssim 1.8$.

This result brings to mind the suggestions, based on morphological analysis of the HST Medium Deep Survey (MDS) and the HDF (Griffiths et al. 1994; Casertano et al. 1995; Driver et al. 1995a,b; Glazebrook et al. 1995; Abraham et al. 1996; van den Bergh et al. 1996), that many of the HDF galaxies are the “building blocks” of future galaxies which later merge together. (Pascarelle et al. (1996) make a similar suggestion based on HST imaging and Multiple Mirror Telescope spectroscopic redshifts.) In this case, the HDF galaxies’ haloes should be smaller than present day galaxy haloes, and so the visible galaxies could be correlated without their haloes necessarily overlapping.

Table 1: Values of r_{eff}^p for $1''$ for redshifts $z = 2.5$ and $z = 5$ spanning redshifts likely for the HDF objects colour-selected to high redshift by Colley et al. (1996; 1997), assuming that Eqs 4-6 can be validly extrapolated to these objects. These effective separations are in units of h^{-1} kpc, comoving or proper as indicated.

p	cosm.		comoving		proper	
	Ω_0	λ_0	$z = 2.5$	$z = 5$	$z = 2.5$	$z = 5$
50%	1.0	0.0	14	17	4	3
50%	0.1	0.0	21	35	6	6
50%	0.1	0.9	26	37	7	6
90%	1.0	0.0	54	69	16	12
90%	0.1	0.0	86	141	24	24
90%	0.1	0.9	103	147	30	25

However, Davis & Peebles’s (1983) observation of correlated galaxies down to $10h^{-1}$ kpc is a local observation, it is not an observation of primordial galaxies. It is quite noisy, so perhaps is already affected by the detailed nature of the galaxy-halo relationship. In either case, the angular correlation function of the HDF must be affected by, and hence offer some clues to, the relationship between galaxies and haloes.

A complementary analysis to that presented here is that of Colley et al. (1996; 1997). Colley et al. (1996) measured a very strong angular correlation for “galaxies” selected by colour to be at high redshifts ($z \gtrsim 2$) and point out that the detected objects may in fact be star-forming regions within “normal” galaxies, dimmed only by $(1+z)^2$ in surface brightness rather than $(1+z)^4$ since they are (nearly) unresolved by the HST. In Colley et al. (1997), apart from a dynamical discussion of different scenarios, the authors add a nearest-neighbour analysis which strengthens their argument that there is an excess of close objects separated by less than about $1''$.

The result of the effective separation calculations presented here only strengthens Colley et al.’s model. As they point out in their conclusions (Colley et al. 1997), two galaxies at identical redshifts separated by $1''$ at the redshift range of their sample are separated by roughly 6 kpc in proper units. Since $r_{\text{eff}}^p \sim r_{\perp}$, if the objects were indeed individual galaxies, and if a much larger field were measured in order to reliably measure $w(\theta, m)$ at these small angles and faint magnitudes, then about 50% of the spatial correlation signal would be from galaxies separated by less than about $6h^{-1}$ kpc, and 90% of the signal for galaxies closer to one another than about $24h^{-1}$ kpc. These values, in both comoving and proper coordinates in order to facilitate deductions from both cosmological and galaxy formation points of view, are presented in Table 1.

Returning to the full sample of the HDF galaxies, for which $25h^{-1}$ kpc $\lesssim r_{\text{eff}}^{50\%} < r_{\text{eff}}^{90\%} \lesssim 400h^{-1}$ kpc, are there any justified alternatives to the extension of Eq. 1 to these separations, either observationally or theoretically?

A comparison of the theoretical evolution of the spatial correlation function to Villumsen et al.’s (1996) HDF estimates is given by Matarrese et al. (1996), for an $\Omega_0 = 1, \lambda_0 = 0$ CDM universe where the full linear and non-linear evolution is given by a formula fit to gravity-only N-body simulations (Hamilton et al. 1991; Jain et al. 1995). Matarrese et al.’s (1996) Fig. 5 (for no bias factor) is approximately consistent with the HDF correlations, whilst Villumsen et al. (1996) found that a spatial correlation growth rate of $\epsilon = 0.8$ in Eq. 1 was not sufficient to provide low enough correlations unless the value of r_0 is decreased, i.e., that a transition in populations is hypothesised. Differences at the sub-Mpc level could explain this better fit. However, the CDM simulations used for Jain et al.’s formula have only 1 particle/ $(350h^{-1}$ kpc) 3 and a force resolution of $32 h^{-1}$ kpc, so may not be valid at these scales. Ad-

ditionally, of course, they cannot address the question of how to relate stellar galaxies to dark matter dominated haloes—unless this is governed by gravity alone, which seems unlikely.

An empirical, but theoretically motivated, alternative would be Peacock’s (1996) analysis based on a two-power law fit to galaxy correlations of the APM (Maddox et al. 1990a; 1990b) and IRAS (Saunders et al. 1992) surveys. However, Peacock finds that this fit implies that for an $\Omega_0 = 1, \lambda_0 = 0$ universe, an extra correlation at scales of $r \lesssim 2\pi h^{-1}$ Mpc is needed to fit the CFRS (CFRS-VIII 1996) data, unless a scale-dependent bias factor is used in combination with a constant bias factor. Matarrese et al.’s (1996) use of Jain et al.’s (1995) N-body motivated $\xi(r, z)$ description better fits the CFRS data (for no bias), so would maybe more appropriate for an extension of the present work.

An alternative empirical improvement to Eq. 1 could be to use the w estimates of Infante et al. (1996) on very small scales (down to $\approx 1''$) in a survey covering a very large solid angle (2.3 sq.deg.), hence, having enough precision to make such estimates. Infante et al. (1996) find that at the smallest separations, $2'' \lesssim \theta \lesssim 6''$, there is a correlation signal about a factor of three higher than that of a $\gamma = 1.8$ power law extrapolated from larger angles. To the extent that the above r_{eff}^p calculations can be extrapolated to this “highly non-linear” case, the value $r_{\perp} = 24h^{-1}$ kpc (as defined in Eq. 5) implies that half of this signal comes from three-dimensional galaxy pair separations of about this size, and 40% more comes from separations up to about $100 - 200h^{-1}$ kpc. (Note that Infante et al. adopt proper units. The conversion follows from using $z_{\text{med}} = 0.35$.) The values of $\xi(r, z)$ for $r \lesssim 20h^{-1}$ kpc, without contamination from “normal” correlations at larger angles, could therefore be even higher than might be expected from simple inspection of Infante et al.’s (1996) figures.

5. CONCLUSIONS

In order to see what length scales and redshifts correspond to the spatial correlations $\xi(r, z)$ represented in recent measurements of the faint galaxy angular correlation function $w(\theta, m)$, Limber’s Equation (Eq. 2) has been examined over a range of likely possibilities for ξ and $N_z(z, m)$. The separation into $N_z(z, m)$ and $\xi[r(z, u), z]$ and the contours in the $z - u$ plane which contribute to the integral have been shown, revealing that observational w measurements combine spatial correlations from a wide range in mean redshift.

A simple definition of an effective separation r_{eff}^p to quantify the relevant length scales for w has been defined as the median (comoving) separation within the contour of constant $(\partial N / \partial z)^2 \xi[r(z, u), z]$ contributing a fraction p of the numerator of Eq. 2. This is similar in order of magnitude to the perpendicular distance $r_{\perp} \equiv d_{\text{prop}} \theta$ at the characteristic redshift, z_0 , of simple analytical redshift distributions (Eq. 3), and hence

to the median redshifts of such distributions.

More precisely, for the parameter space covered, $r_{\text{eff}}^{50\%}$ is about 5% – 15% greater than $r_{\perp}(z_0)$, i.e., about 10% – 20% greater than $r_{\perp}(z_{\text{med}})$ (for $\beta = 2.5$ in Eq. 3); while $r_{\text{eff}}^{90\%}$ is about 4 – 4.5 times $r_{\perp}(z_0)$.

For a more realistic redshift distribution, e.g., the photometric redshift distribution of Sawicki et al. (1997), r_{eff}^p may be different by up to about a factor of two to the r_{eff}^p values for the analytical redshift distributions if $-1.2 < \epsilon < 3$.

In summary, values of r_{eff}^p for typical median redshifts of most faint galaxy angular correlation measurements indicate that the use of Eq. 1 does not imply an extrapolation (in galaxy pair separation) much below or above observational spatial correlation measurements. (The validity of redshift dependence scaling by $(1+z)^{-(3+\epsilon-\gamma)}$ is not tested, however.)

The scales on which HDF galaxies are correlated (as measured by Villumsen et al. 1996) imply comoving separations of $25h^{-1}$ kpc $\lesssim r_{\text{eff}}^{50\%} < r_{\text{eff}}^{90\%} \lesssim 400h^{-1}$ kpc. That is, for typical redshifts over $z \gtrsim 1$, a substantial fraction of the angular correlation signal is generated by galaxies spatially separated, in proper units, by around $10 - 100h^{-1}$ kpc. While spatial correlations of galaxies at these separations have been observed for local galaxies (Davis & Peebles 1983), this is a scale at which halo and/or galaxy existence, let alone interactions, might strongly modify the spatial correlation function.

We wish to dedicate this paper to the memory of the late Prof. Roger Tayler, whose support for this collaboration was well appreciated. We thank Alain Blanchard for useful discussion on this topic and B. Mobasher for providing tables in electronic format. BFR acknowledges a Centre of Excellence Visiting Fellowship (National Astronomical Observatory of Japan, Mitaka), support from PPARC and from Starlink computing resources.

REFERENCES

- Abraham, R.G., Tanvir, N.R., Santiago, B.X., Ellis, R.S., Glazebrook, K. & van den Bergh, S., 1996, MNRAS, 279, L47
- Bechtold, J., Crotts, A.P.S., Duncan, R.C. & Fang, Y.-H., 1994, ApJ, 437, 83L
- Bergeron, J. & Boissé, P., 1991, A&A, 243, 344
- Bernstein, G.M., Tyson, J.A., Brown, W.R. & Jarvis, J.F., 1994, ApJ, 426, 516
- Binney, J. & Dehnen, W., 1997, MNRAS, 287, L5
- Brainerd, T.G., Smail, I. & Mould, J., 1995, MNRAS, 275, 781
- Campos, A., Yepes, G., Carlson, M., Klypin, A.A., Moles, M. & Joergensen, H., 1995, Clustering in the Universe (XXX Rencontres de Moriond), ed. S. Maurogodato et al., Gif-sur-Yvette: Editions Frontières, 403

- Casertano, S., Ratnatunga, K.U., Griffiths, R.E., Im, M., Neuschaefer, L.W., Ostrander, E.J. & Windhorst, R.A., 1995, *ApJ*, 453, 599
- Cole, S., Ellis, R., Broadhurst, T. & Colless, M., 1994, *MNRAS*, 267, 541
- Colley, W.N., Rhoads, J.E., Ostriker, J.P. & Spergel, D.N., 1996, *ApJ*, 473, L63 (astro-ph/9603020)
- Colley, W.N., Gnedin, O.Y., Ostriker, J.P. & Rhoads, J.E., 1997, astro-ph/9702030
- Couch, W.J., Jurcevic, J.S. & Boyle B.J., 1993, *MNRAS*, 260, 241
- Davis, M. & Peebles, P.J.E., 1983, *ApJ*, 267, 465
- Driver, S.P., Windhorst, R.A. & Griffiths, R.E., 1995a, *ApJ*, 453, 48
- Driver, S.P., Windhorst, R.A., Ostrander, E.J., Keel, W.C., Griffiths, R.E. & Ratnatunga, K.U., 1995b, *ApJ*, 449, L23
- Efstathiou, G., Bernstein, G., Katz, N., Tyson, J. A. & Guhathakurta, P., 1991, *ApJ*, 380, L47
- Fang, Y.-H., Duncan, R.C., Crofts, A.P.S. & Bechtold, J., 1996, *ApJ*, 462, 77
- Glazebrook, K., Ellis, R., Santiago, B. & Griffiths, R., 1995b, *MNRAS*, 275, L19
- Griffiths, R. E., Casertano, S., Ratnatunga, K. U., et al., 1994, *ApJ*, 435, 19
- Groth, E.J. & Peebles, P.J.E., 1977, *ApJ*, 217, 385
- Gwyn, S.D.J. & Hartwick, F.D.A., 1996, *ApJ*, 468, L77 (astro-ph/9603149)
- Hamilton, A.J.S., Kumar, P., Lu, E. & Matthews, A., 1991, *ApJ*, 374, L1
- Honma, M. & Sofue, Y., 1996, *PASJ*, 48, L103
- Hudon, J.D. & Lilly, S.J., 1996, *ApJ*, 469, 519
- Infante, L. & Pritchet, C. J., 1995, *ApJ*, 439, 565
- Infante, L., De Mello, D.-F. & Menanteau, F., 1996, *ApJ*, 469, L85
- Jain, B., Mo, H.J. & White, S.D.M., 1995, *MNRAS*, 276, L25
- Le Fèvre, O., Hudon, D., Lilly, S.J., Crampton, D., Hammer, F. & Tresse, L., , 1996, *ApJ*, 461, 534 (CFRS-VIII)
- Lanzetta, K.M., Bowen, D.B., Tytler, D. & Webb, J.K., 1995, *ApJ*, 442, 538
- Lanzetta, K.M., Yahil, A. & Fernández-Soto, A., 1996, *Nature*, 381, 759
- Le Brun, V., Bergeron, J. & Boissé, P., 1996, *A&A*, 306, 691
- Limber, D.N., 1953, *ApJ*, 117, 134
- Loveday, J., Maddox, S. J., Efstathiou, G. & Peterson, B. A., 1995, *ApJ*, 442, 457
- Loveday, J., Peterson, B. A., Efstathiou, G. & Maddox, S. J., 1992, *ApJ*, 390, 338
- Maddox, S.J., Efstathiou, G., Sutherland, W.J. & Loveday, J., 1990a, *MNRAS*, 242, 43p
- Maddox, S.J., Sutherland, W.J., Efstathiou, G., Loveday, J., 1990b, *MNRAS*, 243, 692
- Matarrese, S., Coles, P., Lucchin, F. & Moscardini, L., 1996, astro-ph/9608004
- Metcalf, N., Shanks, T., Campos, A., Fong, R. & Gardner, J.P., 1996, *Nature*, 383, 236
- Mobasher, B., Rowan-Robinson, M., Georgakakis, M. & Eaton, N., 1996, *MNRAS*, 282, L7
- Neuschaefer, L.W., Windhorst, R.A. & Dressler, A., 1991, *ApJ*, 382, 32
- Ogawa, T., Roukema, B.F., Yamashita, K., 1997, *ApJ*, 483, in press (astro-ph/9703158)
- Pascarelle, S.M., Windhorst, R.A., Keel, W.C. & Odewahn, S.C., 1996, *Nature*, 383, 45
- Peacock, J.A., 1996, *MNRAS*, 284, 885 (astro-ph/9608151)
- Peebles, P.J.E., 1980, *The Large-Scale Structure of the Universe* (Princeton, N.J., U.S.A.: Princeton University Press)
- Phillips, S., Fong, R., Ellis, R. S., Fall, S.M. & MacGillivray, H.T., 1978, *MNRAS*, 182, 673
- Pritchet, C. J. & Infante, L., 1992, *ApJ*, 399, L35
- Roukema, B.F. & Peterson, B.A., 1994, *A&A*, 285, 361
- Saunders, W., Rowan-Robinson, M. & Lawrence, A., 1992, *MNRAS*, 258, 134
- Sawicki, M.J., Lin, H. & Yee, H.K.C., 1997, *AJ*, 113, 1 (astro-ph/9610100)
- Shepherd, C.W., Carlberg, R.G., Yee, H.K.C. & Ellingson, E., 1996, *ApJ*, in press (astro-ph/9601014)
- Tucker, D.L., et al., 1997, *MNRAS*, 285, L5
- van den Bergh, S., Abraham, R.G., Ellis, R.S., Tanvir, N.R., Santiago, B.X. & Glazebrook, K.G., 1996, *AJ*, 112, 359
- Villumsen, J.V., Freudling, W. & da Costa, L.N., 1996, *ApJ*, in press (astro-ph/9606084)
- Warren, S.J., Iovino, A., Hewett, P.C. & Shaver, P.A., 1993, *Observational Cosmology*, (San Francisco: Astr. Soc. Pac.), p. 163.
- Williams, R.E., et al., 1996, *AJ*, 112, 1335 (astro-ph/9607174)
- Yoshii, Y., 1993, *ApJ*, 403, 552