

A Possible Effect of the Period of Galaxy Formation on the Angular Correlation Function

Tomoya Ogawa

Graduate School of Science and Technology, Chiba University, Inage-ku, Chiba 263, Japan
and

Boudewijn F. Roukema

Division of Theoretical Astrophysics, National Astronomical Observatory, Mitaka, Tokyo 181, Japan
and

Kazuyuki Yamashita

Information Processing Center, Chiba University, Inage-ku, Chiba 263, Japan

Version: le 21 mai 2018

ABSTRACT

During the epoch of galaxy formation, the formation of the first galaxies in regions of high overdensity may lead to an initial amplitude of the spatial correlation function of galaxies, ξ_0 , much higher than that expected in linear perturbation theory. This initially high “bias” would consequently decrease to the near-unity values expected from local observations. Such a “Decreasing Correlation Period” (DCP), detected in N-body simulations under certain conditions by several authors, is parametrised in a simple way, ending at a “transition” redshift z_t .

Consequences on w_0 , the amplitude of the angular correlation function of faint galaxies (for a fixed apparent magnitude range), have been estimated. The sensitivity of w_0 to z_t , and how this is affected by the redshift distribution of the galaxies in the sample, by low redshift spatial correlation function behaviour, by cosmology, and by the rate at which ξ_0 decreases during the DCP, are shown and discussed. This simple model is intended as a first exploration of the effects of the DCP for a likely range of parameter space.

Comparison with the Hubble Deep Field (HDF) estimate of w_0 (Villumsen et al. 1996) indicates that the DCP is compatible with observation for values of z_t in the theoretically expected range $z_t \gtrsim 1$. However, tighter observational constraints on the HDF redshift distribution and on low redshift correlation function growth will be needed either to detect the DCP unambiguously or to constrain z_t to redshifts greater than those of galaxies in existing surveys.

Subject headings: cosmology: theory—galaxies: formation—galaxies: clusters: general—cosmology: observations

1. INTRODUCTION

Present-day galaxies—or their underlying dark matter haloes—are usually considered to be discrete objects, since their densities are “non-linear” (much greater than the average matter density). Effective discreteness, due to non-linearity, may play a role on larger length scales. During the period of galaxy formation, many small length-scale perturbations superimposed on high amplitude large length-scale perturbations should have their overdensities boosted into the non-linear regime, whilst small scale perturbations in other regions remain linear. Such (temporary) restriction of halo (or galaxy) formation to discrete regions may overwhelm the spatial correlation function, ξ , expected from linear fluctuation theory, so that the evolution of ξ for haloes (or galaxies) during this period may be very different to the linear expectation. High power on large length scales can thus lead to an effective discreteness which causes a temporary period of “biased” galaxy formation. Other regionally-dependent galaxy formation criteria (e.g., a gas cooling condition) could similarly cause “biased” galaxy formation.

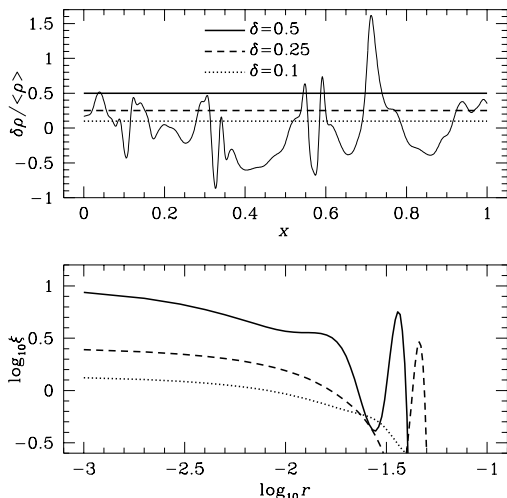


Fig. 1.— Semi-schematic demonstration of how ξ_0 may decrease during the galaxy formation epoch (as time increases). The upper panel shows a fluctuation profile of gas density $\rho / \langle\rho\rangle$ in a one-dimensional “core sample” through KY’s simulation (at $z = 9$), with “galaxies” approaching non-linear collapse occurring in the regions above $\delta \equiv \delta\rho / \langle\rho\rangle = 0.5$ (solid line). Dashed and dotted lines are for lower density (“linear”) regions. The lower panel shows one-dimensional $\log_{10}\xi$ for “collapsed” galaxies (solid line) and “future” galaxies (dashed, dotted lines) against separation. The length unit is $20h^{-1}$ Mpc (comoving). This figure is intended as illustration, not for precise quantitative estimates.

If the period of such conditional galaxy formation continues to observable epochs, then existing observations may reveal such an effect. The purpose of this article is to alert the reader to the degree to which this effect could be important in the interpretation of observations of the normalisation of the faint galaxy

angular correlation function, $w_0 \equiv w(\theta, m)$, where θ and m are a fixed angle and apparent magnitude respectively. A more detailed motivation is given in §2, a simple model for comparison to observation is presented in §3 and results are shown in §4. The relevance of the results is discussed in §5 and §6 concludes.

2. THE DECREASING CORRELATION PERIOD

If the slope, n , of the initial perturbation spectrum on galaxy scales is similar to that in the CDM model ($n \approx -2$), then there is relatively more “power” on large (length) scales than on small scales. Hence, the first collapsed objects—haloes—should appear within isolated “clusters” in the high density large length-scale perturbations (cf. Fig. 1). The lack of haloes between these “clusters” lowers the mean halo number density. Since the normalisation, $\xi_0 \equiv \xi(r_0, z)$ (see Eqn 1), of ξ for haloes (or galaxies) depends on the mean halo (or galaxy) number density, the objects in the “clusters” yield high values of ξ_0 , i.e., a very high initial bias, $b \equiv \xi_{\text{halo}} / \xi_{\text{matter}}$. As objects in other regions successively reach the turnaround density ($\delta(\rho) / \rho \approx 5.6$, Kihara 1968; Peebles 1980, Eqn 19.50) b successively decreases to the near-unity values expected from present-day galaxy observations. (For a recent review of low z estimates of ξ and b , see Peacock 1996.)

Such a period during which ξ_0 may decrease is hereafter referred to as the DCP (Decreasing Correlation Period). A DCP—for dark matter haloes—has been found in pure gravity N-body simulations for a power law initial perturbation spectrum of $n = -2$ (Roukema 1993; Roukema et al. 1997) and for a CDM perturbation spectrum (Brainerd & Villumsen 1994). Both cases are for an $\Omega_0 = 1, \lambda_0 = 0$ cosmology. The authors find that the DCP finishes at $z \gtrsim 1$. A DCP has also been found—for galaxies—in cosmological N-body simulations including both gravity and hydrodynamics, for a CDM perturbation spectrum and $\Omega_0 = 0.2, \lambda_0 = 0$ (unpublished simulations by one of us, KY, similar to those of Yamashita 1993). The DCP finishes at similar redshifts in this case.

The DCP requires more power on large than small length scales, (unless another regionally-dependent galaxy formation condition is adopted). This is clearly seen in Roukema et al.’s analysis: the DCP was not found in the simulations with $n = 0$.

The existence of the DCP also seems sensitive to halo detection conditions. Brainerd & Villumsen (1994) found the DCP for an overdensity detection threshold of ~ 250 but not for a threshold of ~ 2000 .

Rather than making specific galaxy formation assumptions in order to get a precise quantitative prediction of the behaviour of ξ_0 during the DCP, the approach chosen is a simple parametrisation of ξ_0 during this period and an exploration of a likely region of parameter space. Sensitivity of w_0 to the “normal”

growth rate of structure with decreasing redshift, to the redshift distribution of galaxy samples, and to cosmology are examined.

3. MODELS

We model the DCP behaviour of ξ as follows. The DCP starts at z_c (high z “cutoff”) and ends at z_t (“transition” to normal ξ_0 behaviour), such that

$$\xi(r, z) = \begin{cases} \left[\frac{(1+z)}{(1+z_t)} \right]^\nu \xi(r, z_t), & z_c > z > z_t \\ (r_0/r)^\gamma (1+z)^{-(3+\epsilon-\gamma)}, & z_t \geq z > 0 \end{cases} \quad (1)$$

where r is in comoving coordinates, $r_0 = 5.5h^{-1}$ Mpc and $\gamma = 1.8$ are (respectively) the correlation length and (negative of) the slope of the local galaxy correlation function, ϵ parametrises the low redshift (“unbiased”) growth of ξ_0 (e.g., Groth & Peebles 1977) and ν parametrises the rate at which ξ_0 decreases during the DCP.

As indicated above, $z_t \gtrsim 1$ is expected, while ν could be as low as 0.3 (Roukema 1993; Roukema et al. 1997) or as high as 4.5 (KY’s simulation); hence the ranges explored here.

The angular correlation function was chosen for this article because it constitutes an observationally feasible (but indirect) way of estimating ξ_0 for $z > 1$. The link between the two functions, described by Limber’s equation (e.g., Phillips et al. 1978), involves the redshift distribution, $\frac{\partial N}{\partial z}(z, m)$ for a nominal m that implicitly depends on surface brightness limit, minimum detection diameter and seeing conditions.

We examine the extent to which the DCP could be detected in w_0 observations. While w_0 for brighter magnitudes (e.g., Efstathiou et al. 1991, Neuschaefer et al. 1991, Roukema & Peterson 1994, Brainerd et al. 1995) might include galaxies at high enough redshifts for the DCP to be important, the Hubble Deep Field (HDF, Williams et al. 1996) estimate of $w_0 \equiv w(1'', 27 \lesssim R \lesssim 29)$ for faint galaxies (Villumsen et al. 1996) is considered here, since the HDF almost certainly contains many galaxies at $z > 1$ (e.g., Gwyn & Hartwick 1996). Assumptions on cosmology, galaxy formation and galaxy evolution are required for precise derivation of “photometric” redshifts, so instead, simple analytical redshift distributions of the form

$$\partial N/\partial z \propto z^2 \exp[-(z/z_0)^\beta] \quad (2)$$

are adopted (after Efstathiou et al. 1991; Villumsen et al. 1996), with Villumsen et al.’s value for the high- z cutoff parameter, $\beta = 2.5$, and “characteristic” redshifts which bracket a realistic range: (A) $z_0 = 1.5$ and (B) $z_0 = 3$.

Theoretically motivated values of ϵ include $\epsilon = -1.2$ for clustering fixed in comoving coordinates (for $\gamma = 1.8$); $\epsilon = 0$ for clustering fixed in proper coordinates; and $\epsilon = 0.8$ for ξ_0 of linearly growing matter density perturbations in an Einstein-de Sitter (EdS) cosmology. The best direct estimates of ϵ for $z < 1$ indicate $0 < \epsilon < +2$ (CFRS-VIII 1996), so $\epsilon = 0$ and $\epsilon = 0.8$ are adopted.

Since w_0 probes both galaxy formation and cosmology, EdS, open and non-zero cosmological constant geometries, with the parameters indicated in Figure 2, are investigated.

4. RESULTS

Figures 2 and 3 show the effects of a DCP on w_0 . The following summary of the results mostly applies for $z_c = \infty$ (no z cutoff, thick curves). Note that for small z_c , the number of high z galaxies cut off by z_c is much greater for a redshift distribution with high- z_0 than for one with low- z_0 . Hence, z_c ’s effect is stronger for the former than for the latter: the difference between the $z_c = \infty$ and $z_c = 2$ (thin) curves is much bigger in the lower panels than in the upper ones.

(1) The curves are most strikingly affected by z_t . For $z_t \gg z_0$, i.e., if the DCP finishes by a redshift greater than typical redshifts in $\partial N/\partial z$, then it cannot have an effect on w_0 , so the curves are flat. As z_t drops below z_0 , the “initially high bias” starts to have an effect on w_0 , and becomes stronger as $z_0 - z_t$ increases. This simply means that for a given redshift distribution and a given ϵ , as we suppose that the DCP finishes at later epochs, the (fixed) galaxy redshifts become more representative of the DCP. Since ν is held constant, ξ_0 values increase. Hence, w_0 increases.

(2) In the absence of the DCP, or equivalently, if $z_t \gg z_0$, a higher z_0 would imply a lower w_0 (for a fixed ϵ), since ξ_0 grows with time. However, for a fixed z_t , the DCP causes w_0 to be sensitive to z_0 in a way opposite to that expected in the absence of the DCP. As z_t decreases to well below z_0 , the effect of the DCP becomes strong enough to counter the effect of normal ξ_0 growth, so that a *lower* z_0 implies a lower w_0 . In other words, ξ_0 has a minimum at $z = z_t$, so w_0 is lowest for $z_0 \approx z_t$.

The effect of z_0 on w_0 , in the presence of a DCP, could be useful for constraining z_t . The higher the value of z_0 , the more sensitive w_0 would be to z_t . Observations of w_0 for the higher z galaxies should be better than estimates based on lower z galaxies.

(3) The effects of cosmological geometry on w_0 are similar to those found by others (e.g., Yoshii et al. 1993). If the z_0 and ϵ values adopted here are accepted as realistic for the faint HDF galaxies, and if the w_0 estimate is accepted as unbiased by systematic effects (cf. Colley et al. 1996), then an EdS universe could only be consistent (at 1σ) with the observation if $z_0 \gtrsim 3$, $\epsilon \gtrsim 0.8$ and $z_t \gtrsim 2$. Larger values of z_0 or ϵ would allow lower z_t .

On the other hand, for a Λ -dominated flat geometry, the HDF w_0 would be consistent with any of the z_0 and ϵ values adopted, provided that $z_t \gtrsim 1.5$. Hence, the constraint on z_t is much weaker for such a geometry than for the EdS geometry. An open geometry gives an intermediate constraint.

(4) Increasing ϵ results in lower values of ξ_0 at low redshifts (since ξ_0 is normalised at $z = 0$), and via continuity at $z = z_t$ also gives lower ξ_0 during the

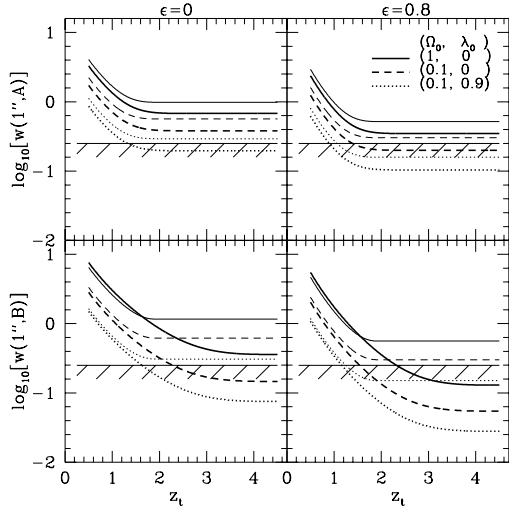


Fig. 2.— Effects of z_t (Eqn 1) on $\log_{10}(w_0)$, where $w_0 \equiv w(1'', \partial N/\partial z)$. Redshift distributions are peaked around $z_0 = 1.5$ (A) in the upper panels and $z_0 = 3$ (B) in the lower panels. Left-hand panels are for clustering stable in proper coordinates; righthand panels are for linear perturbation growth. Cosmological geometries are shown as solid ($\Omega_0 = 1, \lambda_0 = 0$), dashed ($\Omega_0 = 0.1, \lambda_0 = 0$) and dotted ($\Omega_0 = 0.1, \lambda_0 = 0.9$) curves. Curves are thick for $z_c = \infty$ and thin for $z_c = 2$. All panels are for $\nu = 2$. Shading below $\log_{10}(w_0) = -0.6$ shows a 1σ upper limit to the HDF estimate of w_0 for $27 < R < 29$ (Villumsen et al. 1996).

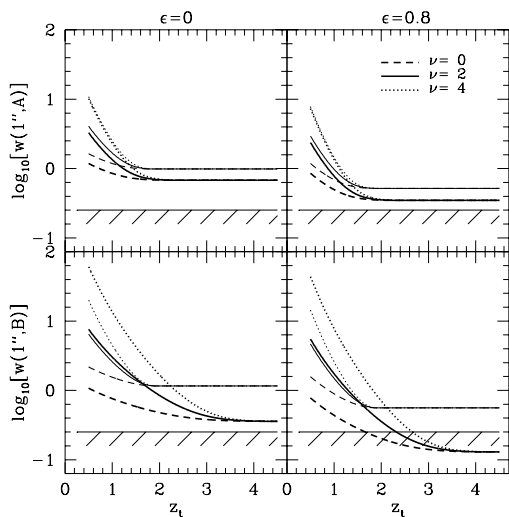


Fig. 3.— Sensitivity of w_0 to ν for an EdS geometry. Differing ν is shown by dashed ($\nu = 0$), solid ($\nu = 2$) and dotted ($\nu = 4$) curves. The panels are otherwise identical to those of Fig. 2, except for a small offset in the vertical range.

DCP. Hence, increasing ϵ generally results in lower w_0 . Moreover, in the region of parameter space where the DCP has an effect, i.e., for $z_t \lesssim z_0$, a higher ϵ for a fixed z_0 gives higher sensitivity to z_t . However, since we use a constant ν , the converse does not hold: for $z_t \lesssim z_0$, increasing ϵ for a fixed z_t does not change the sensitivity of w_0 to z_0 . These dependencies can be seen by careful examination of Figures 2 and 3.

(5) As seen in Figure 3, for fixed z_0 and ϵ , ν has little effect if $z_t \gtrsim z_0$, since very few galaxies are located in the DCP; but if $z_t < z_0$, higher ν implies higher ξ_0 values, hence, higher w_0 .

Given the region of parameter space presented in Figure 3 (and the HDF observation), most predicted values of w_0 are too high, so the only advantage of a smaller ν would be to slightly relax the EdS constraint on z_t from $z_t \gtrsim 2$ to $z_t \gtrsim 1.5$.

However, if z_0 or ϵ are higher than considered here, or if the Universe is Λ -dominated, then the value of ν would be more important. It should then be noted that w_0 is more sensitive to z_t for higher values of ν ; and for a fixed z_t and ϵ , increasing z_0 increases the sensitivity of w_0 to ν .

5. DISCUSSION

What is the relevance of the above effects given present estimates of z_0 and ϵ ? Our present ignorance of the redshift distribution of the galaxies in the HDF (at $27 < R < 29$) and uncertainty regarding the spatial correlation function behaviour at redshifts lower than z_t mean that the constraints on z_t presented above should not be considered definitive.

Different authors using broad-band “photometric” redshift estimates of the HDF galaxies find that $z_{\text{median}} = 2.1$ (Mobasher et al. 1996), $z \approx 2$ (Metcalf et al. 1996), or that the redshift distribution is bimodal, with peaks at $z = 0.6$ and $z = 2.2$ (Gwyn & Hartwick 1996). These median values are bracketted by our canonical values of $z_0 = 1.5$ (A) and $z_0 = 3$ (B) (except for Gwyn & Hartwick’s low redshift component), so our estimate of z_t would probably only change a little using more accurate redshift distributions.

More of concern is the low redshift spatial correlation growth, parametrised by ϵ . Although the CFRS estimate (CFRS-VIII 1996), based on galaxies with $z_{\text{median}} = 0.56$, can be summarised by stating that $0 < \epsilon < 2$, use of the correlation length of $r_0 = 5.0h^{-1}$ Mpc and the median redshift ($cz_{\text{median}} = 15,200 \text{ km s}^{-1}$) of the “zero redshift” Stromlo-APM survey (Loveday et al. 1992, 1995) would imply that $\epsilon = 2.8$ (cf. §4.1(3), CFRS-VIII). Measurements at lower median redshifts indicate that $\epsilon = 1.6 \pm 0.5$ (Warren et al. 1993, $z_{\text{median}} = 0.4$), $\epsilon = -2.0 \pm 2.7$ (Cole et al. 1994, $z_{\text{median}} = 0.16$)¹ or that $\epsilon = 0.8_{-1.3}^{+1.0}$ (Shepherd et al. 1996, $z_{\text{median}} = 0.36$). The higher of these values would imply that the DCP could be present to redshifts lower than unity without violating

¹Note that ϵ used by Cole et al. relates to ϵ by $\epsilon = \gamma(1 - \epsilon) - 3$.

the HDF w_0 estimate.

6. CONCLUSIONS

Consequences of a possible DCP on w_0 have been presented for a simple parametrisation of ξ .

For a fixed redshift distribution and ϵ , the expected value of w_0 can be an order of magnitude or more higher than that expected in the absence of a DCP. The sensitivities of w_0 to z_t , z_0 , ϵ , Ω_0 , λ_0 and ν have been presented.

For an EdS geometry, the Villumsen et al. (1996) HDF estimate of w_0 constrains z_t to $z_t \gtrsim 1.5$ over the adopted parameter range, requiring that $z_0 \gtrsim 3$ and $\epsilon \gtrsim 0.8$. This estimate of z_t is consistent with the theoretically expected $z_t \gtrsim 1$. For $\Omega_0 = 0.1$, $\lambda_0 = 0.9$, $z_t \gtrsim 1$ would be compatible with a much wider region of parameter space.

Of course, these estimates assume that the region of parameter space covered here is sufficiently large to include the real values. Lack of spectroscopic redshifts and observational indications that ϵ might be much higher than considered here mean that the DCP might in fact be present to much lower redshifts.

In any case, it seems important that a possible DCP should be considered when interpreting faint galaxy w_0 estimates. Moreover, since the DCP is dependent on the power index n , precise w_0 constraints on z_t and ν might provide a new constraint on n on relevant scales.

We thank S. Miyaji and R. Matsumoto for valuable suggestions. Use was made of computations performed on a VPP-500 (RIKEN) and on a CS6432 and a HITAC S-3800 (I.P.C., Chiba University). BFR acknowledges a Centre of Excellence Visiting Fellowship (N.A.O.J., Mitaka).

REFERENCES

- Brainerd, T.G., Smail, I. & Mould, J., 1995, MNRAS, 275, 781
- Brainerd, T.G. & Villumsen, J.V., 1994, ApJ, 425, 403
- Cole, S., Ellis, R., Broadhurst, T. & Colless, M., 1994, MNRAS, 267, 541
- Colley, W.N., Rhoads, J.E., Ostriker, J.P. & Spergel, D.N., 1996, ApJ, in press (astro-ph/9603020)
- Efstathiou, G., Bernstein, G., Katz, N., Tyson, J. A. & Guhathakurta, P., 1991, ApJ, 380, L47
- Glazebrook, K., Ellis, R., Colless, M., Broadhurst, T., Allington-Smith, J. & Tanvir, N., 1995a, MNRAS, 273, 157
- Groth, E.J. & Peebles, P.J.E., 1977, ApJ, 217, 385
- Gwyn, S.D.J. & Hartwick, F.D.A., 1996, ApJ, 468, L77 (astro-ph/9603149)
- Kihara, T., 1968, PASJ, 20, 220
- Le Fèvre, O., Hudon, D., Lilly, S.J., Crampton, D., Hammer, F. & Tresse, L., , 1996, ApJ, 461, 534 (CFRS-VIII)
- Loveday, J., Maddox, S. J., Efstathiou, G. & Peterson, B. A., 1995, ApJ, 442, 457
- Loveday, J., Peterson, B. A., Efstathiou, G. & Maddox, S. J., 1992, ApJ, 390, 338
- Metcalf, N., Shanks, T., Campos, A., Fong, R. & Gardner, J.P., 1996, Nature, 383, 236
- Mobasher, B., Rowan-Robinson, M., Georgakakis, M. & Eaton, N., 1996, MNRAS, 282, L7
- Neuschaefer, L.W., Windhorst, R.A. & Dressler, A., 1991, ApJ, 382, 32
- Peacock, J.A., 1996, MNRAS, in press (astro-ph/9608151)
- Peebles, P.J.E., 1980, The Large-Scale Structure of the Universe (Princeton, N.J., U.S.A.: Princeton University Press)
- Phillips, S., Fong, R., Ellis, R. S., Fall, S.M. & MacGillivray, H.T., 1978, MNRAS, 182, 673
- Roukema, B.F., 1993. Ph.D. thesis, Australian National University, Canberra
- Roukema, B.F. & Peterson, B.A., 1994, A&A, 285, 361
- Roukema, B.F., Quinn, P.J., Peterson, B.A. & Rocca-Volmerange, B., 1997, submitted
- Shepherd, C.W., Carlberg, R.G., Yee, H.K.C. & Ellingson, E., 1996, ApJ, in press (astro-ph/9601014)
- Villumsen, J.V., Freudling, W. & da Costa, L.N., 1996. astro-ph/9606084
- Warren, S.J., Iovino, A., Hewett, P.C. & Shaver, P.A., 1993, Observational Cosmology, (San Francisco: Astr. Soc. Pac.), p. 163.
- Williams, R.E., et al., 1996, AJ, 112, 1335 (astro-ph/9607174)
- Yamashita, K., 1993, Prog.Theor.Phys., 89, 355
- Yoshii, Y., Peterson, B. A. & Takahara, F., 1993, ApJ, 414, 431