

Calibration of the fundamental plane zero-point in the Leo-I group and an estimate of the Hubble constant¹

Jens Hjorth² and Nial R. Tanvir

Institute of Astronomy, Madingley Road, Cambridge CB3 0HA, UK

ABSTRACT

We derive new effective radii and total magnitudes for 5 E and S0 galaxies in the Leo-I group from wide-field CCD images. These are used in conjunction with recent literature velocity data to construct the fundamental plane (FP) of the Leo-I group. The rms scatter that we find is only 6 % in distance. The zero point of this relation provides a calibration of the FP as a distance indicator and directly determines the angular diameter distance ratio between the Leo-I group and more distant clusters. In the language of Jerjen and Tammann (1993) we determine a cosmic velocity of the Leo-I group of $757 \pm 68 \text{ km s}^{-1}$ relative to the Coma cluster, or $796 \pm 57 \text{ km s}^{-1}$ relative to a frame of 9 clusters. Combining this velocity with the Cepheid distance to M96, a member of Leo-I, we find the Hubble constant to be $H_0 = 67 \pm 8 \text{ km s}^{-1} \text{ Mpc}^{-1}$ or $H_0 = 70 \pm 7 \text{ km s}^{-1} \text{ Mpc}^{-1}$ for each case. The distance we obtain for the Coma cluster itself ($108 \pm 12 \text{ Mpc}$) is in good agreement with a number of other recent estimates.

Subject headings: cosmology: observations — distance scale — galaxies: elliptical and lenticular, cD — galaxies: distances and redshifts — galaxies: fundamental parameters — galaxies: photometry

¹Based on observations made with INT operated on the island of La Palma by the Royal Greenwich Observatory in the Spanish Observatorio del Roque de los Muchachos of the Instituto de Astrofísica de Canarias.

²Present address: NORDITA, Blegdamsvej 17, DK-2100 Copenhagen Ø, Denmark; jens@nordita.dk.

1. INTRODUCTION

Despite the successful determination of Cepheid distances to several spiral galaxies in the Virgo cluster and elsewhere with the Hubble Space Telescope (HST), the dispute over the value of the Hubble constant is still not settled (Tanvir et al. 1995; Mould et al. 1995; Sandage et al. 1996). Part of the problem undoubtedly lies with the uncertain peculiar velocity and significant depth, particularly for the late-type galaxies, of the Virgo cluster. These uncertainties are removed if secondary indicators can be used to extend distance measurements directly to more remote and, ideally, more compact clusters. Moreover, due to the morphological segregation of early type galaxies towards the cores of clusters, secondary distance indicators based on E and S0 galaxies are preferred.

In this paper we calibrate the so-called fundamental plane (FP) distance indicator (Djorgovski & Davis 1987; Dressler et al. 1987) in the Leo-I group. The Leo-I group (Ferguson & Sandage 1990) is the nearest group of galaxies containing both bright spirals as well as early type galaxies. The center of the group is defined by the E1 galaxy NGC 3379 (= M105) and the S0 galaxy NGC 3384 which form a close pair. Planetary nebula luminosity function (PNLF) and surface brightness fluctuations (SBF) observations (Ciardullo, Jacoby, & Tonry 1993) indicate that the E5 galaxy NGC 3377 is a member of the group, whilst the radial velocity and projected distance of the S0 galaxy NGC 3412 from the core of the group indicate that it too is a likely member (Garcia 1993; Tanvir 1996). Finally, the S0/a galaxy NGC 3489 is also a possible early-type member of Leo-I, however, given its distance from the group center ($\sim 3^\circ$) and its comparatively “late-type” properties, we decided *a priori* that it should not be included in the construction of the fundamental plane (see §3).

The fundamental plane is an excellent distance indicator relating distances between E and S0 galaxies particularly in clusters and groups. The most recent paper on the subject studies the FP for 230 E and S0 galaxies in 11 clusters and groups (Jørgensen, Franx & Kjaergaard 1996; hereafter JFK). For the present work, the important result of that study is the demonstration that a single global FP yields unbiased distance estimates to early-type galaxies in very different environments with a formal intrinsic scatter of 14 % in distance per galaxy. Thus with four early-type galaxies in the Leo-I group we may obtain the zero-point of the relationship to 7%, with the additional uncertainty of the absolute distance to the group.

The distance to Leo-I has recently been measured by Cepheids in the spiral galaxies M96 (Tanvir et al. 1995) and M95 (Graham et al. 1997), by SBF (Tonry et al. 1997; Sodemann and Thomsen 1995; 1996), by the tip of the red-giant branch (TRGB) in NGC 3379 (Sakai et al. 1997) and PNLF in several group members (Ciardullo, Jacoby and Ford

1989; Feldmeir, Ciardullo, & Jacoby 1997). Thus the Leo-I group is an important stepping stone in the determination of the Hubble constant.

2. GALAXY PARAMETERS

2.1. Observations and image analysis

Observations of the 5 E and S0 galaxies in the Leo-I group were carried out in the *VRI* passbands using the INT prime focus camera on 1994 March 14. The CCD employed was the thick 1280×1180 EEV5 chip with $0''.557$ pixels. Conditions were photometric with reasonable seeing of FWHM $1''.3$. High S/N twilight flats were obtained in the morning and evening and standard stars were observed through the night to determine color terms and photometric zero points. Magnitudes were measured in ≈ 12 arcsec diameter apertures, similar to those used by Landolt (1992).

In this paper we discuss the *R* band data obtained. The transformation onto the Cousins/Landolt system was derived from 28 observations of 10 Landolt (1992) fields each of which contains several standard stars. A total of 86 independent flux measurements went into the derivation of the color term and these are plotted in Figure 1. As can be seen, the detector and filter used were very well matched to the standard system, as no measurable color term or non-linearity was found for stars over a large color range $-0.2 < V - R_C < 1.1$ (a typical E galaxy has $V - R_C \approx 0.5$). The rms scatter around the linear fit is 0.02 mag, most of which can be accounted for by known observational errors (photon noise and CCD read noise) combined with the quoted uncertainty of the Landolt (1992) magnitudes.

The photometric zero-point was determined from the observations of a subset of 11 standard stars which were interspersed with the galaxy observations. Aperture corrections were determined from the frames out to ≈ 33 arcsec diameter apertures and were found to be small. All observations, of both standard stars and target galaxies, were obtained at less than 1.15 air masses. Thus the extinction corrections, for which we used the Carlsberg Meridian Circle value for that night of $A_R = 0.07$ (converted from $A_V = 0.14$ using the standard La Palma extinction curve), were very small.

On-target exposures ranged from 10 to 40 secs, chosen to ensure that the images did not saturate in the galaxy cores. Two or three exposures were obtained in each filter for all the galaxies. Surface photometry was performed using the profile fitting software developed by B. Thomsen (Sodemann & Thomsen 1994, 1995; Hjorth et al. 1995). A mean growth curve in circular annuli was derived from a 6th order harmonic expansion fit to each galaxy in 40 rings, equidistant in $R^{1/4}$. For the small galaxies the sky value was determined from

the corners of the frames and so gives precise total magnitudes and effective radii for these galaxies. For large galaxies we assumed that the density asymptotically goes as $\sim r^{-4}$ (Jaffe 1987; White 1987; Tremaine 1987; Hjorth & Madsen 1991) in the outer parts. Assuming a constant mass-to-light ratio with radius this means that the accumulated luminosity can be estimated as

$$L(R) = L_{\text{TOT}} \left(1 - \frac{R_s}{R} \right) + \pi s R^2 \quad (1)$$

at large radii, where s is the sky value. The value of the scale radius R_s depends on the luminosity profile at smaller radii. Its value is $0.67R_e$ for the model of Brainerd, Blandford & Smail (1996) and $0.87R_e$ for the Hernquist (1990) model. The sky value s , the total luminosity L_{TOT} , and the scale radius R_s were determined from a fit to this equation in the outer parts of the profile ($R \gg R_e$; typically 4–6 R_e in our case). Finally, the sky subtracted luminosity inside an annulus of radius R_e was determined directly from the image (central few arcsec) and fit. In addition, effective radii were also determined by fitting an $R^{1/4}$ law to the surface-brightness profile or by fitting an $R^{1/4}$ growth curve to the observed growth curve. The latter fits were kindly carried out by I. Jørgensen to mimic the data analysis of JFK. For these fits the $R^{1/4}$ growth curve was fitted in the range 43 arcsec (36 arcsec for the two smaller galaxies) to an outer radius at which the surface brightness was 25 mag arcsec $^{-2}$ in R_C .

The errors in the derived effective parameters are entirely dominated by systematic effects arising from the particular assumptions that go into the procedures for their determination. For this reason formal fitting errors for effective parameters will not be quoted in what follows.

2.2. Literature data

For comparison with JFK, who used velocity dispersions and Mg $_2$ line indices inside an equivalent circular aperture at Coma of $3''.4$, we need to estimate spectroscopic parameters as they would appear in a circular aperture of radius $\sim 16''$ (for a distance ratio of ~ 9). In principle this can be achieved by applying aperture corrections to central values, e.g., from the catalog of McElroy (1995). Such a procedure was followed for the determination of Mg $_2$ line indices, where we applied an aperture correction of -0.045 to central values (Jørgensen et al. 1995). However, to evaluate accurate velocity dispersions, which are more critical to the FP analysis, we instead examined recent, high-quality, long-slit spectroscopic data from the literature, as described below.

The effective measured velocity dispersion, σ , inside a given circular aperture arises

as the combined effect of pressure and bulk unresolved rotation. Assuming that the true intrinsic velocity dispersion, $\tilde{\sigma}$, is isotropic, the observed velocity dispersion can be expressed as

$$\sigma^2 = \tilde{\sigma}^2 + qV^2. \quad (2)$$

Here V is the effective rotation velocity observed along the major axis. The velocity fields, structure, and inclination of E/S0 galaxies are in general unknown, making q uncertain. Instead we shall resort to a naive relation,

$$V(\phi) = V \cos^n \phi, \quad (3)$$

where ϕ is the angle on the sky relative to the major axis. From this it immediately follows that

$$q = \langle \cos^{2n} \phi \rangle. \quad (4)$$

For an inclined disk one expects that $0 < n < 1$ which translates into $0.5 < q < 1$. In addition, the inner linear rise of the rotation curve and large ellipticities tend to lower this value. Estimating q in a statistical sense using σ^2 as a measure of the amount of effective kinetic energy Prugniel & Simien (1994) found $\langle q \rangle = 0.81$. Jørgensen, Franx & Kjørgaard (1993) used $q = 1$ in a similar study. For NGC 3379 the available spectroscopy (see Statler 1994) yields $n = 2.5$ and $q = 0.34$, but this galaxy is not strongly affected by rotation. Saglia, Bender & Dressler (1993) gave an observational example for the edge-on spiral NGC 4697 which yields $q = 0.87 \pm 0.63$. In this paper we shall use $q = 0.75 \pm 0.25$. The uncertainty in this quantity is treated as a random (as opposed to a systematic) uncertainty since q is likely to be different for different galaxies, due to different viewing angles, ellipticities, and internal kinematics.

2.3. Notes on individual galaxies

The photometric and spectroscopic parameters for each galaxy are discussed here and summarized in Table 1.

NGC 3377 Classification: E5–1, T= –5 (RC3); E6 (RSA).

NGC 3377 has a companion galaxy, NGC 3377A, which was masked out from the image. Furthermore, the galaxy extends further out than the corners of the frame, so the sky-level and galaxy parameters were determined using Eq. (1). Otherwise, the galaxy fitting was straightforward and we find $m_{RC} = 9.40$ and $R_e = 56''9$. From a direct fit to the $R^{1/4}$ law we find $R_s/R_e = 0.77$ and $R_e = 55''8$. The velocity data come from Bender, Saglia

Table 1. Parameters for Leo-I group early type galaxies

Galaxy (NGC)	m_{RC} (mag)	R_e (arcsec)	A_B^a (mag)	$\log \langle I_r \rangle_e^b$ ($L_\odot \text{ pc}^{-2}$)	$\tilde{\sigma}$ (km s^{-1})	V (km s^{-1})	σ (km s^{-1})	Mg_2
3377	9.40	56.9	0.07	2.37	97	75	117	0.242
3379	8.54	55.9	0.05	2.72	194	42	197	0.304
3384	9.32	29.4	0.07	2.98	140	80	156	0.265
3412	10.13	22.4	0.06	2.88	103	57	114	0.188
3489 ^c	9.75	18.4	0.02	3.20	115	60	126	0.150

^aFrom RC3. The Cousins R extinction is $A_{RC} = 0.53A_B$ according to Cardelli, Clayton, & Mathis (1989).

^bCalculated as $\log \langle I_r \rangle_e = -0.4[m_{RC}(R_e) + 0.37 - 0.53A_B + 2.5 \log \pi + 5 \log R_e - 26.40 - 10 \log(1 + z_{\text{Leo-I}}) - 2.5 \log(1 + z_{\text{Leo-I}})]$ which transforms into Gunn r and corrects for Galactic extinction, cosmological surface-brightness dimming and spectral bandwidth (k-correction).

^cNot used in construction of the fundamental plane as outlined in text.

& Gerhard (1994). Along the major axis inside $16''.83$ they find a fitted mean velocity dispersion of $85 \pm 10 \text{ km s}^{-1}$, a mean rotation velocity of $87.5 \pm 1.0 \text{ km s}^{-1}$, $\langle H_3 \rangle < -0.093$ and $\langle H_4 \rangle = 0.048 \pm 0.013$. From their Fig. 4 we find a maximum rotation velocity of 100 km s^{-1} at $4''.5$, and a constant rotation velocity at a level of 85 km s^{-1} outside $6''$ (fitted values). The velocity dispersion drops from a central value of 150 km s^{-1} to 100 km s^{-1} at $6''$ and a mean of about 80 km s^{-1} out to $34''$. These values indicate that the bulk of the velocity moments are contributed by the outer parts and are not strongly affected by the inner structure or outer aperture size. We adopt a value of $\langle H_3 \rangle = -0.1$ and find from their Fig. 3 that $\tilde{\sigma}/\tilde{\sigma}_{\text{fit}} = 1.14$ and $(V - v_{\text{fit}})/\tilde{\sigma}_{\text{fit}} = -0.15$. We thus arrive at $\tilde{\sigma} = 97 \pm 11 \text{ km s}^{-1}$ and $V = 75 \pm 2 \text{ km s}^{-1}$, and hence $\sigma = 117 \pm 12 \text{ km s}^{-1}$. The aperture corrected line index $\text{Mg}_2 = 0.242 \pm 0.014$ (Jørgensen et al. 1995). For comparison, the same data yields an aperture corrected central velocity dispersion of $\sigma = 135 \text{ km s}^{-1}$.

NGC 3379 Classification: E1, T= -5 (RC3); E0 (RSA).

NGC 3379 is a ‘standard E galaxy’ discussed in detail by Capaccioli et al. (1990) and Statler (1994). In our analysis, the neighboring galaxy NGC 3384 was subtracted iteratively by masking and fitting NGC 3384 and NGC 3379 interchangeably several times. The light profile of NGC 3379 does not reach the sky level either so the comment made for NGC 3377 also applies here. We find $m_{RC} = 8.54$ and $R_e = 55''.9$ in agreement with Capaccioli et al. (1990) and Sodemann & Thomsen (1994). The direct fit to the $R^{1/4}$ law yields $R_s/R_e = 0.73$ and $R_e = 53''.4$. The galaxy is a minor axis rotator (see Statler 1994). We again take the velocity data from Bender et al. (1994) who report values of fitted mean velocity dispersion of $180 \pm 10 \text{ km s}^{-1}$, mean rotation velocity of $50.8 \pm 4.9 \text{ km s}^{-1}$, $\langle H_3 \rangle = -0.029 \pm 0.028$ and $\langle H_4 \rangle = 0.041 \pm 0.028$ along the major axis inside a radius of $17''.63$. The velocity dispersion falls off less sharply than in NGC 3377, whereas the rotation curve increases steadily. We adopt corrections for the velocity profile distributions of $\tilde{\sigma}/\tilde{\sigma}_{\text{fit}} = 1.08 \pm 0.05$ and $(V - v_{\text{fit}})/\tilde{\sigma}_{\text{fit}} = -0.05 \pm 0.05$ and arrive at $\tilde{\sigma} = 194 \pm 14 \text{ km s}^{-1}$ and $V = 42 \pm 11 \text{ km s}^{-1}$, and hence $\sigma = 197 \pm 14 \text{ km s}^{-1}$. The corrected $\text{Mg}_2 = 0.304 \pm 0.014$ (Jørgensen et al. 1995). The same data yields an aperture corrected central velocity dispersion of $\sigma = 200 \text{ km s}^{-1}$.

NGC 3384 Classification: SB(s)0⁻, T=-3 (RC3); SB0₁(5) (RSA).

Contaminating light from NGC 3379 was removed as described above. The fit shows that NGC 3384 is much less extended and the sky value could be determined from the corners of the frame. We find $m_{RC} = 9.32$ and $R_e = 29''.4$ in reasonable agreement with the value of $R_e = 22''.5$ found in the *B* band by Busarello et al. (1996). The central velocity dispersion along the minor and major axes is $160 \pm 5 \text{ km s}^{-1}$ but then drops to about 100 km s^{-1} at a radius of $16''$ (Busarello et al. 1996; Fisher 1996). We estimate the mean value inside $16''$ to be $\tilde{\sigma} = 140 \pm 10 \text{ km s}^{-1}$, in agreement with the value of $\tilde{\sigma} = 138 \pm 10 \text{ km s}^{-1}$ reported by Fisher, Franx, & Illingworth (1996). The rotation around the minor axis is about

$80 \pm 10 \text{ km s}^{-1}$ and there is no rotation around the major axis (Busarello et al. 1996; Fisher 1996), and hence we obtain $\sigma = 156 \pm 11 \text{ km s}^{-1}$. The corrected Mg_2 from Fisher et al. (1996) is 0.281 but this should be compared with 0.249 from Worthey, Faber, & Gonzalez (1992). We adopt $\text{Mg}_2 = 0.265 \pm 0.016$.

NGC 3412 Classification: SB(s)0⁰, T= −2 (RC3); SB0_{1/2}(5) (RSA).

The galaxy fit was straightforward and the sky value could be determined from the corners of the frame. We find $m_{RC} = 10.13$ and $R_e = 22''.4$. The velocity dispersion reported by Fisher et al. (1996) is $\tilde{\sigma} = 103 \text{ km s}^{-1}$ with an estimated uncertainty of 10 km s^{-1} . There is no rotation around the minor axis whereas the rotation around the major axis shows a steady increase out to $27''$ (Fisher 1996). We adopt the rotation velocity at $10''$ of 57 km s^{-1} and assign a large uncertainty of 20 km s^{-1} to this value. Thus we estimate $\sigma = 114 \pm 12 \text{ km s}^{-1}$. The corrected $\text{Mg}_2 = 0.188$ (Fisher et al. 1996).

NGC 3489 Classification: SBA(rs)0⁺, T= −1 (RC3); S0₃/Sa (RSA).

This galaxy is spiral like and has hot gas, dust, etc., with line emission seen in its nuclear spectrum (Ho, Filippenko, & Sargent 1995). The galaxy fit was straightforward and the sky value could be determined from the corners of the frame. We find $m_{RC} = 9.75$ and $R_e = 18''.4$. The velocity data are taken from Bertola et al. (1995) who obtained spectra along the major axis. The velocity dispersion is roughly constant out to $20''$ at a mean level of $\tilde{\sigma} = 115 \pm 10 \text{ km s}^{-1}$ and the rotation rate is nearly constant outside $2''$ at a mean value of $V = 60 \pm 10 \text{ km s}^{-1}$. Thus we estimate $\sigma = 126 \pm 10 \text{ km s}^{-1}$. The corrected Mg_2 line index is 0.150 (Worthey et al. 1992). The galaxy has several ‘boxy’ emission lines due to multiple velocity components in the nuclear region (Ho et al. 1995). This complicated velocity structure may indicate that σ is underestimated for this galaxy.

3. THE FUNDAMENTAL PLANE IN LEO-I

Figure 2 shows the Mg_2 values as a function of $\log \sigma$. Also plotted is the mean Mg_2 - $\log \sigma$ relation for the JFK sample. The larger galaxies, NGC 3377, NGC 3379, and NGC 3384 are consistent with this relation and can be used with confidence for the FP. It is clear, however, that the two small late-type lenticulars, especially NGC 3489, fall below the line. As discussed by JFK the scatter in the FP can be significantly reduced and artifacts avoided if such galaxies are excluded from the fit. NGC 3489 also has by far the highest mean surface brightness inside the effective radius, possibly due to recent star formation: NGC 3489 is the only galaxy with clear emission lines, whereas the other four galaxies have genuine early-type spectra (Ho et al. 1995). Finally, NGC 3489 has the largest projected distance from the group center and so this galaxy (if any) is the most likely to be either in

the foreground or background relative to the rest of the Leo-I galaxies. For these reasons we exclude NGC 3489 in the fits, but include it in the plots for completeness.

The fundamental plane that we fit is

$$\log R_e = \alpha \log \sigma + \beta \log \langle I_r \rangle_e + \gamma, \quad (5)$$

where R_e is measured in arcsec, σ in km s^{-1} , $\langle I_r \rangle_e$ is the mean intensity inside the effective radius in Gunn r measured in $L_\odot \text{pc}^{-2}$, and γ is the distance-dependent zero point of the relation. [It is straightforward to correct from Cousins R_C to Gunn r for E galaxies. We adopt $r - R_C = 0.37$ (Jørgensen 1994)]. The global values adopted by JFK are $\alpha = 1.24$ and $\beta = -0.82$. In principle FP distances may be affected by the observed magnitude range, morphological makeup of the sample (E/S0 ratio) and environment. According to JFK, their version of the FP excludes biases above 1% due to magnitude and morphological selection. The situation with respect to environment is more uncertain and is discussed below.

Figure 3 shows the FP for the Leo-I galaxies with the slopes α and β fixed at their global values. The FP offset is computed as the median offset (JFK) of the four larger galaxies, the slope being consistent with that found by JFK. NGC 3489 clearly falls below the line defined by the other galaxies, probably for the reasons discussed above. We obtain $\gamma_{\text{Leo-I}} = 1.150$. Other ways of computing the offset, including mean and weighted mean give same result within ± 0.007 . The observed formal rms scatter in γ is 0.024 or 6 % in R_e . It is interesting to note that this is significantly smaller than expected from the 14 % intrinsic scatter plus observational errors found by JFK.

Another approach would be to consider the zero-point obtained from NGC 3379 alone. The motivation for this is that NGC 3379 is a bona fide elliptical galaxy, with normal colors, stellar populations (as witnessed e.g. by the Mg_2 index), small ellipticity, no evidence for an embedded disk (Statler 1994), and a small rotation velocity. Thus it escapes the inherent uncertainty present in the prescription for correction of unresolved rotation (eq. 2) and other possible systematic errors that could arise from using the other, later-type, Leo-I galaxies. In view of the very small intrinsic scatter observed in the FP for the central regions of Coma alone ($< 5\%$) (Jørgensen et al. 1993) it is plausible that the intrinsic uncertainty for NGC 3379 alone is significantly smaller than the formal 14 % for the global FP. The zero point derived for NGC 3379 only is 1.135 with an estimated observational uncertainty of 0.030.

The final possibility is to treat the departure from the Mg_2 - $\log \sigma$ relations as an extra parameter. Environment may be important given that Leo-I is a relatively poor group, comparable to the smallest groups studied by JFK. Guzmán et al. (1992) found a correlation

of the Mg_2 – $\log \sigma$ relation with radial distance from the center of the Coma cluster, and argued that this was consistent with galaxies in less dense environments having on average younger stellar populations. This allowed Guzmán and Lucey (1993) to formulate an ‘environment-independent’ FP which incorporated an Mg_2 term, evaluated using galaxy evolution models, to correct for this systematic difference. JFK also identify similar behavior for the Mg_2 – $\log \sigma$ relation, although they only find a marginal environmental effect of 3 ± 3 % for distances obtained with their ‘classic’ FP over the full range of groups and clusters in their study. Including an empirically determined Mg_2 term in the FP should in any case provide some robustness to differences in stellar populations between galaxies, which may in turn vary systematically with environment, whether such differences are due to variations in age or metallicity. Interestingly JFK found that, while the observed scatter in the FP was not significantly reduced with the extra term, it did in some cases bring outliers with discrepant Mg_2 line indices closer to the global FP. For this Mg_2 FP $\alpha = 1.05$, $\beta = -0.78$ and $-0.40\Delta Mg_2$ is added to the rhs of the FP equation (5). The significance of this term is at the 1.5–2 sigma level (JFK), and it is evident that it brings NGC 3489 much closer to the FP defined by the other four galaxies. For these we find $\gamma(Mg_2)_{Leo-I} = 1.449 \pm 0.014$ and an observed formal scatter of 6 %.

We note that, if instead we had used the effective radii and intensities as determined from the fit of $R^{1/4}$ growth curves, the corresponding numbers are $\gamma_{Leo-I} = 1.144 \pm 0.005$, $\gamma_{NGC3379} = 1.148 \pm 0.030$, and $\gamma(Mg_2)_{Leo-I} = 1.445 \pm 0.015$. It is reassuring that the zero points remain unchanged within the uncertainties.

From $\gamma_{Coma} = 0.182 \pm 0.009$ (JFK) and $\gamma(Mg_2)_{Coma} = 0.497 \pm 0.009$ (I. Jørgensen, private communication) we find zero-point differences between Leo-I and Coma of 0.968 ± 0.015 (FP), 0.953 ± 0.031 (NGC 3379), and 0.952 ± 0.017 (Mg_2 -FP). (The respective numbers from growth curve fitting are 0.962 ± 0.010 (FP), 0.966 ± 0.031 (NGC 3379), and 0.948 ± 0.017). Here the uncertainties are estimated from the observed scatter around the Leo-I FP, and clearly the different values are consistent within these errors. We adopt a value of 0.96 ± 0.03 where we now assume a conservative uncertainty of $0.057/\sqrt{4}$ which is estimated from the expected intrinsic scatter of 14 % in distance per galaxy. This corresponds to 7 % in the distance ratio. It should be noted that this uncertainty is much higher than the estimated individual uncertainties and makes the derived distance ratio a robust value. We thus derive the angular diameter distance ratio of 9.12 ± 0.64 or a luminosity distance ratio of 9.51 ± 0.67 between Coma and Leo-I.

Tanvir et al. (1995) obtained a distance to the Leo-I group of 11.6 ± 0.9 Mpc based on HST observations of Cepheids in the spiral galaxy M96. Using the revised Cepheid period–luminosity calibration of Tanvir (1997) and incorporating the so-called

“long-exposure correction” (Hill et al. 1997), this becomes 11.3 ± 0.9 Mpc. The distances to the core of Leo-I and M96 are tied together in a unique way, due to the giant 200 kpc diameter HI ring (Schneider 1989) which orbits the central galaxies and interacts with M96. This distance is supported by the recent determination of the distance to NGC 3379 of 11.4 ± 0.3 Mpc from SBF measurements (Sodemann & Thomsen 1996) (adopting a distance to M32 of 0.77 Mpc). Sakai et al. (1997) report a distance of 11.5 ± 1.6 Mpc from detection of the TRGB using deep HST data. It should be mentioned, however, that several other recent estimates of distances to Leo-I galaxies indicate a slightly lower distance (see Yasuda & Okamura 1996), e.g., 10.05 ± 0.88 Mpc from Cepheids in M95 (Graham et al. 1996, although this reduces further to about 9.6 Mpc if the Tanvir (1997) Cepheid calibration is used), 10.7 Mpc to Leo-I from SBF (Tonry et al. 1997) and values around 10 Mpc from PNLF (Ciardullo et al. 1993; Feldmeir et al. 1997). For a Leo-I distance of 11.3 ± 0.9 Mpc the derived distance ratio between Leo-I and Coma implies a Coma distance of 108 ± 12 Mpc. This result is consistent with the GCLF distance to the Coma galaxy NGC 4881 of $108_{-11}^{+\infty}$ Mpc found by Baum et al. (1995) and the SBF distance to the same galaxy of Thomsen, Baum, & Hammergren (1997).

Using the JFK FP exponents, the Leo-I FP, the Mg_2 - σ relation (see Figure 2) and the distance to Leo-I we can calibrate the FP as an angular diameter distance indicator in terms of the observed effective radius R_e (in arcsec), the effective intensity in Gunn r $\langle I_r \rangle_e$ ($L_\odot \text{pc}^{-2}$), the velocity dispersion σ (km s^{-1}), and the Mg_2 index as

$$D = 10^{-\log R_e + a \log \sigma + b \log \langle I_r \rangle_e + c Mg_2 + d} \text{ Mpc} \quad (6)$$

with $(a, b, c, d) = (1.24, -0.82, 0, 2.194)$ for the ‘classic’ FP (5) or $(1.128, -0.78, -0.4, 2.447)$ for the Mg_2 FP. The ‘predicted’ values for the four FP calibrator galaxies are 11.7 Mpc, 11.3 Mpc, 10.3 Mpc, 11.6 Mpc (where we have taken the mean of the two derived distances) indicating the usefulness of this distance indicator.

4. THE HUBBLE CONSTANT

For the recession velocity of Coma we use 7200 km s^{-1} (Faber et al. 1989) and adopt a conservative estimate of the possible peculiar velocity of $\pm 400 \text{ km s}^{-1}$ (Han & Mould 1992; Bahcall & Oh 1996) which also allows for the intrinsic substructure in the Coma cluster (Colless & Dunn 1996). In the terminology of Jerjen and Tammann (1993) our result then implies a “cosmic velocity”, of Leo-I of $757 \pm 68 \text{ km s}^{-1}$. Adding the uncertainties in quadrature we arrive at an uncertainty of 12 % in the Hubble constant: thus we get $H_0 = 67 \pm 8 \text{ km s}^{-1} \text{ Mpc}^{-1}$ fixing to Coma.

Alternatively, tying Leo-I to the larger frame of all 11 clusters in the sample of JFK, using the observed redshifts in the CMB, yields a mean or median value of about 800 km s^{-1} with an rms scatter of 65 km s^{-1} . This value is essentially unchanged if we exclude the small nearby group Doradus and the peculiar cluster S639 (JFK) but the scatter is reduced to 40 km s^{-1} . Relative to this larger cluster frame, which has a median redshift of $\sim 5000 \text{ km s}^{-1}$, we then find a mean value of $796 \pm 57 \text{ km s}^{-1}$ and a Hubble constant of $H_0 = 70 \pm 7 \text{ km s}^{-1} \text{ Mpc}^{-1}$. We have not corrected here for the effects of Malmquist or incompleteness biases, however these are expected to be small ($< 1.5 \%$) given the numbers of galaxies observed in each cluster (JFK). Reassuringly, this “cosmic velocity” is fully consistent with that found for the Leo-I group by the “7 Samurai” of $783 \pm 126 \text{ km s}^{-1}$ based on the D_n - σ relation (Faber et al. 1989). The higher value of H_0 obtained by Tonry et al. (1997) using the SBF method to zero-point the D_n - σ relation is explained in part by the calibration: they find a distance of 10.7 Mpc for the Leo-I group. The remaining difference is nevertheless marginally significant given the quoted errors. This may reflect our smaller sample size (only four galaxies used in the calibration) or difficulties in correcting their sample for selection biases.

There is plenty of room for improvement in this approach. Wide-field CCD frames should map the distribution of light in the larger galaxies to get more precise values of the photometric quantities. However, the largest uncertainty in the FP parameters are the effective velocity dispersions. Long-slit spectra taken in several positions over the galaxy should eliminate this uncertainty. The intrinsic uncertainty in the FP for individual galaxies, including environmental effects, should be better understood, possibly by including more information on the stellar population, e.g. the $H\beta$ line index. Indeed, the most important worry in using the FP as a distance indicator is possible environmental effects. For example, if galaxies in low-density environments like Leo-I have on average younger stellar populations than the dense core of Coma (as discussed by Guzmán and Lucey 1993 and JFK), then our distance to Coma obtained from the ‘classic’ FP would be an overestimate, although, as we have seen, the use of the Mg_2 -FP suggests that environmental effects are not large.

It would also be interesting to calibrate the FP in the infrared for several clusters where the scatter may be smaller (Pahre, Djorgovski, & de Carvalho 1995) and the systematic effects of variations in stellar populations less (Guzmán and Lucey 1993). The uncertainty arising from the Coma peculiar velocity should be eliminated by establishing the FP at larger redshifts, $0.05 < z < 0.1$. On the theoretical side the mechanism behind the FP does not seem to be fully understood, although the FP does seem to work as a purely empirical relationship. After all, the assumption of a ‘universal’ FP underlies the distance indicator used in this paper, and although there is observational support for this, a firm theoretical

basis for this is clearly needed (Renzini & Ciotti 1993; Hjorth & Madsen 1995; Capelato, de Carvalho, & Carlberg 1995; Ciotti, Lanzoni, & Renzini 1996).

5. CONCLUSIONS

The main result of this paper is the construction of the fundamental plane (FP) of the Leo-I group. The small observed scatter (6 %) about this relation means that the result is insensitive to the particular choice of and weighting of the galaxy sample.

We have adopted the form of FP determined by JFK and hence find the relative distance between Coma and Leo-I to be 9.5 ± 0.7 . In addition, using the distance to M96 in Leo-I (11.3 ± 0.9 Mpc) yields a direct and accurate measurement of the Coma distance of 108 ± 12 Mpc. Finally, using the recession velocity of Coma (7200 ± 400 km s⁻¹), we estimate the Hubble constant to be $H_0 = 67 \pm 8$ km s⁻¹ Mpc⁻¹, or alternatively, if we consider the full cluster sample of JFK, with a median redshift ~ 5000 km s⁻¹, we find $H_0 = 70 \pm 7$ km s⁻¹ Mpc⁻¹.

We are grateful to Inger Jørgensen, David Fisher, Bjarne Thomsen, Raphael Guzmán, and Alfonso Aragón-Salamanca for help, communication of unpublished results, and many useful comments and discussions. JH acknowledges support from the Danish Natural Science Research Council (SNF).

REFERENCES

- Bahcall, N. A., & Oh, S. P., ApJ, 462, L49
- Baum, W. A. et al. 1995, AJ, 110, 2537
- Bender, R., Saglia, R. P., & Gerhard, O. E. 1994, MNRAS, 269, 785
- Bertola, F., Cinzano, P., Corsini, E. M., Rix, H.-W., & Zeilinger, W. W. 1995, ApJ, 448, L13
- Brainerd, T. S., Blandford, R. D., & Smail, I. 1996, ApJ, 466, 623
- Busarello, G., Capaccioli, M., D’Onofrio, M., Longo, G., Richter, G., & Zaggia, S. 1996, A&A, 314, 32
- Capaccioli, M., Held, E. V., Lorenz, H., & Vietri, M. 1990, AJ, 99, 1813
- Capelato, H. V., de Carvalho, R. R., & Carlberg, R. G. 1995, ApJ, 451, 525
- Cardelli, J. A., Clayton, G. C., & Mathis, J. S. 1989, ApJ, 345, 245
- Ciardullo, R., Jacoby, G. H., & Ford, H. C. 1989, ApJ, 344, 715
- Ciardullo, R., Jacoby, G. H., & Tonry, J. L. 1993, ApJ, 419, 479
- Ciotti, L., Lanzoni, B., & Renzini, A. 1996, MNRAS, 282, 1
- Colless, M., & Dunn, A. M. 1996, ApJ, 458, 435
- de Vaucouleurs, G., de Vaucouleurs, A., Corwin, H. G., Buta, R. J., Paturel, G., & Fouqué, P. 1991, Third Reference Catalogue of Bright Galaxies (Springer, New York) (RC3)
- Djorgovski, S., & Davis, M. 1987, ApJ, 313, 59
- Dressler, A. et al. 1987, ApJ, 313, 42
- Faber, S. M. et al. 1989, ApJS, 69, 763
- Feldmeir, J. J., Ciardullo, R., & Jacoby, G. H. 1997, ApJ, submitted
- Ferguson, H. C., & Sandage, A. 1990, AJ, 100, 1
- Fisher, D. 1996, MNRAS, submitted
- Fisher, D., Franx, M., & Illingworth, G. 1996, ApJ, 459, 110
- Garcia, A. M. 1993, A&AS, 100, 47
- Graham, J. A. et al. 1997, ApJ, in press
- Guzmán, R., Lucey, J., Carter, D., & Terlevich, R. J. 1992, MNRAS, 257, 187
- Guzmán, R., & Lucey, J. 1993, MNRAS, 263, L47
- Han, M. & Mould, J. R. 1992, ApJ, 396, 453

- Hill, R. J. et al. 1997, ApJS, in press.
- Hernquist, L. 1990, ApJ, 356, 359
- Hjorth, J., & Madsen, J. 1991, MNRAS, 253, 703
- Hjorth, J., & Madsen, J. 1995, ApJ, 445, 55
- Hjorth, J., Vestergaard, M., Sørensen, A. N., & Grundahl, F. 1995, ApJ, 452, L17
- Ho, L. C., Filippenko, A. V., & Sargent, W. L. W. 1995, ApJS, 98, 477
- Jaffe, W. 1987, in IAU Symp. 127, Structure and Dynamics of Elliptical Galaxies, ed. T. de Zeeuw (Dordrecht: Reidel), p. 511
- Jerjen, H., & Tammann, G. A. 1993, A&A, 276, 1
- Jørgensen, I. 1994, PASP, 106, 967
- Jørgensen, I., Franx, M., & Kjaergaard, P. 1993, ApJ, 411, 34
- Jørgensen, I., Franx, M., & Kjaergaard, P. 1995, MNRAS, 276, 1341
- Jørgensen, I., Franx, M., & Kjaergaard, P. 1996, MNRAS, 280, 167 (JFK)
- Landolt, A. U. 1992, AJ, 104, 340
- Lucey, J. R., Guzmán, R., Carter, D., & Terlevich, R. J. 1991, MNRAS, 253, 584
- McElroy, D. B. 1995, ApJS, 100, 105
- Mould, J. et al. 1995, ApJ, 449, 413
- Pahre, M. A., Djorgovski, S. G., & de Carvalho, R. R. 1995, ApJ, 453, L17
- Prugniel, Ph., & Simien, F. 1994, A&A, 282, L1
- Renzini, A., & Ciotti, L. 1993, ApJ, 416, L4
- Saglia, R. P., Bender, R., & Dressler, A. 1993, A&A, 279, 75
- Sakai, S., Madore, B. F., Freedman, W. L., Lauer, T. R., Ajhar, E. A., & Baum, W. A. 1997, ApJ, in press
- Sandage, A., Saha, A., Tammann, G. A., Labhardt, L., Panagia, N., & Macchetto, F. D. 1996, ApJ, 460, L15
- Sandage, A., & Tammann, G. A. 1981, A Revised Shapley–Ames Catalog of Bright Galaxies (Washington: Carnegie Institution) (RSA)
- Schneider, S. 1989, ApJ, 343, 94
- Sodemann, M., & Thomsen, B. 1994, A&A, 292, 425
- Sodemann, M., & Thomsen, B. 1995, AJ, 110, 179

- Sodemann, M., & Thomsen, B. 1996, *AJ*, 111, 208
- Statler, T. S. 1994, *AJ*, 108, 111
- Tanvir, N. R. 1996, in *Clusters, Lensing, and the Future of the Universe*, ASP Conf. Ser. 88, eds. V. Trimble, & A. Reisenegger (ASP, San Francisco), p. 251
- Tanvir, N. R. 1997, in *The Extragalactic Distance Scale*, eds. M. Livio, M. Donahue, & N. Panagia (CUP), in press
- Tanvir, N. R., Shanks, T., Ferguson, H. C., & Robinson, D. R. T. 1995, *Nature*, 377, 27
- Thomsen, B., Baum, W. A., & Hammergren, M. 1997, *ApJ*, submitted
- Tonry, J. L., Blakeslee, J. P., Ajhar, E. A., & Dressler, A. 1997, *ApJ*, in press
- Tremaine, S. 1987, in *IAU Symp. 127, Structure and Dynamics of Elliptical Galaxies*, ed. T. de Zeeuw (Dordrecht: Reidel), p. 367
- White, S. D. M. 1987, in *IAU Symp. 127, Structure and Dynamics of Elliptical Galaxies*, ed. T. de Zeeuw (Dordrecht: Reidel), p. 339
- Worthey, G., Faber, S. M., & Gonzalez, J. J. 1992, *ApJ*, 398, 69
- Yasuda, N., & Okamura, S. 1996, *ApJ*, 469, L73

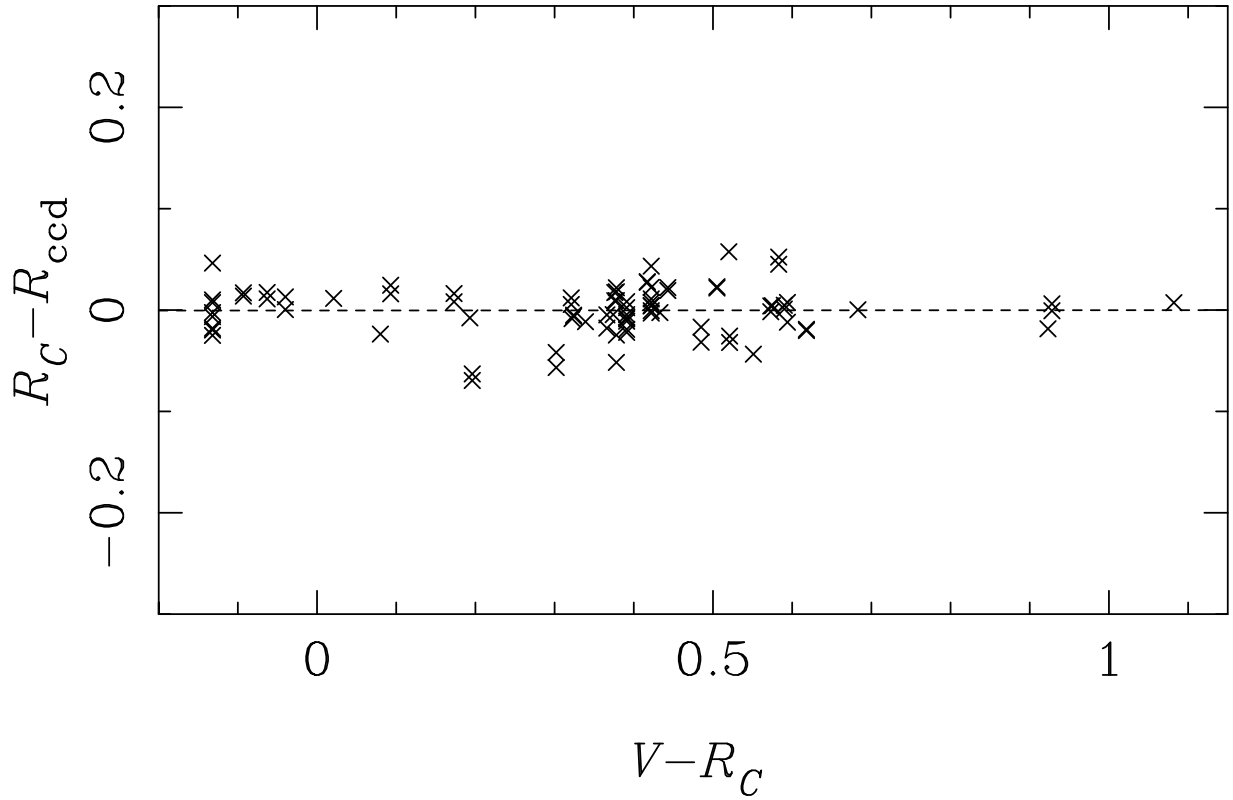


Fig. 1.— Comparison of standard star R_C magnitudes and measured instrumental magnitudes as a function of $V - R_C$ color. The dashed line is a fit to the data. The rms scatter around the line is only 0.02 mags and there is no measurable color term or non-linearity.

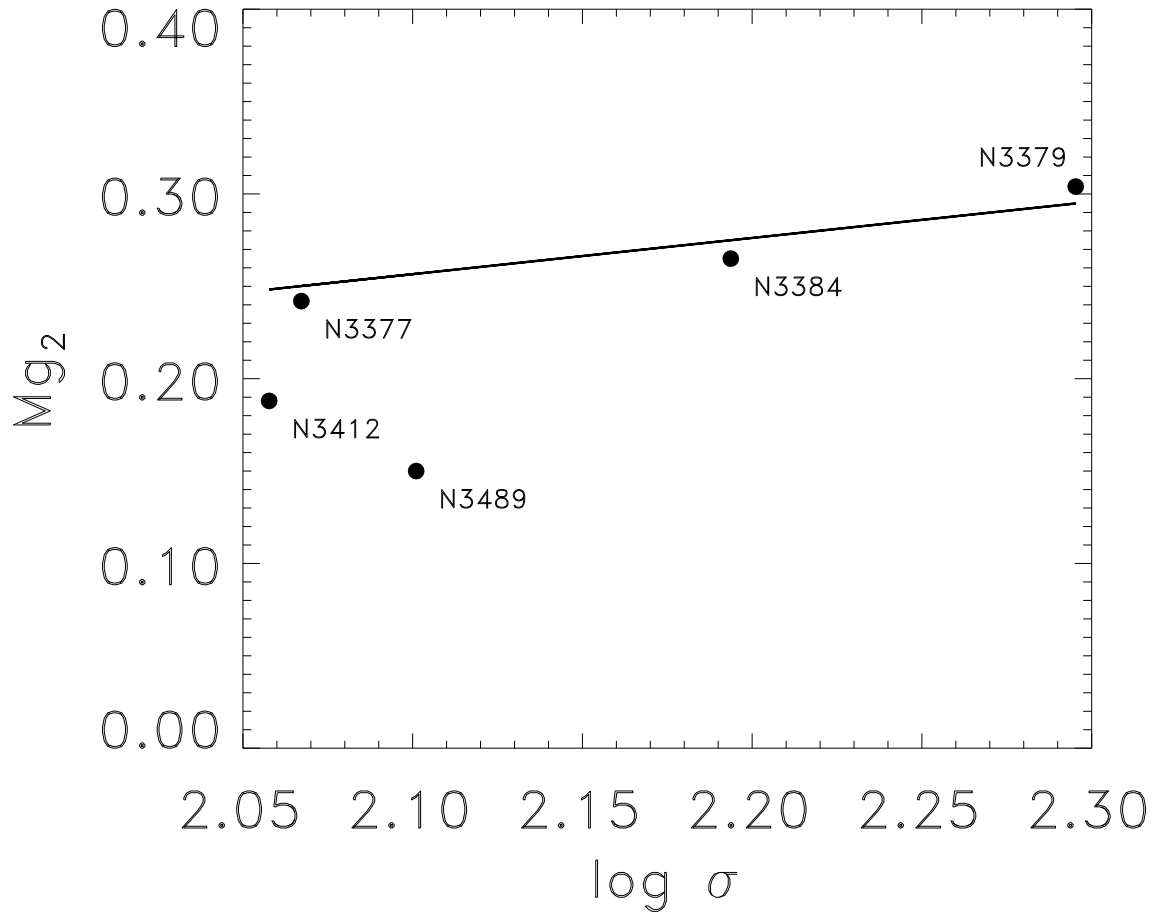


Fig. 2.— The $\log \sigma$ – Mg_2 relation. The filled circles are Leo-I galaxies, the solid line is the $\log \sigma$ – Mg_2 relation of JFK ($Mg_2 = 0.196 \log \sigma - 0.155$) and has not been fitted to the data.

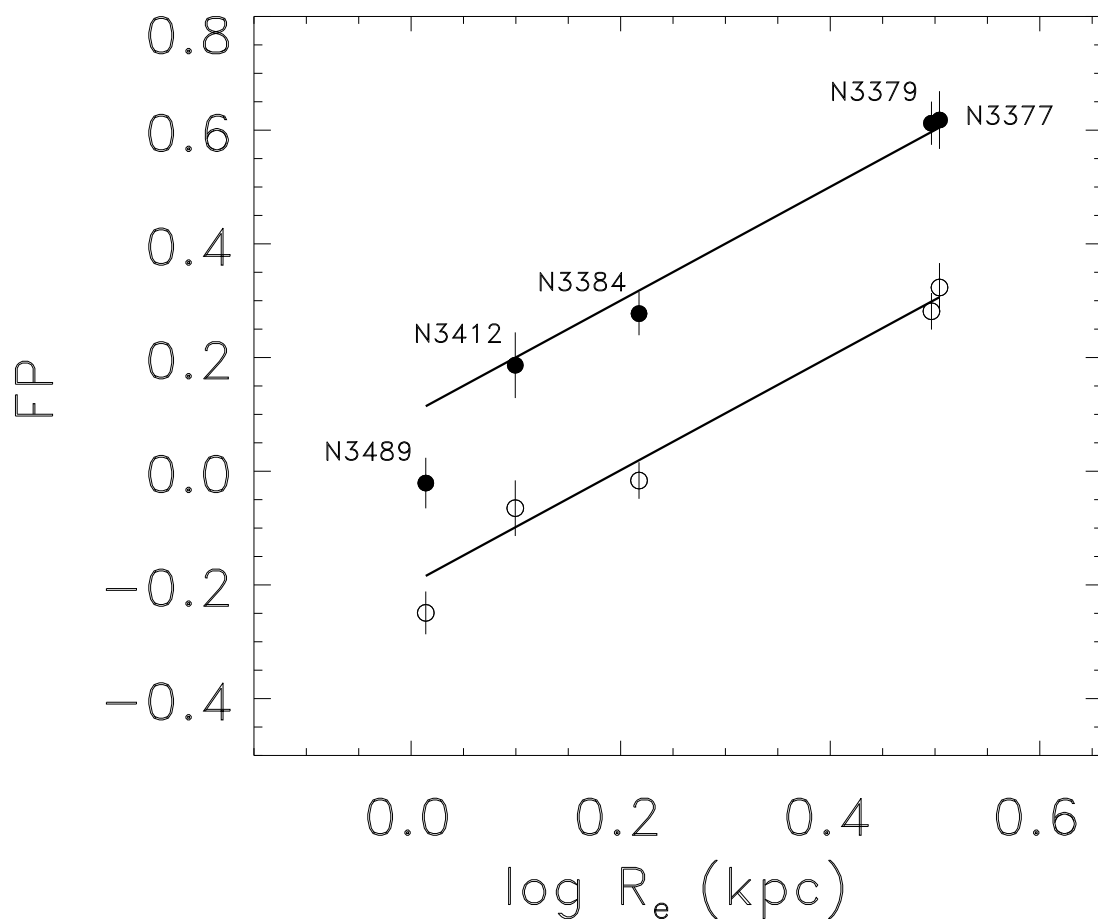


Fig. 3.— The fundamental plane in Leo-I. The filled circles are ‘classic’ $FP = 1.24 \log \sigma - 0.82 \log \langle I_r \rangle_e$ values for Leo-I galaxies, the solid line through the points is the JFK FP for the four larger galaxies. The open circles are $Mg_2\text{-}FP = 1.05 \log \sigma - 0.78 \log \langle I_r \rangle_e - 0.40 \Delta Mg_2$ values for Leo-I galaxies and the solid line through these points is the JFK $Mg_2\text{-}FP$ for the four larger galaxies.