

***N*-body Simulation of Galaxy Formation on GRAPE-4 Special-Purpose Computer**

Toshiyuki Fukushige and Junichiro Makino *
Department of General Systems Studies,
College of Arts and Sciences, University of Tokyo,
Tokyo 153, Japan
Email: fukushig@chianti.c.u-tokyo.ac.jp

Abstract

We report on recent N -body simulations of galaxy formation performed on the GRAPE-4 (Gravity Pipe 4) system, a special-purpose computer for astrophysical N -body simulations. We review the astrophysical motivation, the algorithm, the actual performance, and the price per performance. The performance obtained is 332 Gflops averaged over 185 hours for a simulation of a galaxy formation with 786,400 particles. The price per performance obtained is 4,600 dollars per Gflops. The configuration used for the simulation consists of 1,269 pipeline processors and has a peak speed of 663 Gflops.

1 Introduction

“How galaxies were formed ?” is one of the most important unsolved problems in astrophysics. Various structures in the universe, such as galaxies, are believed to be formed from small density fluctuation through the gravitational instability. The growth of instability in linear region can be calculated analytically. However, since the present galaxy is in fully nonlinear region, most of the questions we want to answer can be studied only by means of numerical simulations. These questions include: “when galaxies were formed, and which of stars and galaxies were formed first?”, “what was building blocks of galaxies?”, “what determined their morphology?, *i.e.*, how elliptical galaxies were formed ? and how spirals were formed ?”, and “how concentrated was the cores of galaxies at their birth and how they evolved?”

The dominant force that drives the galaxy formation is the gravity, although other effects such as energy dissipation through cooling of gas and energy input from supernova explosion play important roles to determine the details.

*also, Department of Information Sciences and Graphics

The N -body simulation is the most straightforward technique to follow the formation process. Initial configuration of particles is generated so that it expresses small density fluctuation in the early universe. Then, we integrate the orbit of each particle in the gravitational field made by the particles themselves. We investigate structural and dynamical properties of the simulated galaxies.

The cosmological N -body simulation has been one of grand challenge problems in computational physics. The 92' Gordon Bell prize is awarded to N -body simulations by Warren and Salmon[11]. The calculation cost of N -body simulation rapidly increases for large N because it is proportional to N^2 . This is due to the fact that the gravity is a long-range attractive force. In order to reduce the calculation costs, some fast techniques, such as the particle-mesh (PM) scheme, the particle-particle particle-mesh (P³M) scheme, the Barnes-Hut tree algorithm, have been used for this application.

However, even the largest simulations, including the one by Warren and Salmon, lack mass and spatial resolution to study properties of individual galaxies. These simulations are performed mainly to study larger scale structures, such as galaxies clusters. The simulation volume is large (more than 10 mega parsec scale). Therefore, the simulation volume contains many galaxies and the number of particles available to express one galaxy is rather small (between a few hundred and a few thousand). Such low mass resolution makes it difficult to study the structure and dynamics of individual galaxies. Moreover, the numerical error due to small N , such as two-body relaxation effect, has considerable effects on the structure.

In order to solve these difficulties, simulations that extract only a small region around a peak of density fluctuation, *i.e.*, seed of a galaxy, have been performed. For example, Dubinski and Carlberg[3] performed collapse simulations of density peak using 32,000 particles in a 2 mega parsec radius sphere.

We report simulations of an isolated galaxy formation with much higher mass and spatial resolutions. The number of particles is 786,400, while the maximum number of particles in literature is 280,000 and the typical number is 8,000-33,000. The spatial resolution is determined by softening length of the gravitational force, which is introduced to avoid numerical difficulties due to close encounters. The spatial resolution of our simulation is 140 parsec, which is ten times smaller than the minimum value used in the previous simulations.

The higher spatial and mass resolutions are necessary to investigate finer structure of central part of galaxies. Previous simulations reported that the formed galaxies had no core and had $1/r$ density cusp at a region just outside a limit of spatial resolution. Recently, similar density cusp are observed in large elliptical galaxies by the Hubble Space Telescope(*e.g.* [5]). To determine whether the simulation results is real or not, we have to perform simulations with higher mass and spatial resolutions, *i.e.*, with larger number of particles and smaller softening length. However, both cause a large increase of the computing time.

In order to perform simulations with much higher mass and spatial resolutions, we used individual timestep algorithm[1] and a special-purpose computer GRAPE-4[8][6]. The individual timestep algorithm allows us to use smaller softening such as 140 parsec without large increase of the total number of timesteps, and GRAPE-4 accelerates the individual

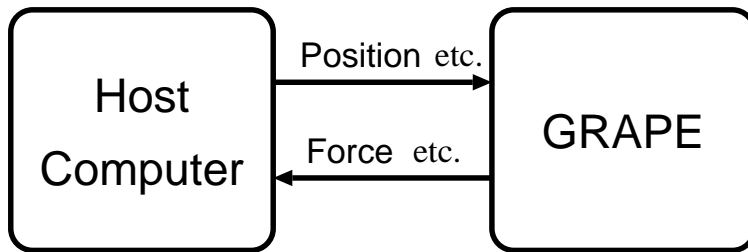


Figure 1: Basic concept of GRAPE system

timestep algorithm.

In the simulation of a galaxy formation with higher spatial resolution, the orbital timescale of particles ranges over many orders of magnitudes. For example, the orbital timescale of stars in the core of the galaxy is less than 10^6 years, while that of stars in the halo is about 10^8 years. Thus, a small number of particles require very short timesteps. In the individual timestep scheme, each particle has its own timestep Δt_i and maintains its own time t_i . To integrate the system, one first selects the particle for which the next time ($t_i + \Delta t_i$) is the minimum. Then, one predicts its position at this new time. Positions of all other particles at this time must be predicted also. Then the force on that particle from other particles is calculated following Newton's law of gravity. The position and velocity of the particle is then corrected.

In order to accelerate astrophysical N -body simulation with individual timestep algorithm, we developed a series of special-purpose hardware for the force calculation [10]. GRAPE has pipelines specialized for the calculation of interactions of between particles, which is the most expensive part of the N -body simulation. Other calculations, such as the time integration of orbits, are performed on the host computer connected to GRAPE. Figure 1 illustrates basic concept of the GRAPE system. In the simplest case, the host computer sends positions and masses of all particles to GRAPE. Then GRAPE calculates the forces between particles, and sends them back to the host computer. The GRAPE system achieved high performance on the gravitational N -body simulation through highly parallel, pipelined architecture specialized for the force calculation.

The rest of this paper is organized as follows. In section 2, we describe the GRAPE-4 system. In section 3 we present some calculation results. In section 4 and 5, we report the performance and the price per performance obtained on our simulation, respectively. In section 6, we briefly discuss on other calculations.

2 GRAPE-4 System

We briefly describe architecture of the GRAPE-4 system. GRAPE-4 is designed to run the individual timestep algorithm with very high speed. More detailed descriptions of the GRAPE-4 system are in [8]. We used 3 clusters configuration of the GRAPE-4 system, which consists of a host computer and four clusters. One cluster has one host-interface board (HIB), one control board (CB), and 9 processor boards (PB). HIB and

CB handles the communication between the processor boards and the host. The processor boards perform the force calculation. Each processor board houses 48 HARP (Hermite AcceleRator Pipeline) chips, which are custom LSI chips to calculate the gravitational force and its first time derivative.

A processor board consists of the particle data memory, one PROMETHEUS LSI chip and 48 HARP LSI chips. The particle data memory stores the data of particles which exert the force. The PROMETHEUS LSI is used to calculate the position (and velocity) of particles at a specified time. This function is necessary to use the individual timestep. The HARP LSI chips calculate the gravitational accelerations and their first time derivatives for particles. Eight HARP chips are packaged in one custom MCM package. One PB board houses 6 MCMs. We use 47 out of 48 chips for actual calculation in order to utilize MCMs with one defect chips.

The theoretical peak speed is 663 Gflops. Each clusters has 9 processor boards, and each processor board has 47 pipeline processors. The total number of pipeline processors is 1269. Each processor operates 49 floating operations in three clock cycles, and the clock frequency is 32 MHz.

3 Calculation Result

We present some results of our calculations. Here, we restrict it to illustrate time evolution of particle distribution. More comprehensive analysis of the calculation result is presented elsewhere [4]. We simulated formation of a galaxy in a 2 mega persec radius sphere with 786,400 particles. The individual particle each represents about 4.0×10^6 solar masses. The softening length is 140 persec.

We assigned the initial positions and velocities to particles in a spherical region surrounding a density peak selected from a discrete realization of density contrast field based on a standard Cold Dark Matter scenario. We performed numerical integrations of equation of motion using the Aarseth scheme[1]. The numerical integration scheme includes the 4-th order Hermite scheme ([7]) with the individual (hierarchical) timestep algorithm.

Figures 2–5 show time evolution of a collapsing halo, and are snapshots of particle distribution at redshift $z = 8.7, 5.1, 3.9,$ and $1.8,$ respectively. The times corresponding to these redshift are about 3.3%, 6.6%, 9.1%, and 20% of the age of the universe, respectively. The length of the side of box is 240 kilo persec. Figure 6 is as same as figure 5, but the length of the side of box is 24 kilo persec, which is 10 times smaller than that of figure 5.

4 Performance

We report the performance statistics for one of recent simulations on GRAPE-4. The performance numbers are based on the wall-clock time obtained from UNIX system timer on the host computer (a DEC AXP 3900). The total number of floating point operations is calculated as $49Nn$, where N is the number of particles and n is the number of individual steps. Each pairwise interaction costs 49 flops, using the Livermore Loops prescription of

1 square root = 1 division = 4 flops.

We performed the simulation from $z = 46$, where z is redshift, to 1.7, for about 2.8×10^9 years. The total number of individual steps was 5.735×10^9 . The whole simulation took 6.657×10^5 seconds, resulting in the average computing speed of 332 Gflops.

5 Price per Performance

The total price of GRAPE-4 is 150 M JYE, of which 80 M JYE is spent for the production of the hardware. Remaining 70 M JYE is spent for the designing (including the cost of design software and workstations to run the software). Price per Gflops is 0.46 M JYE, which is, with the present exchange rate of 1 dollar = 100 JYE, 4,600 dollars.

6 Comment on Other Scheme

It is difficult to use fast algorithms, such as the tree algorithm and P³M scheme, for the simulation with higher resolution because of the following two reasons. Firstly, it is difficult to implement such fast force-calculation scheme with individual time algorithm. McMillan and Aarseth [9] implemented high-accuracy tree algorithm with individual timestep. For practical number of particles, however, this code turned out to be slower than the direct method on 1-processor Cray YMP. Secondly, in such fast scheme the force is calculated with rather low accuracy. It is not clear whether we can follow the evolution of a galaxy with highly concentrated core using the calculated force with such low accuracy.

The implementation of the individual timestep algorithm on massively parallel processors is nontrivial, since the communication between nodes must be extremely fast in order to use large number of processors efficiently. The effort to implement the individual timestep algorithm on a Cray T3D has not been very successful (Rainer Spurzem and Douglas Heggie, private communication). An implementation which achieved a reasonable performance (several hundred Mflops) on CM-2 with 256 FPUs was reported recently. However, this algorithm is not scalable to larger number of processors. In addition, it requires an extremely fast broadcast mechanism.

Acknowledgment

We are grateful to Makoto Taiji for developing the GRAPE-4 system. We also thank Daiichiro Sugimoto and Toshikazu Ebisuzaki who have been leading the GRAPE project from the start. To generate initial condition, we use the COSMIC package[2] developed by Edmund Bertschinger, to whom we express our thanks. This work was supported by the Grant-in-aid for Specially Promoted Research (04102002) of the Ministry of Education, Science, and Culture.

References

- [1] S. J. Aarseth, 1985, in *Multiple Time Scales*, ed. J. U. Brackhill and B. I. Cohen (Academic Press, New York), 377.
- [2] E. Bertschinger, *COSMICS User Guide*, 1995.
- [3] J. Dubinski and R. G. Carlberg, *Astrophys. J.*, Vol. 378, p. 496, 1991.
- [4] T. Fukushige and J. Makino, in preparation.
- [5] T. R. Lauer, E. A. Ajhar, Y. Byun, A. Dressler and S. M. Faber, *Astronomical J.*, Vol. 110, p. 2622, 1995.
- [6] J. Makino and M. Taiji, in *Proceedings of Supercomputing '95*, IEEE Computer Society Press, Los Alamitos, 1995.
- [7] J. Makino and S. J. Aarseth, *Publication of Astronomical Society of Japan*, Vol. 44, p. 141, 1992.
- [8] J. Makino, M. Taiji, T. Ebisuzaki and D. Sugimoto, in *Proceedings of Supercomputing '94*, IEEE Computer Society Press, Los Alamitos, 1994, p 429-438.
- [9] S. L. W. McMillan and S. J. Aarseth, *Astrophys. J.*, Vol. 414, p. 200, 1993.
- [10] D. Sugimoto, Y. Chikada, J. Makino, T. Ito, T. Ebisuzaki and M. Umemura, *Nature*, Vol. 345, p. 33, 1990.
- [11] M. S. Warren and J. K. Salmon, in *Proceedings of Supercomputing '92*, IEEE Computer Society Press, Los Alamitos, 1992, p 570-576.

Biographical Sketch

Toshiyuki Fukushige received the B.S., M.S., and Ph. D. degrees in systems science from University of Tokyo in 1991, 1993, and 1996, respectively. In 1996 he was a postdoctoral fellow of Japan Society for the Promotion of Science at University of Tokyo. Since 1996 he has been a research associate in the Department of General Systems Studies of College of Arts and Science at University of Tokyo. His Email address is fukushig@chianti.c.u-tokyo.ac.jp and his home page is <http://grape.c.u-tokyo.ac.jp/pub/people/fukushig> .

Junichiro Makino received the B.S., M.S., and Ph. D. degrees in systems science from University of Tokyo in 1985, 1987, and 1990, respectively. From 1990 to 1994 he was a research associate at University of Tokyo. Since 1994 he has been an associate professor in the Department of Information Science and Graphics of College of Arts and Science at University of Tokyo. He is one of the winners of 1995 Gordon Bell Prize for Special-Purpose computer. His Email address is makino@chianti.c.u-tokyo.ac.jp and his home page is <http://grape.c.u-tokyo.ac.jp/pub/people/makino/index-e.html> .

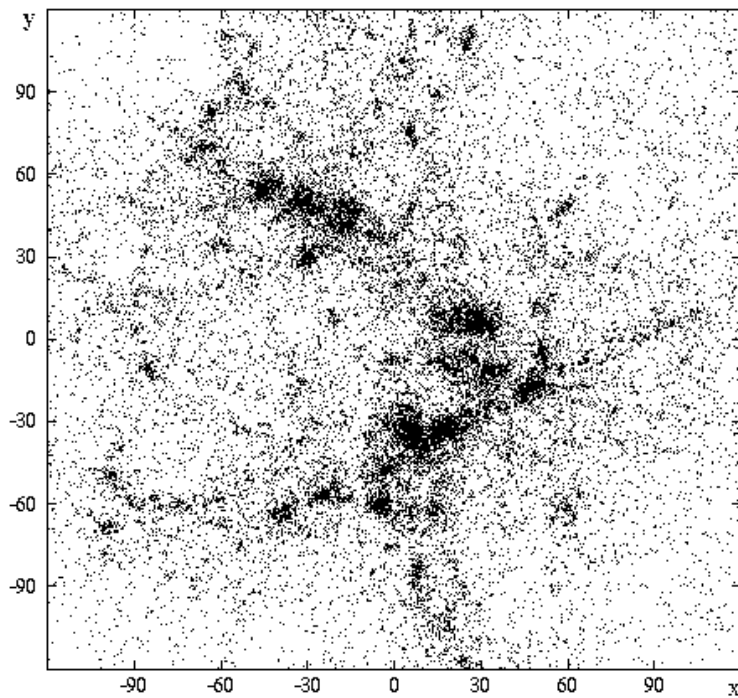


Figure 2: Snapshot of particle distribution at redshift $z = 8.7$ (3.3% of the age of the universe). The box is 240 kilo persec wide. The number of particles is 786,400. The mass and spatial resolutions are about 4.0×10^6 solar masses and 140 persec, respectively.

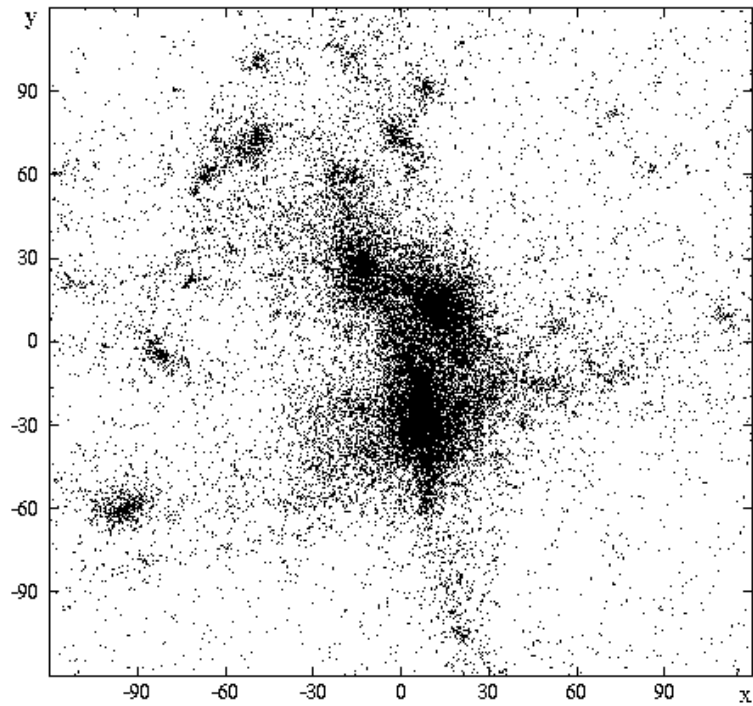


Figure 3: Same as figure 2, but at $z = 5.1$ (6.6% of the age of the universe).

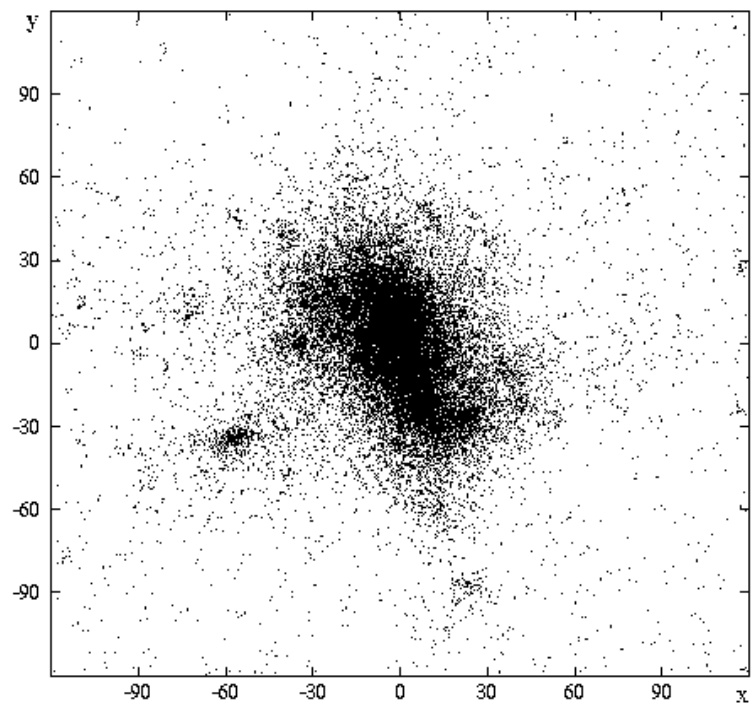


Figure 4: Same as figure 2, but at $z = 3.9$ (9.1% of the age of the universe).

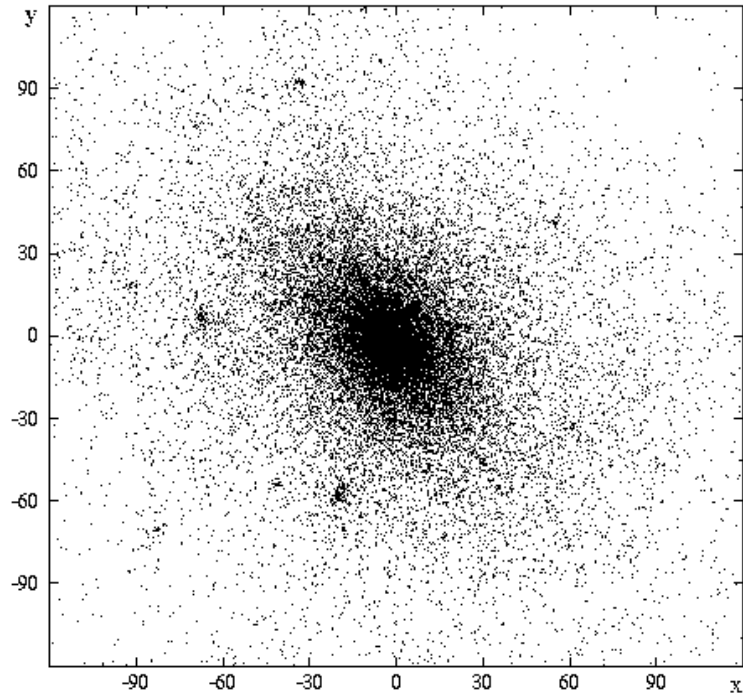


Figure 5: Same as figure 2, but at $z = 1.8$ (20% of the age of the universe).

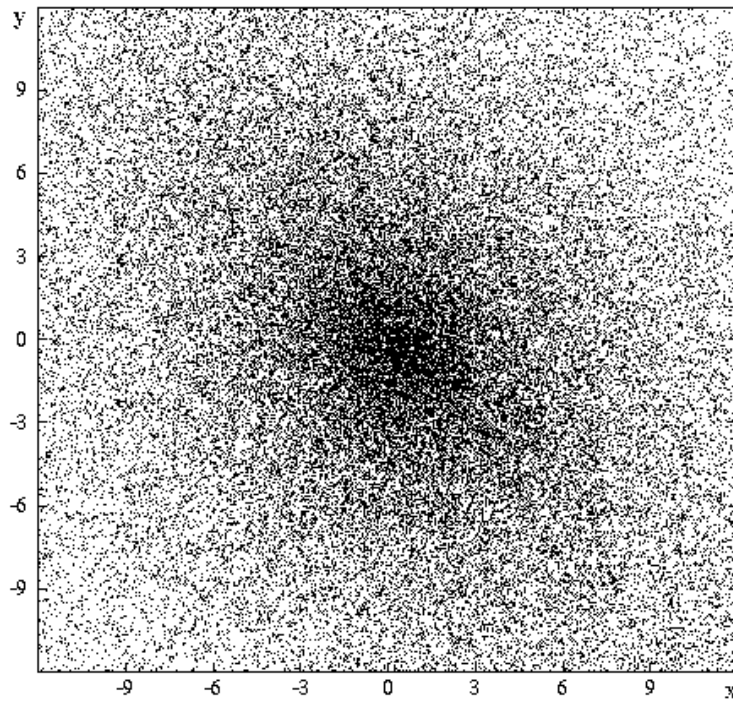


Figure 6: Same as figure 5, but the box is 24 kilo persec wide.