

## Searching for Variables in One of the WHAT Fields

A. Shporer<sup>1</sup>, T. Mazeh<sup>1</sup>, A. Moran<sup>1</sup>, G. Bakos<sup>2</sup> & G. Kovacs<sup>3</sup>

<sup>1</sup>*Wise Observatory, Tel Aviv University*

<sup>2</sup>*Hubble Fellow, Harvard-Smithsonian Center for Astrophysics*

<sup>3</sup>*Konkoly Observatory, Hungarian Academy of Sciences*

**Abstract.** We present preliminary results on a single field observed by WHAT, a small-aperture short focal length automated telescope with an  $8.2^\circ \times 8.2^\circ$  deg field of view, located at the Wise Observatory. The system is similar to the members of HATNet (<http://cfa-www.harvard.edu/~gbakos/HAT/>) and is aimed at searching for transiting extrasolar planets and variable objects. With 5 min integration time, the telescope achieved a precision of a few mmag for the brightest objects. We detect variables with amplitudes less than 0.01 mag. All 152 periodic variables are presented at <http://wise-obs.tau.ac.il/~amit/236/>.

**WHAT** is the **W**ise-observatory **H**ungarian-made **A**utomated **T**elescope, located at the Wise Observatory in Mizpe Ramon, Israel. It is operated under a collaboration between the Wise Observatory of the Tel-Aviv University and Konkoly Observatory of the Hungarian Academy of Sciences (Shporer et al. 2006). Like all other HAT telescopes (Bakos et al. 2002, 2004), WHAT is a combination of a fully automated telescope mount, a clamshell dome,  $2K \times 2K$  CCD, 200mm  $f/1.8$  Telephoto lens, RealTime Linux PC and a software environment, “ProMount”. WHAT monitors the intensity of stars in the magnitude range of  $V = 9 - 15$  in large fields of views,  $8.2^\circ \times 8.2^\circ$  each, searching for transiting planets and variable stars.

Preliminary results of variability analysis for field #236 are presented here. Located at R.A. 15:28 and Dec. +30:00, this field was observed 3892 times in a period of 162 days between Feb. 20 and Aug. 1, 2004. Observations were carried out through a single  $I$ -band filter and PSF-broadening mode, whereby the telescope is stepped on a prescribed pattern to achieve a better sampled PSF. Exposure time was 300 seconds.

Light curves of 13360 field stars, with over 2500 measurements each, were extracted using aperture photometry. Systematics were removed using the SysRem algorithm of Tamuz, Mazeh & Zucker (2005). RMS versus approximate  $V$  mean magnitude for all objects are presented in Fig. 1. The resulting scatter goes down to 4.5 milli-magnitude for the brightest objects. For 1036 objects brighter than  $V \approx 11.5$  mag the scatter is below 1% and for 2324 objects brighter than  $V \approx 12.4$  mag the scatter is below 2%.

We detected 152 periodic variables by using Analysis of Variance (Schwarzenberg-Czerny 1989) and Lomb-Scargle power spectrum (Scargle 1982). From these variables 133 are new ones. Periods range from 0.09 days to 31 days, some of them with peak-to-peak amplitude less than 0.01 mag. For the detection of periodic variables, we also used the TFA algorithm of Kovács, Bakos & Noyes (2005). In addition, by using the Alarm statistics of Tamuz, Mazeh & North

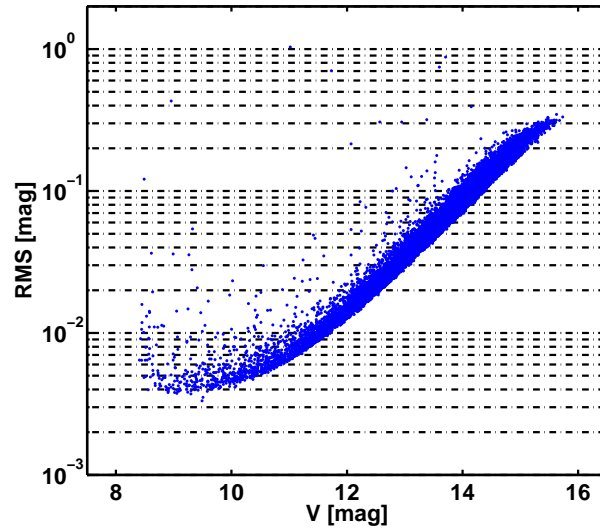


Figure 1.: Photometric results for WHAT field 236. Light curves RMS is plotted against approximate mean  $V$  magnitude.

(2006), we have identified 14 non-periodic variables – from which 10 are new discoveries.

All variables are presented at: <http://wise-obs.tau.ac.il/~amit/236/>. A few new variables are presented below. Fig. 2 presents four new eclipsing binaries, Fig. 3 presents four new pulsating variables and Fig. 4 presents two new non-periodic variables. All light curves are post-processed by SysRem (Tamuz et al. 2005).

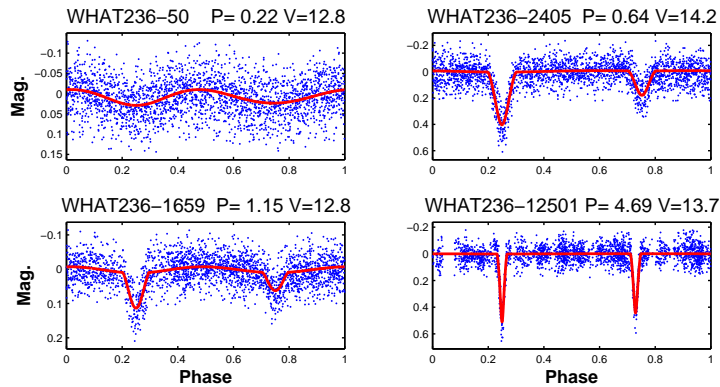


Figure 2.: Four new eclipsing binaries detected by WHAT. Continuous lines show the model fits by EBAS (Tamuz et al. 2006). Headers are, from left to right: Object internal ID, period in days and approximate mean  $V$  magnitude.

We are currently engaged with finalizing our results and processing data from additional fields. Further description of the WHAT project can be found at the WHAT homepage: <http://wise-obs.tau.ac.il/~what>.

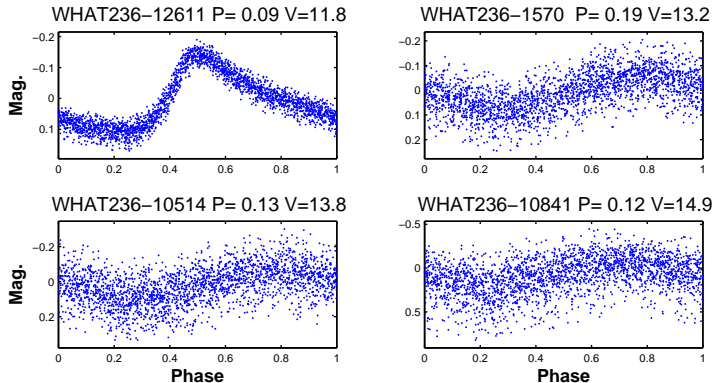


Figure 3.: Four new periodic pulsating variables detected by WHAT. Headers are as in Fig. 2.

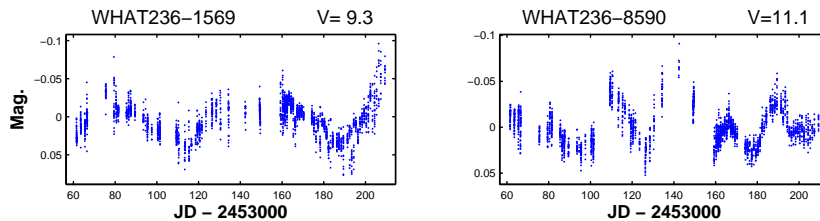


Figure 4.: Two new non-periodic variables detected by WHAT. Headers are, from left to right: Object internal ID and approximate mean  $V$  magnitude.

**Acknowledgments.** The WHAT project has been made possible by grants from the Sackler Institute of Astronomy and from the Hungarian Scientific Research Fund (OTKA M-041922, K-60750). Work of G. B. was supported by NASA through Hubble Fellowship grant HF-01170.01 awarded by the STScI, which is operated by the AURA, Inc., for NASA, under contract NAS 5-26555. This research was supported by a Grant from the G.I.F., the German-Israeli Foundation for Scientific Research and Development.

## References

- Bakos, G. Á., Lázár, J., Papp, I., Sári, P., & Green, E. M. 2002, *PASP*, 114, 974  
 Bakos, G., Noyes, R. W., Kovács, G., Stanek, K. Z., Sasselov, D. D., & Domsa, I. 2004, *PASP*, 116, 266  
 Kovács, G., Bakos, G., & Noyes, R. W. 2005, *MNRAS*, 356, 557  
 Scargle, J. D. 1982, *ApJ*, 263, 835  
 Schwarzenberg-Czerny, A. 1989, *MNRAS*, 241, 153  
 Shporer, A., Mazeh, T., Moran, A., Bakos, G., Kovacs, G., & Mashal, E. 2006, Tenth Anniversary of 51 Peg-b: Status of and prospects for hot Jupiter studies, 196  
 Tamuz, O., Mazeh, T., & Zucker, S. 2005, *MNRAS*, 356, 1466  
 Tamuz, O., Mazeh, T., & North, P. 2006, *MNRAS*, 367, 1521