

Precision cosmological measurements: independent evidence for dark energy

Greg Bothun,^{1,*} Stephen D. H. Hsu,^{1,2,†} and Brian Murray^{1,2,‡}

¹*Department of Physics, University of Oregon, Eugene, OR 97403*

²*Institute of Theoretical Science, University of Oregon, Eugene, OR 97403-5203*

Using recent precision measurements of cosmological parameters, we re-examine whether these observations alone, independent of type Ia supernova surveys, are sufficient to imply the existence of dark energy. We find that best measurements of the age of the universe t_0 , the Hubble parameter H_0 and the matter fraction Ω_m strongly favor an equation of state defined by ($w < -1/3$). This result is consistent with the existence of a repulsive, acceleration-causing component of energy if the universe is nearly flat.

The current era in cosmology seems to be the first in which local astrophysical measurements are consistent with the generally accepted large scale cosmology. To provide some historical context, consider the period from 1980 to roughly 1995. Inflation offered us a large scale model for cosmology, requiring $\Omega_{\text{total}} = 1$, which could not find verification in measurements on smaller scales. Attempts to dynamically determine Ω_{total} (e.g., [1, 2]) consistently returned results of $\Omega_{\text{total}} \sim 0.25 \pm 0.10$. This led to the notion [3] that, under the $\Omega_{\text{total}} = 1$ prior, there must be a bias between the distribution of light (e.g. galaxies) and mass (e.g. the dark matter component). Not only did the Universe have to be dark matter dominated, the distribution of that dark matter had to be significantly different than the the distribution of light. At the time, this was the only way to reconcile the small scale measurements with the large scale (inflation) requirement.

In this note we reinvestigate whether recent determinations of cosmological parameters are sufficient, by themselves, to imply the existence of dark energy – specifically, a component of energy with equation of state $w \equiv p/\rho < -1/3$. In the mid-90’s several authors [4, 5] analyzed aggregate data based on globular cluster ages, clustering of galaxies, big bang nucleosynthesis, and the Hubble constant and concluded that something like a cosmological constant might be necessary to produce a flat Universe. However, the conclusions were not definitive at the time due to the large uncertainty in the observational parameters. Our purpose is to update these earlier investigations, accounting for improvements in precision. We will argue that observations of key parameters such as the age of the universe t_0 , the Hubble parameter H_0 and the matter fraction Ω_m have become definitive in support of dark energy. One might question the need for this analysis in the post-WMAP era, but it is important to understand whether increasingly precise measurements are consistent with the concordance cosmology obtained from best fits of WMAP data. Indeed, given the dramatic nature and consequences of dark energy, it is important to understand the observational evidence for it as broadly and robustly as possible.

Despite the impressive results of the type Ia supernova

collaborations [6], it is still possible that dust [7], evolution effects [8] or exotic particle physics [9] might alter the interpretation of the extracted redshift-distance relation. For example, the axion models in [9] account for the dimness of distant supernovae by conversion of photons into axions in background galactic magnetic fields, rather than through accelerated expansion. Exotic particle physics models which are less well motivated than axions, but perhaps no more counterintuitive than the existence of dark energy itself, might in principle explain the supernova data without requiring acceleration. However, the demonstration that a dominant component of energy with $w \equiv p/\rho < -1/3$ is strongly favored by the observed values of cosmological parameters provides a direct and robust argument for acceleration.

We seek evidence for a component which has equation of state $w \equiv p/\rho < -1/3$. Recall the Einstein equation

$$\frac{\ddot{R}}{R} = -\frac{4\pi G}{3} \sum_i (\rho_i + 3p_i) . \quad (1)$$

The sign of the acceleration \ddot{R} is determined by the sign of $\sum_i (\rho_i + 3p_i)$, where the sum runs over all contributions to the energy momentum tensor. Strictly speaking, $w < -1/3$ is the threshold for a component to cause acceleration when it is the only form of energy. If other forms of energy are non-negligible the overall sign of the right hand side of (1) might still be negative (i.e., the universe is decelerating, albeit more slowly than otherwise) even in the presence of energy with $w < -1/3$. Asymptotically, though, the component with the smallest positive or most negative value of w will eventually dominate all others. We recall that a cosmological constant has $w = -1$, while a dynamical scalar model with non-zero vacuum energy typically has $-1 < w < 0$. Values of w less than -1 violate the null energy condition, and are generally associated with instabilities [10].

Analysis of the 3 year WMAP data [11] favors a negative pressure equation of state for models with constant w when constraints on the matter energy density are included (i.e., from the Sloan Digital Sky Survey or the 2dF Galaxy Redshift Survey). In this note we conduct a simpler analysis in which the priors are transparent and easy to state.

We find that best measurements of the age of the universe t_0 , the Hubble parameter H_0 and the matter fraction Ω_m are sufficient to require the existence, during some cosmologically significant epoch, of a repulsive, acceleration-causing ($w < -1/3$) component of energy, assuming the universe is nearly flat. A relation between these quantities is obtained using Einstein's equation for a Friedmann-Robertson-Walker universe. The analysis itself is not necessarily new, but it can now be applied for the very first time with stringent constraints due to recent precision measurements of the relevant cosmological parameters.

The age of the universe is given by

$$t_0 = \int_0^{R(t_0)} \frac{dR}{\dot{R}} \quad (2)$$

which yields

$$t_0 H_0 = \int_0^1 \frac{dx}{(\Omega_m x^{-1} + \Omega_{de} x^{-1-3w})^{1/2}}, \quad (3)$$

where we have taken w constant in time and neglected the radiation component as it is numerically small. We also assume flatness, which implies $\Omega_{de} = 1 - \Omega_m$, and allows us to define the integral as $I(\Omega_m, w)$. The quantities t_0 , H_0 and Ω_m then determine w .

In the more general case, where the dark energy component has time varying equation of state $w(t)$, the second term in the denominator of the integral in (3) (the dark energy term) is more complicated, having the form

$$\Omega_{de} \exp \left[\int_x^1 \frac{dx'}{x'} (1 + 3w(x')) \right]. \quad (4)$$

If $(1 + 3w(x')) > 0$ for all $x < x' < 1$, the dark energy term (4) is always decreasing with increasing x , and the denominator in (3) is larger for all x than it would be in the special case $w = -1/3$, where (4) is constant. Therefore, if the dark energy *never* exhibits a repulsive equation of state, so $w(t) > -1/3$ at all times, the integral is bounded above:

$$I(\Omega_m, w > -1/3) < I(\Omega_m, -1/3). \quad (5)$$

Similarly, we deduce

$$I(\Omega_m, w > w^*) < I(\Omega_m, w^*). \quad (6)$$

In other words, in the most general case, unless the dark energy behaved repulsively during some earlier epoch, the integral I , and hence the product $t_0 H_0$, is bounded above by $I(\Omega_m, -1/3)$. Using measured values of t_0 , H_0 and Ω_m , it is therefore possible to deduce that a repulsive epoch must have occurred. (Note an epoch with repulsive energy does not necessarily imply overall acceleration, as discussed.)

We now review the best measurements of t_0 , H_0 and Ω_m . Systematically combining the results of distinct

measurements using different techniques, each with different statistical and systematic errors, is challenging. However, our discussion at least allows a reasonable guess at current global best values and uncertainties for these quantities. Examples of more sophisticated Bayesian analysis are given in [12].

t_0 : Our approach is made possible by relatively recent measurements of t_0 with unprecedented accuracy. In the past, estimates of t_0 have been made by either using model-dependent estimates for the ages of globular clusters or through nuclear cosmochronometry. The former method has traditionally suffered from the unknown role of convection and its effects on the lifetimes of low mass/low metallicity stars. Krauss and Chaboyer [13] performed a thorough Monte Carlo analysis that includes these uncertainties, to arrive at a firm lower limit of 11.2 Gyrs for t_0 . However, t_0 as large as 15 Gyrs is still allowable. Using Thorium cosmochronometry, Sneden and Cowan [14] also find a lower limit of 11 Gyrs for t_0 but acknowledge that lower limit could range upwards by another 3-4 Gyrs. For the reasons cited, we do not use these methods or observations in construction our argument for the most probable value of t_0 .

Improvements in the precision of measuring t_0 have utilized the white dwarf cooling curve and Hubble Space Telescope measurements of the halo globular cluster M4. Measurements by Hansen et al. (2002) [15] report a value of 12.7 ± 0.7 Gyr. Hansen et al. (2004) [16] update this age to 12.1 ± 0.9 Gyr. The major source of systematic error in this analysis involves estimating the lag time between the age of the Universe and the formation of globular clusters. Numerical simulations of the Milky Way and its globular cluster system by Kravtsov and Gnedin (2005) [17] indicate that the peak formation of Globular Clusters occurs at $z = 3-5$. Using a mean formation redshift of $z = 4$ implies that Globular Clusters formed at 1.2 Gyr after the onset of the Big Bang. This then leads to a lower limit of $t_0 = 12.4$ Gyr and a mean value of $t_0 = 13.3_{-0.9}^{+1.1}$ Gyr.

H_0 : For decades, measurements of H_0 were plagued by noise and biased samples. Today, however, there is good reason to believe that we have a relatively precise measure for this parameter as well. The Hubble Space Telescope Key Project for determining the Cepheid Zero Point and subsequent distance determinations to nearby galaxies using the Cepheid Period-luminosity relationship have returned a value of 72 ± 3 km/s/Mpc [18]. The major source of systematic uncertainty in that measurement lies in the distance to the Large Magellanic Cloud (LMC), to which the zeropoint of the Cepheid Luminosity scale is anchored. Freedman and Madore [19] quote a total systematic error of ± 7 km/s/Mpc, but recent improved distance estimates for the LMC (e.g., Benedict et al. (2002) [20] and Sebo et al. [21]) have served to lower this systematic error down to ± 4 km/s/Mpc (see

Ngeow and Kangur (2006) [22]). Moreover, confidence in the precision of H_0 , as anchored by the LMC distance, is reinforced by recent measurements that are completely independent of the distance to the LMC. In the past, these kinds of measurements were also available but they had sufficiently large random error that precluded them from providing meaningful constraints on the value of H_0 as determined from traditional distance scale ladder techniques. The new observations are:

1) Using a sample of 38 X-ray clusters in combination with the Sunyaev-Zeldovich effect, Bonamente et al. (2006) [23] derive a value of $H_0 = 77.6 \pm 5$ km/s/Mpc. While there may be systematics associated with the non-spherical shape of clusters, their sample may be sufficiently large (and much larger than past samples) that this problem is removed by averaging.

2) Wang et al. (2006) [24] have examined a sample of 109 SN of type Ia and have discovered important new corrections for metallicity and absorption (by dust) in determining SN Ia peak luminosity. This recalibration leads to $H_0 = 72 \pm 6$ km/s/Mpc. An independent treatment of SN Ia has been compiled by Riess et al. (2005) [25] which yields a value of $H_0 = 73 \pm 4$ km/s/Mpc with possible systematic error of ± 5 km/s/Mpc.

3) Koopmans et al. (2003) [26] perform a detailed analysis of a gravitational lens system (from which a direct determination of the distance can be determined using a model mass distribution of the lens) to find $H_0 = 75 \pm 6.5$ km/s/Mpc.

Averaging these 5 different results together formally leads to 74 ± 2.5 km/s/Mpc (error in the mean). Direct averaging is crude, but gives a characterization of the uncertainty. Averaging over systematic errors as well, we assume $H_0 = 74 \pm 5$ km/s/Mpc in further analysis. In contrast, one could use only method 1 and 3 above (as they completely circumvent the LMC distance problem) to obtain 76 ± 6 as the relevant range.

Ω_m : In contrast, Ω_m remains the most weakly constrained cosmological observable. There are two reliable methods of measurement: dynamical determinations based on infall to clusters of galaxies and/or the nature of large scale structure (e.g., Bothun et al. [27]) or by fitting the Hubble diagram to distant objects. In the first case, an unbiased and fairly large sample is needed for precision; in the second case, accurate distance measurements of intermediate redshift galaxies are required, and such measurements are ultimately based on the supernova luminosity scale. In principle, Ω_m is highly constrained by the multi-parameter maximum likelihood fit to the WMAP data; but this is an indirect determination of Ω_m (as well as t_0) In the spirit of this analysis, we seek to use values of Ω_m that have been directly determined.

Note, though, that Ω_m is now usually determined by assuming a flat Universe as a prior constraint. For instance, a recent accurate determination of Ω_m results

from analysis of the power spectrum of galaxy clustering. Assuming a flat Universe, Sanchez et al. (2006) [28] find $\Omega_m = 0.237 \pm 0.02$. In addition, Mohayee and Tully (2005) [29] revisit the peculiar velocities of galaxies in the Local Supercluster to derive $\Omega_m = 0.22 \pm 0.02$. Schindler (2002) [30] summarizes all techniques to determine Ω_m (including the more unreliable approaches such as the X-ray cluster luminosity function, weak gravitational lensing, or galaxy cluster evolution). That summary yields a modal value of $\Omega_m = 0.3$ (which is likely a realistic upper limit given the WMAP model) but also shows that most large scale structure studies yield values of Ω_m in the range 0.20 - 0.25 (which is consistent with the work done in the 1980s). Averaging together the Sanchez et al. and Mohayee and Tully studies produces a well constrained value of $\Omega_m = 0.23 \pm 0.02$. For discussion below we take a conservatively large range for Ω_m , assuming 0.15 - 0.25 to be a one standard deviation range about the central value.

Results: In Fig. 1, we plot $I(\Omega_m, w)$ for $\Omega_m = .15, .20$ and $.25$. $\Omega_m = .15$ corresponds to the curve with the largest values of $t_0 H_0$. Taking $t_0 = 12.4$ Gyr and $H_0 = 69$ km/s/Mpc, which are each one standard deviation below the favored (central) values in our assumed error model, we obtain $t_0 H_0 = .9$, which corresponds to the grey horizontal line in the figure. The implications can be read directly from the figure. If w was always greater than $-1/3$, then some or all of our parameters must be well below their central values.

From Fig. 1, we see that taking t_0 , H_0 and Ω_m to each be one standard deviation below their central value (so, $t_0 = 12.4$ Gyr, $H_0 = 69$ km/s/Mpc and $\Omega_m = .15$), an epoch with $w < -.4$ or so is required, which is just negative enough to imply acceleration ($\dot{R} > 0$). Taking $t_0 = 12.4$ Gyr and $\Omega_m = .15$, one would have to, e.g., push H_0 below 67 km/s/Mpc to have $w > -1/3$, and below 50 km/s/Mpc to have $w > 0$ (no negative pressure).

We compute the likelihood of no epoch with $w < w^*$ (for given w^*) as follows. First, we assume uncorrelated Gaussian errors in all three parameters: $t_0 = 13.3 \pm 1$ Gyr, $H_0 = 74 \pm 5$ km/s/Mpc and $\Omega_m = .2 \pm .05$ (all one standard deviation). That is, we assume that the probability distribution for the actual value each of parameter is normal, with maximum at the central value and standard deviation given by the error estimate. We then compute, for a particular value of w^* , the total probability that the parameters take on values for which inequality (6) is satisfied. In practice, this was done using Monte Carlo.

The results are displayed in Fig. 2 (top curve). Using this error model the probability of no epoch with $w < -1/3$ is less than 4 percent. This is an *overestimate* of the likelihood, since the model allows values of, e.g., t_0 which are much too low: $t_0 = 12.4$ Gyr is more plausibly interpreted a strict minimum than minus one standard

deviation from the central value. Modifying the error model so that values of $t_0 < 12.4$ Gyr are not allowed reduces the likelihood of no epoch with $w < -1/3$ to about 1.3 percent. This is represented by the middle curve in Fig. 2. Adding a similar constraint that $\Omega_m > .15$ leads to the lowest curve in the figure, and a likelihood of no epoch with $w < -1/3$ of about 0.8 percent. Fig. 3 is identical to Fig. 2 except that we have increased the one standard deviation error for H_0 to ± 7 km/s/Mpc; the existence of dark energy is still strongly favored.

We conclude that, unless systematic errors are significantly larger than currently recognized, best measurements of the age of the universe t_0 , the Hubble parameter H_0 and the matter fraction Ω_m strongly favor the existence of a repulsive dominant energy component, also known as dark energy. These observations are independent of type Ia supernova surveys: specifically, they are not sensitive to uncertainties [7, 8, 9] which affect the direct measurement of the distance-redshift relation at large z .

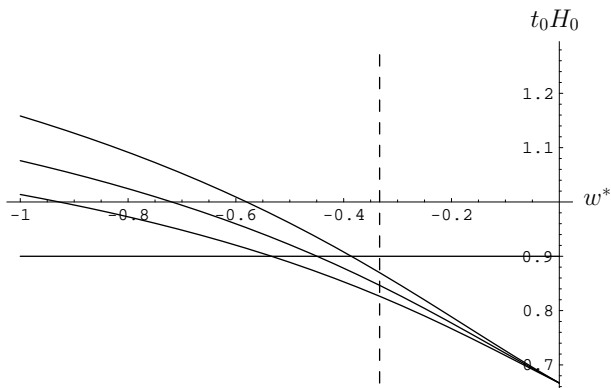


FIG. 1: Curves in the $w - t_0 H_0$ plane, each of which is an upper bound on $t_0 H_0$, for $\Omega_m = .25, .20, .15$. The allowed region is between the top and bottom curves, and above the horizontal line $t_0 H_0 = 0.9$. This requires w less than $-1/3$.

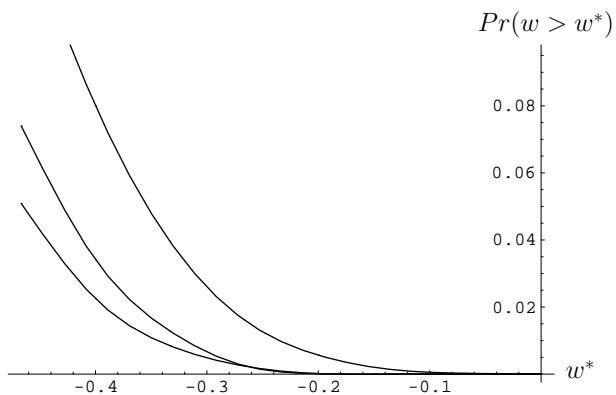


FIG. 2: Probability that w was always greater than w^* for a range of w^* and various cuts on t_0 and Ω_m . See text for details.

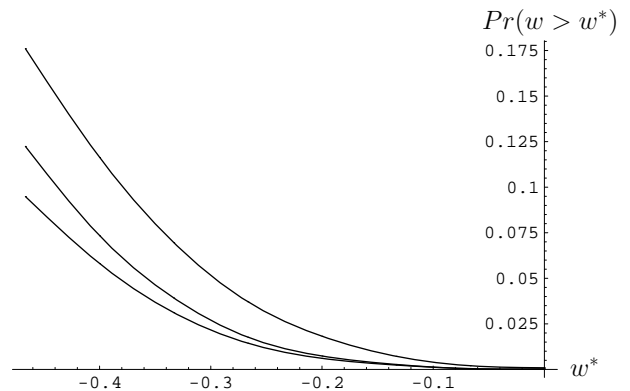


FIG. 3: Same as Fig. 2 except with larger Hubble uncertainty: $H_0 = 74 \pm 7$ km/s/Mpc.

ACKNOWLEDGEMENTS

The authors thank P. Corasaniti for clarification of his work in [7]. S. H. and B. M. are supported by the Department of Energy under DE-FG02-96ER40969.

* Electronic address: bigmoo@gmail.com

† Electronic address: hsu@uoregon.edu

‡ Electronic address: bmurray1@uoregon.edu

- [1] M. Aaronson et al., The Astrophysical Journal 302, 536 (1986).
- [2] G. Bothun et al., The Astrophysical Journal 395,349 (1992).
- [3] M.A. Stauss and J.A. Willick, Physics Reports 261,271 (1995).
- [4] J. P. Ostriker and P. J. Steinhardt, Nature **377**, 600 (1995); L. M. Krauss and M. S. Turner, Gen. Rel. Grav. **27**, 1137 (1995) [arXiv:astro-ph/9504003].
- [5] G. Bothun, Modern Cosmological Observations and Problems, Taylor and Francis (1998).
- [6] Clocchiatti *et al.*, The Astrophysical Journal 642, 1 (2006); Choudhury T. and Padmanabhan T., Astronomy and Astrophysics 429, 807 (2005); Riess, A. *et al.*, The Astrophysical Journal 607, 665 (2004); Tonry J. *et al.*, The Astrophysical Journal 594, 1 (2003).
- [7] Aguirre, A. and Haiman, Z., The Astrophysical Journal 532, 28 (2000); Xilouris, E. *et al.*, The Astrophysical Journal Letters 651, 107 (2006); Inoue, A. and Kamaya, H., Monthly Notices Royal Astronomical Society 350, 729 (2004); Corasaniti, P., Monthly Notices Royal Astronomical Society 372, 191 (2006).
- [8] Sullivan, M. *et al.*, The Astrophysical Journal 548, 868 (2006); Riess, A. and Livio, M., The Astrophysical Journal 648, 884 (2006).
- [9] C. Csaki, N. Kaloper and J. Terning, Phys. Rev. Lett. 88, 161302 (2002)
- [10] R. V. Buniy, S. D. H. Hsu and B. M. Murray, Phys. Rev. D 74, 063518 (2006); R. V. Buniy and S. D. H. Hsu, Phys. Lett. B 632, 543 (2006); S. D. H. Hsu, A. Jenkins and M. B. Wise, Phys. Lett. B 597, 270 (2004).
- [11] D. N. Spergel *et al.*, arXiv:astro-ph/0603449.

- [12] Jaffe, A. H., *The Astrophysical Journal* 471, 24 (1996); Liddle, A. R. *et al.*, *Phys. Rev. D* 74, 123506 (2006).
- [13] Krauss, L. and Chaboyer, B., *Science* 299, 65 (2003).
- [14] Sneden, C. and Cowan, J., *The Seventh Texas-Mexico Conference on Astrophysics* 10, 221 (2001).
- [15] Hansen, B. *et al.*, *The Astrophysical Journal Letters* 574, 155 (2002).
- [16] Hansen, B. *et al.*, *Astrophysical Journal Supplements* 155, 551 (2004).
- [17] Kravtsov, A. and Gnedin, O., *The Astrophysical Journal* 623, 650 (2005).
- [18] Freedman *et al.*, *The Astrophysical Journal* 553, 47 (2001); Kanbug *et al.*, *Astronomy and Astrophysics* 411, 361 (2003).
- [19] Madore B. and Freedman W., *Lecture Notes in Physics* 635, 1 (2003).
- [20] Benedict, G. *et al.*, *The Astronomical Journal* 124, 1695 (2002).
- [21] Sebo, K. *et al.*, *Astrophysical Journal Supplements* 142, 71 (2002).
- [22] Ngeow, C. and Kangur, S., *The Astrophysical Journal*, 650, 180 (2006).
- [23] Bonamente, M. *et al.*, *The Astrophysical Journal* 647, 25 (2006).
- [24] Wang, X. *et al.*, *The Astrophysical Journal* 645, 488 (2006).
- [25] Riess, A. *et al.*, *Bulletin of the American Astronomical Society* 207, 10180 (2005).
- [26] Koopmans, L., *The Astrophysical Journal* 595, 712 (2003).
- [27] Bothun, G. *et al.*, *The Astrophysical Journal* 395, 347 (2002); Bothun, G. *et al.*, *The Astrophysical Journal* 388, 253 (2002).
- [28] Sanchez, A. *et al.*, *Monthly Notices Royal Astronomical Society* 366, 189 (2006)
- [29] Mohayaee, R. and Tully, B., *The Astronomical Journal* 130, 1502 (2005).
- [30] Schindler, S., *Space Science Reviews* 100, 299 (2002).