

HIGHEST-RESOLUTION RADIO ASTRONOMY: THE QUEST FOR THE BLACK HOLE

J.A. Zensus, T.P. Krichbaum, S. Britzen

*Max-Planck-Institut für Radioastronomie, Auf dem Hügel 69, 53 121 Bonn,
GERMANY*

Abstract: Radio observations with Very Long Baseline Interferometry (VLBI) provide the highest resolution in astronomy. Combining earth-bound with space-based telescopes and advancing the observations to mm-wavelengths increases the resolution even further. These methods enable us to probe directly the vicinities of the presumed central black holes in active galactic nuclei (AGN) and the powerful jets emanating from these objects. We provide a brief review of recent results in this exciting research domain and we discuss the opportunities for future work possible with the advent of new instrumental developments.

1 Studies of Active Galactic Nuclei with VLBI

In recent years, our view on AGN has changed from being radio-dominated to multi-wavelength. With the performance of extensive surveys in different wavebands (e.g. SDSS, deep X-ray surveys), the starting of the operation of new earth- and ground-based telescopes (e.g. VLTI, CHANDRA, HESS), and the advent of fascinating powerful new observational possibilities like SKA, ALMA, and GLAST in the foreseeable future, extragalactic astrophysics is faced with unprecedented possibilities for research. Different aspects of astrophysics – formerly strictly separated – now fruitfully combine and provide us with new insights into evolutionary processes in our universe. Active galactic nuclei, the growth of the black holes and their evolution within the surrounding galaxies might closely be connected with the evolution of the universe itself. An association between galaxy interactions and AGN (e.g. Bahcall et al. [1997]) seems to be likely although the details of a possible AGN-activity cycle are not yet proven. However, it seems possible that e.g. quasar hosts involved in recent collisions are not only common, but perhaps ubiquitous. It has been speculated that super-massive black holes (SMBH) may be fed or even formed in galaxy-merging events (e.g. Kauffmann & Haehnelt [2000]).

Investigating the *AGN-phase* requires combining deep interferometric monitoring of the radio jets with continuous observations of the flux-density evolution across the wavelength regime in order to locate the emission regions.

1.1 Pc-scale jets

In recent years observers have made great progress in mapping (with interferometric techniques) the morphologies and the evolution of jets in AGN from cm- down to mm-wavelengths and measuring the emission over a wide range of luminosities which presently cover eight orders of magnitude. Dedicated campaigns for prototypical objects (e.g. Mkn 421, 3C 279, S5 0716+71) have combined simultaneous observations across the wavelength regimes with detailed VLBI monitoring of the structural evolution. Approaches to also obtain statistically valid kinematic fundamentals for AGN led to major surveys, such as the 2cm survey (e.g. Kellermann et al. [2004]), and the CJF survey at 6cm wavelength (Britzen et al. [2006]). A comparison of the results of the two surveys suggests higher average apparent velocities in the jets of AGN with higher observing frequencies (Jorstad et al. [2001], Kellermann et al. [2004], Britzen et al. [2006]). In addition to the observed faster apparent motions, bending seems to be more pronounced at higher frequencies (e.g. Britzen et al. [2000]). Despite the wealth of kinematic information derived so far, it is still unclear how the kinematic properties at different radio frequencies are related. In a growing number of jets upstream motions, slow moving and quasi-stationary components trailing superluminal features have been observed (e.g. Gómez et al. [2001]; Kellermann et al. [2004]; Britzen et al. [2006]). Relativistic hydrodynamic simulations of jets explain these as a complex combination of phase motions and interactions between perturbations and the underlying jet and/or ambient medium. Jet components should no longer be regarded as related to fluid bulk motions alone, and *component* motions depend on the angular resolution with which the jet is observed, since different beam sizes probe different jet structures. The proper identification of phase motions requires high time sampling of the jet emission structure. Sparse time sampling fails to detect e.g. reconfinement shocks as in 1803+784 (Britzen et al. [2005]). Curved jet structures and “wiggling” jets seem to be the rule and straight jets the minority (e.g. Britzen et al. [2006]). Some of the bent jets seem to result from helical structure and components are ejected at different position angles with time. A precessing jet nozzle is capable of explaining these observations and can result from different physical mechanisms, such as a precession of the accretion disk (e.g., Linfield [1981]) or fluid-dynamical instabilities in the interface between the jet material and the surrounding medium (Hardee [2004] and ref. therein).

Disk precession can be driven by a companion super-massive black hole or another massive object (Stirling et al. [2003]). Alternative possibilities include the precession of the disc as an intrinsic property of the accretion system (Lai [2003]; Liu & Melia [2002]). Models of super-massive binary black holes provide an attractive scenario to explain the observed properties based on our current concept of hierarchical structure formation in the universe as shown below.

1.2 Curved jet structures and Binary Black Holes

The expected frequent mergers of galaxies over the course of their formation and cosmological evolution must lead to the formation of super-massive binary black holes (e.g. Milosavljevic & Merritt [2001]). The observation of a luminous accreting binary AGN in the merging galaxy NGC 6240 (Komossa et al. [2003]) can provide an important test of this scenario. Black hole binary mergers could be responsible for many or most quasars according to Gould & Rix [2000]. Detecting more such binary systems is therefore of great interest for key topics in astrophysics ranging from galaxy formation to activity in galaxies. Here, the expected number of systems based on hierarchical galaxy merger models and activity models is large (up to 40% of bright ellipticals, Haehnelt & Kauffmann [2002]). In accordance with other independent groups we presented evidence that these systems can be identified by periodicities observable in different wavelength regimes, e.g., repeated flares in the light curves (e.g. optical, X-rays, γ -rays), and helicities in the motions in radio jets as derived from the curvature of jet motions (e.g. Britzen et al. [2001], Lobanov & Roland [2005]).

1.3 The unknown

Despite much observational effort and success in cm- and mm-VLBI, impressive progress in theoretical modeling and simulations of magnetohydrodynamical jets, several questions concerning the black hole/jet connection remain unsolved:

- how are the powerful radio jets of AGN launched?
- where is the foodpoint of the jet and how can we detect it?
- what is the relation between accretion disk, black hole, magnetic fields and winds?
- what is the spin of a black hole (Sgr A* in particular)?
- does the spin of the black hole influence the radio jet?

With future VLBI experiments we can hope to address at least some of these questions.

2 mm-VLBI: current status and challenges

Very Long Baseline Interferometry at millimeter wavelengths (mm-VLBI) allows to image compact galactic and extragalactic radio sources with micro-arcsecond resolution, unreached by other astronomical observing techniques. Future global VLBI at short millimeter wavelengths therefore should allow to map the direct vicinity of the super-massive black holes located at the centers of nearby galaxies with a spatial resolution of only a few to a few ten gravitational radii. With the lower intrinsic self-absorption at these short wavelengths, mm-VLBI opens a direct view onto the often jet-producing "central engine".

In the following we report on new developments in mm-VLBI, with emphasis on experiments performed at the highest frequencies possible to date. We demonstrate that global VLBI at 150 and 230 GHz now is technically feasible and yields source detections with an angular resolution as high as $25 - 30 \mu\text{as}$. The combination of the existing mm-/sub-mm telescopes with future telescopes (e.g. APEX, SMA, CARMA, ALMA, LMT, etc.) will improve present day imaging capabilities by a large factor. Within the next decade, one therefore could expect direct images of galactic and extragalactic (super-massive) black holes and their emanating outflows.

2.1 Imaging the Jet Base of M87 with $20 R_S$

The Global mm-VLBI Array (GMVA)¹ is operational since early 2000. At 86 GHz ($\lambda = 3.5 \text{ mm}$), it combines the European antennas (Effelsberg 100 m, Pico Veleta 30 m, the phased Plateau de Bure Interferometer 6x15 m, Onsala 20 m, Metsähovi 14 m) with the VLBA. With the participation of the two sensitive IRAM telescopes and the 100 m Effelsberg telescope, the array sensitivity is improved by a factor of 3–4, when compared to the VLBA alone. For compact galactic and extragalactic radio sources, the GMVA provides VLBI images with an angular resolution of up to $40 \mu\text{as}$. As an example, we show in Fig. 1 a new global-VLBI image of the inner jet of M87 at 86 GHz (taken from Krichbaum et al. [2005]). At a distance of 18.7 Mpc, the angular resolution of $300 \times 60 \mu\text{as}$ corresponds to a spatial scale of 30×6 light days, or 100×20 Schwarzschild-radii (assuming $3 \times 10^6 M_\odot$ for the SMBH). The existence of a

¹web link: http://www.mpifr-bonn.mpg.de/old_mpifr/div/vlbi/globalmm

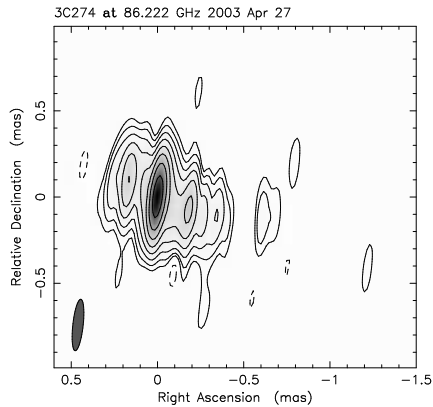


Figure 1: VLBI image of M87 (3C 274) obtained in April 2003 at 86 GHz with the Global mm-VLBI Array (Krichbaum et al. [2005]). Contour levels are -0.5, 0.5, 1, 2, 4, 8, 16, 32, and 64 % of the peak flux of 0.79 Jy/beam. The beam size is 0.30 x 0.06 mas, $pa = -6.3^\circ$. The identification of the easternmost jet component as VLBI core or as part of a counter-jet is still uncertain.

fully developed jet on such small spatial scales gives important new constraints for the theory of jet formation and may even indicate rotation of the central SMBH (via comparison with the width of the light cylinder).

2.2 VLBI observations of Sgr A* at 3, 2, and 1 mm wavelength

With VLBI at centimeter wavelengths, the compact radio source Sgr A* in the center of our Galaxy exhibits a scatter-broadened point like image. Above $\lambda \geq 1.3$ cm, Sgr A* appears stationary, i.e. non-variable with time (e.g. Alberdi et al. [1993]; Lo et al. [1993]; Lo et al. [1998]; Marcaide et al. [1999], and references therein). Early VLBI observations at $\lambda = 7$ mm gave first hints that towards shorter wavelengths the source structure may be resolved and that the measured source size is larger than the scattering size (Krichbaum et al. [1992]). Better 7 mm VLBI experiments, performed with more stations and higher sensitivity, now confirm an elliptical, point-like brightness distribution, with the major axis of the ellipsoid being slightly larger than the scattering size (Lo et al. [1998], Bower et al. [2004]). Since interstellar scattering effects vanish towards shorter wavelengths, VLBI observations at short millimeter wavelength provide the unique opportunity to image the ‘underlying’ and from scintillation not affected, *intrinsic* source structure.

Results at 3 mm: From the early 1990’s onwards, Sgr A* was repeatedly observed with VLBI at 3.5 mm (86 GHz) in various array configurations, using European, American and global VLBI arrays (Krichbaum et al. [1994]; Rogers et al. [1994]; Doeleman et al. [2001]; Shen et al. [2005] and reference therein). In Fig. 2 we show one of the early maps obtained from global VLBI at 86 GHz, which reveals a partially resolved point source, similar to the re-

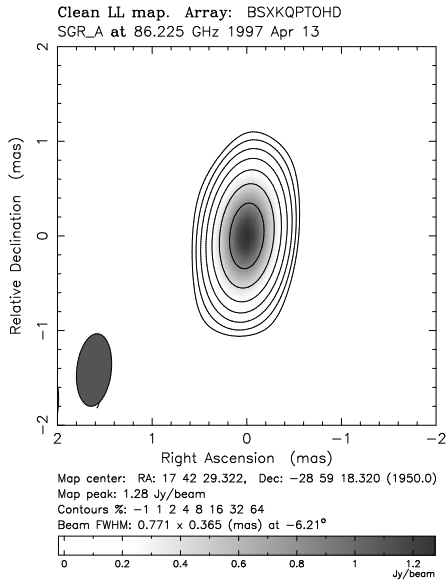


Figure 2: Probably the first 86 GHz VLBI image of Sgr A*, as observed in April 1997 (image from Krichbaum et al. [2006]). The participating antennas are: Effelsberg (100 m), Pico Veleta (30 m), Haystack (37 m), Quabbin (14 m), Pie Town (25 m), Kitt Peak (12 m), Owens Valley (5 x 10 m). A circular Gaussian parameterizes Sgr A* with flux density $S = 1.73 \pm 0.25$ Jy and size $\theta = 0.28 \pm 0.08$ mas.

cently published VLBA image (Shen et al. [2005]). At mm-wavelengths, the accurate determination of flux density and size is often affected by calibration uncertainties (low source elevation on the northern hemisphere, atmospheric opacity variations). This requires special observing and calibration methods. In parallel to the ongoing research with the VLBA (see Shen et al. [2005]), we have continued to observe Sgr A*, using the sensitive and large antennas at MPIfR (Effelsberg 100 m telescope) and at IRAM (Pico Veleta 30 m, Plateau de Bure 6×15 m). With baseline lengths in the range of $\sim 750 - 1700$ km, and a detection sensitivity of ~ 50 mJy (7σ , 512 Mbit/sec) per baseline, this array measures the visibility amplitudes and (closure-) phases with particular high SNR (in October 2005, Sgr A* was detected with $\text{SNR} \leq 96$). The measured sizes obtained with this European mm-VLBI array agree well with similar results obtained at the VLBA and show a point source (zero closure phase) with a FWHM size in the range of $\sim \theta = 0.2 \pm 0.05$ mas, clearly indicating that at 86 GHz ($\lambda = 3.5$ mm) the source is larger than the extrapolated scattering size (see Fig. 3, see also Krichbaum et al. [2006]).

Results at 2 mm and 1 mm: VLBI observations at wavelengths shorter than 3 mm are still difficult and are limited by the number of available radio telescopes and their sensitivity. In a pilot VLBI experiment at 147 GHz (2 mm), Sgr A* was detected with a signal-to-noise ratio of ~ 7 on the short (85 M λ) baseline between the Arizona telescopes Kitt Peak (KP, 12 m) and the Heinrich-Hertz telescope (HHT, 10 m) (Krichbaum et al. [2002]). This detection resulted in an upper limit of the size of ≤ 0.7 mas, fully consistent with the measured sizes at 3 mm and 1.4 mm. So far, all attempts to observe

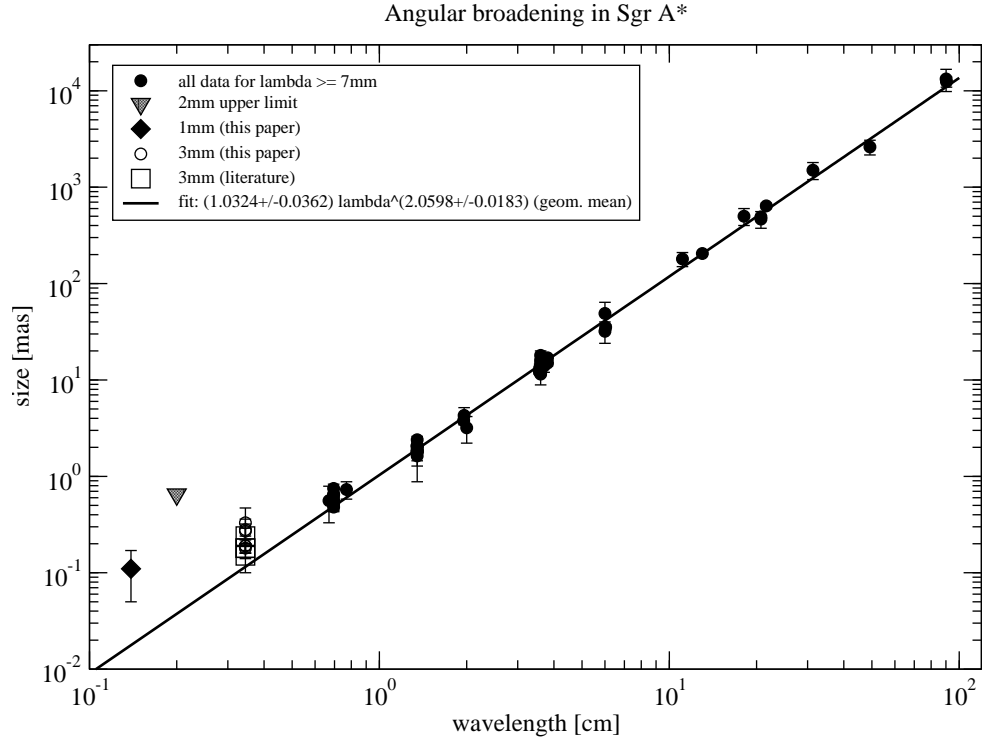


Figure 3: Angular size of Sgr A* plotted versus wavelength. The line denotes a fit ($a\lambda^\beta$), excluding the short wavelengths $\lambda \leq 7\text{mm}$, which are not affected by interstellar scattering. The fit parameters a , β are given inside the figure. Published 3mm measurements are plotted as open squares, new 3mm data (Krichbaum et al. [2006]) by open circles. New measurements at 2mm (shaded triangle, an upper limit) and 1.4mm (diamond) are also shown.

Sgr A* with global VLBI at wavelengths shorter than 2mm failed mainly due to weather and technical problems. This leaves the 1.4mm VLBI observation performed in March 1995 with the two IRAM telescopes still as the only one, in which Sgr A* was detected in the 1mm band (Krichbaum et al. [1998]). Based on a more accurate knowledge of the total flux density at 215GHz, Krichbaum et al. [2006] derived a new value of the source size: $\theta = (110 \pm 60)\mu\text{as}$. This corresponds to a linear size of only $R_S = 11 \pm 6$ Schwarzschild radii. The size measurements at 2mm and 1.4mm are shown in Fig. 3. It is obvious that future 2mm and 1mm VLBI experiments are necessary, to confirm these results and provide more accuracy. If Sgr A* can be detected with 1mm-VLBI on long, inter-continental baselines, images of its intrinsic structure will be made with a spectacular angular resolution of only a few Schwarzschild radii.

3 State of the art: VLBI at 2 and 1 mm

A convincing demonstration of the feasibility of VLBI at wavelengths shorter than 3 mm was made at 2 mm (147 GHz) in 2001 and 2002 (Greve et al. [2002]; Krichbaum et al. [2002]). These first 2 mm-VLBI experiments resulted in detections of about one dozen quasars on the short continental and long transatlantic baselines (participating telescopes: Pico Veleta - Spain; Metsähovi - Finland; Heinrich-Hertz and Kitt Peak telescope - Arizona, USA). A big success was the detection of 3 quasars on the 4.2 G λ long transatlantic baseline between Pico Veleta and the Heinrich-Hertz Telescope: NRAO150 (SNR=7), 1633+382 (SNR=23) and 3C 279 (SNR=75) (Krichbaum et al. [2002]). Motivated by this success, the observations were repeated in April 2003, this time at 1.3 mm (230 GHz) (Krichbaum et al. [2004]). Now also the phased IRAM interferometer on Plateau de Bure (France) participated. On the 1150 km long baseline between Pico Veleta and Plateau de Bure the following sources were detected: NRAO 150, 3C 120, 0420-014, 0736+017, 0716+714, OJ 287, 3C 273, 3C 279, and BL Lac. On the 6.4 G λ long transatlantic baseline between Europe and Arizona fringes for the quasar 3C 454.3 (SNR=7.3) were clearly seen. For the BL Lac object 0716+714, however, only a marginal detection (SNR=6.8) was obtained. These transatlantic detections mark a new record in angular resolution in Astronomy (size < 30 μ as). They indicate the existence of ultra compact emission regions in AGN even at the highest frequencies (for 3C 454.3 at $z=0.859$, the rest frame frequency is 428 GHz). So far, we find no evidence for a reduced brightness temperature of the VLBI-cores at mm-wavelengths, however some variability is possible.

4 Future prospects: Approaching the Black Hole

In order to approach the black hole, the angular resolution will have to be increased even further. The angular resolution of radio interferometric observations can be improved either by increasing the separation between the radio telescopes (longest baseline), or by observing at shorter wavelengths. We describe both attempts for the future in the following.

4.1 mm-VLBI: new telescopes

Good quality micro-arcsecond resolution VLBI images of the nuclei of galaxies will require an increased array sensitivity and better uv-coverage. The ongo-

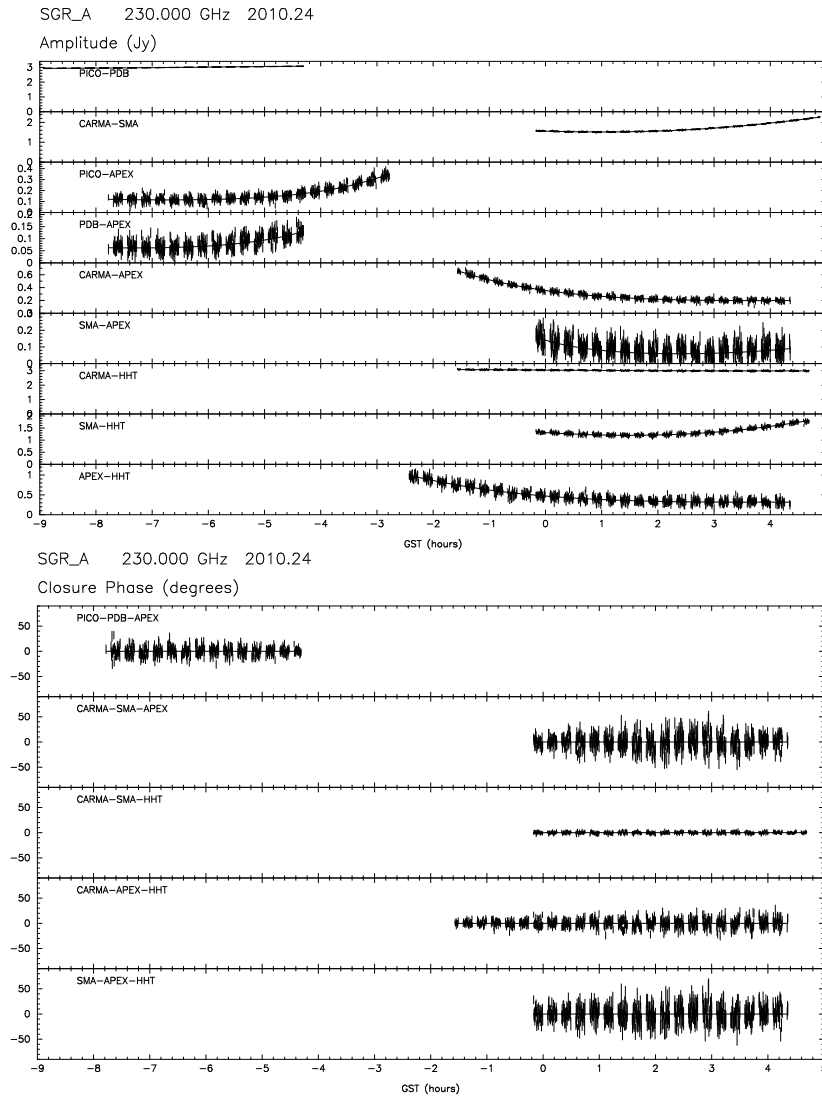


Figure 4: Simulated visibility amplitudes (top) and closure phase (bottom) for a future 1.3 mm VLBI experiment on Sgr A* with the following telescopes: Pico Veleta (Spain), Plateau de Bure (France), CARMA (California), SMA (Hawaii), HHT (Arizona) and APEX (Chile). For the simulation, a circular Gaussian of 2.5 Jy and $\sim 25 \mu\text{as}$ FWHM size was assumed.

ing development towards observations with much larger bandwidths (several Gbits/s), and for instantaneous atmospheric phase corrections and coherence prolongation (e.g. via water vapor radiometry), will further enhance the sensitivity. For sources near the celestial equator and below (e.g. Sgr A*), antennas in the south of Europe and on the southern hemisphere will play an important role. At 86 GHz, the addition of Noto, the new 40 m telescope at Yebes, and

the Sardinia Radio telescope ($D=64$ m) would nicely extend the uv-coverage to the south, largely improving the imaging capabilities of the GMVA. At higher frequencies (> 150 GHz), new telescopes like APEX (and later ALMA) located in the southern hemisphere and phased interferometers operating as single VLBI antennas (PdB, CARMA, SMA) are crucial to provide the necessary resolution and sensitivity for observing the 'shadow' of the super-massive BH in the galactic center Sgr A*. To illustrate this, we show in Fig. 4 simulated visibility amplitudes and closure phases for a not unrealistic future VLBI observation of Sgr A* at 230 GHz. With such an experiment one may hope to detect possible deviations of the source from circular symmetry, as expected for a rotating Kerr black hole.

4.2 Space-VLBI

At cm-wavelengths, VLBI with orbiting radio antennas (so called space-VLBI) has revealed high quality images with an angular resolution 3-4 times higher than achievable by earth-bound VLBI. One major highlight of the HALCA (VSOP) project certainly is the ability to resolve prominent quasar jets also in transverse direction (e.g. 3C 273: Lobanov & Zensus [2001]; 0836+714: Lobanov et al. [2006]), which facilitated a detailed study of jet propagation and jet internal processes, like i.e. the development of instabilities. Another important aspect is the detection of complex and variable polarization structure, as e.g. seen in 5 GHz VSOP maps of the IDV source 0716+714 (Bach et al. [2006]). When extended to shorter wavelengths (higher frequencies) space-VLBI experiments, like the planned VSOP2 mission, will provide even higher angular resolution. At 43 GHz, the angular resolution of VSOP 2 will be of order of a few ten micro-arcseconds, closely matching the angular resolution from future ground based mm-VLBI at 230 GHz. Images obtained at different frequencies and with matched angular resolution, will lead to a determination of the spectral properties of compact regions, otherwise not observable. Combined with polarimetric imaging from space and ground, we could hope to obtain definite answers to the question of how jets are created and accelerated.

References

- [1993] Alberdi, A., et al. 1993, *A&A*, 277, 1
- [2006] Bach, U., Krichbaum, T.P., Kraus, A., et al. 2006, *A&A*, 452, 83
- [1997] Bahcall, J.N., Kirhakos, S., Saxe, D.H., & Schneider, D.P. 1997, *ApJ*, 479, 642

- [2004] Bower, G.C., et al. 2004, *SCI*, 304, 704
- [2000] Britzen, S., Witzel, A., Krichbaum, T.P., et al. 2000, *A&A*, 360, 65
- [2001] Britzen, S., Roland, J., Laskar, J., Kokkotas, et al. 2001, *A&A*, 374, 784
- [2005] Britzen, S., Witzel, A., Krichbaum, T.P., Beckert, T., et al. 2005, *MNRAS*, 362, 966
- [2006] Britzen, S., Vermeulen, R.C., Campbell, R.M., et al. 2006, *A&A*, close to submission
- [2001] Doeleman, S.S, Shen, Z.-Q., Rogers, A.E.E., et al. 2001, *ApJ*, 121, 2610
- [2001] Gómez, J.-L., Marscher, A.P., Alberdi, A., et al. 2001, *ApJ*, 561, 161
- [2000] Gould, A. & Rix, H.-W. 2000, *ApJ*, 532, L29
- [2002] Greve, A., et al. 2002, *A&A*, 390, 19
- [2002] Haehnelt, M.G. & Kauffmann, G. 2002, *MNRAS*, 336, L61
- [2004] Hardee, P.E. 2004, *Ap&SS*, 293, 117
- [2001] Jorstad, S.G., Marscher, A.P., Mattox, J.R., et al. 2001, *ApJS*, 134, 181
- [2000] Kauffmann, G. & Haehnelt, M. 2000, *MNRAS*, 311, 576
- [2004] Kellermann, K.I., Lister, M.L., Homan, D.C., et al. 2004, *ApJ*, 609, 539
- [2003] Komossa, S., Burwitz, V., Hasinger, G., et al. 2003, *ApJ*, 582, 15
- [1992] Krichbaum, T.P., Zensus, J.A., Witzel, A., et al. 1992, *A&A*, 274, L37
- [1994] Krichbaum, T.P., et al. 1994, *IAU Symp. No. 159*, ed. T. Courvoisier & A. Blecha, Kluwer, 187
- [1998] Krichbaum, T.P., Graham, D.A., Witzel, A., et al. 1998, *A&A* 335, 106
- [2002] Krichbaum, T.P., et al. 2002, 6th EVN Symp., ed. E. Ros et al., *MPIfR, Bonn*, 125 (astro-ph/0207022)
- [2004] Krichbaum, T.P., et al. 2004, 7th EVN Symp., ed. R. Bachiller et al., *OAN, Toledo*, 15 (astro-ph/0411487)
- [2005] Krichbaum, T.P., Graham, D.A., Witzel, A., Zensus, et al. 2005, *Towards the Event Horizon - High Resolution VLBI Imaging of Nuclei of Active Galaxies, Exploring the Cosmic Frontier*, eds. J.A. Zensus et al., *ESO Astrophysics Symposia*, in press

- [2006] Krichbaum, T.P., Graham, D.A., Bremer, M., et al. 2006, From the Center of the Milky Way to Nearby Low-Luminosity Galactic Nuclei, Proceedings of the Galactic Center Workshop 2006, Bad Honnef, ed. R. Schödel et al., Journal of Physics, in press.
- [2003] Lai, D. 2003, ApJ, 591, 119
- [2002] Liu, S. & Melia, F. 2002, ApJ, 573, 23
- [1981] Linfield, R.P. 1981, ApJ, 250, 464
- [1993] Lo, K.Y., et al. 1993, NAT, 362, 38
- [1998] Lo, K.Y., et al. 1998, ApJ, 508, L61
- [2001] Lobanov, A.P., & Zensus, J.A. 2001, Sci, 294, 128
- [2005] Lobanov, A.P., Roland, J. 2005, A&A, 431, 831
- [2006] Lobanov, A.P., et al. 2006, PASJ, 58, 253
- [1999] Marcaide, J.M., et al. 1999, A&A 343, 801.
- [2001] Milosavljevic, M. & Merritt, D. 2001, ApJ, 563, 34
- [1994] Rogers, A.E.E., Doeleman, S.S, Wright, M.C.H., et al. 1994, ApJ, 434, L59
- [2005] Shen, Z.-Q., Lo, K.Y., Liang, M.-C., et al. 2005, NAT, 438, 62
- [2003] Stirling, A.M., Cawthorne, T.V., Stevens, J.A., et al. 2003, MNRAS, 341, 405