

# THE FREQUENCY OF CARBON-ENHANCED METAL-POOR STARS IN THE GALAXY FROM THE HERES SAMPLE

SARA LUCATELLO

Osservatorio Astronomico di Padova, Vicolo dell'Osservatorio 5, 35122, Padova, Italy

TIMOTHY C. BEERS

Department of Physics & Astronomy, CSCE: Center for the Study of Cosmic Evolution, and JINA: Joint Institute for Nuclear Astrophysics, Michigan State University, East Lansing, MI 48824, USA

NORBERT CHRISTLIEB

Hamburger Sternwarte, University of Hamburg, Gojenbergsweg 112, D-21029, Hamburg, Germany;  
Department of Astronomy and Space Physics, Uppsala University, Box 515, 751-20 Uppsala, Sweden

PAUL S. BARKLEM

Department of Astronomy and Space Physics, Uppsala University, Box 515, 751-20 Uppsala, Sweden

SILVIA ROSSI

Instituto de Astronomia, Geofísica e Ciências Atmosféricas, Departamento de Astronomia, Universidade de São Paulo, Rua do Matão 1226, 05508-900 São Paulo, Brazil

BRIAN MARSTELLER, THIRUPATHI SIVARANI, YOUNG SUN LEE

Department of Physics & Astronomy, CSCE: Center for the Study of Cosmic Evolution, and JINA: Joint Institute for Nuclear Astrophysics, Michigan State University, East Lansing, MI 48824, USA

*Submitted to ApJ Letters*

## ABSTRACT

We estimate the frequency of Carbon-Enhanced Metal-Poor (CEMP) stars among very metal-poor stars, based on an analysis of 349 stars with available high-resolution spectra observed as part of the Hamburg/ESO R-process Enhanced Star (HERES) survey. We obtain that a *lower limit* of  $21 \pm 2\%$  of stars with  $[\text{Fe}/\text{H}] \leq -2.0$  exhibit  $[\text{C}/\text{Fe}] \geq +1.0$ . These fractions are higher than have been reported by recent examinations of this question, based on substantially smaller samples of stars. We discuss the source of this difference and suggest that in order to take into account effects that result in a decrease of surface carbon abundance with advancing evolution, a definition of CEMP stars based on a  $[\text{C}/\text{Fe}]$  cutoff that varies as a function of luminosity is more appropriate. We discuss the likely occurrence of dilution and mixing for many CEMP stars, which, if properly accounted for, would increase this fraction still further.

*Subject headings:* stars: abundances—stars: carbon—stars: Population II—Galaxy: halo

## 1. INTRODUCTION

One of the most interesting results from modern surveys for metal-poor stars, such as the HK survey of Beers and colleagues (Beers, Preston, & Shectman 1985; Beers, Preston, & 1992; Beers 1999) and the Hamburg/ESO Survey (HES) of Christlieb and collaborators (Christlieb 2003), concerns the apparently large fraction of Carbon-Enhanced Metal-Poor (CEMP) stars identified at low metallicity. The fraction of CEMP stars among samples of stars with  $[\text{Fe}/\text{H}] \leq -2.0$  has been reported to be as high as  $\sim 20\text{-}25\%$  (Marsteller et al. 2005), which is significantly larger than the fraction observed at higher metallicities. Beers & Christlieb (2005) have pointed out that this fraction appears to increase further

with decreasing metallicity, reaching  $\sim 40\%$  for stars with  $[\text{Fe}/\text{H}] < -3.5$ . As discussed in Abia et al. (2001) and Lucatello et al. (2005), this increase in frequency has an immediate consequence on the nature of the IMF in the early Galaxy, providing evidence for its being shifted toward higher masses with respect to the present-day IMF.

Recently, this result has been challenged by Cohen et al. (2005), who reported on the frequency of C-rich stars in a sample of 122 metal-poor giants from the HES (55 of which have high resolution spectroscopic data), finding a value of  $7.4 \pm 2.9\%$  for C-stars (defined in that paper as those objects whose spectra show visible C<sub>2</sub> bands), or  $14 \pm 4\%$  when including in the sample the C-enriched ( $[\text{C}/\text{Fe}] \geq +1.0$ ) stars for which no C<sub>2</sub> band was detectable. Frebel et al. (2006), on the basis of an intermediate resolution analysis of a sample of 147 local stars, find an overall CEMP fraction of  $9 \pm 2\%$  among giants, which rises to more than 20% with increasing distance from the Galactic plane.

In this Letter we consider this question anew, making

Electronic address: lucatello@pd.astro.it

Electronic address: beers@pa.msu.edu

Electronic address: nchristlieb@hs.uni-hamburg.de

Electronic address: barklem@astro.uu.se

Electronic address: rossi@astro.iag.usp.br

Electronic address: marsteller@pa.msu.edu, thirupathi@pa.msu.edu, leeyoungsun@pa.msu.edu

use of the data obtained by the Hamburg/ESO R-process Enhanced Star (HERES) survey (Christlieb et al. 2004, Paper I; Barklem et al. 2005, Paper II), which presently provides the largest sample of high-resolution spectra available for Very Metal-Poor stars (VMP;  $[\text{Fe}/\text{H}] \leq -2.0$  according to the nomenclature of Beers & Christlieb 2005). It is important to note that the selection criteria for HERES stars was specifically set to minimize biases in the abundances of elements other than iron, including carbon, hence this sample is well-suited for the determination of the relative fractions of stars with various abundance signatures as a function of metallicity.

The stars in the HERES sample that exhibit very strong molecular features of carbon (either due to the high C abundances, low stellar temperatures, or both) are a considerable challenge for the automated line profile method adopted in Paper II, hence the latter did not report on the abundance analyses for 72 stars with available HERES spectra. Here we report estimates of the abundances of  $[\text{Fe}/\text{H}]$ , C, and N for 94 HERES stars – the 72 stars not presented in Paper II plus 22 previously analyzed stars having moderately strong molecular features. A full analysis of additional elemental species for these stars will be reported in a future paper (Lucatello et al., in preparation)

In §2 we summarize the HERES observations and our abundance analysis. In §3 we present our results for the fraction of CEMP stars among the HERES sample, and describe an alternative luminosity-dependent definition for C-enhanced stars. Our conclusions are presented in §4.

## 2. OBSERVATIONS AND ANALYSIS

Details of the observations and data reduction procedures are discussed in Papers I and II. Our analysis procedures are described below.

### 2.1. Atmospheric Parameters

The quality of the HERES data is generally not sufficiently high for the derivation of precise spectroscopic temperature estimates. Moreover, because of the forest of molecular lines (CH,  $\text{C}_2$ , and CN) present in the spectra of many of the C-rich stars, the measurement of a set of clean Fe lines to use for excitation equilibrium is often impossible. In Paper II we adopted a temperature scale based on several broadband optical and infrared colors both from our own photometry (Beers et al. 2006) and from the 2MASS Point Source Catalog (Skrutskie et al. 2006). However, the molecular bands present in the C-rich HERES stars can lead to very discrepant color-based temperatures, depending on the colors that are used. Given the strong absorption of the CH G band in essentially all of the C-rich HERES stars, the  $B$  passband is particularly affected. For this reason, and also because of uncertainties in the colors adopted for the selection of HERES candidates (originally estimated from the HES plates), the  $B - V > 0.5$  selection criterion for HERES still includes a number of stars that are, in fact, warmer than intended.

We adopt  $V - K$  as the preferred temperature indicator (both  $V$  and  $K$  passbands are only marginally affected by the presence of the strong molecular lines in the temperature range considered herein,  $T_{\text{eff}} > 4200$  K), and the Alonso et al. (1999) temperature scale for our

analysis. The temperatures derived in this way trace extremely well those derived by fitting  $\text{H}_\alpha$  and  $\text{H}_\beta$  profiles (see Lucatello 2004). The adopted reddening estimate is taken from Schlegel, Finkbeiner, & Davis (1998) for small to moderate reddening values ( $E(B - V) < 0.1$ ). For reddening estimates from Schlegel et al. that exceed this value, we employ the empirical correction provided by Bonifacio, Monai, and Beers (2000).

Surface gravity values are derived from the  $Y^2$  isochrones (Kim et al. 2002), assuming an age of 12 Gyr, an  $\alpha$ -element enhancement of  $[\alpha/\text{Fe}] = +0.3$ . We assumed a first-pass gravity derived using the isochrone with a metallicity of  $[\text{Fe}/\text{H}] = -2.5$  for all of the stars, then after performing the abundance analysis a new gravity was derived from the isochrone of appropriate metallicity. The procedure was repeated until convergence for each one of the stars. Kurucz (1993) solar scaled model atmospheres were adopted for our analysis, in order to be consistent with previous work on C-rich stars. The impact of appropriately C- (and N-) enhanced models will be considered in a future paper.

### 2.2. Chemical Abundance Measurements

We measured the Fe abundances for our program sample from the equivalent widths of reasonably clean Fe I and II lines. The number of clean Fe I lines varies between a low of 13 (for HE 1413-1954, which is a hot, metal-poor star with a fairly low signal-to-noise spectrum) to about 50. We find that the derived metallicities for the C-rich stars are typically higher than reported in the HES; a similar result was reported also in (Cohen et al. 2005). The difference is probably due to the adoption of a warmer temperature scale, based on the  $V - K$  color, rather than  $B - V$  which can be heavily affected by the CH molecular lines, as discussed in, e.g. Lucatello (2004).

Carbon abundances are derived from the synthesis of the CH G-band at  $\sim 4300$  Å; N abundances are obtained from the violet CN system at  $\sim 3800$  Å. The O abundance, for lack of better information (no O features are present in our wavelength range), was adopted to be  $[\text{O}/\text{Fe}] = +0.4^1$ . Details concerning the adopted atomic and molecular parameters for the spectral analyses and syntheses are given in Lucatello et al. (2003).

## 3. RESULTS AND INTERPRETATION

### 3.1. The CEMP Fraction

Including the HERES stars from Paper II and the additional stars analyzed herein, we obtain a total of 270 HERES stars with  $[\text{Fe}/\text{H}] \leq -2.0^2$ . Fifty-eight of these are CEMP stars, using the definition  $[\text{C}/\text{Fe}] \geq +1.0$ . The observed fraction of CEMP stars among VMP stars is thus  $21 \pm 2\%$ . Figure 1 shows the measured  $[\text{C}/\text{H}]$  and  $[\text{C}/\text{Fe}]$  as a function of  $[\text{Fe}/\text{H}]$  for the full HERES sample. Notice that quite a number of stars lie only a small distance below the adopted cutoff. Inspection of the top

<sup>1</sup> Any choice of O abundance within the usual range for halo stars,  $[\text{O}/\text{Fe}] = 0.3-0.6$  affects the derived C abundances negligibly. In fact, given that the typical  $[\text{C}/\text{Fe}]$  in the present sample is  $\sim +1$ , even assuming that all the O present in the star forms CO, the amount of C locked away in CO is negligible with respect to the total C abundance.

<sup>2</sup> Fe, C, and N abundances for the HERES C-rich sample are available on request from the first author.

panel of this Figure indicates that the upper limit to  $[C/H]$  appears roughly constant at low  $[Fe/H]$ , and approximately equal to the solar value. As seen in the bottom panel of this Figure, it is also clear that the  $[C/Fe]$  ratio is rising with declining metallicity, as was previously noted for smaller samples of stars (e.g., Rossi et al. 2005).

The HERES sample covers a wide range of luminosities, extending from below the main-sequence turnoff up the red giant branch (RGB). It is expected that the depth of the stellar convective envelopes of these stars will vary considerably with evolutionary state, with the cool giants having the possibility of mixing a much larger amount of material than warmer dwarf and subgiant stars. Figure 2 shows the derived C, N, and C+N abundances as a function of estimated luminosity. Inspection of this Figure reveals that the points are not distributed uniformly; there are clear decreasing trends of  $[C/H]$ ,  $[N/H]$ , and  $[(C+N)/H]$  with luminosity.

As a star evolves off the main sequence, its convective envelope penetrates deeper and deeper, reaching into regions where there was previous H burning, and thus undergoes the so-called first dredge-up (at  $\log L/L_{\odot} \sim 0.8$ ). Later on, when a star evolves off the RGB bump, a further mixing episode can take place (usually referred to as “extra mixing”). Both processes act in the direction of decreasing C in favor of N.

If the stars under discussion had initially uniform chemical compositions (that is, the composition of their outer envelopes reflected solely that of the gas from which they were born), their evolution would indeed affect the observed C and N abundances, but in opposite directions. While the C abundance would drop, this would be accompanied by an increase in N, due to CN processing in the interior of the star; the  $[(C+N)/H]$  ratio should remain constant<sup>3</sup>. This is indeed observed among metal-poor, C-normal field stars. Spite et al. (2006), on the basis of a sample of 35 metal-poor stars, find that the abundances of N and C increase and decrease, respectively, in evolved stars with respect to unevolved ones. On the other hand, their sum remains constant (see Fig 12 in Spite et al. 2006).

However, if the C and N overabundances of the observed stars are limited to their envelopes (as would arise from accretion of C,N-enriched material from the ISM or from a companion), an additional effect should be taken into account. In contrast to the previous case, when the convective envelope penetrates deeper, it mixes in a considerable amount of originally unpolluted, pristine material. Hence, the amount of C and N (as well as, when applicable, other elements for which unusually high abundances are often found in CEMP stars, e.g., the s-process elements) is diluted by mixing with a much larger H content, thus decreasing *both*  $[C/H]$  and  $[N/H]$ , as well as their sum. Although the above mentioned mixing processes (first dredge-up and extra mixing) definitely occur also in this case, their effect is expected to be much smaller than that due to “evolutionary dilution,” thus they would only contribute to the observed scatter.

<sup>3</sup> Generally speaking, the sum of C, N, and O is expected to remain constant in CNO processing. However in the mass ranges under discussion ( $\sim 1 M_{\odot}$ ) the envelope does not reach deep enough to dredge up ON-processed material, and thus only C and N are affected.

Although the observed correlations between  $[C/H]$ ,  $[N/H]$ , and  $[(C+N)/H]$  and luminosity shown in Figure 2 exhibit considerable scatter (the correlation coefficients with luminosity being 0.46, 0.41, and 0.41 for  $[C/H]$ ,  $[N/H]$ , and  $[(C+N)/H]$ , respectively), their presence support the role of evolutionary dilution as the primary reason of the decrease in the observed C (and N) abundances, and argues strongly in favor of an *external origin* for the abundance patterns observed in the bulk of CEMP stars.

Due to the effects of evolutionary dilution, a number of stars that originally had  $[C/Fe] \geq +1.0$  at their main-sequence stage will end up with lower observed  $[C/Fe]$  value in their more advanced evolutionary stages, and may not qualify as CEMP stars according to our definition. Indeed, a CEMP fraction established on the basis of a sample that includes cool giants is, strictly speaking, a lower limit. One way of resolving this problem would be to adopt a luminosity-dependent C-enhancement threshold. Aoki et al. (2006) have proposed the following: a star is considered a CEMP star if it has  $[C/Fe] \geq +0.7$  and luminosity less than  $\log(L/L_{\odot}) = 2.3$ . For higher luminosity stars the cutoff for classification as a CEMP star is  $[C/Fe] \geq +3 - \log(L/L_{\odot})$ . Figure 3 shows  $[C/Fe]$  as a function of luminosity for the complete HERES sample. Also shown are two criteria for CEMP stars,  $[C/Fe] \geq +1.0$  for all evolutionary phases, and the Aoki et al. luminosity-dependent criterion. If we adopt the Aoki et al. definition, a greater number of CEMP stars are included, and the resulting fraction of CEMP stars in the HERES sample rises to  $24 \pm 3\%$ . However, most of the change in the fraction arises from the lowering of the cutoff in low-luminosity stars, rather than its luminosity dependence for evolved stars. The Aoki et al. criterion does not adequately account for possible alterations in the surface carbon abundances at luminosities below  $\log(L/L_{\odot}) = 2.3$ , where, starting at luminosities as low as  $\log(L/L_{\odot}) = 0.8$ , the first dredge-up occurs and the convective envelope mass starts increasing. Therefore, such criterion, even though definitely a step in the right direction, still does not fully take into account the evolutionary dilution effect described above.

Alternatively, it would be more meaningful to establish the frequency of CEMP stars based exclusively on unevolved stars, in order to avoid the evolutionary effects entirely. If we adopt  $\log(L/L_{\odot}) = 0.8$  as a working lower limit for unevolved stars, the percentage of CEMP stars (using  $[C/Fe] = +1.0$  as the cutoff, independent of luminosity) among the VMP stars is  $21 \pm 5\%$ . There are only 68 HERES stars with  $[Fe/H] \leq -2.0$  and  $\log(L/L_{\odot}) \leq 0.8$ , therefore the inferred CEMP fraction is less certain.

#### 4. CONCLUSIONS

From an analysis of the largest sample of VMP stars with available high-resolution abundance determinations, the HERES sample, we find that the fraction of CEMP stars with  $[Fe/H] \leq -2.0$  is  $21 \pm 2\%$ , confirming (some) previous literature claims for a high frequency of CEMP stars at low metallicity. Because of the evolutionary dilution effect discussed in this paper, this fraction is very likely a lower limit.

It should be kept in mind that the wide variety of elemental abundance signatures observed in CEMP stars that have been analyzed at high spectral resolution to

date suggests that a number of different astrophysical processes are likely to be involved in their production. Ideally, one would like to specify the frequency of CEMP stars, *as a function of metallicity*, based exclusively on stars with similar nucleosynthesis histories, rather than state only an aggregate result below a fixed  $[\text{Fe}/\text{H}]$ . Knowledge of the dependency of CEMP frequency with metallicity can shed light on the nucleosynthetic processes involved in the production of C and N in the early Galaxy, as well as help to understand the astrophysical formation sites and evolutionary histories of the CEMP stars.

S. L. acknowledges JINA for travel support and INAF

COFIN for partial funding. T.C.B., B.M., T.S., and Y.L. acknowledge partial funding for this work from grant AST 04-06784, and PHY 02-16783: Physics Frontiers Center/Joint Institute for Nuclear Astrophysics (JINA), both awarded by the U.S. National Science Foundation. N.C. acknowledges financial support by Deutsche Forschungsgemeinschaft through grants Ch 214/3 and Re 353/44. N.C. is a research fellow of the Royal Swedish Academy of Sciences supported by a grant from the Knut and Alice Wallenberg Foundation. P.B. acknowledges support the Swedish Research Council. S.R. acknowledges partial financial support from the Brazilian institutions FAPESP, CNPq and Capes.

#### REFERENCES

- Abia, C. et al. 2001, ApJ, 557, 126  
 Alonso, A., Arribas, S., & Martínez-Roger, C. 1999, A&AS, 140, 261  
 Aoki et al. 2006 ApJ accepted  
 Barklem, P. S., et al. 2005, A&A, 439, 129  
 Beers, T.C., in Third Stromlo Symposium: The Galactic Halo, eds. B.K. Gibson, T.S. Axelrod, & M.E. Putman, ASP Conference Series, **165**, p. 202  
 Beers et al. 2006 ApJS submitted  
 Beers, T. C., Preston, G. W., & Shectman, S. A. 1985, AJ, 90, 2089  
 Beers, T.C., & Christlieb, N. 2005, ARAA, 43, 531  
 Beers, T. C., Preston, G. W., & Shectman, S. A. 1992, AJ, 103, 1987  
 Bonifacio, P., Monai, S., & Beers, T. C. 2000, AJ, 120, 2065  
 Christlieb, N. 2003, Rev. Mod. Astron, 16, 191  
 Christlieb, N., Green, P. J., Wisotzki, L., & Reimers, D. 2001, A&A, 375, 366  
 Christlieb, N., et al. 2004, A&A, 428, 1027  
 Cohen, J. G., et al. 2005, ApJ, 633, L109  
 Frebel, A. et al. 2006 ApJ, accepted, (astro-ph/0608332)  
 Gratton, R. G., Sneden, C., Carretta, E., & Bragaglia, A. 2000, A&A, 354, 169  
 Kim, Y.-C., Demarque, P., Yi, S. K., & Alexander, D. R. 2002, ApJS, 143, 499  
 Kurucz, R. 1993, Opacities for Stellar Atmospheres: [-2.0],[-2.5],[-3.0]. Kurucz CD-ROM No. 4. Cambridge, Mass.: Smithsonian Astrophysical Observatory, 1993., 4,  
 Lucatello, S., Gratton, R., Cohen, J. G., Beers, T. C., Christlieb, N., Carretta, E., & Ramírez, S. 2003, AJ, 125, 875  
 Lucatello, S. PhD Thesis, Università' di Padova, 2004  
 Lucatello, S., Gratton, R. G., Beers, T. C., & Carretta, E. 2005, ApJ, 625, 833  
 Marsteller, B., Beers, T. C., Rossi, S., Christlieb, N., Bessell, M., & Rhee, J. 2005, Nuclear Physics A, 758, 312  
 Rossi, S., Beers, T. C., Sneden, C., Sevastyanenko, T., Rhee, J., & Marsteller, B. 2005, AJ, 130, 2804  
 Schlegel, D. J., Finkbeiner, D. P., & Davis, M. 1998, ApJ, 500, 525  
 Skrutskie, M. F., et al. 2006, AJ, 131, 1163  
 Spite, M., et al. 2006, A&A, 455, 291

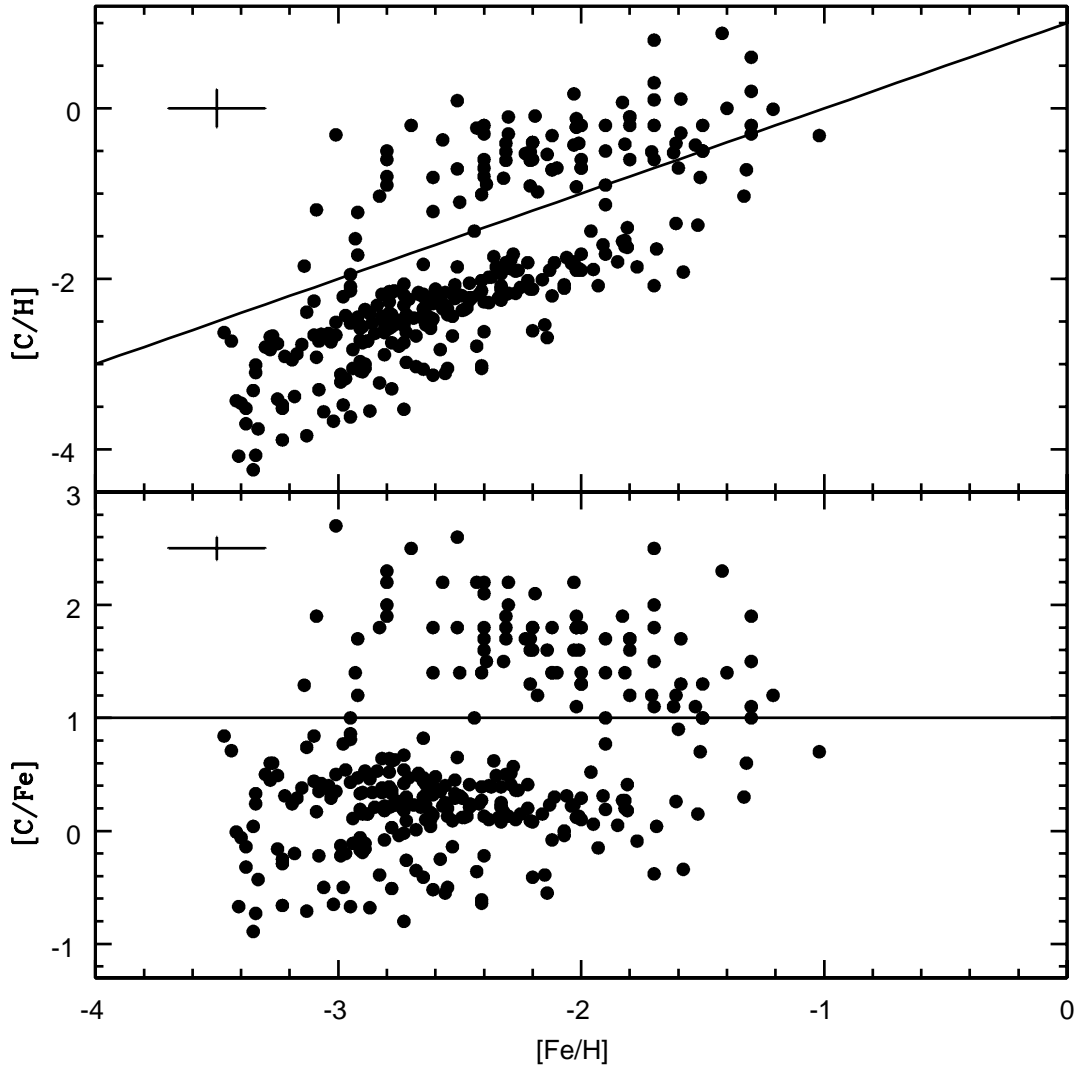


FIG. 1.—  $[C/H]$  (top panel) and  $[C/Fe]$  (lower panel) vs.  $[Fe/H]$  for the total HERES sample. The lines indicate our original cutoff for considering a star to be a CEMP star ( $[C/Fe] \geq +1.0$ ). Typical error bars on the derived quantities are indicated.

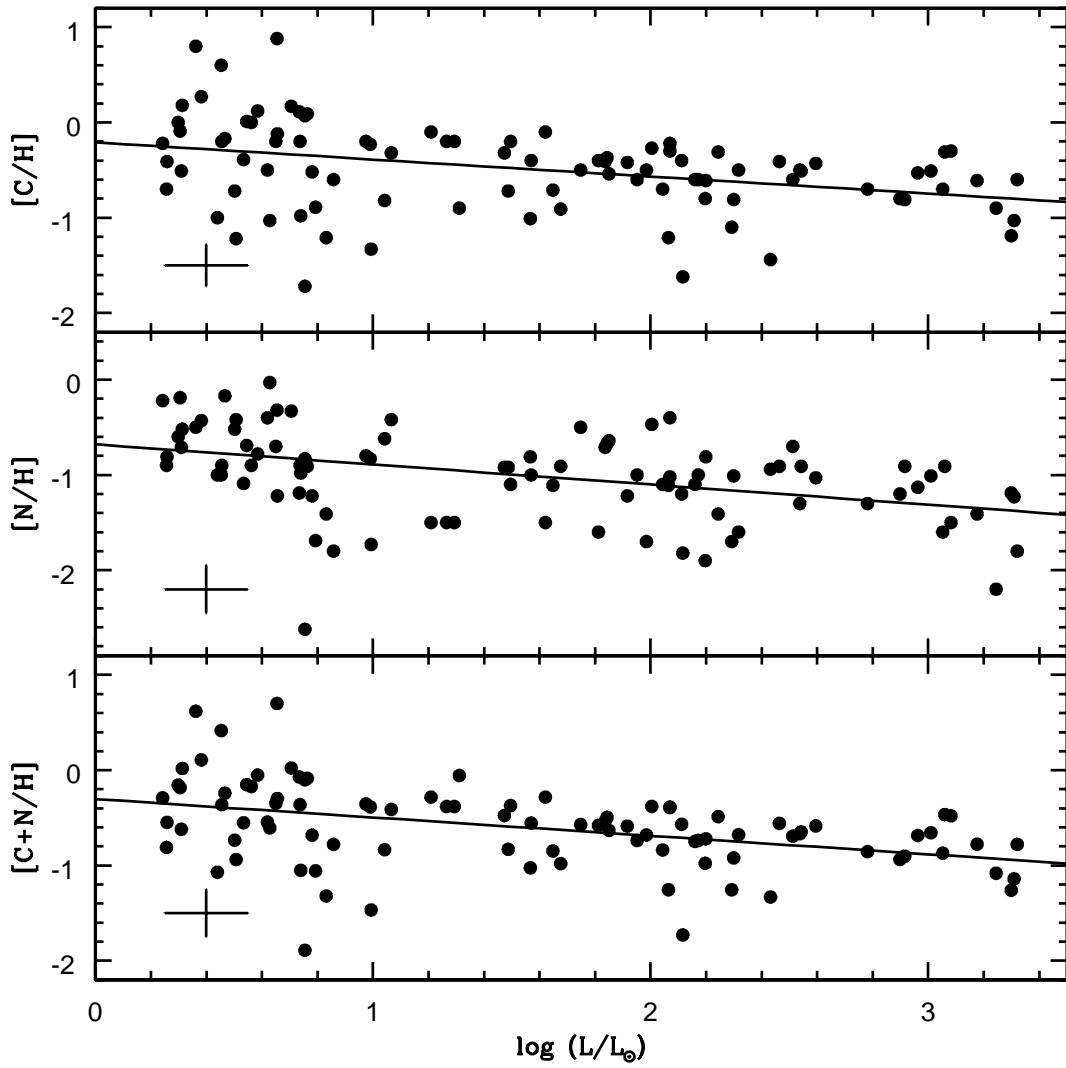


FIG. 2.—  $[C/H]$  abundance (top panel),  $[N/H]$  abundance (middle panel), and  $[(C+N)/H]$  abundance (bottom panel), as a function of luminosity for the HERES stars analyzed in the present paper. The solid lines, with slopes  $-0.18 \pm 0.05$  ( $[C/H]$ ),  $-0.21 \pm 0.05$  ( $[N/H]$ ), and  $-0.19 \pm 0.04$  ( $[(C+N)/H]$ ), are linear regression fits to the data. Typical error bars on the derived quantities are indicated.

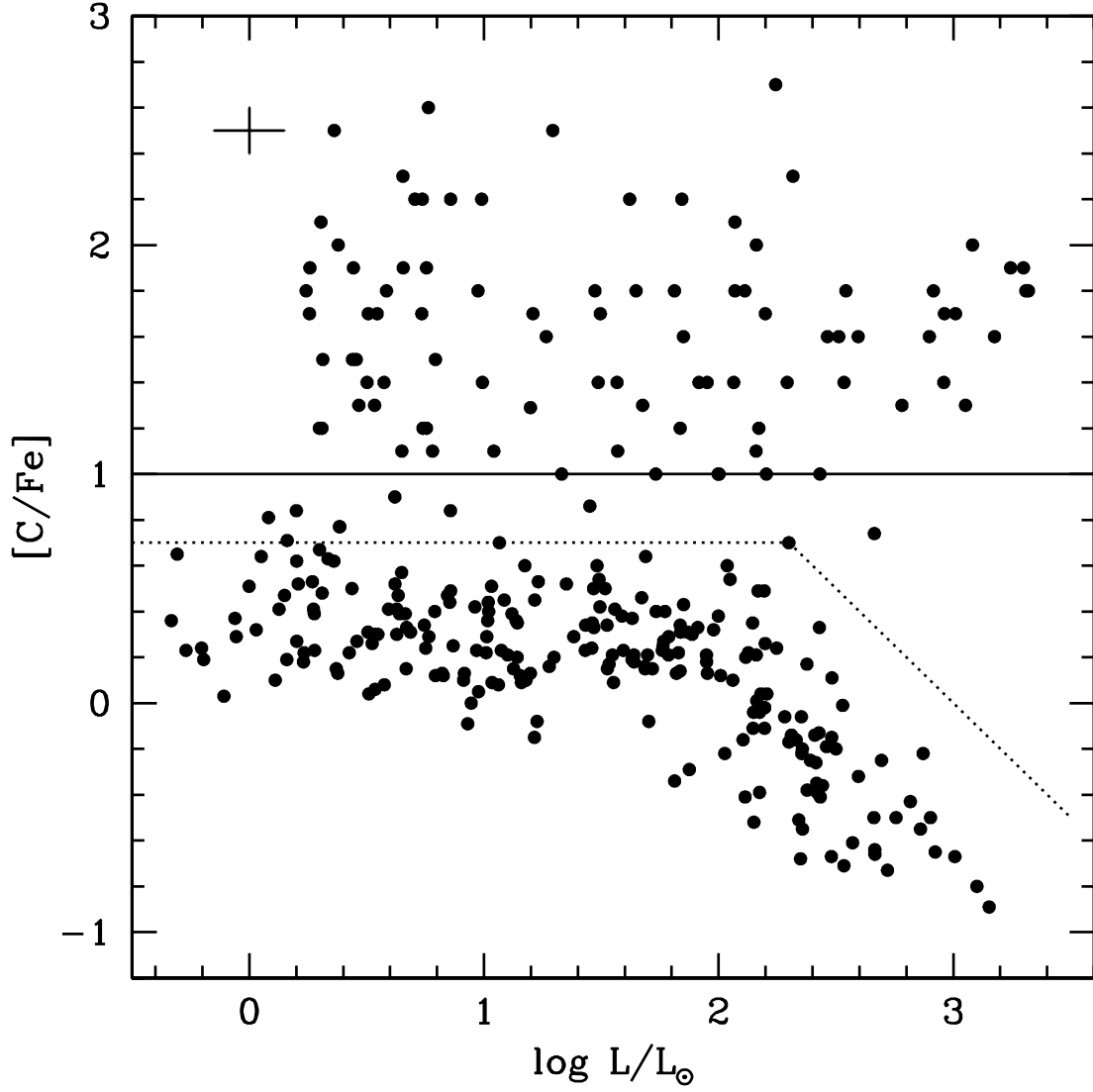


FIG. 3.—  $[C/Fe]$  as a function of luminosity for the full HERES sample. The solid line represents the cutoff for CEMP stars adopted in the present paper; the dotted line is that proposed by Aoki et al. (2006). The dotted line has been calculated assuming a mass of  $0.8 M_{\odot}$  for all stars in the sample. A typical error bar on the derived quantities is indicated.