

Models for the X-ray spectra and variability of luminous accreting black holes

J. Malzac^{1,*}, A. Merloni², and T. Suebsuwong¹

¹ CESR (CNRS/UPS/OMP), 9 Avenue du colonel Roche, BP4346 31028 Toulouse, Cedex 4, France

² Max-Planck-Institut für Astrophysik, Karl-Schwarzschild-Strasse 1, D-85741, Garching, Germany

Received 30 May 2005, accepted 11 Nov 2005

Published online later

Key words accretion, accretion disks – black hole physics – radiative transfer – relativity

The X-ray spectra of luminous Seyfert 1 galaxies often appear to be reflection dominated. In a number of Narrow Line Seyfert 1 (NLS1) galaxies and galactic black holes in the very high state, the variability of the continuum and of the iron line are decoupled, the reflected component being often much less variable than the continuum. These properties have been interpreted as effects of gravitational light bending. In this framework, we present detailed Monte-Carlo simulations of the reflection continuum in the Kerr metric. These calculations confirm that the spectra and variability behaviour of these sources can be reproduced by the light bending model. As an alternative to the light bending model, we show that similar observational properties are expected from radiation pressure dominated discs subject to violent clumping instabilities and, as a result, have a highly inhomogeneous two-phase structure. In this model, most of the observed spectral and variability features originate from the complex geometrical structure of the inner regions of near-Eddington accretion flows and are therefore a signature of accretion physics rather than general relativity.

© 2006 WILEY-VCH Verlag GmbH & Co. KGaA, Weinheim

1 Introduction

The spectra of luminous Seyfert galaxies are very well described by photoionized and strongly relativistically blurred reflection models (Fabian et al. 2004, 2005; Crummy et al. 2006; Porquet 2006). In these sources the primary continuum often appears to be strongly suppressed. In a number of Narrow Line Seyfert 1 (NLS1) galaxies and galactic black holes in the very high state, the variabilities of the continuum and of the iron line are decoupled, in apparent contradiction with the predictions of simple disc reflection models (see, e.g. Miniutti, Fabian & Miller 2004; Fabian et al. 2004). In particular, the monitoring of Seyfert galaxies indicates that the reflection flux can be weakly variable when the primary emission changes dramatically (Papadakis et al. 2002). Moreover in at least two AGN, MGC 6-30-15 (Miniutti et al 2003) and NGC4051 (Ponti et al. 2006) and one X-ray binary (XTE J1650-500, Rossi et al. 2005) the reflection flux is correlated to the primary emission at low fluxes and saturates at higher fluxes. In this paper we discuss two possible models for these puzzling properties. In the light bending model of Miniutti & Fabian (2004) they are interpreted in terms of general relativistic effects, while, in the clumpy disc model of Merloni et al. (2006), these properties would be the result of the complex structure of near Eddington accretion flows.

2 Light bending model

In this model, the active coronal region(s) illuminating the disc are idealised as a ring source at some height above, and corotating with the accretion disc. When the source is close enough to the black hole, the primary component is strongly suppressed leading to reflection dominated spectra. Moreover, as shown by Miniutti & Fabian (2004), fluctuations in the height of the source can lead to strong variability in the primary component with little variability in the reflected flux, as observed. These results were recently confirmed by Suebsuwong et al. (2006) which present calculations of the light bending model spectra. These calculations improve upon the previous works by fully computing broad band angle dependent reflection spectra and primary emission as a function of ring radius, ρ , and height h , including the effects of multiple reflection. Fig. 1 show some sample spectra obtained when varying the ring radius while keeping a constant height above the disc ($h = 2 R_g$). These spectra show that the smaller the radius, the stronger the reflection component. Indeed when the primary X-ray source is located at less than a few R_g from the black hole horizon, the light bending effects are very strong and tend to beam the primary radiation toward the disc, leading to strongly reflection dominated spectra. In these extreme cases the irradiation is concentrated in the central part of the disc. Then the same light bending effects make it difficult for the reflected photons to escape. A significant fraction of them returns to the disc where they can be reflected again and so on. The reflection spectrum is then made up of the sum of

* Corresponding author: e-mail: malzac@cesr.fr

the multiply reflected spectra, which make it significantly different above 10 keV from what is expected from single reflection models (as shown in Fig. 1) These effects should be taken into account when fitting the spectra of extreme sources such as MGC 6-30-15 with broad band instruments such as BeppoSAX, INTEGRAL or Suzaku.

Figure 2 shows the dependence of the observed reflected and primary luminosity upon the height h and radius ρ of the ring source. Fluctuations of the geometrical parameters of the source lead to changes in the reflected and primary flux that are not always correlated. Indeed, as can be seen on this figure, depending on the parameter regime, the reflected and primary components can also be anti-correlated or nearly independent. When the source height changes at constant radius and as long as $\rho_s < 5R_g$, its track in this plane can be described according to three regimes: i) at low fluxes (or low source height) the reflected and primary flux are correlated, ii) at higher fluxes the reflection saturates at an almost constant value while the primary can change by a factor larger than 2, iii) at even higher fluxes the reflection component is weakly anti-correlated with the primary emission. This behaviour is described in more details by Miniutti and Fabian (2004). As shown by these authors many properties of the variability of Seyfert galaxies and black hole binaries can be understood in terms of fluctuations of the source height. In particular the curious behaviour of MGC 6-30-15, NGC4051, XTE J1650-500, where the reflection flux is correlated to the primary emission at low fluxes and saturates at higher fluxes, is in qualitative agreement with the predictions of this model. Fig 2 enables us to investigate further the model parameter space. If the radius is larger than $\sim 5R_g$ the variability induced by change in the height is much too weak (< 2) to account for the variability observed in most accreting black holes. Let now consider the effects of changes in the source radius at constant height. At small source heights ($h < 5R_g$), the overall trend is that the reflection and primary emission are weakly correlated: the reflected flux changes by at most 50 % when the primary flux increases by more than one order of magnitude which might be in qualitative agreement with some observations but is inconsistent with the strong non-linear correlation observed for instance in the low state of NGC4051. At higher source heights, the reflected and primary fluxes become anti-correlated, which is not observed. The slope of the anti-correlation increases with h . At $h \sim 10R_g$ we could observe large variations of the reflection component at constant primary flux. These results suggest that if the light bending model is to be the correct interpretation of the observations, the driver of the variability should be h while the source ring radius has to be nearly constant and small ($< 5R_g$).

3 Inhomogeneous accretion flows

Black Hole systems, either in X-ray binaries or in active galactic nuclei, when shining at luminosities close to the Ed-

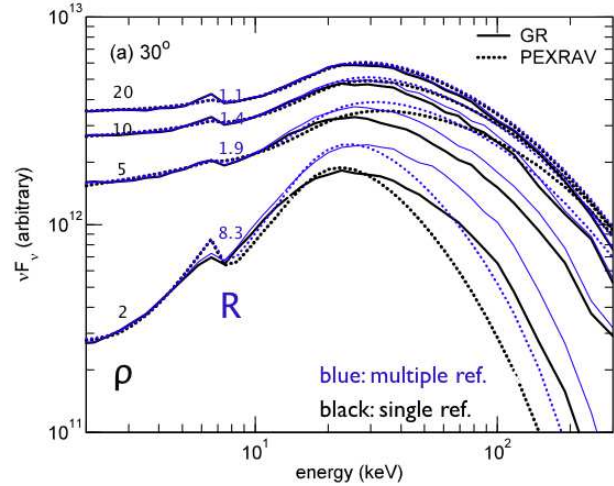


Fig. 1 Light bending model spectra (light blue lines) for a ring height of $2 R_g$ and various radii $\rho = 2, 5, 10$ and $20 R_g$, from bottom to top respectively. The thick black lines show the spectra obtained when multiple reflections, due to radiation returning to the disc, are neglected. The effects of multiple reflections are very significant above 10 keV. The dotted curves show the Newtonian model (PEXRAV) providing the best fit of the light bending spectra in the 2-30 keV band. The reflected spectra are for neutral material and standard abundances. The primary emission consists in an e-folded power law with photon index $\Gamma = 2$ and $E_c = 200$ keV. The inclination angle is 30° . The spectra are reflection dominated when the ring radius is low, as can be seen from the reflection coefficients $R > 1$ shown on the figure.

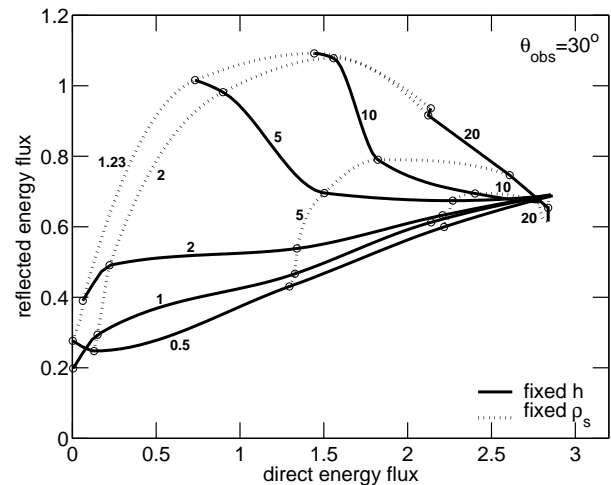


Fig. 2 The total reflected energy flux as a function of the total direct energy flux, both are in the energy range 1-30 keV, for an observation inclination 30° and different source height and radius. The thin lines represent the fixed source radius and the thick lines indicate the same source height. These curves are spline interpolations between the results of the light bending model spectra simulations lying at their intersections.

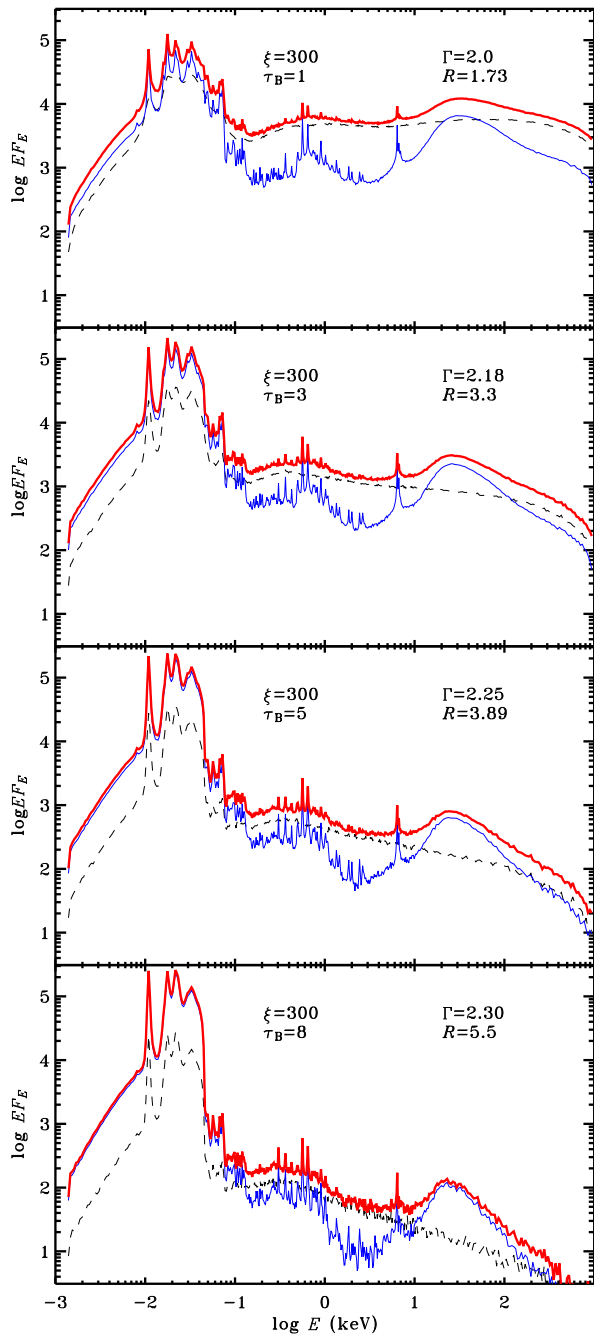


Fig. 3 Inhomogeneous disc model: angle averaged spectra for τ_B ranging from 1 to 8 as indicated. The best fit parameter R and Γ obtained when these spectra are fitted with PEXRAV in the 2–30 keV range are shown as well. The other fixed model parameters are the vertical Thomson optical of the disc $\tau_T = 1$, the ionisation parameter of the cold clumps $\xi = 300$, and the size of the regions where the plasma is heated $h = 0.1H$ (see Merloni et al. 2006 for details).

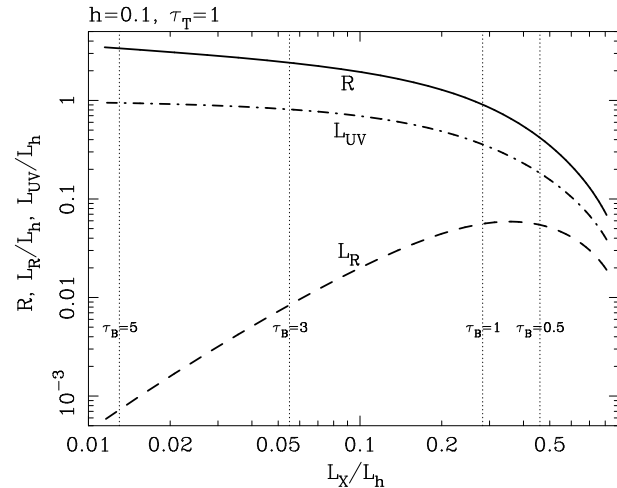


Fig. 4 Inhomogeneous disc: the relative intensity of the reflection component (R , solid line), of the reprocessed UV (L_{UV} , dot-dashed line) and reflected (L_R , dashed line) luminosities are plotted as functions of the emergent X-ray (Comptonised power-law) luminosity above 1 keV (L_X) for a varying cloud optical depth τ_B . All luminosities are renormalized to the total heating rate L_h (see Merloni et al. 2006 for details). The vertical dotted lines mark the X-ray luminosities corresponding to $\tau_B=0.5, 1, 3, 5$

dington limit are thought to be powered by accretion through geometrically thin, optically thick discs. Nonetheless, according to the standard accretion disc solutions, such highly luminous discs should be radiation pressure dominated and therefore unstable to perturbations of both mass flow (Lightman & Eardley 1974) and heating rates (Shakura & Sunyaev 1973). Thus, it is not clear yet to what extent this standard solutions represent a realistic description of the observed systems. In recent years, both analytic works (Blaes and Socrates 2001, 2003) and simulations (Turner, Stone and Sano 2002, Turner et al. 2003, Turner 2004) have shown that magnetized, radiation pressure dominated accretion discs may be in fact subject to violent clumping instabilities if magnetic pressure exceeds gas pressure and photons are able to diffuse from compressed regions. Large density variations may also be caused by photon bubble instabilities (Gammie 1998), which may develop into a series of shocks propagating through the plasma (Begelman 2001, 2002; Turner et al. 2005). These instabilities may in turn have profound effects not only on the nature of the cooling mechanism of luminous discs, but also on their observational appearance (see e.g. Ballantyne et al. 2004).

Recently Merloni et al. (2006, hereafter M06) explored in detail the consequences of the hypothesis that accretion flows close to the Eddington rate are indeed inhomogeneous both in its density and heating structure. In this model we assume that the disc consist in a inhomogeneously heated plasma pervaded by small cold dense clumps. M06 present a detailed study of their expected X-ray spectral and variability, taking into account the radiative coupling between the

two phases. The spectrum emerging from this inhomogeneous, two-phase, clumpy flow is calculated by coupling the non-linear Monte Carlo code of Malzac & Jourdain (2000), accounting for the Compton equilibrium between the cold and the hot phase, with the X-ray ionized reflection code of Ross & Fabian (1993, 2005), that accurately computes the reprocessed radiation in the cold phase. A crucial factor in determining the broad band spectral properties of an inhomogeneous flow is the amount of cold clouds pervading the hot plasma. In the limit of small scale optically thick clumps, this is quantified by the cloud optical depth $\tau_B = nSH$, where H is the disc scale height, n is the cold clouds number density and S their average geometrical cross section. Figure 3 shows a sequence of spectra obtained by varying τ_B . As the cloud covering fraction (i.e. τ_B) increases, the primary spectrum becomes softer, because of the enhanced cooling in the hot phase, and at the same time the reflection/reprocessing features become more and more prominent. Reflection dominated spectra are achieved for $\tau_B > 1$. As these spectra are supposed to be formed in the central part of the accretion flow, one naturally expect some relativistic blurring that is not taken into account in the spectra of Fig. 3.

M06 also derived analytical formulae to estimate the luminosity of the different spectral components of the radiation emerging from the inhomogeneous accretion flow. Fig. 4 shows the reflected luminosity, the soft reprocessed luminosity and the reflection fraction as a function of the X-ray (Comptonized) luminosity. The fact that the reflected luminosity has a maximum, implies that large variations of the emergent X-ray luminosity, L_X , associated with changes in the cold clump integrated optical depth correspond to only modest variations of the reflection component, at least as long as $L_X/L_h \gtrsim 0.1$. On the other hand, for low values of the Comptonized X-ray luminosity, the reflected luminosity correlates with L_X , while at high L_X , the trend is the opposite. This global behaviour of L_R vs. L_X is strikingly similar to that of the light bending model (see Fig 2) and reproduces the variability properties of the continuum and of the iron line in a number of Narrow Line Seyfert 1 (NLS1) galaxies and galactic black holes in the very high state .

4 Light bending or inhomogeneous accretion ?

These similarities between the light bending model and inhomogeneous disc models lends itself to a simple geometrical explanation. In the more general framework of two-phase models for the X-ray spectra of accreting black holes, the main spectral and variability properties are determined by the geometry (and on the topology) of the two phases and, in particular, on the sky covering fraction of the cold phase as seen by the hot, Comptonising medium. Reflection dominated spectra are expected when the cold phase intercepts most of the photons coming from the hot phase. This, in the light bending model, is achieved via general relativistic effects, while in the inhomogeneous disc model it is a

result of the clumpy and inhomogeneous nature of the inner disc.

In principle, the relativistic blurring induced by the differential rotation of the inner disc should always be taken into account when fitting observed spectra. In the original light-bending model, where the illuminating source is a point-like source above a standard geometrically thin disc, the ratio of the reflected component to the power-law continuum is determined by the same effects that determine the shape of the relativistic lines, while if the disc is truly inhomogeneous, the two effects can be decoupled. Therefore, simultaneous spectroscopic studies of relativistically blurred emission lines and of the broad band continuum and variability could be effectively used to discriminate between a pure light bending model and a clumpy disc. Detailed predictions for the latter, however, require the combination of sophisticated MHD and radiative transfer simulations.

References

- Ballantyne D.R., Turner N.J., Blaes O., 2004, *ApJ*, 603, 436
 Begelman M.C., 2001, *ApJ*, 551, 897
 Begelman, M. C., 2002, *ApJL*, 568, L97
 Blaes, O. & Socrates, A., 2001, *ApJ*, 553, 987
 Blaes, O. & Socrates, A., 2003, *ApJ*, 596, 509
 Crummy J., Fabian A.C., Gallo L. & Ross R.R., 2006, *MNRAS*, 365, 1067
 Fabian A.C., Miniutti G., Gallo L., Boller Th., Tanaka Y., Vaughan S., Ross R.R., 2004, 353, 1071
 Fabian A.C., Miniutti G., Iwasawa K. and Ross R.R., 2005, *MNRAS*, 361, 795
 Gammie C., 1998, *MNRAS*, 297, 929
 Lightman A. P. & Eardley D. M., 1974, *ApJ*, 187, L1
 Malzac J., Jourdain E., 2000, *A&A*, 359, 843
 Merloni A., Malzac J., Fabian A. C., Ross R. R., 2006, *MNRAS*, 370, 1699
 Miniutti G., Fabian A.C., Goyder R., Lasenby A.N., 2003, *MNRAS*, 344, L22
 Miniutti G. & Fabian A. C., 2004, *MNRAS*, 349, 1435
 Miniutti G., Fabian A.C., Miller J.M., 2004, *MNRAS*, 351, 466
 Papadakis I. E., Petrucci P. O., Maraschi L., McHardy I. M., Uttley P., Haardt F., 2002, *ApJ*, 573, 92
 Ponti G., Miniutti G., Cappi M., Maraschi L., Fabian A. C., Iwasawa K., 2006, *MNRAS*, 368, 903
 Porquet D., 2006, *A&A*, 445, L5
 Ross R.R., Fabian A.C., 1993, *MNRAS*, 261, 74
 Ross R.R., Fabian A.C., 2005, *MNRAS*, 358, 211
 Rossi S., Homan J., Miller J.M., Belloni T., 2005, *MNRAS*, 360, 763
 Shakura, N. I. & Sunyaev, R.A., 1973, *A&A*, 24, 337
 Suebawong T., Malzac J., Jourdain E., Marcowith A., 2006, *A&A*, 453, 773
 Turner, N. J., Stone, J. M. & Sano, T., 2002, *ApJ*, 566, 148
 Turner N.J., Stone J.M., Krolik J.H., Sano T., 2003, *ApJ*, 593, 992
 Turner N.J., 2004, *ApJL*, 605, L45
 Turner N.J., Blaes O., Socrates A., Begelman M.C., 2005, *ApJ*, 624, 267