

INTERMITTENT PULSATIONS IN AN ACCRETION-POWERED MILLISECOND PULSAR

DUNCAN K. GALLOWAY^{1,2}, EDWARD H. MORGAN³, MIRIAM I. KRAUSS^{3,4}, PHILIP KAARET⁵ AND DEEPTO CHAKRABARTY^{3,4}

Accepted by ApJL

ABSTRACT

We describe observations of the seventh accretion-powered millisecond pulsar, HETE J1900.1–2455 made with the *Rossi X-ray Timing Explorer* during the year of activity that followed its discovery in 2005 June. We detected intermittent pulsations at a peak fractional amplitude of 3%, but only in the first two months of the outburst. On three occasions during this time we observed an abrupt increase in the pulse amplitude, approximately coincident with the time of a thermonuclear burst, followed by a steady decrease on a timescale of ≈ 10 d. HETE J1900.1–2455 has shown the longest active period by far for any transient accretion-powered millisecond pulsar, comparable instead to the outburst cycles for other transient X-ray binaries. Since the last detection of pulsations, HETE J1900.1–2455 has been indistinguishable from a low-accretion rate, non-pulsing LMXB; we hypothesize that other, presently active LMXBs may have also been detectable initially as millisecond X-ray pulsars.

Subject headings: binaries: close — pulsars: individual (HETE J1900.1–2455) — stars: neutron — stars: low-mass, brown dwarfs — X-rays: binaries

1. INTRODUCTION

The accretion-powered millisecond pulsars (AMSPs) have emerged as a distinct class in recent years, beginning with the discovery of the pulsing nature of SAX J1808.4–3658 in 1998 (Wijnands & van der Klis 1998; Chakrabarty & Morgan 1998). Since then, six more AMSPs were discovered during transient outbursts typically lasting a few weeks (see Wijnands 2004, for a review). These transient sources verify the evolutionary link between low-mass X-ray binaries (LMXBs) and recycled millisecond radio pulsars (Alpar et al. 1982; Radhakrishnan & Srinivasan 1982). Extensive observations have revealed a number of properties which (until now) appeared characteristic of the class. The outbursts tend to be of short duration, typically a few weeks (but as long as 50 d in XTE J1814–338). Pulsations are persistently detected at fractional amplitudes of typically $\sim 5\%$ rms. Where thermonuclear bursts are present, oscillations at the pulsation frequency and roughly the same fractional amplitude are present throughout (e.g. Chakrabarty et al. 2003; Strohmayer et al. 2003).

HETE J1900.1–2455, the most recently-discovered AMSP, remarkably appears to share none of these properties. This source was discovered when a strong thermonuclear (type-I) burst was detected from a previously unknown source by *HETE-II* (Vanderspek et al. 2005). A subsequent *Rossi X-ray Timing Explorer* (*RXTE*) observation of the field revealed pulsations at 377.3 Hz, confirming the bursting source as a new pulsar (Morgan et al. 2005). The pulse amplitude early in the outburst was as low as 1.5% rms, fading to below the

detection limit following a brief increase of the persistent flux level (Kaaret et al. 2005). Source activity continued throughout 2005 (Galloway et al. 2005) and 2006 (although the source was close to the sun between 2005 December and 2006 January and hence unobservable). This is the first AMSP that has shown “quasi-persistent” activity.

Here we present analysis of a series of observations over the 2005–06 outburst of HETE J1900.1–2455. In §2 we describe the observations and analysis procedures. Our analysis of the pulsation amplitudes and pulse shape is presented in §3.1. We measure the variation of pulse amplitude and arrival time with energy in §3.2. Finally, we discuss the implications of our measurements in §4.

2. OBSERVATIONS AND ANALYSIS

We analysed observations made with the Proportional Counter Array (PCA; Jahoda et al. 1996) aboard *RXTE*, which consists of five co-aligned proportional counter units (PCUs), sensitive to photons in the energy range 2–60 keV and with a total effective area of ≈ 6500 cm². Arriving photons are time-tagged to approximately 1 μ s, and their energy is measured to a precision of $< 18\%$ at 6 keV.

We processed the data using LHEASOFT⁶ version 5.3.1 (2004 May 19). For the first observation following the discovery we used a combination of single-bit and event data modes covering the energy range 3.3–25 keV and binned on 122 μ s, to measure the properties of the pulsations. For the remaining observations we used Event mode data (E_125US_64M_0_1S configuration) in the energy range 2.5–25 keV binned every 122 μ s. We used the full-energy range Event mode data from observation ID 91015-01-03-01 (2005 June 18) to measure the variation in pulse properties as a function of energy. We estimated the background rate using the “bright-source” models appropriate for observations with net count rates > 40 count PCU⁻¹ s⁻¹ during PCA gain epoch 5 (from

Electronic address: D.Galloway@physics.unimelb.edu.au

¹ School of Physics, University of Melbourne, VIC 3010, Australia

² Centenary Fellow

³ Kavli Institute for Astrophysics and Space Research, Massachusetts Institute of Technology, Cambridge, MA 02139

⁴ also Department of Physics, Massachusetts Institute of Technology, Cambridge MA 02139

⁵ Department of Physics and Astronomy, University of Iowa, Iowa City, IA 52242

⁶ <http://heasarc.gsfc.nasa.gov/docs/software/lheasoft>

TABLE 1
TYPE-I X-RAY BURSTS OBSERVED FROM HETE J1900.1–2455

Start time (UT)	(MJD)	Instrument	Ref.
2005 Jun 14 11:22	53535.47361	<i>HETE-II</i>	[1,2,3]
2005 Jun 17 21:49:10	53538.90914	<i>HETE-II</i>	[3]
2005 Jun 27 13:54:10	53548.57928	<i>HETE-II</i>	[3]
2005 Jul 7 13:09:22	53558.54891	<i>HETE-II</i>	[3]
2005 Jul 21 23:00:32	53572.95871	<i>HETE-II</i>	[3]
2005 Jul 21 23:00:32	53572.95871	<i>RXTE/PCA</i>	[4]
2005 Aug 17 12:19:58	53599.51387	<i>Swift</i>	[5]
2005 Aug 28 15:09:37	53610.63167	<i>Swift</i>	[5]
2005 Sep 24 04:47:10	53637.19941	<i>RXTE/ASM</i>	[6]
2006 Mar 20 11:34:06	53814.48202	<i>RXTE/PCA</i>	[4]

REFERENCES. — 1. Vanderspek et al. (2005); 2. Kawai et al. (2005); 3. Suzuki et al. (2006); 4. this paper (see also Galloway et al. 2006); 5. C. Markwardt, pers. comm. (2005); 6. R. Remillard, pers. comm. (2005)

2000 May 13 onwards)⁷.

3. RESULTS

Within the first hundred days of the outburst, the 2.5–25 keV flux varied by a factor of ≈ 2 . Subsequently the flux stabilised at around 8×10^{-10} ergs cm⁻² s⁻¹, but continued to exhibit evolution on timescales of ≈ 10 d or so. We observed a number of more abrupt events; on MJD 53559 (as also noted by Kaaret et al. 2006) the flux increased by almost 60% between two observations separated by just 45 hr, returning back to the earlier level for the subsequent observation, 49 hr later; on MJD 53855 the flux dropped by around 40% between observations separated by 5.7 d.

Thermonuclear burst activity continued following the 2005 June 14 event that led to the source discovery (Vanderspek et al. 2005). Additional bursts were detected by *HETE-II*, *Swift* and *RXTE/ASM* (Table 1). The minimum waiting time between any pair of bursts was 3.44 d; the maximum (neglecting the gap during which the source was near the sun) was 26.6 d. Since the persistent flux varied only by a factor of ≈ 2 over this time, we expect that additional bursts occurred which were not detected because they fell within intervals when the source was not observable by any of the satellites.

3.1. Pulse amplitudes and profiles

We adjusted the 122 μ s-resolution lightcurves to the solar system barycenter using the JPL DE200 ephemeris, and corrected for the orbital motion using the parameters of Kaaret et al. (2006). We folded each lightcurve on the pulsar period, and subtracted the expected background rate. We then fitted the resulting profile to a model consisting of sinusoid first and second harmonics as well as an unpulsed component. Kaaret et al. (2006) noted that the pulsations became undetectable following the flare on MJD 53559. We detected the pulsations once more beginning with the observation on MJD 53573 (91059-03-02-00; Fig. 1, top panel), which was not part of the data analysed by Kaaret et al. (2006). Pulsations were detected through MJD 53582, before becoming undetectable once more. We detected the pulsations in just

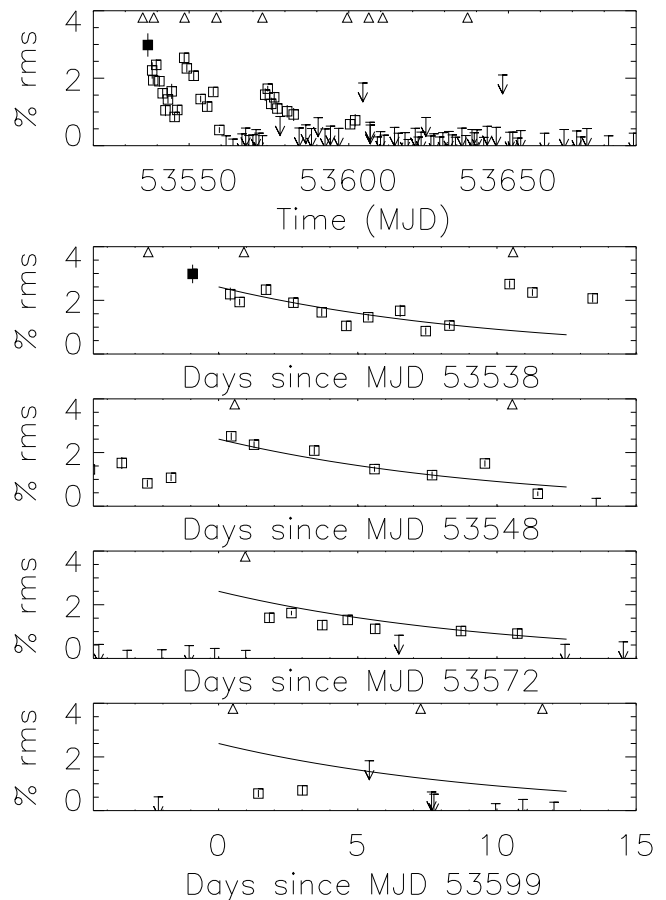


FIG. 1.— Fractional pulse amplitude (% rms) for HETE J1900.1–2455 measured in the range 2.5–25 keV by *RXTE* during 2005. Open triangles indicate the times of thermonuclear bursts. *Top panel* Pulse amplitude history through MJD 53690 (2005 November 16). The four lower panels show expanded views of the intervals around the first six bursts detected. An exponential decay with a maximum of 2.5% and timescale $\tau = 10$ d is overplotted (*solid line*). For the first *RXTE* observation (on MJD 53537), high-time resolution modes covering the full PCA band were not available; for that observation we plot the pulse amplitude in the 3.3–25 keV band (*filled symbol*).

two more observations, the last on MJD 53602; no detections at $> 3\sigma$ have been made since.

We rarely detected the second harmonic at $> 3\sigma$ significance, and in only one observation where the first harmonic was present at $> 0.7\%$ rms. In that observation, the second harmonic amplitude was around 24% of the first (corresponding to a fractional pulsed amplitude contribution of 0.4%); in the other detections, the second harmonic amplitude was between 20 and 60% of the first. Since the second harmonic contributed negligibly to the overall pulse amplitude, we quote the first harmonic rms amplitude and uncertainties as the pulse amplitudes.

During the initial part of the outburst (through MJD 53560), the pulse amplitude was typically in the range 0.9–3% rms (Fig. 1). The *RXTE/PCA* observations commenced approximately 1.5 d after the discovery burst on June 14, and initially found the pulse amplitude to be in the range 2–3% rms. Over the following ten days the pulse amplitude decreased on average to around 1%

⁷ http://rxte.gsfc.nasa.gov/docs/xte/pca_news.html

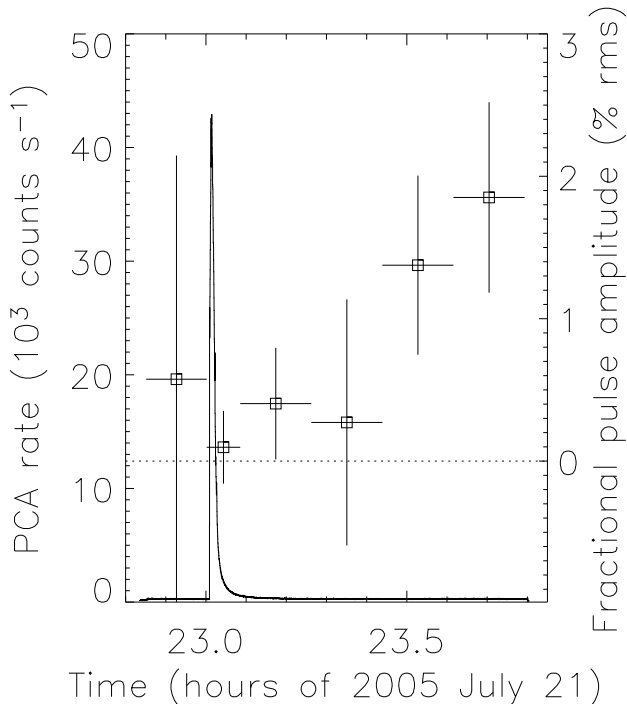


FIG. 2.— Pulse amplitude evolution during the observation of 2005 July 21. The 1-s PCA lightcurve (left-hand y -axis) is plotted on the same x -axis as the pulse amplitude measurements (open squares, right-hand y -axis). Error bars indicate the 1σ uncertainties.

rms, until shortly before a third burst was detected by *HETE-II* on MJD 53548 (Table 1). The PCA observation on that day found the pulse amplitude had returned to close to the maximum observed previously, at around 2.5% rms. For the following nine days the pulse amplitude again decreased to a minimum of $< 1\%$ rms. Although a fourth burst was observed on MJD 53558, the pulsations became undetectable until after the fifth burst, returning at around 2% rms. For a third time, the pulse amplitude in the 10 d following that burst decreased on average, to around 1% rms and eventually below the detection limit. This is further illustrated in the lower panels of Fig. 1, each of which shows an expanded view of the pulse amplitude history around the time of the first few bursts.

We examined the *RXTE*/PCA observations closest to the time of bursts in order to estimate precisely when and how rapidly the pulse amplitude increases. In at least one case, the pulsations appeared strongly again just *before* a burst (see Fig. 1, middle panel). The pulse amplitude for observation 91015-01-04-03 on MJD 53548 was $2.60 \pm 0.14\%$ rms, whereas two days earlier it was $1.06 \pm 0.12\%$ (having decreased from almost 3% in the very first PCA observation). Observation 91015-01-04-03 finished at MJD 53548.475, whereas the nearest burst was detected by *HETE-II* at MJD 53548.579, 2.4 hr *after* the end of the observation.

In contrast, the first burst detected by the PCA (on MJD 53572) was not accompanied by the detection of pulsations (the estimated 3σ upper limit on the fractional rms pulse amplitude averaged over the entire observation was 0.57%). The burst occurred 9.48 min after the start

of the observation, which continued for another 47.5 min (Fig. 2). We divided up this observation into six intervals, one each before and during the burst, and four equally-spaced intervals after, and folded each lightcurve segment on the pulse period to independently measure the pulse fraction. We found that the pulse fraction was consistent with zero during the first four intervals (up to ≈ 30 min after the burst), but in the last two intervals increased to 1.3 and 1.8%, respectively.

3.2. Pulsations as a function of energy

We chose the observation with the highest fractional rms pulse amplitude to examine the energy dependence of the pulse amplitude and arrival time. We divided the source spectrum into ten bands to give approximately the same countrate in each band. We then created lightcurves within each band, binned on $122 \mu\text{s}$, and corrected the times to the solar system barycenter, as well as correcting for the effects of the binary orbit using the parameters of Kaaret et al. (2006). We folded each light-curve on the pulsar period, and measured the amplitude and pulse arrival time by fitting to a model consisting of a sine curve with a constant offset.

The reduced χ^2 for the fits was consistently $\lesssim 1$, indicating no need for additional harmonics. The pulse fraction was 2.6% on average below 6 keV, and then dropped between 6 and 20 keV to as low as 1.6% (Fig. 3). There was insufficient signal to further subdivide the energy range above 20 keV and hence test whether the pulse amplitude continued to evolve as the energy increased. In the mean the pulse amplitude in the highest band was consistent with around 2% rms. The pulses below 5 keV arrived simultaneously, but the pulses above this energy arrived earlier, by up to 0.07 cycles. Thus, while the pulsations had simpler profiles than in the other AMSPs, with the first harmonic detected strongly only in one observation, the energy dependence of the amplitude and pulse arrival time was similar to that observed in other pulsars (see e.g. Cui et al. 1998; Gierliński & Poutanen 2005; Falanga et al. 2005).

4. DISCUSSION

HETE J1900.1–2455 is the most remarkable accretion-powered millisecond pulsar discovered since the first example, SAX J1808.4–3658. In several important respects, its behaviour is distinctly different from all other sources in the class. First, the source has been active for > 1 yr, roughly an order of magnitude longer than any other AMSP. In this respect, the behaviour more closely resembles transients like MXB 1659–298 or KS 1731–260, with outbursts of 2.5 and 12.5 yr duration, respectively (e.g. Wijnands et al. 2003). For a distance of 5 kpc (Kawai et al. 2005), the mean X-ray flux of HETE J1900.1–2455 indicates a steady accretion rate of 2–3% \dot{M}_{Edd} . Although this is lower than the maximum reached in the outbursts of some other AMSPs, the ongoing activity means a higher time-averaged accretion rate since discovery (see also Galloway 2006).

The ongoing activity may be related to the stellar evolution of the mass donor. At 83.25 min, the orbital period of HETE J1900.1–2455 is essentially identical to the well-known lower limit of ≈ 80 min for a main-sequence mass donor. The Roche lobe in a binary with a smaller orbital period cannot accommodate a H-rich

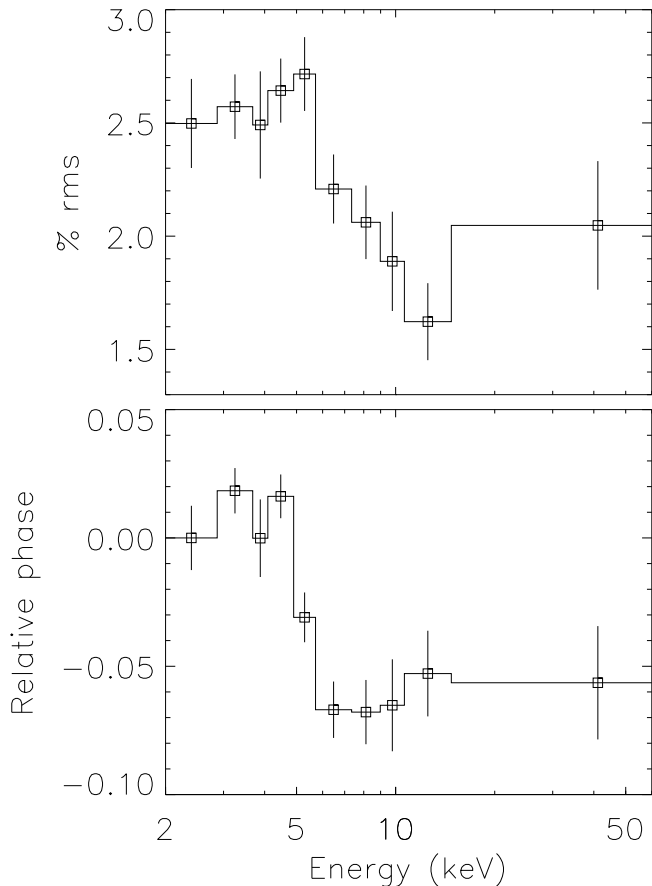


FIG. 3.— Dependence of the pulse profiles and phase with energy for the observation on 2005 June 18. *Top panel* The fractional rms pulse amplitude as a function of energy. Error bars indicate the 1σ uncertainties. *Bottom panel* Pulse arrival time versus energy, relative to the lowest energy channel. A negative value indicates that the pulse leads the pulse in the first channel.

donor, and such sources instead accrete from evolved stars or white dwarfs (Paczynski & Sienkiewicz 1981; Nelson et al. 1986). An extended episode of enhanced mass accretion may occur as the binary evolves through the main-sequence orbital period limit, as the outer H-rich layers are gradually stripped away leaving only the He-rich core (see also Fig. 3 of Podsiadlowski et al. 2002).

Second, the amplitude of the pulsations decreased systematically on a timescale of 10 d following several of the bursts observed early in the outburst. Kaaret et al. (2006) reported that the pulsations first became undetectable following a large flare early in the outburst, likely resulting from a temporary increase in the accretion rate. Our pulse amplitude measurements have revealed that the amplitude had been decreasing steadily since the burst on MJD 53548, suggesting that the disappearance of the pulsations after MJD 53559 may have

instead been a consequence of the elapsed time since that burst, and the arrival of the flare was a coincidence. Indeed, pulsations only became detectable again following a subsequent thermonuclear burst which was detected by the PCA. It remains unclear why the burst just before the flare on MJD 53558, as well as the bursts observed later in the outburst, did not trigger similar episodes of high pulse amplitude.

Such pulse amplitude variations have not been reported in any other AMSP; we note that bursts have been detected in two others, SAX J1808.4–3658 (Chakrabarty et al. 2003) and XTE J1814–314 (Strohmayer et al. 2003). It is particularly intriguing that the onset of the pulsations can apparently occur up to 2.4 hr *before* or 0.5 hr *after* the actual time of burst ignition (or not at all). That the pulsations may appear prior to the burst seems to rule out oscillations which are directly triggered by the bursts, although some dependence of the pulsation mechanism on the properties of the envelope is indicated.

The third aspect in which HETE J1900.1–2455 behaves distinctly differently from the other six known AMSPs is that the pulsations in HETE J1900.1–2455 were present only in the first few months of the outburst. While the amplitude of the pulsations in the other AMSPs may vary throughout the outburst, they are always detectable except at the end of the outburst when the source flux has dropped essentially to the background level. It is an open question as to what physics prevents persistent millisecond pulsations from being detected in most LMXBs containing neutron stars. That HETE J1900.1–2455 apparently makes a transition from persistently-pulsing (albeit at rather low amplitude) to a non-pulsing, quasi-persistent source within a timescale of a month indicates that the visibility of the pulsations is determined in the outer layers of the neutron star envelope, since this timescale is far too short to affect the properties of the core. One possibility that has been discussed theoretically is that magnetic channeling of the flow (which is thought to give rise to the pulsations) will cease once the magnetic field is “buried” by the accreted material (e.g. Cumming et al. 2001; Payne & Melatos 2006). The cessation of pulsations 70 d after the beginning of the outburst in HETE J1900.1–2455 suggests that only $10^{-10} M_{\odot}$, or equivalently a sustained rate of $\approx 2\% \dot{M}_{\text{Edd}}$ is necessary to bury the field. We hypothesize that other, presently-active low- \dot{M} LMXBs may have also been detectable as millisecond X-ray pulsars when they first became active.

We thank Craig Markwardt, Nat Butler, and Ron Remillard for supplying the times of bursts observed by *Swift*, *HETE-II*, and *RXTE*/ASM, respectively. This work was supported in part by the NASA Long Term Space Astrophysics program under grant NAG 5-9184.

REFERENCES

Alpar, M. A., Cheng, A. F., Ruderman, M. A., & Shaham, J. 1982, *Nature*, 300, 728
Chakrabarty, D. & Morgan, E. H. 1998, *Nature*, 394, 346

Chakrabarty, D., Morgan, E. H., Munro, M. P., Galloway, D. K., Wijnands, R., van der Klis, M., & Markwardt, C. B. 2003, *Nature*, 424, 42
Cui, W., Morgan, E. H., & Titarchuk, L. G. 1998, *ApJ*, 504, L27

- Cumming, A., Zweibel, E., & Bildsten, L. 2001, *ApJ*, 557, 958
- Falanga, M., Kuiper, L., Poutanen, J., Bonning, E. W., Hermsen, W., di Salvo, T., Goldoni, P., Goldwurm, A., Shaw, S. E., & Stella, L. 2005, *A&A*, 444, 15
- Galloway, D. K. 2006, in *The Transient Milky Way: a perspective for MIRAX*, ed. F. D'Amico, J. Braga, & R. Rothschild (Melville, NY: AIP)
- Galloway, D. K., Morgan, E. H., Kaaret, P., Chakrabarty, D., & Suzuki, M. 2005, *The Astronomer's Telegram*, 657
- Galloway, D. K., Munro, M. P., Hartman, J. M., Savov, P., Psaltis, D., & Chakrabarty, D. 2006, *ApJS*, submitted (astro-ph/0608259)
- Gierliński, M. & Poutanen, J. 2005, *MNRAS*, 359, 1261
- Jahoda, K., Swank, J. H., Giles, A. B., Stark, M. J., Strohmayer, T., Zhang, W., & Morgan, E. H. 1996, *Proc. SPIE*, 2808, 59
- Kaaret, P., Morgan, E., & Vanderspek, R. 2005, *The Astronomer's Telegram*, 538
- Kaaret, P., Morgan, E. H., Vanderspek, R., & Tomsick, J. A. 2006, *ApJ*, 638, 963
- Kawai, N., Suzuki, M., & for the HETE Team. 2005, *The Astronomer's Telegram*, 534
- Morgan, E., Kaaret, P., & Vanderspek, R. 2005, *The Astronomer's Telegram*, 523
- Nelson, L. A., Rappaport, S. A., & Joss, P. C. 1986, *ApJ*, 304, 231
- Paczynski, B. & Sienkiewicz, R. 1981, *ApJ*, 248, L27
- Payne, D. J. B. & Melatos, A. 2006, *ApJ*, accepted (astro-ph/0607214)
- Podsiadlowski, P., Rappaport, S., & Pfahl, E. D. 2002, *ApJ*, 565, 1107
- Radhakrishnan, V. & Srinivasan, G. 1982, *Current Science*, 51, 1096
- Strohmayer, T. E., Markwardt, C. B., Swank, J. H., & in 't Zand, J. 2003, *ApJ*, 596, L67
- Suzuki, M., et al. 2006, *PASJ*, submitted
- Vanderspek, R., Morgan, E., Crew, G., Graziani, C., & Suzuki, M. 2005, *The Astronomer's Telegram*, 516
- Wijnands, R. 2004, in *Proceedings of the 2nd BeppoSAX Conference: "The Restless High-Energy Universe"*, Amsterdam, 5–9 May 2003, ed. E. P. J. van den Heuvel, R. A. M. J. Wijers, & J. J. M. in 't Zand, Vol. 132, 496–505
- Wijnands, R., Nowak, M., Miller, J. M., Homan, J., Wachter, S., & Lewin, W. H. G. 2003, *ApJ*, 594, 952
- Wijnands, R. & van der Klis, M. 1998, *Nature*, 394, 344