

A COMPACT CENTRAL OBJECT IN THE SUPERNOVA REMNANT KES 79

F.D. SEWARD, P.O. SLANE, R.K. SMITH
Smithsonian Astrophysical Observatory, Cambridge MA 02138

M. SUN
Harvard University, Cambridge MA 02138
Submitted for Publication in The Astrophysical Journal

ABSTRACT

A Chandra X-ray observation has detected an unresolved source at the center of the supernova remnant Kes 79. The best single-model fit to the source spectrum is a blackbody with an X-ray luminosity $L_X(0.3\text{-}8.0\text{ keV})=7 \times 10^{33}$ ergs s^{-1} . There is no evidence for a surrounding pulsar wind nebula. There are no cataloged counterparts at other wavelengths, but the absorption is high. The source properties are similar to the central source in Cas A even though the Kes 79 remnant is considerably older.

Subject headings: supernova remnants - stars:neutron - X-rays

1. INTRODUCTION

Source 79 in the radio catalog of Kesteven (1968) lies directly in the Galactic Plane, 33° NE of the Galactic Center. It is a moderately large supernova remnant (SNR) and is sometimes called G33.6+0.1. Radio observations (Velusamy, Becker & Seward 1991) show an outer shell, $11'$ in diameter, which is approximately circular over the SW half of the remnant but with large indentations in the N and E boundaries. The brightest part of the radio remnant is an interior region with shell-like form. The southern part of this “inner shell” has the highest surface brightness in the remnant. The distance has been determined by neutral H absorption measurements to be 10 ± 2 kpc by Frail & Clifton (1989).

The first X-ray detection of Kes 79 was made using the Einstein Observatory (Seaquist & Gilmore 1982; Velusamy, Becker & Seward 1991) and showed amorphous structure with a bright center. This inspired a ROSAT observation (Seward & Velusamy 1995) to search for Crab-like structure in the interior. The results, however, showed no indication of a central pulsar or pulsar-wind nebula. The southern arc of the inner ring was found to be bright in X-rays and faint emission was observed from the outer shell, particularly close to the eastern indentation. Assuming a thermal spectrum, analysis of the ROSAT data indicated an age of $6 - 12 \times 10^3$ years, an X-ray luminosity of $\sim 10^{36}$ erg s^{-1} , and an energy release of 5×10^{50} ergs in the SN explosion. Subsequent observations with ASCA (Sun & Wang 2000) showed that the spectrum was indeed thermal with strong lines from Mg, Si and S. The global spectrum was fit well by a single NEI model. Seward & Velusamy (1995) speculated that this remnant might be younger and closer than believed and the result of a Type Ia supernova. As evidence they cited: the circular shell, the fact that the absorption was the same as that in the path to W44 (1° distant in the plane of the sky and only 3 kpc distant from the sun), and the lack of an observable pulsar. The Chandra observation described here shows that this is not the case.

In this paper we report the detection of a point-like source at the center of the remnant, which is likely to be a neutron star created in the SN explosion. We discuss the spectrum, the apparent absence of any surrounding synchrotron emission, and briefly compare the source with similar objects. Discussion of the SNR shell is deferred to a subsequent publication.

2. CHANDRA OBSERVATION

Chandra observed Kes 79 on 31 July 2001. The observation was undertaken to better determine the shell-like structure and to measure spectra from different regions. An exposure of 30 ks was obtained and there were no “flares” from particle-induced background. The remnant was centered in the ACIS-I array and consequently spread over the four, $8'$ square chips comprising the detector. The telescope was dithered and images are exposure corrected so the gaps between chips do not appear in the images. Because of the CTI degradation of the detector (Chandra X-ray Center 2001), the spectral resolution is better along the NE and SW edges of the remnant than at the center. We took this into account using appropriate tasks from the CIAO software, version 2.1, which was used for data analysis.

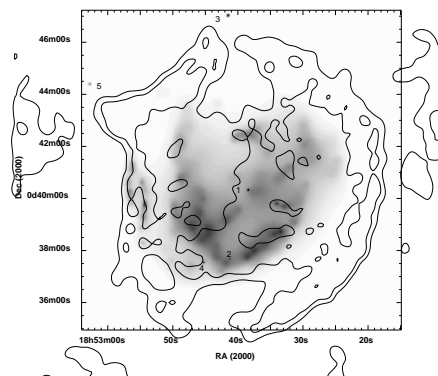


FIG. 1.— Chandra image of Kes 79 in the energy range 0.8-8 keV. Data have been adaptively smoothed. The grey-scale X-ray emission comes largely from the bright inner ring of the remnant, a region with dimensions $5' \times 6'$. Unresolved sources are labeled 1-5. Source 1 is centered in the remnant and is, by a factor of 10, the brightest point-like source in this field. The radio remnant is indicated by three brightness contours at relative surface brightness levels of 1, 2.24, and 5.

Figure 1 shows the Chandra image. The data have been adaptively smoothed (with the CSMOOTH algorithm) and show the bright inner shell of the remnant. Emission from the outer shell is weak and is hard to see (except in the E indentation) in this figure. Five unresolved sources are easily seen, including 3 within the shell. The brightest, by an order of magnitude, is the source at the middle which is the subject of this paper. The

sources are labeled 1-5 in Figure 1, and Table 1 lists their properties. The May 2002 Chandra aspect solution was used. For sources within $2'$ of the telescope axis the 90% certainty radius in the Chandra position is $0.6''$. Positions were compared with the GSC 2.2 Catalog (STScI 2001). Sources 3 ($7'$ off-axis) and 4 ($3'$ off-axis) are probably stars; the X-ray spectra are soft and the X-ray source positions are $0.9''$ and $0.2''$ from optical counterparts, which shows the accuracy of the aspect determination for these parts of the field.

Hardness ratios are given for eventual comparison with 2 surveys of serendipitous Chandra sources, extragalactic (Green et al 2002) and Galactic (Grindlay et al. 2002). The hardness ratio, $HR = H-S/H+S$ where S is the number of counts from 0.3 to 2.5 keV and H is the number of counts from 2.5 to 8 keV. There is no counterpart brighter than R magnitude 19 for the central source (1) or for sources 2 and 5. Because the spectra of sources 2 and 5 are hard, they are probably background AGN.

The radial profile of the central source is consistent with the expected Chandra point-spread-function. Any extent is $< 1.0''$. Thinking this likely to be an isolated neutron star, we searched for time variability and pulsations. The light curve is constant within statistics - 2σ fluctuations $\leq 20\%$ on an hourly basis. The search for periodicity was limited to periods longer than 6.4 s because the ACIS instrument, in normal mode, integrates for 3.2 s. An FFT analysis showed no coherent power significantly above the noise, giving an upper limit of $\approx 30\%$ for pulsed power in this range.

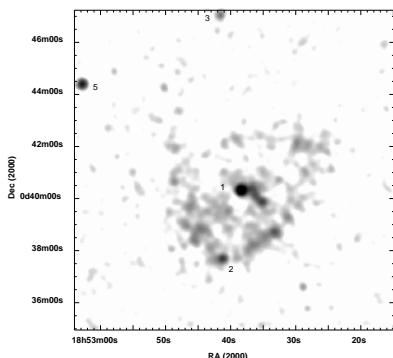


FIG. 2.— Chandra image of Kes 79 in the energy range 3-5 keV. Data have been smoothed with a Gaussian of $FWHM=12''$. Four of the unresolved sources are still visible.

Since many young pulsars are embedded in diffuse synchrotron radiation from a surrounding PWN, we searched for such a PWN at high energies. In the range 5-8 keV, the central source is still visible but diffuse emission is absent, both from the bright inner shell and from the vicinity of the central source. In the range 3-5 keV, shown in Figure 2, the inner ring is discernable and there is a small feature adjacent to the central source and extending SW. The spectrum of emission from this SW feature shows Mg and Si lines, indicating that much of the emission is thermal. Since there are only 300 counts from this feature, model parameters cannot be accurately determined from spectral fits. By subtracting the thermal spectrum observed elsewhere in the remnant we estimate that up to about 1/3 of the emission from this $\sim 0.6' \times 0.6'$ feature could be non-thermal. Assuming a power-law spectrum with photon index = 2 (like the Crab Nebula), the upper limit to the luminosity of a PWN at this location is calculated to be 1.5×10^{33} ergs s^{-1} . This upper limit is about 1/4 the luminosity of the point-like

source. We note that a PWN is usually more luminous than the pulsar itself [20:1 for the Crab Pulsar (Toor & Seward 1977), 1.3:1 for the Vela Pulsar (Helfand et al 2001)]

The spectrum of the central source is shown in Figure 3 and Table 2 lists the results of spectral fits. 723 counts were extracted from a circle of radius $4''$, grouped over 9 ACIS energy channels, and were restricted to the energy band 0.8-4.7 keV. The SHERPA software was used for spectral fitting. A power-law gives a fit which, although it produces an acceptable $\chi^2 = 1.2$, is obviously too weak in the range 2-4 keV and too strong in the range 4-6 keV. Furthermore, the photon index, $\gamma = 4.2$, is higher than observed for most cosmic sources and the value for absorption is high. The ASCA measured N_H was $(1.75 \pm .07) \times 10^{22}$ atoms cm^{-2} and spectral fits to the bright thermal emission in our Chandra data yield $N_H \approx 1.8 \times 10^{22}$ atoms cm^{-2} . The central source spectrum is soft, softer than expected from an AGN ($\alpha \approx 1.7$) or from a PWN ($\alpha \approx 1.5 - 2.5$) (e.g. Slane et al 2000).

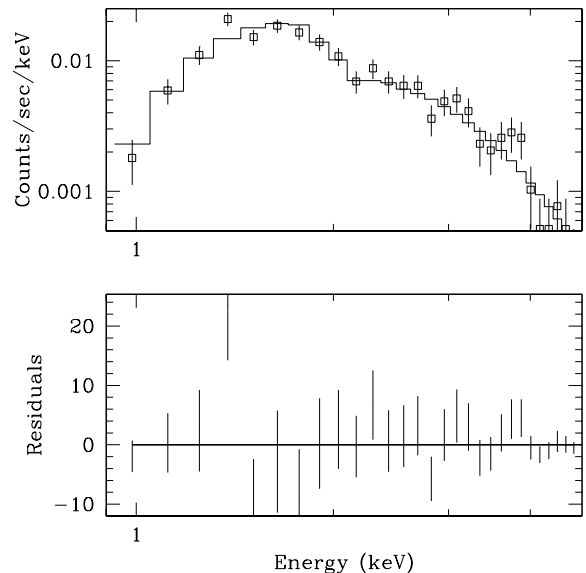


FIG. 3.— X-ray spectrum of the central source. A small background has been subtracted. The solid histogram is the result expected from a black body spectrum with temperature $kT = 0.48$ keV.

A single blackbody spectrum gives a good fit, shown in Figure 3, but with N_H a bit lower than expected. It is also not difficult to achieve good fits with 2-component spectra. The soft component can be either blackbody or power law and is not well constrained. A power law does not work well as the hard component and, if used as the soft component, only makes a small contribution to the emission. If we require that $N_H = 1.8 \times 10^{22}$ atoms cm^{-2} , the absorption observed by Chandra for the diffuse part of the remnant, then a 2-component spectrum produces a better fit than a single blackbody spectrum but the relative contribution of the soft component is small. Values of parameters are given in Table 2.

Chandra spectra of various parts of the diffuse remnant are all thermal. The Mg, Si, and S lines detected by ASCA are prominent and there is not much variation from region to region. These data and their interpretation will be the subject of a second paper (Sun et al. 2002).

The radio pulsar, B1849-00, proposed to be a high-velocity object associated with Kes 79 (Han 1997), is located just out-

TABLE 1
PROPERTIES OF SERENDIPITOUS SOURCES

Source	RA	Dec	ACIS Counts	Hardness Ratio	R Mag	Optical Counterpart
1, Central Source	18h 52m 38.56s	+00° 40' 19.84''	723	-0.49 ± 0.04	> 18.5	None
2	18h 52m 41.35s	+00° 37' 42.5''	60	0.37 ± 0.14	> 18.5	None
3, Star?	18h 52m 41.66s	+00° 47' 01.4''	61	-0.39 ± 0.19	16.0	N020120163554
4, Star?	18h 52m 45.38s	+00° 37' 34.1''	47	-0.83 ± 0.19	16.3	N020120158710
5	18h 53m 02.87s	+00° 44' 22.9''	68	0.70 ± 0.14	> 18.5	None

side the remnant 3' south of the rim. Frail & Clifton (1989), however, obtained 21 cm absorption data which showed PSR 1849-00 to be considerably further away than Kes 79. The present discovery of a different object at the center of Kes 79, verifies their conclusion that PSR 1849-00 is not associated with Kes 79.

As a matter of interest, PSR 1849-00 was in the field of view of the ACIS-I detector during our observation and was not detected. An upper limit on the flux is 1×10^{-14} ergs cm^{-2} s^{-1} . If the pulsar were 15 kpc distant, and the transmission of the ISM is t_{ism} , then L_x would be $2.5 \times 10^{32} t_{ism}^{-1}$ erg s^{-1} . Since \dot{E} is $\sim 4 \times 10^{32}$ erg s^{-1} for this pulsar, L_x is expected to be well below this upper limit.

3. DISCUSSION

The blackbody spectrum strongly suggests that the central point source in Kes 79 is not a foreground star or background AGN, as are the other unresolved sources in Figure 1. The central location and similarity to other recently-discovered objects (see list 2 below) indicate that this is probably a neutron star — the remnant of the core of the star which exploded to produce Kes 79. It was not detected in previous X-ray observations because the counting rate of the central source is only $\sim 10^{-2}$ that of the entire remnant in the 1-10 keV energy band. The luminosity at 10 kpc distance, in the band 0.3-8 keV, is 7×10^{33} erg s^{-1} , about 4 times the luminosity as that of the central object in Cas A (Chakrabarty et al. 2001). The blackbody spectrum and lack of a PWN favor thermal emission originating from a small region, perhaps on the surface of the star.

Central objects in SNRs were well-understood when the only two known were the Crab and Vela pulsars. For each of these objects, the pulsar characteristic age, $P/2\dot{P}$, and the age of the surrounding remnant are about the same (950 years for the Crab and $\sim 10^4$ years for the Vela Remnant), most of the energy radiated from the vicinity of the pulsar is nonthermal, and spin-down energy is adequate to power all emission from the pulsar and PWN. Now that more objects have been discovered, the situation is complex.

Some putative neutron stars within remnants show no sign of non-thermal emission. There is no PWN, the X-ray spectrum is more blackbody than power law, and no radio or gamma-ray pulsations have been observed. These have been called “radio-quiet” pulsars and/or CCOs (Compact Central Objects). Such objects are found in Cas A (Murray et al. 2001; Chakrabarty et al. 2001), Pup A (Zavlin et al. 1999), PKS 1209-51/52 (Zavlin et al. 2000; Pavlov et al. 2002) and G347.3-0.5 (Slane et al. 1999). Properties of these objects are reviewed by Pavlov, Sanwal, Garmire, and Zavlin (2002). The Kes 79 source ap-

pears to be of this type. All have luminosities, L_x between 10^{33} and 10^{34} erg s^{-1} . There is only one convincing case for pulsed emission; the central source in PKS 1209-51/52 has a period of 0.424 s, a sinusoidal pulse shape, and a pulsed fraction of $\approx 10\%$ (Zavlin et al. 2000; Pavlov et al. 2002).

We note that Kes 79 was searched for radio pulsations by Gorham et al. (1996) at 430 and 1420 MHz. No pulsations were observed above a level of 0.7 mJy at 1420 MHz. (This is rather weak support of the “radio-quiet” classification since a large fraction of pulsars discovered in modern surveys, (e.g. Manchester et al 2001) have lower fluxes than this limit.)

The X-ray spectra of all these objects are close to blackbody spectra. The classical blackbody model, however, predicts a temperature which is too high and a surface area which is too small when compared with generally accepted models of neutron stars. For example, Chakrabarty et al. (2001) have fit the spectrum of the Cas A object and find a temperature of 0.49 keV and star radius of 0.52 km; compared with the 8-16 km radius expected. The radiation source could be a single hot spot on the star surface but this is hard to reconcile with the observed lack of pulsations ($\leq 25\%$ pulsed) determined by Murray et al. (2001).

A light-element atmosphere will reduce the derived temperature and increase the derived radius. Lloyd, Hernquist & Heyl (2002) have calculated emergent spectra and find that the actual temperature, T_{eff} , is always less than the temperature, T_{bb} , derived by fitting a blackbody spectrum to the observed data. Chakrabarty et al. (2000) find that a H atmosphere model applied to the Cas A source yields a temperature of 0.26 keV and a radius of 2.2 km. They conclude that existing surface-radiation models do not explain the Cas A object and that accretion models also fail to account for the lack of an optical counterpart. The more luminous Kes 79 object, if a classical blackbody, would require a radius of only 1.0 km to achieve the observed luminosity at the measured temperature of $T_{bb} = 0.48$ keV. Application of the light atmosphere model of Lloyd, Hernquist and Heyl predicts that T_{eff} is a factor of 1.8 lower than T_{bb} , or 0.27 keV. This lower temperature would increase the required radius to 3.2 km, still short of the 8-16 km expected. Since the theoretical models used so far have been simple, perhaps adjustments might be made in the model atmosphere to achieve a fit with a standard radius. Obviously better models are needed.

Among the 5 Central Compact Objects (CCOs) mentioned, The most luminous is in the largest remnant, G347.3-0.5. The source in Kes 79 is the second most luminous. Kes 79 is about the same size as PKS 1209-51/52 but in a denser environment, so is probably older. Thus the central source in Kes 79 may also be the second oldest specimen of the “radio-quiet” isolated pul-

TABLE 2
SPECTRAL FITS TO THE CENTRAL SOURCE

Model	Spectral Index	N_H (10^{22} atoms cm^{-2})	Reduced χ^2
Power Law	$\alpha = 4.2 \pm 0.25$	2.7 ± 0.2	1.19 (25 dof)
Black Body	$kT = 0.48 \pm 0.025$	1.45 ± 0.17	0.92 (25 dof)
2 Black Body	$kT = 0.18 \pm 0.06$ $kT = 0.47 \pm 0.02$	1.8 (fixed)	0.94 (24 dof)

sar group. This agrees exactly with the conclusion of Pavlov, Sandwal, & Garmire (2002) that the older CCOs are more luminous. If these central objects are similar, they are certainly not cooling rapidly and the apparent increase in emitting area with age is a mystery.

Certainly, the source in Kes 79 is worthy of more study. It happens to be in a remnant which has a well defined outer

shell and, interpreting this as a shock, one can derive information about the SN explosion which produced it. Future work should include sensitive searches for radio and/or X-ray pulsations and, although none is expected, a sensitive search for an optical counterpart.

This work was supported by NASA Grant GO1-2067X.

REFERENCES

- Chakrabarty, D., Pivovarov, M.J., Hernquist, L.E., Heyl, J.S. & Narayan, R. 2001, ApJ 548, 800
- Chandra X-ray Center, 2001, Proposers Observatory Guide Rev. 4.0, TD 403.00.004
- Frail, D.A. & Clifton T.R. 1989, ApJ 336, 854.
- Green P., et al. 2002, in preparation
- Grindlay, J., et al. 2002, in preparation
- Gorham, P.W., Ray, P.S., Anderson, S.B., Kulkarni, S.R. & Prince, T.A. 1996, ApJ 458, 257
- Han, J.L. 1997, A&A 318, 485
- Helfand, D.J., Gotthelf, E.V., & Halpern, J.P. 2001, ApJ 556, 380
- Space Telescope Science Institute, Guide Star Catalog version 2.2, 2001, <http://www-gsss.stsci.edu/gsc/gsc2/GSC2home.htm>
- Kesteven, M.J.L. 1968, Aust. J. Phys. 21, 369.
- Lloyd, D.A., Hernquist, L. & Heyl, J.S. 2002, in preparation
- Manchester, R.N., et al 2001, MNRAS 328, 17
- Murray, S.S., Ransom, S.M., Juda, M., Hwang, U. & Holt, S.S. 2001, Astro-ph 0106516
- Pavlov, G.G., Sanwal, D., Garmire, G.P. & Zavlin, V.E. 2002, Astroph/0112322, to appear in "Neutron Stars and Supernova Remnants" eds. P.O. Slane & B.M. Gaensler
- Pavlov, G.G., Zavlin, V.E., Sanwal, D. & Trumper, J. 2002, ApJ 569, L95
- Seaquist, E.R. & Gilmore, W.S. 1982, AJ 87, 378.
- Seward, F.D. & Velusamy, T. 1995, ApJ 439, 715.
- Slane, P.O., Gaensler, B.M., Dame, T., Hughes, J.P., Plucinsky, P.P. & Green, A. 1999, ApJ 525, 357
- Slane, P.O., Chen, Y., Schulz, N., Seward, F., Hughes, J.P., & Gaensler, B. 2000, ApJ 533, L29
- Sun, M., Seward, F.D., Slane, P.O. & Smith, R.K. 2002, In preparation.
- Sun, M. & Wang, Z-R. 2000, Adv. Space Res. 25, No. 3/4, 549
- Toor, A., & Seward, F.D. 1977, ApJ 216, 560.
- Velusami, T., Becker, R.H. & Seward, F.D. 1991, AJ 102, 676.
- Zavlin, V., Pavlov, G., Sanwal, D. & Truemper, J. 2000, ApJ 540, L25.
- Zavlin, V., Truemper, J. & Pavlov, G. 1999, ApJ 525, 959.