

Lithium in the Coma Berenices Open Cluster

A. Ford¹, R.D. Jeffries¹, D.J. James², and J.R. Barnes²

¹ Department of Physics, Keele University, Keele, Staffordshire, ST5 5BG. UK
email: af@astro.keele.ac.uk or rdj@astro.keele.ac.uk

² School of Physics and Astronomy, University of St. Andrews, North Haugh, St Andrews, Fife, KY16 9SS. UK
email: djj@st-andrews.ac.uk

Received; accepted

Abstract. Lithium abundances, radial velocities, and rotational velocities are reported for 20 candidate F, G and K stars of the sparse Coma Berenices open cluster. All the stars are proper-motion selected, and our radial velocities support the membership credentials of at least 12 of the candidates. Combining our data with that in the literature, we have a close-to-complete census of Li abundances for late-type stars with $M_V < 5.8$. These data show that the Li-depletion pattern in Coma Ber is similar, but not identical, to that in the Hyades cluster, which has a similar age but higher metallicity. Several Coma Ber F stars have suffered significantly more Li depletion than their counterparts in the Hyades. The G and early-K stars of Coma Ber have undergone less Li depletion than those of the Hyades, but much more than that predicted by standard evolutionary models featuring only convective mixing. This provides strong evidence for additional mixing and Li depletion operating in these stars during their first 400 Myr on the main sequence, amounting to 0.3 dex at 6000 K and rising to 0.8-1.2 dex at 5400 K. We find that 4 of the radial-velocity non-members are among a small number of low-mass stars which were previously reported as part of an extra-tidal moving group associated with the Coma Ber cluster. As a result, we now find that the luminosity function of this moving group is indistinguishable from that of the central cluster. It is uncertain whether there may be a significant number of stars with even lower masses among the moving group.

Key words: stars: abundances - stars: late type - stars: interiors - open clusters and associations: individual: Coma Berenices

1. INTRODUCTION

Lithium is the only metal which was formed in significant quantities in the big bang and yet can easily be burned in stellar interiors. Knowledge of the primordial lithium abundance could, in principle, be used to con-

strain big-bang nucleosynthesis models and the universal baryon density (Yang et al. 1984). Li abundances in Population II stars might represent this primordial abundance (Bonifacio & Molaro 1997), but it is debatable whether stellar mixing and processing have depleted lithium from a higher initial value (Deliyannis & Ryan 1997; Ryan et al. 1999). Standard stellar-evolution models, incorporating only convective mixing, predict little Li depletion in Population II stars. However, non-standard processes such as microscopic diffusion, rotation-induced turbulence, or gravity waves might have reduced the surface Li by factors of 2-3 (Pinsonneault et al. 1999).

Much of the support for non-standard processes is established in observations of young clusters, where rapid rotation and loss of angular momentum may well drive additional mixing. The standard models cannot explain the “Boesgaard Gap” of Li-depleted mid-F stars in clusters such as the Hyades (Michaud 1986; Charbonneau & Michaud 1988), the spread in lithium abundances in younger clusters such as the Pleiades (Soderblom et al. 1993a) and α Per (Balachandran et al. 1996), or the evidence that Li depletion continues in main-sequence stars, even though the bases of their convection zones (CZs) are too cool to burn Li (Jeffries & James 1999).

Late-type stars in the Coma Berenices open cluster offer an important test of Li depletion models. With an age of 400-500 Myr (Philip et al. 1977; Lyngå 1987) Coma Ber is similar to the well studied Hyades and Praesepe clusters (ages $\simeq 600-700$ Myr – Mermilliod 1981). Importantly, these open clusters have a set of consistently-determined spectroscopic iron abundances: Coma Ber $[\text{Fe}/\text{H}] = -0.052 \pm 0.026$; Hyades $[\text{Fe}/\text{H}] = +0.127 \pm 0.022$; Praesepe $[\text{Fe}/\text{H}] = +0.038 \pm 0.039$ (Boesgaard & Friel 1990; Friel & Boesgaard 1992). Because the metallicity in Coma Ber is lower than that of the Hyades, its G and K stars should have shallower CZs at similar effective temperatures (T_{eff}), and are predicted to undergo *significantly less* Li depletion during the pre-main-sequence (PMS) convective-mixing phase. As CZ-base temperatures are too cool to burn Li in main-sequence stars *hotter* than $\simeq 5000$ K, continuing Li depletion in these stars is not pre-

dicted by standard models. On this basis we would expect the Li-depletion patterns in these three post-ZAMS clusters to be very different, strongly dependent on metallicity, and set during their PMS evolution. Furthermore, because the Pleiades, with an age of 100Myr, has a consistently-determined metallicity ($[\text{Fe}/\text{H}] = -0.034 \pm 0.024$), we can compare it with the older Coma Ber cluster to study the presence, timescales and mass dependence of any non-standard mixing and Li-depletion mechanisms for F, G and K stars which have reached the ZAMS.

Jeffries (1999 - hereafter J99) obtained Li abundances for a small sample of F and G stars in the Coma Ber cluster. It was found that the depletion pattern was very similar to that of the Hyades, with only a hint of higher Li abundances in stars cooler than 5700 K. J99 concluded that the Li depletion in a range of clusters (including Blanco 1 and the Pleiades, as well as the Hyades and Coma Ber) is ordered according to the cluster age, rather than metallicity. This is contrary to the predictions of standard models. However, non-standard mixing is *in addition to* PMS convective mixing, so clear differences between Coma Ber and the Hyades should remain. It is, therefore, still difficult to explain the Coma Ber Li abundances unless convective PMS Li depletion is strongly inhibited in all of the sample clusters. The conclusions of J99 were tempered by the small sample size – 10 single members, 4 spectroscopic binaries and one possible non-member – and the relatively low resolution (0.5Å) spectra used to study blended Li lines.

Increasing the sample size is difficult because the cluster is spread over a wide area on the sky, is sparse, and has few known low-mass members. A new proper-motion study has recently been published by Odenkirchen et al. (1998, hereafter O98), who have identified several low-mass candidates which were not observed in J99. In addition, they find a core-halo spatial distribution and a co-moving group of extra-tidal stars. There is some evidence (albeit based on very small number statistics) that the mass function is still increasing towards lower masses in those stars at large distances from the cluster centre. Towards the cluster core the mass function appears sharply truncated just below $1M_{\odot}$. These observations would agree with the idea that low-mass stars undergo mass segregation and preferential evaporation from young clusters, would explain the paucity of low-mass stars in previous surveys, and would predict a large number of stars with still lower masses at $>5^{\circ}$ from the cluster centre.

In this paper we determine radial velocities for Coma Ber cluster-member candidates proposed in O98 as well as a few other candidates from earlier proper-motion surveys (Trumpler 1938). We use these results to filter the candidate members, then determine Li abundances for all the objects and re-examine the conclusions of J99 using an enlarged sample of stars.

2. OBSERVATIONS AND ANALYSIS

2.1. Target Selection

The main source of new targets in this work (compared with J99) is the proper-motion survey of O98, based upon Hipparcos (Perryman et al. 1997) and ACT (Urban et al. 1998) proper-motion measurements within a 20° radius of the nominal Coma Ber open cluster centre. For the brighter stars ($V < 8.5$) in the Hipparcos catalogue, proper motions alone were used to select members, whereas fainter stars ($V < 10.5$) were chosen from the ACT catalogue using proper motions in conjunction with photometric constraints. A total of 34 stars with $V < 10.5$ were identified in this way (20 of them had $V < 8.5$). This catalogue is expected to be reasonably complete, although a cross-check with the number of cluster members predicted by the excess stellar density over background counts suggests that perhaps as many as 40 per cent of members could have been missed. The reasons for this are two-fold: first, the instantaneous proper-motion measurements of binary systems may have given misleading information about their membership. This incompleteness is probably magnitude-independent. Second, for fainter targets ($V > 8.5$), the Tycho photometry used for photometric selection can be quite uncertain. This, together with the severe photometric constraints used by O98 could have led to additional incompleteness among the faintest objects.

For the main purpose of this paper incompleteness is not a great problem, except that it limits the number of objects for which we can measure Li abundance. The targets observed here were selected as proper-motion members of the cluster by O98 and all are F, G or K type, with $9.10 < V < 10.78$. Including those stars observed by J99, we have studied all the stars from O98 which are mid-F type or later. Five faint proper-motion candidates (Ta 3, Ta 13, Ta 19, Ta 20 and Ta 21) were also selected from Trumpler (1938), four of which (the exception being Ta 20) have been reported to show photometric modulation which is consistent with their identification as youthful cool cluster members by Marilli et al. (1997). These targets were faint enough ($10.36 < V < 11.18$) that their absence from the catalogue of O98 does not argue strongly against their membership. A list of the new targets observed in this paper is given in Table 1.

2.2. Spectroscopy

The new spectroscopic data acquired for this paper were obtained at the 2.5m Isaac Newton Telescope (INT) on 1998 November 26, and at the 4.2m William Herschel Telescope (WHT) on 1998 November 28–29, 1998 December 06–08, and 1999 December 22–23 inclusive.

The INT data were taken with the same instrumental setup as described by J99 and analysed in exactly the same way to derive heliocentric radial velocities and the

equivalent widths (EWs) of the Li I 6707.8Å/Fe I 6707.4Å blend. The instrumental resolution was 0.5Å and the data consisted of a pair of spectra for each target which were co-added to give a signal-to-noise ratio (s/n) of approximately 200 per 0.22Å pixel.

The WHT data were taken with the Utrecht Echelle Spectrograph (UES) in cross-dispersing mode at the Nasmyth focus of the telescope. The detector used was a SITe1 2048x2048 CCD. The UES was set up with a 31 grooves/mm grating and a central wavelength of 5875Å, so that a wavelength range from 4600Å to 9000Å was covered at a dispersion of 0.066Å per 24μm pixel in the region of the Li I 6708Å line. The resolving power was 45000 for the 1 arcsecond slit width we used.

The usual calibration frames, tungsten flat-fields and B stars were taken, as well as Thorium-Argon lamp exposures. The data were reduced using the Starlink ECHOMOP and FIGARO packages, which included bias-subtraction, flat-fielding, subtraction of scattered light and wavelength calibration. The s/n of these spectra in the radial-velocity orders (see below) and around the Li I 6708Å line were in the range 60 to 170 per extracted spectrum pixel. Radial velocities (RVs) were measured using cross-correlation techniques in the spectral range 5490 to 5584Å and 5940 to 6150Å, which contained many sharp, neutral metal lines and very little telluric contamination. The standard templates used to determine heliocentric RVs were HD 222368, HD 32963, HD 126053 and HD 693. Spectra for several of our objects showing the region around the 6708Å Li line are shown in Fig. 1.

The RVs obtained from the INT and WHT spectra are detailed in Table 1. The errors in the INT velocities, taken with a Cassegrain spectrograph, are dominated by wavelength stability. Repeat exposures and cross-correlation of standards taken on different nights yield an estimated internal error of $\pm 2 \text{ km s}^{-1}$, which is larger than the external error of putting the velocities onto the standard system. UES is mounted on a Nasmyth platform and has much higher resolution. The same experiments on standard stars observed at different times yield internal error estimates of less than 0.3 km s^{-1} , with a likely external error of about $\pm 1 \text{ km s}^{-1}$. We quote the approximate sum of internal and external errors in Table 1, as this is appropriate for comparing with other data (in particular that from J99), although this might slightly over-estimate the internal scatter within the WHT data.

Projected equatorial velocities were estimated for all the stars by cross-correlating the same spectral orders used for RV determination with those of slowly-rotating, chromospherically-inactive stars of a similar spectral type. The width of the cross-correlation peak was calibrated against $v_e \sin i$ by artificially broadening the template-star spectra with a limb-darkened rotation profile (Gray 1992) and cross-correlating against other template stars. A limb-darkening coefficient of 0.6 was used. For the INT spectra only an upper limit of 15 km s^{-1} could be determined.

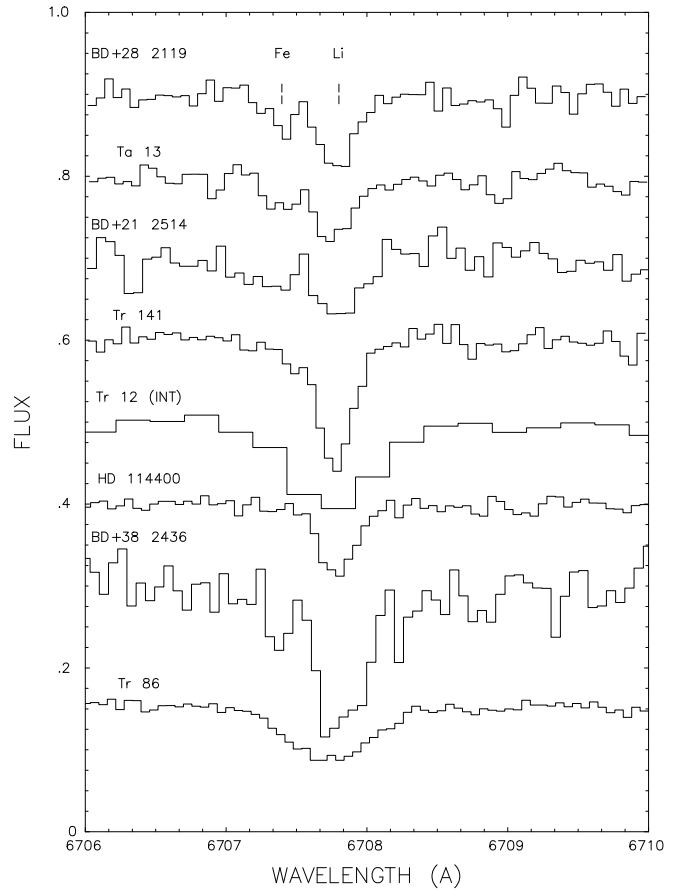


Fig. 1. Spectra in the region of the 6708Å line for a selection of our sample stars. The spectra have been normalised to unity and offset for clarity. Spectra have been corrected for their heliocentric radial velocities.

For the WHT data, with better resolution, we could measure $v_e \sin i$ down to a limit of 6 km s^{-1} and several stars showed broadening greater than this. From numerical experiments we estimate accuracies of order 10% for these values, which are listed in Table 1.

2.3. Lithium Abundances

The main purpose of our paper is to compare the Li abundances of cool stars in the Coma Ber open cluster with those in other clusters such as the Pleiades and Hyades. To do this is *absolutely essential* that consistent abundance determination techniques are used for all the stars involved in the comparison, including atmospheric models, deblending techniques and temperature scales (see Balachandran et al. 1995). Because all these data were taken with different resolutions and signal-to-noise ratios, and since only equivalent widths are available to us for most of the comparison clusters, we are forced to use curve of growth techniques for abundance estimations.

The Li I (6706.6Å+6707.9Å) doublet is blended with the Fe I 6707.4Å line only in lower resolution data. Where

the Li doublet and Fe lines are resolved we use equivalent widths for the Li doublet alone if quoted. For Coma Ber stars the lines are clearly resolved in most of our WHY spectra and the equivalent width is determined by fitting a synthesised Li+Fe spectrum. Table 2 lists these EWs along with their errors determined from chi-squared fits. For lower resolution data and for our INT Coma Ber spectra we adopt a single deblending correction to the integrated Li+Fe EW. The empirical correction we use is that the EW of the Fe line (plus some even weaker CN features) is given by $20(B - V) - 3\text{m}\text{\AA}$. In our INT spectra, the total Li+Fe EW is measured by integrating below a continuum, fitted to line-free regions around the Li doublet. These total EWs (and errors from the continuum fitting and integration) are listed in Table 2 along with the deblended Li doublet EWs. Note that the colour errors feed through to give a negligible additional error ($<1\text{m}\text{\AA}$) in the empirical deblending formula.

Of course, when dealing with clusters of differing metallicities we might expect the deblending to vary. $[\text{Fe}/\text{H}]$ for the Hyades is 1.5 times that of Coma Ber and we would expect the weak blended Fe line to be 1.5 times as strong as well. We choose not to try and account for this explicitly because (as we discuss further in Sect. 3.3) this effect is small compared with the differences we see between the Hyades and Coma Ber Li doublet EWs and besides, at the cool temperatures where the deblending error might contribute most, the vast majority of the spectra are taken at high resolution where the blending is not an issue.

Effective temperatures for all stars were derived from $B - V$ colours using the calibration of Saxner & Hammarbäck (1985) for stars with $B - V < 0.64$ or Böhm-Vitense (1981) otherwise. The Saxner & Hammarbäck relation includes a small metallicity dependent term and we assume that a correction of the same additive form is appropriate for use with the Böhm-Vitense relation. The effective temperatures of the Coma Ber stars along with errors derived by propagating the photometry errors through the colour-temperature relation are given in Table 2. We note here that choice of effective temperature scale or the metallicity dependence of the temperature scale cannot alter our conclusions significantly. As we will see in Sect. 3.3 a change in effective temperature changes the derived Li abundance such that a star moves *along* the trend of Li versus effective temperature. So while absolute Li abundances for individual stars might change, the trends in abundance and inter-cluster comparisons do not. Li abundances (quoted as $\log N(\text{Li}) = 12 + \log(\text{Li}/\text{H})$) were estimated using interpolation of the LTE curves of growth provided by Soderblom et al. (1993a) - which use the appropriate gravity for the ZAMS stars considered here. Small (of order 0.05-0.1 dex) NLTE corrections were made to these using the code of Carlsson et al. (1994). The sign of these corrections varies with temperature: for hot stars it leads to a decrease in the Li abundance, while

the reverse is true for cooler stars. For the Coma Ber stars the EWs, adopted T_{eff} values and their associated errors are given in Table 2. NLTE Li abundances are also given along with an error that is derived purely by folding the EW and T_{eff} errors through the curves of growth. Note that these errors do not reflect the true abundance errors, which must also include contributions from uncertainties in the temperature scale, atmospheres, convection treatment, microturbulence etc. (see below). However they do represent the true levels of uncertainty for comparing relative abundances between stars in the Coma Ber and other clusters which have similar colours and Li abundances determined using the same curves of growth.

Special mention is made of BD+28 2119. This star has little photometry available and the Tycho $B - V$ value had very large errors (0.876 ± 0.125). We measured the strength of several Fe I lines in the 6708\AA region for all the member stars with WHT spectra and plotted them against $B - V$. The resulting graphs seem to indicate that the true $B - V$ for BD+28 2119 (assuming it to be a typical cluster star) is closer to 0.79 ± 0.02 and this is what we use to calculate the Li abundance.

In Sects. 4.1 and 4.2 we compare the Li abundances in Coma Ber (and other clusters) with theoretical models of Li depletion. For this purpose it is important to have an idea of the accuracy of the absolute Li abundances, in addition to the precision of the relative Li abundances. We expect larger, systematic errors in the absolute Li abundances than the uncertainties listed in Table 2. This is because we must include contributions from uncertain temperature scales, microturbulence and the fact that different atmospheres and convection models will yield slightly different abundances. Changes in the atmospheric assumptions do change the abundances in all the clusters systematically with respect to the theoretical models. We have experimented with this by performing a spectral synthesis for our best WHT spectra using Kurucz ATLAS9 model atmospheres (Kurucz, 1993) using different convection models (mixing length theory with and without overshoot or full spectrum turbulence), different microturbulence parameters and temperatures differing by $\pm 100\text{K}$.

We find that the abundances we determine are within 0.1 dex of the abundances determined from curve of growth techniques and that alteration of the atmospheric assumptions also causes Li abundances changes of 0.1 dex or less. We conclude that for the purposes of comparison with theoretical models, systematic errors of about 0.1 dex in the Li abundance should be added to the relative errors listed in Table 2.

3. RESULTS

3.1. Radial Velocities

A summary of the heliocentric RV measurements found in this paper, along with others from the literature, is given

in Table 1. We take the range of RVs for likely cluster members to be 2σ from $\pm 1 \text{ km s}^{-1}$ (O98), which is a typical cluster velocity dispersion (Rosvick et al. 1992). The cluster convergent point is sufficiently distant that any change in RV with position will be negligible. We suggest that those objects with radial velocities just outside our range are likely to be widely-spaced spectroscopic binaries which are members of the cluster. This is the case for Tr 102, which has also been identified as an SB1 star by Bounatiro (1993).

The combination of proper-motion, photometric, and radial-velocity selection make it very unlikely that we have wrongly classified non-members as cluster stars. For example, O98 estimate a contamination level of less than 5 per cent among their brightest stars (with Hipparcos proper motions), based on proper-motion measurements alone. For fainter stars with less-accurate ACT proper motions this probability is likely to be much larger (evidence presented in Sect. 4.3 suggests it could be as high as 40 per cent). However, if we assume field stars have RVs which are randomly distributed between $\pm 30 \text{ km s}^{-1}$ (Wielen 1977), then there is only a ~ 10 per cent chance of mistaking a non-member for a cluster member using the RV classification alone, and this will shrink drastically when we combine it with proper-motion and photometric selection.

We stress that our assessment of membership is based only on photometric, proper-motion and radial-velocity considerations. In particular we do not consider the lithium abundance as a defining characteristic. However, most of the stars which showed very discrepant RVs (in this paper and J99) showed either very little or no lithium compared with candidate members of similar T_{eff} (see Sect. 3.3). The exceptions here are the candidate SB1 system, Tr 102, and the RV non-member, Ta 21, which *do* show Li abundances consistent with those of other cluster members. Ta 21 *may* be a close binary system in the Coma Ber cluster and warrants further RV investigation, but we conservatively treat it as a non-member in the rest of this paper. We suspect that none of the remaining RV non-members are likely to have discrepant velocities as a result of being members of close, tidally-locked binaries, because such systems usually have the same, or even enhanced, Li relative to single cluster stars (*e.g.* those in the Hyades – Thorburn et al. 1993). We note that Argue & Kenworthy (1969) rejected Ta 3 and Ta 19 (selected as candidate proper-motion members by Trumpler 1938) as cluster members on the basis of their proper-motion measurements. We find that both these stars also have RVs which are inconsistent with cluster membership, so the photometric modulation observed by Marilli et al. (1997) must identify them as moderately-youthful disk field stars.

3.2. Projected equatorial velocities

For the 20 stars in our sample, all have $v_e \sin i \leq 20 \text{ km s}^{-1}$, and at least 11 have $v_e \sin i \leq 6 \text{ km s}^{-1}$. Combining

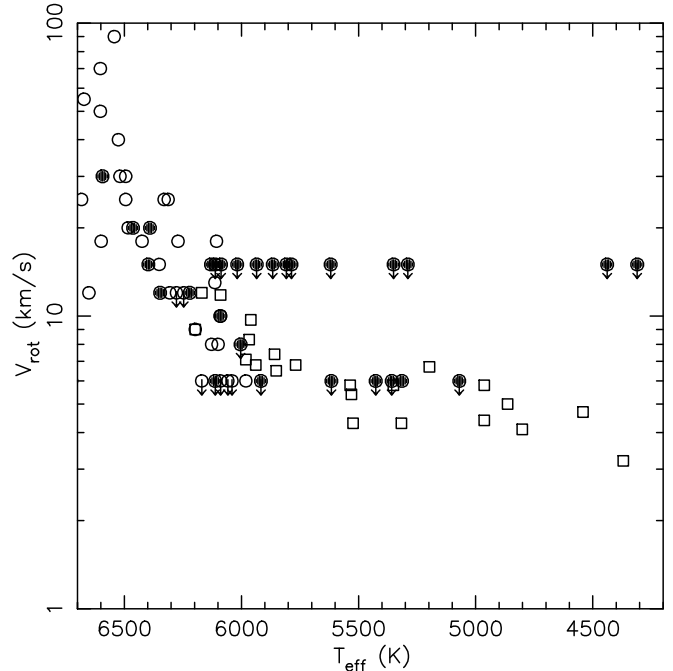


Fig. 2. Rotational velocity versus T_{eff} for Coma Ber (filled circles) and Hyades (open circles – lower limits to true equatorial rotational velocity (Kraft 1965); squares – rotational velocity calculated from rotation period and assumed radius (Radick et al. 1987)).

the Coma Ber cluster candidates from Table 1 with those from J99 (where all candidates had $v_e \sin i \leq 15 \text{ km s}^{-1}$) and the F stars with $v_e \sin i$ measurements in Kraft (1967), we can compare rotation rates in Coma Ber with those in the Hyades. The Hyades measurements are either $v_e \sin i$ values from Kraft (1965), or actual equatorial velocities derived from rotation periods by Radick et al. (1987). The comparison is shown in Fig. 2 as a function of T_{eff} (calculated from $B - V$ and $[\text{Fe}/\text{H}]$ as described in Sect. 2.3), and reveals no evidence for a difference in rotation rates between Coma Ber and the Hyades. The equatorial velocities in the Hyades show little scatter at a given T_{eff} and appear to decrease smoothly from about $20\text{--}30 \text{ km s}^{-1}$ in mid-F stars ($T_{\text{eff}} = 6500\text{K}$) to 10 km s^{-1} in late-F stars ($T_{\text{eff}} = 6100\text{K}$), and $\sim 5 \text{ km s}^{-1}$ in late-G/early-K stars ($T_{\text{eff}} = 5000\text{--}5500\text{K}$). Recalling that the projected equatorial velocities we observe have an extra (presumably random) $\sin i$ term factored in, then the predominance of upper limits in our data is quite consistent with the Hyades data.

3.3. Lithium

The photometry, Li + Fe EWs, deblended EWs, assumed T_{eff} values, and calculated Li abundance for each star are given in Table 2. Errors in the Li abundances take into

Table 1. Heliocentric radial velocity and projected equatorial velocity measurements from this and previous papers

Object	Other Names	RV from this paper (km s ⁻¹)	Other RVs and references	$v_e \sin i$ (km s ⁻¹)	Status	Source
BD+16 2505		-11.8 ± 2.0		< 15	NM	INT98
BD+21 2514		-0.6 ± 2.0		< 15	M	INT98
Tr 12	BD+26 2314, HD 105863	$+1.2 \pm 2.0$	+0.43(a)	< 15	M	INT98
HD 114400	BD+34 2398	-1.7 ± 2.0		< 15	M	INT98
HIP 61205	BD+36 2278, Bou 50	-0.5 ± 2.0	+1.1 (d)	< 15	M	INT98
BD+21 2514		0.0 ± 1.0		< 6	M	WHT98
BD+25 2631		$+13.7 \pm 1.0$		< 6	NM	WHT98
Ta 13	BD+26 2342, Tr 213	$+0.9 \pm 1.0$	-1.6 (d)	< 6	M	WHT98
Tr 102	BD+27 2121	-3.1 ± 1.0	-14, var (a), -14 (c)	< 6	SB1	WHT98
Ta 20	BD+27 2139, Tr 220	$+0.5 \pm 1.0$	+0.88 (a), +4.0 (d)	< 6	M	WHT98
BD+28 2119		$+2.0 \pm 1.0$		6	M	WHT98
Tr 192	BD+28 2134, HD 109483	-1.3 ± 1.0	-2.4 (b)	< 8	M	WHT98
Tr 141	BD+29 2290	$+0.6 \pm 1.0$		< 6	M	WHT98
BD+36 2312		-55.6 ± 1.0		8	NM	WHT98
BD+38 2436		-2.0 ± 1.0		< 6	M	WHT98
Tyc 2534 1715 1		-36.4 ± 1.0		< 6	NM	WHT98
HD 111878	BD+26 2402	-2.4 ± 1.0	-7.5 (b)	10	M	WHT99
Tr 86	BD+28 2109, HD 107611	-1.0 ± 1.0	+2.4 (a), -0.7(c)	20	M	WHT99
Ta 3	Tr 203	-15.9 ± 1.0		< 6	NM	WHT99
Ta 19	Tr 219	-14.9 ± 1.0		< 6	NM	WHT99
Ta 21	Tr 221	$+30.6 \pm 1.0$		< 6	SB1?	WHT99

References: (a) Bounatiro 1993, (b) Knude 1989, (c) Duflot et al. 1995, (d) Jeffries, 1999

Status: M – Member, NM – Non-member, SB1 – Spectroscopic Binary

Table 2. Photometry, Blended (Li I + Fe I) and deblended Li I 6708Å EW, assumed T_{eff} values and Li abundances of stars in Coma Berenices. For the purposes of comparison with theoretical models, systematic errors of about 0.1 dex in the Li abundance should be added to the relative errors listed in Table 2.

Object	V	$B - V$	Phot. Ref.	Blended EW(mÅ)	Deblended Li I EW(mÅ)	T_{eff} (K)	$\log N(\text{Li})$
BD+16 2505	9.62	0.658 ± 0.036	tyc	11 ± 3	≤ 7	5683	≤ 1.32
BD+21 2514 ^(*)	10.12	0.747 ± 0.041	tyc	...	31.1 ± 1.7	5427	$1.78^{+0.10}_{-0.10}$
BD+21 2514 ^(†)	10.12	0.747 ± 0.041	tyc	56 ± 5	44.1	5427	$1.93^{+0.11}_{-0.11}$
BD+25 2631	10.48	0.848 ± 0.086	tyc	...	≤ 3.5	5170	≤ 0.55
HD 111878	8.87	0.546 ± 0.015	hip	85.0 ± 1.5	77.1	6091	$2.73^{+0.04}_{-0.04}$
Tr 12	9.54	0.624 ± 0.002	hip	82 ± 4	72.5	5808	$2.49^{+0.03}_{-0.03}$
Ta 13	10.51	0.773 ± 0.017	d	...	25.0 ± 1.0	5358	$1.62^{+0.04}_{-0.04}$
Tr 102	9.36	0.594 ± 0.005	d	59.6 ± 1.4	49.7	5917	$2.38^{+0.02}_{-0.02}$
Ta 20	10.78	0.89 ± 0.01	a	...	≤ 6.0	5070	≤ 0.69
Tr 86	8.50	0.463 ± 0.005	d	44.0 ± 1.5	37.8	6391	$2.60^{+0.02}_{-0.02}$
BD+28 2119	10.50	0.79 ± 0.02	e	...	28.8 ± 1.0	5316	$1.64^{+0.05}_{-0.05}$
Tr 192	9.07	0.57 ± 0.03	tyc	...	69.8 ± 1.7	6003	$2.62^{+0.06}_{-0.06}$
Tr 141	9.72	0.71 ± 0.06	tyc	...	45.0 ± 1.2	5616	$2.04^{+0.12}_{-0.12}$
HD 114400	9.59	0.608 ± 0.03	tyc	66 ± 4	57.2	5866	$2.41^{+0.09}_{-0.09}$
HIP 61205	9.71	0.63 ± 0.01	a	77 ± 4	67.4	5786	$2.43^{+0.05}_{-0.04}$
BD+36 2312	10.47	0.86 ± 0.01	b	...	≤ 3	5142	≤ 0.45
BD+38 2436	9.10	0.54 ± 0.01	c	...	80.7 ± 2.0	6112	$2.77^{+0.03}_{-0.03}$
Ta 3	10.77	0.85 ± 0.01	a	...	≤ 5.8	5167	≤ 0.77
Ta 19	11.18	0.82 ± 0.01	a	...	≤ 5.6	5240	≤ 0.83
Ta 21	10.36	0.81 ± 0.01	a	...	15 ± 2.0	5265	$1.30^{+0.02}_{-0.02}$
Tyc 2534 1715 1	10.42	0.797 ± 0.078	tyc	...	≤ 4.4	5298	≤ 0.77

References: (a) Mermilliod (1976); (b) Haagkvist & Oja (1973); (c) Oja (1985); (d) Johnson & Knuckles (1955)

(e) see Sect. 2.3; hip - Hipparcos catalogue; tyc - Tycho catalogue; * WHT spectrum; † INT spectrum

account random errors in both the photometry and Li EWs. These are internal errors and additional external errors of ± 0.1 dex are appropriate when comparing with Li abundances determined using different techniques. Three of our measurements can be compared with those of J99 (based on spectra obtained with the INT in an identical configuration to that used here):

- HIP 61205 (Bou 50). Our measurement for this star was also taken on the INT, and is in excellent agreement with the value from J99. This suggests that there is no systematic difference between our reduction and that of J99, at least for the INT spectra
- Ta 13. The deblended Li EW estimated in J99 is $28 \pm 3 \text{ m\AA}$, in excellent agreement with the measured WHT Li EW in this paper. This gives some support for the accuracy of the empirical deblending performed both in this paper and in J99. However, we also note that in the case of BD+21 2514, for which we have obtained both INT and WHT spectra, there is a discrepancy of $(14.9 \pm 5.3) \text{ m\AA}$ between the empirically-deblended INT Li EW and the measured WHT Li EW. The question of the detailed accuracy of the empirical-deblending process is still open and we have much more faith in the measured Li EWs from the higher resolution WHT spectra. But, as discussed in Sect. 3.2 of J99, errors in the empirical deblending will not alter the conclusions in that paper or this one.
- Ta 20. The higher resolution WHT spectra have allowed us to obtain a new upper limit value for the Li I 6708 Å EW for this star, which is smaller than the previous value by 6 m\AA .

A plot of Lithium abundance versus T_{eff} for the Coma Berenices cluster members is shown in Fig. 3, where we have added the points from J99 (favouring measurements done at higher resolution on the WHT), and supplemented these with additional F stars observed by Boesgaard (1987). Open symbols represent those candidate members we assume to be in binary systems. Comparison is made with similar data for stars in the Hyades and Pleiades clusters. Li EWs and photometry were obtained from Boesgaard & Budge (1988), Soderblom et al. (1993b), Thorburn et al. (1993), and Soderblom et al. (1995). In these comparison samples we have included only those stars with no evidence for close binarity. In all cases, where necessary, we first deblended the Li line and then obtained Li abundances using the same temperature scale and curves of growth as for the Coma Ber data.

Fig. 3 shows that Coma Ber stars with spectral types earlier than that of the Sun ($5800 \text{ K} < T_{\text{eff}} < 6700 \text{ K}$) are clearly Li-depleted when compared with the Pleiades. This depletion is most dramatic at around 6600 K, the “Boesgaard gap”, which is more clearly seen in the Hyades data. The abundances in the Coma Ber F and early-G stars appear similar to those in the Hyades, except for a suspicion that some Coma Ber stars with temperatures

around 6100–6400 K may exhibit 0.3–0.8 dex *more* depletion than their Hyades counterparts, although this comparison is hampered by small numbers. However, there are three Coma Ber stars which have clearly depleted their lithium abundances below the Hyades level. The Hyades stars show little evidence for a lithium abundance dispersion at a given temperature in this region, but the presence of some single and probable-binary stars with Li abundances similar to those of Hyades stars indicates a large spread in these abundance values among the late-F stars of Coma Ber.

The three late-F low-Li Coma Ber stars are Tr 58, Tr 76 and Tr 92. Tr 58 has consistently measured abundances given in both J99 and Boesgaard (1987). Tr 76 has consistently low Li measured by J99, Boesgaard (1987) and Soderblom et al. (1990). Tr 92 has consistent measurements in both Boesgaard (1987) and Soderblom et al. (1990). Either there is a genuine large spread in Li depletion for late-F stars in Coma Ber (which is not seen in the Hyades) or these three stars coincidentally show proper motions, photometry and radial velocities consistent with cluster membership – which we think very unlikely.

For stars with $T_{\text{eff}} < 5800 \text{ K}$, the addition of several new Coma Ber members adds weight to the tentative finding by J99, that the abundances of Coma Ber stars are close to, but have suffered less Li depletion than, stars of similar T_{eff} in the Hyades. This discrepancy widens at lower T_{eff} . The reader might imagine that uncertainties in the metallicities of the two clusters, combined with the metallicity dependence of the $T_{\text{eff}}-B-V$ relation, could partially account for the difference. At $B-V = 0.8$ the Hyades stars are around 100 K hotter than those in Coma Ber for the metallicities we have assumed. However, if the Coma Ber temperatures *were* higher, the derived Li abundances would also increase. The net effect would be to move the points almost parallel to the trend observed in the G and K stars of Coma Ber and the Hyades, thus making little difference to the comparison. A further objection could be that the empirical deblending formula used for the INT data must surely be metallicity dependent. Of course Coma Ber has the lower metallicity, so the contribution to the blended Li+Fe line should be *smaller* than for the Hyades, by a factor of around 1.5 for this weak line. This would have a small effect in the sense of widening the discrepancy between Coma Ber and the Hyades. Besides, we now have higher resolution data for most of the cool stars, where the line blend is resolved (see Fig. 1). Therefore, we believe that this difference in Li depletion is real and well established, since it is now supported by several more objects.

4. DISCUSSION

For the purposes of discussion we divide our sample into two temperature ranges. We stress that the Li abundances listed in Table 2 (and for stars in other clusters) have been

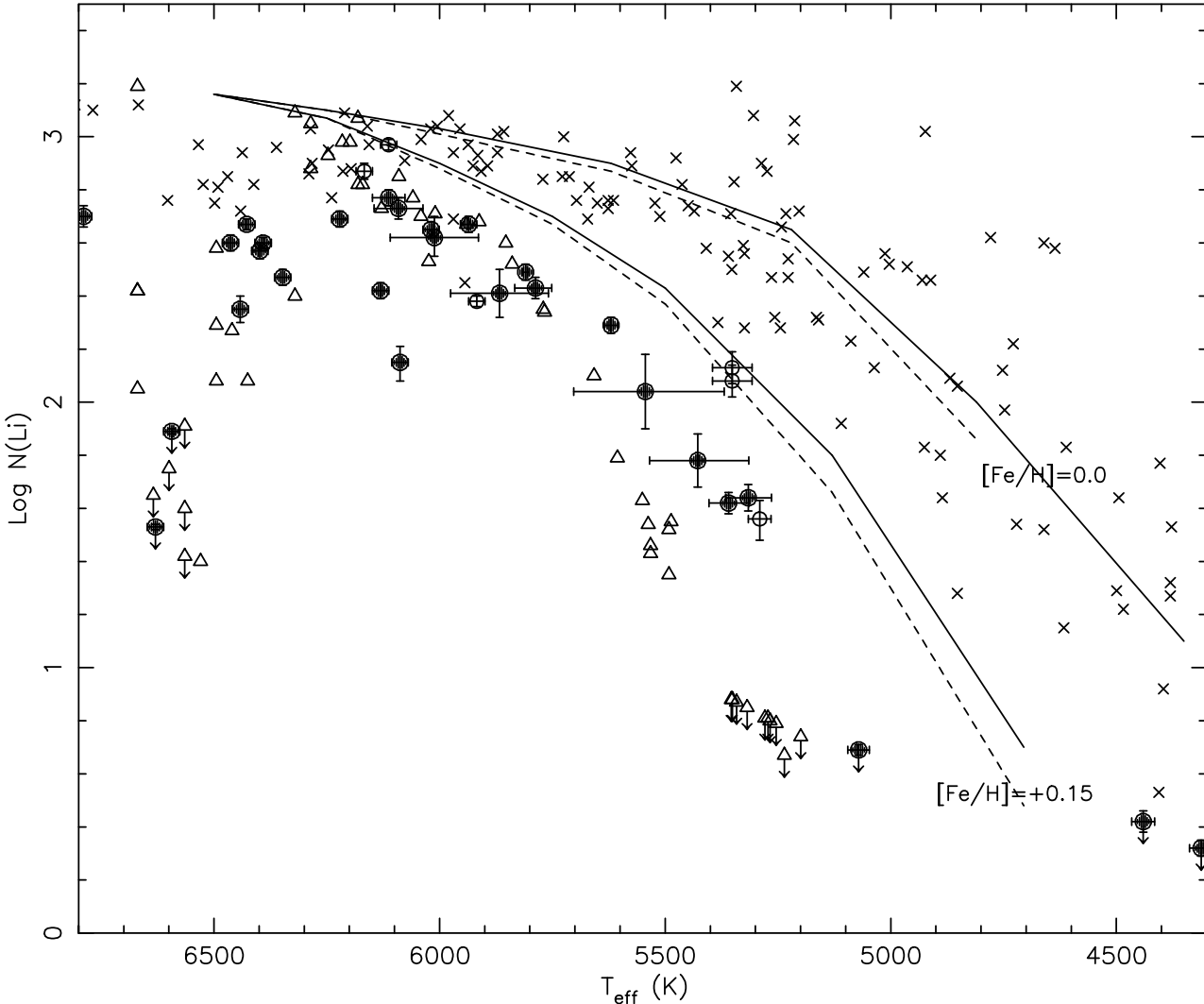


Fig. 3. NLTE Li abundances versus T_{eff} for Coma Ber (filled circles – single stars, open circles – spectroscopic binaries), Hyades (triangles) and Pleiades (crosses) open clusters. The two solid lines are standard model isochrones of Li depletion (from Pinsonneault (1997)) for an age of 100 Myr and $[\text{Fe}/\text{H}]$ of 0.0 (upper) and +0.15 (lower). The dashed lines are as above but for an age of 700 Myr.

determined using consistent methods. Thus intercomparison of the cluster samples need only consider internal errors due to photometry and EW uncertainties. However, when we make comparison with theoretical models it must be accepted that there is an additional $\sim \pm 0.1$ dex error in the absolute Li abundances. In addition we assume that all clusters were born with the same initial Li abundance, but variations of ± 0.1 dex are possible.

4.1. F-stars ($5800 \leq T_{\text{eff}} \leq 6800$ K)

What expectations do we have for the Li depletion patterns of F stars in clusters of similar age but differing metallicity? Our observations suggest that there is little difference in the position of the centre of the Boesgaard gap or its cool wing. This is in agreement with the work

done by Balachandran (1995), who showed that there was essentially no difference between the Hyades and Praesepe F-star Li-depletion patterns, despite a small metallicity difference between the clusters. We do, however, see some evidence for additional Li depletion, relative to the Hyades (and Praesepe), among some (but not all) Coma Ber stars with temperatures in the range 6100–6300 K.

Standard models predict that we should see almost no difference in the Li- T_{eff} trends of the Hyades, Praesepe or Coma Ber F stars, since their CZs are thin enough that convective PMS Li destruction amounts to only ~ 0.1 dex. Still smaller discrepancies are seen between models with metallicity differences of 0.1–0.2 dex (Pinsonneault 1997). However, we see significant Li depletion among the F stars (6000–6700 K) in both the Hyades and Coma Ber ranging from 0.3 dex to >1.5 dex in the Boesgaard gap (for an

assumed initial $\log N(\text{Li})$ of 3.2). This depletion, which is extra to the standard model predictions, demands non-standard effects such as microscopic diffusion or slow (non-convective) mixing caused by rotation or gravity waves.

Boesgaard (1991) presented an interesting argument, suggesting that for stars of a given age which are in the temperature range 5950–6350 K, greater Li depletion would be seen in lower metallicity objects because the thinner CZs should make microscopic diffusion more efficient. This would lead us to expect significantly greater depletion in the Coma Ber stars compared to those of the Hyades. This is apparently what we are seeing and a $\log N(\text{Li})$ value of 2.7 in the late-F stars of Coma Ber would be in reasonable agreement with the empirical relationship between Li abundance, age, and metallicity put forward by Boesgaard. Whilst we confirm this empirical trend, we do not believe that Boesgaard’s explanation is correct. No account is taken of the fact that for late-type stars of a given temperature, a lower metallicity star has a lower mass and a relatively thicker CZ. These two effects almost cancel out for late-F stars, so that stars of a given T_{eff} have similar CZ thicknesses. It is thus very unclear how a small change in metallicity affects Li depletion in the context of the microscopic diffusion model and it would be interesting to see some numerical predictions.

The work of Deliyannis et al. (1998), argues strongly against the effectiveness of diffusion in late-F stars. Instead, their observations of simultaneous Li and Be depletion in field F stars favour rotationally-driven mixing occurring between the CZ base and regions where the temperature is high enough to burn Li. Models incorporating rotational mixing are described by Pinsonneault et al. (1999). These show that in the range 6000–6500 K, the predicted depletion by the age of the Hyades is modestly metallicity dependent, with about 0.1–0.2 dex *less* depletion in Praesepe than in the Hyades. Intuitively this arises because at a given T_{eff} , the CZ base is cooler in lower metallicity stars, so material has to be mixed further to deplete Li. Extrapolating, we might expect even less depletion in Coma Ber stars at the same temperature, so the observed Li abundances do not seem to agree with the predictions for rotational mixing. However, more important than metallicity in these models is the rotational history of the stars themselves. Stars which begin life rotating more rapidly are able to deplete their Li faster. Hence a wide spread in initial rotation rates can lead to a wide spread in Li depletion at later times. We could hypothesize that the Coma Ber stars began life rotating slightly faster on average than Hyades stars, and with a larger spread in initial angular momentum.

The current rotation rate data in these clusters (shown in Fig. 2) neither support nor contradict this hypothesis. The suggestion is difficult to test because: (a) We only have $v_e \sin i$ measurements in Coma Ber, many of which are upper limits. However, the three anomalously low Li F stars in Coma Ber do not have anomalously high

$v_e \sin i$. (b) Magnetic braking causes rotation rates to converge among stars with outer convection zones, so a lack of a rotation-rate spread now, does not mean that one never existed. Certainly, spreads in Li abundance are clear among the F and G stars of older clusters such as M67 (Jones et al. 1999), and one possible explanation which has been put forward is differing Li depletion rates caused by different rotational histories.

4.2. G and K stars ($T_{\text{eff}} \leq 5800$ K)

Our observations of G and K stars in the Coma Ber cluster cannot be adequately explained by either standard or non-standard models. Standard models predict that almost all depletion in these stars should happen on the PMS, with no further Li destruction once stars reach the ZAMS (Pinsonneault 1997 and Fig. 3). The amount of PMS depletion will be highly dependent on the metallicity of the star: metal-rich stars will have deeper CZs and therefore deplete Li more efficiently than lower-metallicity stars of the same temperature. Recalling the metallicities of Coma Ber (-0.052 ± 0.026), the Pleiades (-0.034 ± 0.024) and the Hyades ($+0.127 \pm 0.022$), this would mean that the Coma Ber lithium abundances should be close to those of similar stars in the Pleiades, due to their comparable metallicities. To illustrate the dependence of PMS depletion on metallicity, Fig. 3 shows two sets of Li depletion isochrones with a metallicity difference of 0.15 dex, approximately the difference between the Hyades and the Pleiades.

In fact, the Coma Ber abundances are closer to those of Hyades stars which have a similar age, but a significantly higher metallicity (by 0.179 ± 0.034 dex). The difference between the Coma Ber and Pleiades trends can only be explained by MS mixing, ruling out the standard model. The amount of mixing required is made uncertain by the errors in the cluster metallicities, but must give rise to around 0.3 dex of Li depletion at 6000 K, rising to 0.8–1.2 dex at 5400 K.

The discrepancy between Coma Ber and the Hyades, which was tentatively identified by J99 and which is now confirmed by our larger sample, seems far too small to be explained by standard PMS depletion. Any MS depletion of lithium should reduce the amount of Li in *both* clusters, without decreasing the abundance gap between them, unless initial rotation rates in Coma Ber were considerably larger than in the Hyades. The evidence shown in Fig. 2 does not support higher rotation rates in Coma Ber, although some convergence of rotation rates may have taken place over several hundred million years. If anything, we might expect MS mixing to amplify the difference between the cluster Li- T_{eff} trends, since the more metal-rich Hyades stars should destroy their Li more efficiently than those of Coma Ber. The Hyades is also ~ 100 – 200 Myr older than Coma Ber allowing more MS mixing to take place. This suggests that Coma Ber and the Hyades started life on the ZAMS with Li abundances

which were similar (at least for stars in the temperature range $5400 < T_{\text{eff}} < 6000$ K), and comparable with the level of Li seen in the Pleiades today. Again, this flatly contradicts the predictions of standard models but a lack of metallicity dependence for PMS Li depletion is also supported by observations of the young metal-rich cluster Blanco 1 (Jeffries & James 1999) and the young metal-poor cluster NGC 2516 (Jeffries et al. 1998). Both of these clusters show ZAMS Li depletion patterns and rotation rate distributions similar to that of the Pleiades.

There are two possibilities remaining that could rescue the standard model of PMS Li depletion. The first is that the metallicities of Coma Ber, the Hyades and the Pleiades are incorrect. Whilst we believe the absolute $[\text{Fe}/\text{H}]$ values we have used probably have errors larger than those stated, the quoted errors probably do reflect the uncertainties in the *relative* abundances of the three clusters, because they were analysed using similar spectra, atmospheric models and temperature scales. The second possibility is that these clusters have non-solar abundance ratios. The metallicities we have used refer only to the Iron abundance, whereas CZ structure, and hence Li depletion, is also significantly affected by the abundances of Silicon, Neon, Magnesium and Oxygen (Swenson et al. 1994). A detailed and consistent abundance analysis for all these elements in the relevant clusters would be invaluable. However, we consider this unlikely to be a saviour for the standard model simply because of the growing weight of evidence that cluster Li depletion patterns among G and K stars are ordered according to their age rather than their metallicity (Jeffries 2000).

4.3. The cluster luminosity function and mass segregation

In Sect. 5 of their paper, O98 examine the spatial and kinematic distributions of proper-motion selected Coma Ber candidates. They concluded that the cluster core is surrounded by a moving group of extra-tidal stars which share similar space motions but which are not gravitationally bound to the system as a whole. By separating the cluster candidates into two subsets (those objects within 5 degrees of the cluster centre, and those more than 5 degrees from it), it was shown that whilst the luminosity function falls sharply at $V = 9$ in the centre, the moving group still appears to have a rising luminosity function at $V = 10$ (see Fig. 4). The inferences from this are that the drop in the cluster-core luminosity function was real and not caused by incompleteness, and that the origin of the moving group is low-mass stars which have suffered dynamical segregation and evaporation from the cluster core. We could also surmise that even more low-mass members might be found among the moving group at magnitudes below the current limits of proper-motion surveys. Plots of both luminosity functions are given in Fig. 4a.

These conclusions hinge critically on the number of faint moving-group proper-motion candidates which are

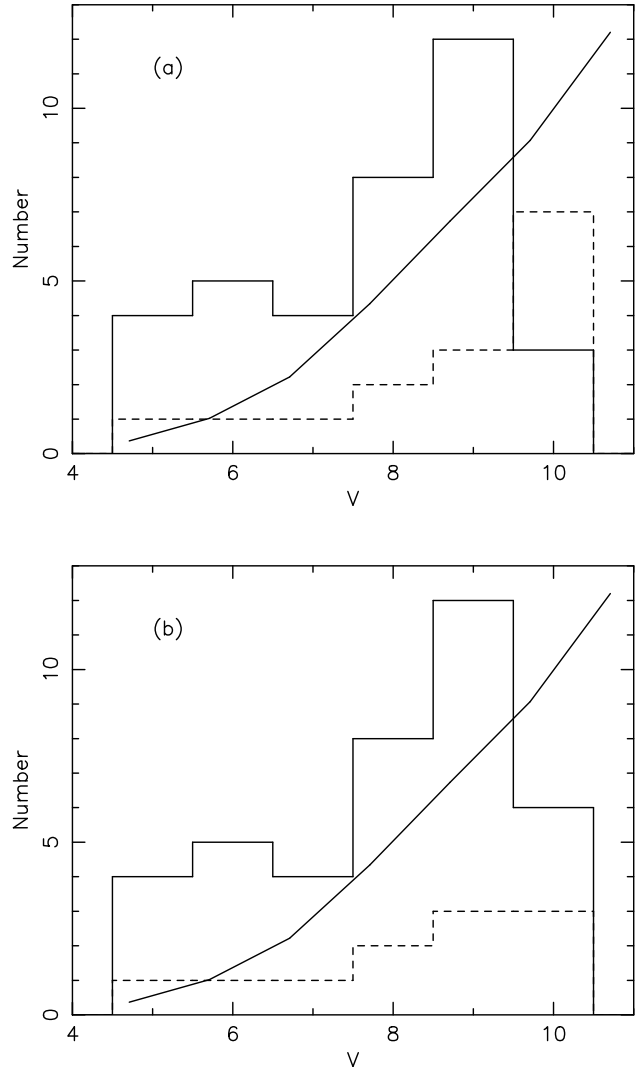


Fig. 4. Luminosity functions for the central parts of the cluster (solid histogram), the moving group (dashed histogram) and a normalised canonical field luminosity function from Miller & Scalo (1979 – solid line). (a) Comparison based on the original sample and classification presented by O98. (b) Comparison after the samples have been modified to include new members and exclude new non-members found in this paper.

bona fide cluster members. There are only seven faint ($V > 9.5$) moving-group objects, (those which are more than 5 degrees from the cluster centre), and they have all had their membership credentials tested by radial velocity and Li abundance measurements in this paper. Four were found to be non-members (BD+16 2505, BD+25 2631, BD+36 2312 and TYC 2534 1715 1), while the three others (BD+21 2514, HD 114400 and HIP 61205) were confirmed as cluster members. There are also three faint cluster-core objects (BD+28 2119, Tr 12 and Tr 141) which we have confirmed as members, J99 identified a further three stars with $9.5 < V < 10.5$ which also appear

to be cluster members, yet which are not listed as such by O98: Tr 120, Tr 132 and Tr 150. All of these would be classified as central-cluster members. This confirms that there is some incompleteness in the O98 sample and weakens the evidence for a sharp drop in the luminosity function at $V = 9$.

We have performed a formal Kolmogorov-Smirnov double-sided test on the cumulative luminosity functions of the central cluster and moving group from O98, using their membership classifications. We find that the distributions are different at the 92 per cent confidence level in agreement with their conclusion. However, if we remove the 4 stars which we classified as non-members from the faint moving-group sample, this confidence level reduces to 45 per cent. Inserting the three 'new' members of the central cluster reduces this confidence level further, to only 11 per cent, i.e. we can conclude that the two luminosity functions are indistinguishable. One-sided Kolmogorov-Smirnov tests of these modified cumulative luminosity functions against the canonical field luminosity function given in Table 1 of Miller & Scalo (1979, assuming a cluster distance modulus of 4.7), yield probabilities of 0.1 and 80 per cent respectively that the central-cluster and moving-group luminosity functions could be similar to those of field stars. Of course, these probabilities depend critically on whether the sample is more incomplete at fainter magnitudes. It would require adding a further 5–6 faint stars to the central-cluster sample to make its luminosity function indistinguishable from that of the field. The implications of this are, depending on the level of incompleteness, that the luminosity function *probably* flattens, or even drops, for $V > 9$ in the central part of the cluster. This is presumably as a result of dynamical evolution. However, there is no clear evidence that the evaporated or ejected stars form the moving group around the cluster, or that the luminosity function continues to rise among the faint moving-group members: its luminosity function could be consistent with either the field or the central part of the cluster. Therefore, it remains highly uncertain whether a significant number of moving-group members could be found at fainter magnitudes and lower masses.

5. CONCLUSIONS

In this paper we have obtained radial velocities, projected equatorial velocities and lithium abundances for a sample of Coma Berenices open-cluster candidates, which were selected on the basis of their proper motions. The radial velocities were used to refine the candidate list further. Of the 20 objects observed, 6 were found to be non-members, 1 is a spectroscopic binary, 1 is a probable spectroscopic binary, while the remaining 12 have radial velocities consistent with cluster membership.

By combining our data with the work of O98, Boesgaard (1987) and Kraft (1965), we have obtained a near-

complete (>60 per cent) membership census of F, G and early-K stars in the Coma Ber cluster. We have examined Li depletion in these stars, compared them with similar objects from the Hyades and Pleiades clusters and arrived at the following conclusions:

- Li depletion has occurred in the F stars of Coma Ber. The Li levels in these stars are close to, or slightly lower than, those of comparable stars in the Hyades, a cluster with a similar age but higher metallicity. Several late-F stars in Coma Ber have suffered 0.2–0.5 dex more depletion than similar stars in the Hyades. It is unlikely that these stars are non-members and we have no convincing explanation for this observation at present. We speculate that some Coma Ber F stars had a significantly different rotational history to those in the Hyades, although the rotation data in this paper and the literature do not show any peculiarities to support this.
- We have confirmed the tentative results presented by Jeffries (1999) with our larger sample of G and K objects in the Coma Ber cluster. We find that these stars have undergone less Li depletion than their counterparts in the more metal-rich Hyades, but significantly more depletion than younger Pleiades stars of similar metallicity. These observations contradict the standard Li-depletion model, consisting mainly of PMS convective mixing, since this would predict a strong metallicity dependence in Li-depletion patterns which we do not see.
- The difference between the Pleiades and Coma Ber Li depletion at a given temperature could be attributed to non-standard mixing mechanisms, such as rotation-induced turbulence. If this is the case, such mixing must be responsible for Li depletion of around 0.3 dex (at 6000 K), rising to 0.8–1.2 dex in cooler objects (5400 K).
- The similarity between the Hyades and Coma Ber Li-depletion patterns among G stars is difficult to explain with non-standard mixing, unless both clusters joined the ZAMS with Li depletion patterns similar to that of the Pleiades. Again, this contradicts our notions of how Li depletion and mixing work during PMS evolution.

Finally, we have used our data to re-evaluate some of the conclusions on the spatial distribution and luminosity function of proper-motion cluster candidates which were reached in earlier work. In particular we have found that, among the fainter stars, earlier membership samples were not complete and included a significant number of non-members. Taking this into account we find that the luminosity functions of stars in both the central cluster and in the proposed extra-tidal moving group of star are indistinguishable for $0 < M_v < 6$. This questions whether the moving-group is preferentially populated by ejected or evaporated low-mass stars from the central cluster. However, there is still evidence from the central-cluster lumi-

nosity function that preferential evaporation of lower mass stars has indeed occurred.

6. Acknowledgements

The William Herschel and Isaac Newton Telescopes are operated on the island of La Palma by the Isaac Newton Group in the Spanish Observatorio del Roque de los Muchachos of the Instituto de Astrofísica de Canarias. The authors acknowledge the travel and subsistence support of the UK Particle Physics and Astronomy Research Council (PPARC). AF and JRB were funded by PPARC postgraduate studentships. Computational work was performed on the Keele and St. Andrews nodes of the PPARC funded Starlink network. This research has made use of NASA's Astrophysics Data System Abstract Service and CDS' SIMBAD Astronomical Database.

References

- Argue, A.N., Kenworthy C.M. 1969, *MNRAS*, 146, 479
 Balachandran, S. 1995, *ApJ*, 446, 203
 Balachandran, S., Lambert, D.L., Stauffer, J.R. 1996, *ApJ*, 470, 1243
 Boesgaard, A.M. 1987, *ApJ*, 321, 967
 Boesgaard, A.M., Budge, K.G. 1988, *ApJ*, 332, 410
 Boesgaard, A.M. 1991, *ApJ*, 370, L95
 Boesgaard, A.M., Friel, E.D. 1990, *ApJ*, 351, 467
 Böhm-Vitense, E. 1981, *ARA&A*, 23, 19, 295
 Bonifacio, P., Molaro, P. 1997, *ApJ*, *MNRAS*, 285, 847
 Bounatiro, L. 1993, *A&AS*, 100, 531
 Carlsson, M., Rutten, R., Bruls, H.J.M.J., Shchukina, N.G. 1994, *A&A*, 288, 860
 Charbonneau, P., Michaud, G. 1988, *ApJ*, 332, 964
 Deliyannis, C.P., Ryan, S.G. 1997, *ApJ*, 480, 43
 Deliyannis, C.P., Boesgaard, A.M., Stephens, A. et al. 1998, *ApJ*, 498, L147
 Duffot, M., Figon, P., Meyssonnier, N. 1995, *A&AS*, 114, 269
 Friel, E.D., Boesgaard, A.M. 1992, *ApJ*, 387, 170
 Gray, D.F. 1992, *The Observation and Analysis of Stellar Photospheres*, 2nd edition, Cambridge University Press
 Haugkqvist, L., Oja, T. 1973, *A&AS*, 12, 381
 Jeffries, R.D. 2000 in R. Pallavicini, G. Micela, S. Sciortino (eds), *Stellar clusters and associations: Rotation, activity and dynamos*, (Astronomical Society of the Pacific Conference Series, San Francisco), Vol.198, 245
 Jeffries, R.D. 1999, *MNRAS*, 304, 821
 Jeffries, R.D., James, D.J. 1999, *ApJ*, 511, 218
 Jeffries, R.D., James, D.J., Thurston, M.R. 1998, *MNRAS*, 300, 550
 Johnson, H.L., Knuckles, C.F. 1955, *ApJ*, 122, 209
 Jones, B.F., Fischer, D., Soderblom, D.R. 1999, *AJ*, 117, 330
 Kraft, R.P. 1965, *ApJ*, 142, 681
 Knude, J. 1989, *A&AS*, 81, 215
 Kurucz, R.L. 1993, *Kurucz CD-Rom 13, Atlas 9*, SAO, Cambridge
 Lyngå, G. 1987, *Catalogue of Open Cluster Data*, 5th ed., Lund Observatory
 Marilli, E., Catalano, S., Frasca, A. 1997, *Mem. Soc. Astr. It.*, 68, 895
 Mermilliod, J.-C. 1976, 1976, *A&AS*, 26, 419
 Mermilliod, J.-C. 1981, *A&A*, 97, 235
 Michaud, G. 1986, *ApJ*, 302, 650
 Miller, G.E., Scalo, J.M. 1979, *ApJS*, 41, 513
 Odenkirchen, M., Soubiran, C., Colin, J. 1999, *NewA*, 4, 133
 Oja, T. 1985, *A&AS*, 61, 331
 Perryman M.A.C., Lindegren L., Kovalevsky J. et al. 1997 *A&A*, 323, L49
 Philip, A.G.D., Demarque, P., Sweigart, A.V., Ciardullo, R.B. 1977, *PASP*, 89, 554
 Pinsonneault, M.H. 1997, *ARA&A*, 35, 557
 Pinsonneault, M.H., Walker, T.P., Steigman, G., Narayanan, V.K. 1999, *ApJ*, 527, 180
 Radick, R.R., Thompson, D.T., Lockwood, G.W., Duncan, D.K., Baggett, W.E. 1987, *ApJ*, 321, 459
 Rosvick, J.M., Mermilliod, J.C., Mayor, M. 1992, *A&A*, 255, 130
 Ryan, S. G., Norris, J. E., Beers, T. C. 1999, *ApJ*, 523, 654
 Saxner, M., Hammarbäck, G. 1985, *A&A*, 151, 372
 Soderblom D.R., Oey, M.S., Johnson, D.R.H., Stone, R.P.S. 1990, *AJ*, 99, 595
 Soderblom, D.R., Jones, B.F., Balachandran, S. et al. 1993a, *AJ*, 106, 1059
 Soderblom, D.R., Stauffer, J.R., MacGregor, K.B., Jones, B.F. 1993b, *ApJ*, 409, 624
 Soderblom, D.R., Jones, B.F., Stauffer, J.R., Chaboyer, B., 1995, *AJ*, 110, 729
 Swenson, F.J., Faulkner, J., Rogers, F.J., Iglesias, C.A. 1994, *ApJ*, 425, 286
 Thorburn, J.A., Hobbs, L.M., Deliyannis, C.P., Pinsonneault, M.H. 1993, *ApJ*, 415, 150
 Trumpler, R.J. 1938, *Lick Observatory Bulletin*, 494, 167
 Urban, S. E., Corbin, T. E., Wycoff, G. L. 1998, *AJ*, 115, 2161
 Ventura, P., Zepieri, A., Mazzitelli, I., D'Antona, F. 1998, *A&A*, 331, 1011
 Wielen, R. 1977, *A&A*, 60, 263
 Yang, J., Turner, M.S., Schramm, D.N., Steigman, G., Olive, K.A. 1984, *ApJ*, 281, 493