

CHARACTERISTICALLY NEAR VECTOR FIELDS IN THE POLAR COMPLEX PLANE

J.F. PETERS AND E. CUI

ABSTRACT. This paper introduces results for characteristically near vector fields that are stable or non-stable in the polar complex plane \mathbb{C} . All characteristic vectors (aka eigenvectors) emanate from the same fixed point in \mathbb{C} , namely, 0. Stable characteristic vector fields satisfy an extension of the Krantz stability condition, namely, the maximal eigenvalue of a stable system lies within or on the boundary of the unit circle in \mathbb{C} .

CONTENTS

1.	Introduction	1
2.	Preliminaries	2
3.	Application:Detection of characteristically near stable vector fields on motion waveforms in infrared video frames	7
	Acknowledgements	10
	References	11

1. INTRODUCTION

This paper introduces proximities of characteristic vector fields that are stable in the polar complex plane. A dynamical system is a 1-1 mapping from a set of points M to itself [8, §9.1.1], which describes the time-dependence of a point in a complex ambient system. In its earliest incarnation by Poincaré, the focus was on the stability of the solar system [18]. More recently, dynamical system behaviour is in the form of varying oscillations in motion waveforms [2, 4]. Typically, vector fields are used to construct dynamical systems (see, e.g., [19, §4], [5]).

The focus here is on dynamical systems generated by stable characteristic vector fields (cVfs) in \mathbb{C} and their corresponding semigroups. Comparison of cVf characteristics leads to the detection of proximal cVf semigroups. In general, a characteristic of an object X is a mapping $\varphi : X \rightarrow \mathbb{C}$ with values $\varphi(x \in X)$ that provide an

2020 *Mathematics Subject Classification.* 32Q26 (Stability for Complex Manifolds),15A18 (Eigenvalues, singular values, and eigenvectors), 54E05 (Proximity structures and generalizations).

Key words and phrases. Characteristic, Complex Plane, Eigenvalue, Eigenvector, Proximity, Stability.

The research has been supported by the Natural Sciences & Engineering Research Council of Canada (NSERC) discovery grant 185986 and Instituto Nazionale di Alta Matematica (INdAM) Francesco Severi, Gruppo Nazionale per le Strutture Algebriche, Geometriche e Loro Applicazioni grant 9 920160 000362, n.prot U 2016/000036 and Scientific and Technological Research Council of Turkey (TÜBİTAK) Scientific Human Resources Development (BİDEB) under grant no: 2221-1059B211301223.

object profile. Proximal objects X, Y require $|\varphi(x \in X) - \varphi(y \in Y)| \in [0, 1]$. All characteristic vectors (aka eigenvectors) emanate from the same fixed point in \mathbb{C} , namely, 0. Stable characteristic vector fields satisfy the Krantz stability condition, namely, all eigenvalues lie inside the unit circle in \mathbb{C} .

An application of the proposed approach is given in measuring system stability in terms of vector fields emanating from oscillatory waveforms derived from the up-and-down movements of a walker, runner or biker recorded in a sequence of infrared video frames. We prove that system stability occurs when its maximum eigenvalue occurs within or on the boundary of the unit circle in complex plane (See Theorem 1). This result extends results in [20], [7] as well as in [16, 13, 3].

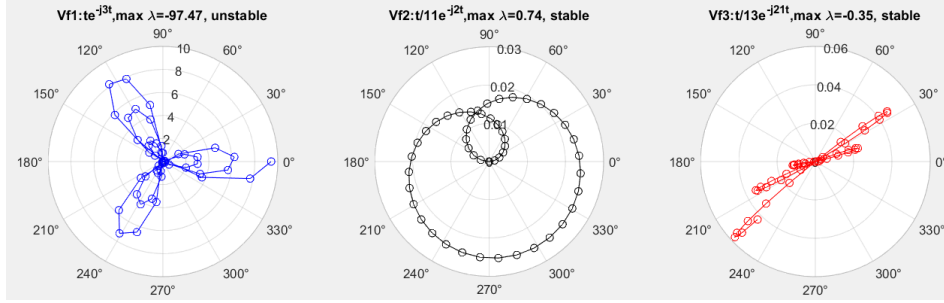


FIGURE 1. Three Vector Fields in Polar Complex Plane:

(leftmost,unstable) $\vec{V}f_1$, (middle,stable) $\vec{V}f_2$, (rightmost,stable) $\vec{V}f_3$

TABLE 1. Principal Symbols Used in this Paper

Symbol	Meaning
\mathbb{C}	Complex plane.
j	$j^2 = -1$ (imaginary number).
$\vec{0}$	center of unit circle in polar \mathbb{C} .
z	$= a + jb = e^{j\theta}$, $a, jb \in \mathbb{C}$ (see Fig. ??).
2^X	collection of subsets in X .
$A \tilde{\delta}_{\Phi} B$	A characteristically near B .
$\varphi(a \in A) \in \mathbb{C}$	Characteristic of $a \in A$.
$\Phi(A) =$	$\{\varphi(a_1), \dots, \varphi(a_n) : a_1, \dots, a_n \in A\} \in 2^{\mathbb{C}}$.
$d^{\Phi}(A, B)$	Characteristic Distance.

2. PRELIMINARIES

Detected affinities between vector fields for stable systems results from determining the infimum of the distances between pairs of system characteristics.

Definition 1. (Vector).

A **vector** v (denoted by \vec{v}) is a quantity that has magnitude and direction in the complex plane \mathbb{C} . ■

Definition 2. (Vector Field in the Complex Plane).

Let $U = \{p \in \mathbb{C}\}$ be a bounded region in the complex plane containing points $p(x, jy) \in U$. A **vector field** is a mapping $F : U \rightarrow 2^{\mathbb{C}}$ defined by

$$F(p(x, jy)) = \{\vec{v}\} \in 2^{\mathbb{C}} \text{ denoted by } \vec{V}f. \quad \blacksquare$$

Remark 1. A complex number z in polar form (discovered by Euler [6]) is written

$$z = re^{j\theta}. \quad \blacksquare$$

Example 1. Three examples of vector fields in polar form are given in Fig. 1.

Remark 2. A complex number z in polar form (discovered by Euler [6]) is written

$$z = re^{j\theta}. \quad \blacksquare$$

Definition 3. (Vector Field in the Complex Plane).

Let $U = \{z \in \mathbb{C}\}$ be a bounded region in the complex plane containing points $z(x, jy) \in U \subset \mathbb{C}$. A **vector field** is a mapping $F : U \rightarrow 2^{\mathbb{C}}$ defined by

$$F(z(x, jy)) = \{\vec{v} \in 2^{\mathbb{C}}\} \text{ denoted by } \vec{V}f. \quad \blacksquare$$

Definition 4. (Eigenvalue λ (aka Characteristic value)).

The eigenvalues (characteristic values) of a matrix A are solutions to the determi-

nant $\det(\mathbf{A} - \lambda\mathbf{I}), \mathbf{I} = \begin{bmatrix} 1 & 0 \\ 0 & 1 \end{bmatrix}$ identity matrix. \blacksquare

Example 2. (Sample Eigenvalues).

$$A = \begin{bmatrix} 4 & 8 \\ 6 & 26 \end{bmatrix}, I = \begin{bmatrix} 1 & 0 \\ 0 & 1 \end{bmatrix} : \det(A - \lambda I) = \begin{vmatrix} 4 - \lambda & 8 \\ 6 & 26 - \lambda \end{vmatrix} = (4 - \lambda)(26 - \lambda) - (8)(6) = 0$$

$$104 - 30\lambda + \lambda^2 - 48 = \lambda^2 - 30\lambda + 56 = (\lambda - 28)(\lambda - 2) = 0$$

$$\lambda_1 = 28, \lambda_2 = 2 \text{ (eigen values of) } A \quad \blacksquare$$

Definition 5. (Eigenvector).

Given a matrix A , then \vec{v} is a eigenvector, provided

$$A\vec{v} - \lambda\vec{v} = \mathbf{0} \in \mathbb{C}. \quad \blacksquare$$

TABLE 2. Eigenvectors derived from $\frac{t}{11}e^{j2t}$ Vf

1 st \mathbb{C} quadrant	1 st \mathbb{C} quadrant	3 rd \mathbb{C} quadrant
$z_{11}^{\vec{v}} = 0.1500 + 0.0498j$	$z_{12}^{\vec{v}} = 0.0106 + 0.0035j$	$z_{13}^{\vec{v}} = -0.0754 - 0.0250j$
$z_{21}^{\vec{v}} = 0.1586 + 0.0471j$	$z_{22}^{\vec{v}} = 0.0333 + 0.0091j$	$z_{23}^{\vec{v}} = -0.0418 - 0.0124j$

Example 3. (Sample eigenvectors in center $\frac{t}{11}e^{j2t}$ $\vec{V}f$ in Fig. 1).

A selection of eigenvectors from the first and third quadrants in the polar complex plane in the center vector field in Fig. 1 are given in Table 2. ■

Definition 6. (Krantz Vector Field Stability Condition [8]).

A vector field $\vec{V}f$ in the complex plane is stable, provided all of the eigenvalues of $\vec{V}f$ are either within or on the boundary of the unit circle centered $\mathbf{0}$ in \mathbb{C} . ■

Theorem 1. (Vector Field Stability Condition).

A vector field $\vec{V}f$ in the complex plane is stable, provided the maximal eigenvalue of $\vec{V}f$ lies within or on the boundary of the unit circle in \mathbb{C} .

Proof. From Def. 6, all eigenvalues $D = \{\lambda\}$ for a stable vector field lie either within or on the boundary of the unit circle in \mathbb{C} . Hence, $\max(\lambda) \in D$ lies either within or on the boundary of the unit circle in \mathbb{C} . □

TABLE 3. Eigenvalues derived from $\frac{t}{11}e^{j2t}$ Vf

$\lambda_{max}=-0.7384$	$\lambda_{max-1}=-0.2328$	$\lambda_{max-2}=-0.0823$	$\lambda_{max-3}=-0.0488$	$\lambda_{max-4}=-0.0298$
-------------------------	---------------------------	---------------------------	---------------------------	---------------------------

Example 4. (Largest λ values for the center $\frac{t}{11}e^{j2t}$ vector field in Fig. 1).

The 5 biggest eigenvalues derived from the center vector field Vf in Fig. 1 are given in Table 3. From Theorem 1, Vf is stable, since $\lambda_{max}=-0.7384$ in Table 3: `eigval2` lies within the unit circle in the complex plane \mathbb{C} . ■

Definition 7. A characteristic of an object (aka sets, systems) X is a mapping φ :

$$\varphi : X \rightarrow \mathbb{C} \text{ defined by } \varphi(x \in X) \in \mathbb{C}.$$

Definition 8. (Characteristic Distance).

Let X, Y be nonempty sets and $a \in A \in 2^X, b \in B \in 2^Y$ and let $\varphi(a), \varphi(b)$ be numerical characteristics inherent in A and B . The nearness mapping $d^\Phi : 2^X \times 2^Y \rightarrow \mathbb{R}$ is defined by

$$d^\Phi(A, B) = \inf_{\substack{a \in A \\ b \in B}} |\varphi(a) - \varphi(b)| = \varepsilon \in [0, 1] \in \mathbb{C}.$$

In effect, A, B are characteristically near, provided $0 \leq d^\Phi(A, B) \leq 1$ in the first quadrant of the unit circle in the complex plane \mathbb{C} . ■

Definition 9. (Stability View of a Vector Field-Based Dynamical System).

A characteristic of an object (aka sets, systems) X is a mapping φ :

$$\boxed{\varphi : X \rightarrow \mathbb{C} \text{ defined by } \varphi(x \in X) \in \mathbb{C}.}$$

Definition 10. (Characteristic Nearness of Systems [9]).

Let X, Y be a pair of systems. For nonempty subsets $A \in 2^X, B \in 2^Y$, the characteristic nearness of A, B (denoted by $A \tilde{\delta}_{\Phi} B$) is defined by

$$\boxed{A \tilde{\delta}_{\Phi} B \Leftrightarrow d^{\tilde{\Phi}}(A, B) = \varepsilon \in [0, 1]. \quad \blacksquare}$$

Theorem 2. (Fundamental Theorem of Near Systems).

Let X, Y be a pair of systems with $A \in 2^X, B \in 2^Y$.

$$\boxed{A \tilde{\delta}_{\Phi} B \Leftrightarrow \exists a \in A, b \in B : |\varphi(a) - \varphi(b)| = \varepsilon \in [0, 1].}$$

Proof.

$\boxed{\Rightarrow}$: From Def. 8, $A \tilde{\delta}_{\Phi} B$ implies that there is at least one pair $a \in A, b \in B$ such that $d^{\tilde{\Phi}}(A, B) = |\varphi(a) - \varphi(b)| = \varepsilon \in [0, 1]$.

$\boxed{\Leftarrow}$: Given $d^{\tilde{\Phi}}(A, B) = \varepsilon \in [0, 1]$, we know that $\inf_{\substack{a \in A \\ b \in B}} |\varphi(a) - \varphi(b)| = \varepsilon \in [0, 1] \in \mathbb{C}$. Hence, from Def. 10, $A \tilde{\delta}_{\Phi} B$, also. That is, sufficient nearness of at least one pair characteristics $\varphi(a \in A), \varphi(b \in B) \in [0, 1] \in \mathbb{C}$ indicates the characteristic nearness of the sets, i.e., we conclude $A \tilde{\delta}_{\Phi} B$. \square

Theorem 3. (Characteristically Close Systems).

Systems X, Y are characteristically near if and only if X, Y contain subsystems that are characteristically near.

Proof. Immediate from Theorem 2. \square

Theorem 4. (Stable Systems Extreme Closeness Condition).

Let $\vec{V}f_1, \vec{V}f_2$ be vector fields representing a pair of stable systems and let $\max_{\lambda_{vecVf_1}}, \max_{\lambda_{vecVf_2}}$ be the maximum λ (eigenvalues) for the pair of systems. If

$$\boxed{\left| \max_{\lambda_{\vec{V}f_1}} - \max_{\lambda_{\vec{V}f_2}} \right| \in [0, 0.5]}, \text{ then } \vec{V}f_1 \tilde{\delta}_{\Phi} \vec{V}f_2.$$

Proof. From Theorem 1, for the vector field $\vec{V}f$ for a stable system,

$$\boxed{\max_{\lambda_{vecVf}} \in [0, \pm 1]}.$$

For a pair of system vector fields $\vec{V}f_1, \vec{V}f_2$, assume that

$$\boxed{\left| \max_{\lambda_{\vec{V}f_1}} - \max_{\lambda_{\vec{V}f_2}} \right| \in [0, 0.5] \in [0, 1]}$$

Hence, from Theorem 2, we have $\vec{V}f_1 \tilde{\delta}_{\Phi} \vec{V}f_2$. \square

Remark 3. (Magiros Stable System Motions Condition).

Let the extreme closeness stability condition Theorem 4 corresponds to a pair of vector fields $\boxed{\vec{V}f_1, \vec{V}f_2 : \vec{V}f_1 \tilde{\delta}_{\Phi} \vec{V}f_2}$ derived from motion waveforms of a pair

of physical systems. In that case, the maximal $\boxed{\lambda}$ different requirement would represent a pair of motion waveforms that are very stable. That is, any small disturbance results in a small variation in the original waveform [12].

(Vector Field Characteristics).

We have the followig characteristics for a vector field $(\vec{V}f, +)$ to work with, namely,

$$\vec{V}f = \text{vector field in } \mathbb{C}.$$

$$Sg = (\vec{V}f, +).$$

$$\varphi_1(Sg) = 1 \text{ (tangent)} \vec{V}f.$$

$$\in (0, 1) \text{ (partly tangent)} \vec{V}f.$$

$$= 0 \text{ (non-tangent)} \vec{V}f.$$

$$\varphi_2(Sg) = 1 \text{ (normal)} \vec{V}f.$$

$$\in (0, 1) \text{ (partly normal)} \vec{V}f.$$

$$= 0 \text{ (non-normal } \vec{V}f).$$

$$\varphi_3(Sg) = \boxed{o(\vec{V}f)} \text{ Vf size).}$$

$$\varphi_4(Sg) \left\{ \vec{v} \subseteq \vec{V}f \right\} \in \left[0^\circ, \pm \frac{\pi}{2} \right] \text{ (direction of } \vec{v} \in \vec{V}f).$$

$$\varphi_5(Sg) = \left| \left| \varphi(\lambda_{\vec{v}_{f_1}}) \right| - \left| \varphi(\lambda_{\vec{v}_{f_2}}) \right| \right| \in [0, 0.5] \Rightarrow \vec{V}f_1 \tilde{\delta}_{\Phi} \vec{V}f_2.$$

$$\varphi_6(Sg) = (\max)\varphi(\lambda) \notin \text{unit circle} \Rightarrow \text{unstable vector field.}$$

$$\varphi_7(Sg) = (\max)\varphi(\lambda) \in \text{unit circle} \Rightarrow \text{stable vector field.}$$

$$\Phi(Sg) = \{ \varphi_1(Sg), \varphi_2(Sg), \varphi_3(Sg), \varphi_4(Sg), \varphi_5(Sg), \varphi_6(Sg), \varphi_7(Sg) \}.$$

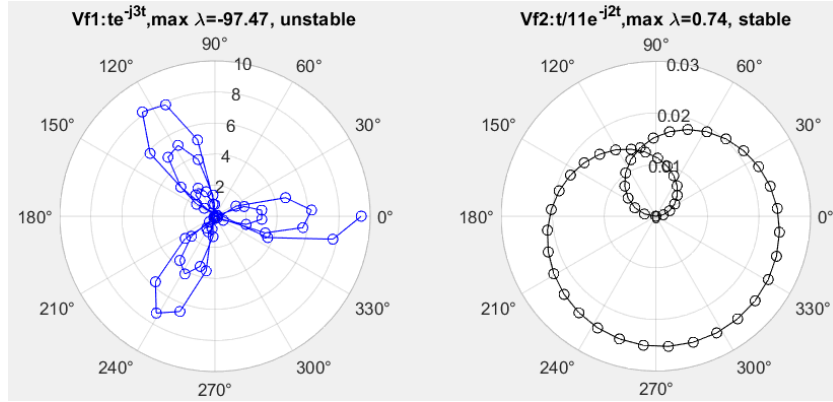
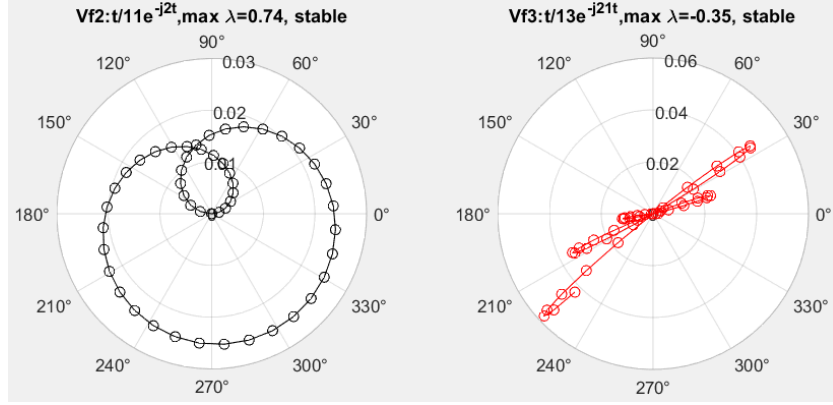


FIGURE 2. **Case 1:** Characteristically non-near vector fields


 FIGURE 3. **Case 2:** Characteristically near vector fields

Example 5. (*Characteristically Non-Near Vector Fields*).

In Fig. 2, $\boxed{(not)(Vf1 \tilde{\delta}_\Phi Vf2)}$, since

$$\varphi_6(Sg_{Vf1})(max)\lambda = -97.47 \Rightarrow \text{unstable vector field.}$$

$$\varphi_6(Sg_{Vf2})(max)\lambda = 0.74 \Rightarrow \text{stable vector field} \quad \blacksquare.$$

Example 6. (*Characteristically Near Vector Fields*).

In Fig. 3, $\boxed{Vf2 \tilde{\delta}_\Phi Vf3}$, since

$$\varphi_5(Sg_{Vf2,Vf3}) \left| \left| \varphi((max)\lambda_{\vec{v}_{f2}} = 0.74) \right| - \left| \varphi(\lambda_{\vec{v}_{f3}} = -0.035) \right| \right| \in [0, 0.5] \Rightarrow \text{stable vector field.}$$

$$\varphi_6(Sg_{Vf2})(max)\lambda = 0.74 \Rightarrow \text{stable vector field.}$$

$$\varphi_6(Sg_{Vf3})(max)\lambda = -0.35 \Rightarrow \text{stable vector field} \quad \blacksquare.$$

Theorem 5. (Characteristically Close Systems Are Proximally Close).

Characteristic close systems are proximal.

Proof. This is an immediated consequence of the fundamental near systems Theorem 2. \square

3. APPLICATION:DETECTION OF CHARACTERISTICALLY NEAR STABLE VECTOR FIELDS ON MOTION WAVEFORMS IN INFRARED VIDEO FRAMES

. This section illustrates how to identify characteristicly near motion waveforms in stable or unstable vector fields recorded in sequences of infrared video frames. This application presents an advance over the method of evaluating motion waveforms in video frames that was introduced in [17]. In the following example, the vector fields emanate from sequences of runner waveforms is recorded in frame sequences in infrared videos. Be comparing the stability characteristics of the runner vector fields in pairs of video frames, we can then determine the overall stability of the runner. This approach carries over in assessing the characteristic closeness

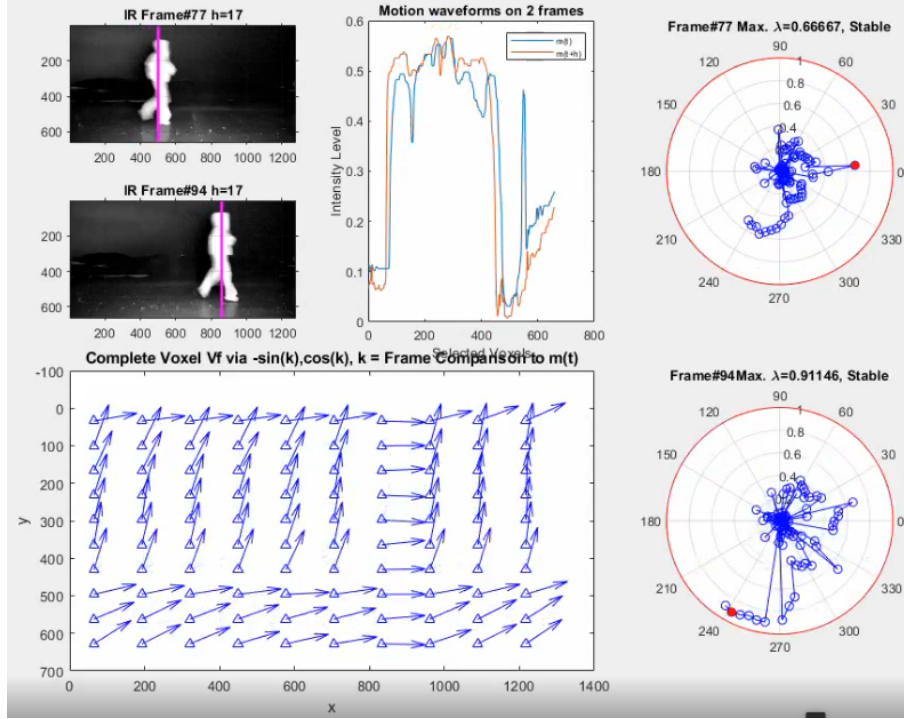


FIGURE 4. **Case 1:** Characteristically near stable vector fields

of the overall stability of the vector fields emanating from any vibrating system at different times. For simplicity, we consider only the maximum eigenvalues of the vector field in each video frame.

Example 7. (Case 1: Pair of Characteristically Close Stable Vector Fields).

In Fig. 4, contains a pair of characteristically near stable vector fields $\vec{V}f_{fr77}, \vec{V}f_{fr94}$ in frames 77 and 94. Observe

$$\begin{aligned} \max \lambda_{fr77} &= 0.67, \\ \max \lambda_{fr94} &= 0.91, \\ ||0.67| - |-0.91|| &= 0.24 \in [0, 0.5]; \text{ Hence, from characteristic } \varphi_5(Sg), \\ \vec{V}f_{fr77} &\tilde{\delta}_\Phi \vec{V}f_{fr94}. \quad \blacksquare \end{aligned}$$

Example 8. (Case 2: Pair of Characteristically Close Unstable Vector Fields).

In Fig. 5, contains a pair of unstable vector fields $\vec{V}f_{fr71}, \vec{V}f_{fr88}$ in frames 71 and

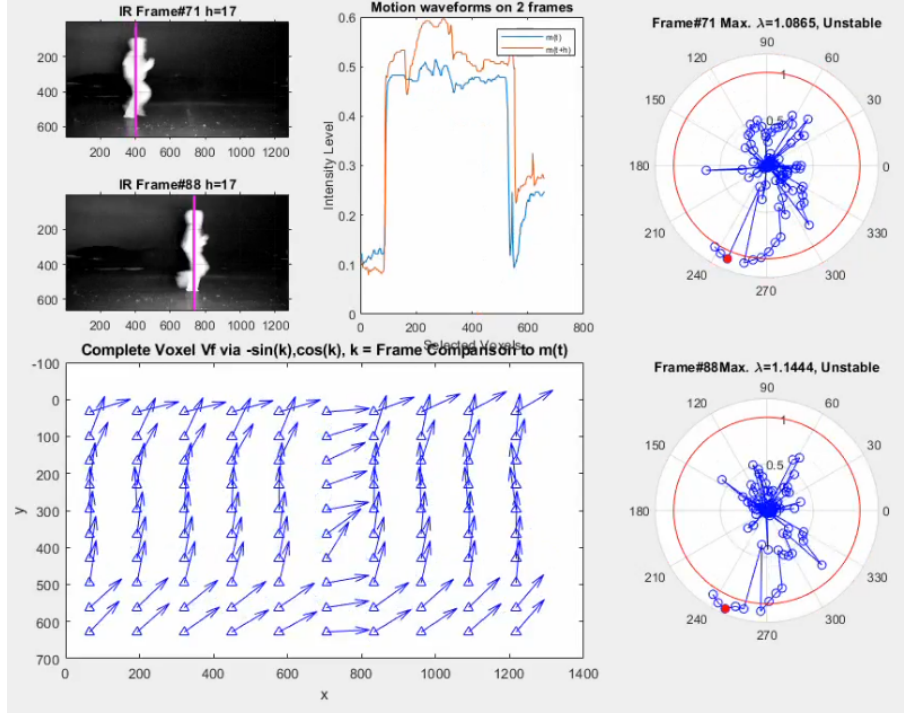


FIGURE 5. Case 2: Pair of Characteristically near unstable vector fields

88. Observe

$$\begin{aligned}
 \max \lambda_{fr71} &= 1.09, \\
 \max \lambda_{fr88} &= 1.44, \\
 ||1.09| - |1.44|| &= 0.35 \in [0, 0.5]; \text{ Hence, from characteristic } \varphi_5(Sg), \\
 \vec{V}f_{fr71} \tilde{\delta}_\Phi \vec{V}f_{fr88}. & \quad \blacksquare
 \end{aligned}$$

Example 9. (Case 3: Characteristically Close Stable and Unstable Vector Fields).

In Fig. 6, contains a stable vector field $\vec{V}f_{fr51}$ and unstable $\vec{V}f_{fr68}$ in frames 51 and 68. Observe

$$\begin{aligned}
 \max \lambda_{fr51} &= 0.67, \\
 \max \lambda_{fr51} &= 0.67, \\
 \max \lambda_{fr68} &= 1.36, \\
 ||0.67| - |1.36|| &= 0.69 \notin [0, 0.5]; \text{ Hence, from characteristic } \varphi_5(Sg), \\
 \vec{V}f_{fr51} \text{ (not)} \tilde{\delta}_\Phi \vec{V}f_{fr68}. & \quad \blacksquare
 \end{aligned}$$

Remark 4. (Significance of Characteristically Non-Close Stable and Unstable Vector Fields in Case 3).

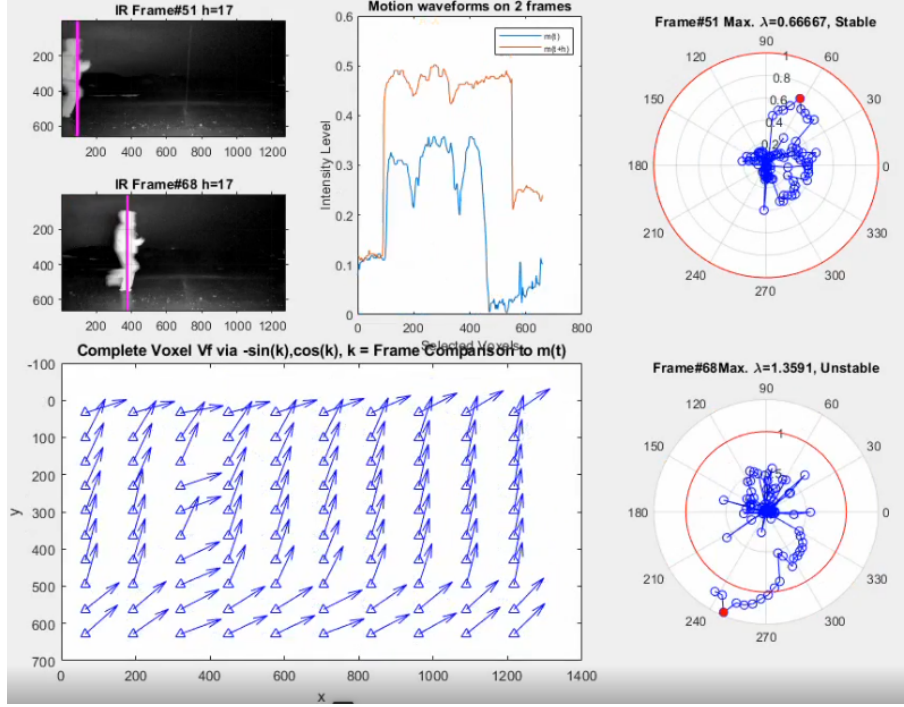


FIGURE 6. **Case 3:** Pair of Characteristically near stable and unstable vector fields

Stable vector fields characteristically non-close to unstable vector fields are represented in Case 3 in Fig. 6. The vector fields in Example 9 have underlying systems that have the potential to be modulated to obtain a pair of characteristically close stable systems, since

$$||0.67| - |1.36|| = 0.69 \in [0, 1] \text{ (satisfies Theorem 2).}$$

That is, even though the vector field $\vec{V}_{f_{r68}}$ is unstable in Case 3, it is characteristically close to the stable vector field $\vec{V}_{f_{r51}}$ in Fig. 6. That characteristic closeness suggests the possibility of modulating the waveform slightly to change the vector field $\vec{V}_{f_{r68}}$ from unstable to stable.

Unlike the temporal proximities of systems in the study in [7], the characteristically close systems in Fig. 6 are in different frames within the same video, but are separated by 10 frames and, hence, are not temporally close. The form of characteristic closeness introduced in this paper corroborates the results in [9]. Cases 1 and 2 illustrate the result in Theorem 5, namely, characteristically close systems are proximal. ■

ACKNOWLEDGEMENTS

We extend our thanks to Tane Vergili for sharing her profound insights concerning the proximity space theory in this paper. In addition, we extend our thanks to Andrzej Skowron, Mirosław Pawlak, Divagar Vakeesan, William Hankley, Brent

Clark and Sheela Ramanna for sharing their insights concerning time-constrained dynamical systems. In some ways, this paper is a partial answer to the question 'How [temporally] Near?' put forward in 2002 [14].

This research has been supported by the Natural Sciences & Engineering Research Council of Canada (NSERC) discovery grant 185986 and Istituto Nazionale di Alta Matematica (INdAM) Francesco Severi, Gruppo Nazionale per le Strutture Algebriche, Geometriche e Loro Applicazioni grant 9 920160 000362, n.prot U 2016/000036 and Scientific and Technological Research Council of Turkey (TÜBİTAK) Scientific Human Resources Development (BİDEB) under grant no: 2221-1059B211301223.

REFERENCES

- [1] E. Bombieri, D. Mumford, Enriques' classification of surfaces in char. p. III, *Invent. Math.*,35 (1976),197–232,MR0491720.
- [2] R. De Leo, J.A. Yorke, Streams and Graphs of Dynamical Systems, *Qual.Theory Dyn. Syst.*,24, 1, 53 pp. (2024), MR4782584.
- [3] E. Erdag, J.F. Peters, O. Deveci, The Jacobsthal-Padovan-Fibonacci p-sequence and its application in the concise representation of vibrating systems with dual proximal groups, *J. Supercomput.*, 81 (2025), no. 1, article 197.
- [4] M. Feldman, *Hilbert Transform Applications in Mechanical Vibration*, John Wiley and Sons, Ltd., N.Y.,2011, xxvii+287pp., ISBN: 9781119991649.
- [5] R. Forman, Combinatorial vector fields and dynamical systems, *Mathematische Zeitschrift* 228 (1998), no. 4, 629–681, MR1644432.
- [6] L. Euler, *Introductio in analysin infinitorum*. (Latin), Sociedad Andaluza de Educacion Matematica Thales, Springer, New York, 1748 (1988), xvi+30 pp., MR1841792, MR0961255.
- [7] M.S. Haider, J.F. Peters, Temporal proximities: self-similar temporally close shapes, *Chaos, Solitons & Fractals*, 151, 111237 (2021), 10pp., MR4290188.
- [8] S.G. Krantz, *Essentials of topology with applications*, CRC Press, Boca Raton, FL, 2010, xvi+404 pp., MR2554895.
- [9] J.F. Peters, T. Vergili, F. Ucan, D. Vakeesan, Indefinite Descriptive Proximities Inherent in Dynamical Systems. Cornell arXiv, 2501.02585 (2025), url=<https://arxiv.org/abs/2501.02585>.
- [10] W.E. Lang, Quasi-elliptic surfaces in characteristic three, *Annales Scientifiques de l'Ecole Normale Supérieure, Quatrième Serie*, 12, 4 (1979), 473–500, MR0565468.
- [11] T.U. Liyanage, Detecting Energy Dissipation in Modulated vs. Non-Modulated Motion Waveforms Emanating from Vibrating Systems Recorded in Videos, M.Sc. Thesis, 2024, University of Manitoba, supervisor: J.F. Peters.
- [12] D.G. Magiros, On stability definitions of dynamical systems, *Proc. Nat. Acad. Sci. U.S.A.*, 53 (1965), 1288–1294, MR0177534.
- [13] E. Ozkan, B. Kuloglu, J.F. Peters, k-Narayana sequence self-similarity. Flip graph views of k-Narayana self-similarity, *Chaos Solitons & Fractals*, 153, part 2, no. 111473 (2021), 11pp., MR4329044.
- [14] Z. Pawlak, J.F. Peters, Jak bliski? [Polish] (How near?). In: *Systemy Wspomagania Decyzji*, vol. I, 2007, pp. 57–109., University of Silesia, Katowice, ISBN 83-920730-4-5.
- [15] J.F. Peters, Vortex nerves and their proximities. Nerve Betti numbers and descriptive proximity, *Bull. Allahabad Math. Soc.*, 34, 2 (2019), 263–276, MR4269154.
- [16] J.F. Peters, T. Vergili, Good coverings of proximal Alexandrov spaces. Path cycles in the extension of the Mitsubishi-Yamaguchi good covering and Jordan curve theorems, *Appl. Gen. Topol.* 24, 1 (2023), 25–45, MR4573606.
- [17] J.F. Peters, T.U. Liyanage, Energy Dissipation in Hilbert Envelopes on Motion Waveforms Detected in Vibrating Systems: An Axiomatic Approach, *Communications in Advanced Mathematical Sciences*, 7 (2024), no. 4, 178–186, <https://doi.org/10.33434/cams.1549815>
- [18] H. Poincaré, Sur les équations de La dynamique et le problème des trois corps, *Acta Math.* 13 (1890), 1-270.

- [19] P. Pokorny, A. Klic, Dynamical systems generated by two alternating vector fields, Eur. Phys. J. Special Topics 165 (2008), 61-71.
- [20] Surabhi Tiwari, J. F. Peters, Proximal groups: extension of topological groups. Application in the concise representation of Hilbert envelopes on oscillatory motion waveforms, Comm. Algebra, 52,9 (2024), 3904–3914, 2024, <https://doi.org/10.1080/00927872.2024.2334895>
- [21] N. Tziolas, Topics in group schemes and surfaces in positive characteristic, Annali dell'Universita di Ferrara. Sezione VII. Scienze Matematiche, 70,3(2024),891–954, MR4767553.

DEPARTMENT OF ELECTRICAL AND COMPUTER ENGINEERING, UNIVERSITY OF MANITOBA, WPG, MANITOBA, R3T 5V6, CANADA AND DEPARTMENT OF MATHEMATICS, FACULTY OF ARTS AND SCIENCES, ADIYAMAN UNIVERSITY, 02040 ADIYAMAN, TURKEY

Email address: james.peters3@umanitoba.ca

DEPARTMENT OF ELECTRICAL AND COMPUTER ENGINEERING, UNIVERSITY OF MANITOBA, WPG, MANITOBA, R3T 5V6, CANADA

Email address: cuie@myumanitoba.ca