

Fast enumeration of effective mixed transports for recommending shipper collaboration

Akifumi Kira ^{a,*}, Nobuo Terajima ^b

^a Institute of Mathematics for Industry, Kyushu University
744 Motoooka, Nishi-ku, Fukuoka 819-0395, Japan

^b Japan Pallet Rental Corporation
Ote Center Building, 1-1-3 Otemachi, Chiyoda-ku, Tokyo 100-0004, Japan

* Corresponding author, E-mail: kira@imi.kyushu-u.ac.jp

Abstract

In this study, we focus on a form of joint transportation called mixed transportation and enumerate the combinations with high cooperation effects from among a number of transport lanes registered in a database (logistics big data). As a measure of the efficiency of mixed transportation, we consider the reduction rate that represents how much the total distance of loading trips is shortened by cooperation. The proposed algorithm instantly presents the set of all mixed transports with a reduction rate of a specified value or less. This algorithm is more than 7,000 times faster than simple brute force.

Keywords Enumeration, joint transport, mixed transport, pruning, cooperative game, social implementation.

1 Introduction

While there has been concern about a logistics crisis and the shortage of drivers has been becoming increasingly serious, improving labor productivity in logistics has become an urgent issue. However, truck load efficiency remains low at less than 40% [3]. In the General Principles of Logistics Policies [2], which provides the government’s guidelines on logistics and logistics administration, improving the efficiency of logistics through collaboration is set as a goal, and there is strong demand for us to shift from specific optimization to total optimization or from competition to co-creation.

Kira et al. [6] study a form of joint transportation called triangular transportation, wherein three shipments are processed sequentially in the form of a triangle, and propose successful algorithms that enumerate the combinations with high cooperation effects. The joint transportation matching system “TranOpt” provided by the Japan Pallet Rental Corporation (JPR) is a service that uses this patented technology to match cargo owner companies looking for joint transportation partners with one another and propose efficient joint transportation [4, 5] ¹. This service is already used by more than 260 companies (as of November 2024) ².

Although Kira et al. [6] only deal with triangular transportation, TranOpt has another important function that supports the high-speed enumeration of mixed transportation, in which loads are mixed and transported simultaneously (see Figure 1). As a measure of the efficiency of mixed transportation, the reduction rate, which represents how much the total distance of loading trips is shortened by cooperation, is taken into account. In this study, we explain the logic installed in TranOpt in detail and prove its correctness.

¹Patent rights were jointly acquired by Gunma University and JPR [5].

²The authors won the Case Study Award 2023 of the Operations Research Society of Japan for this research.

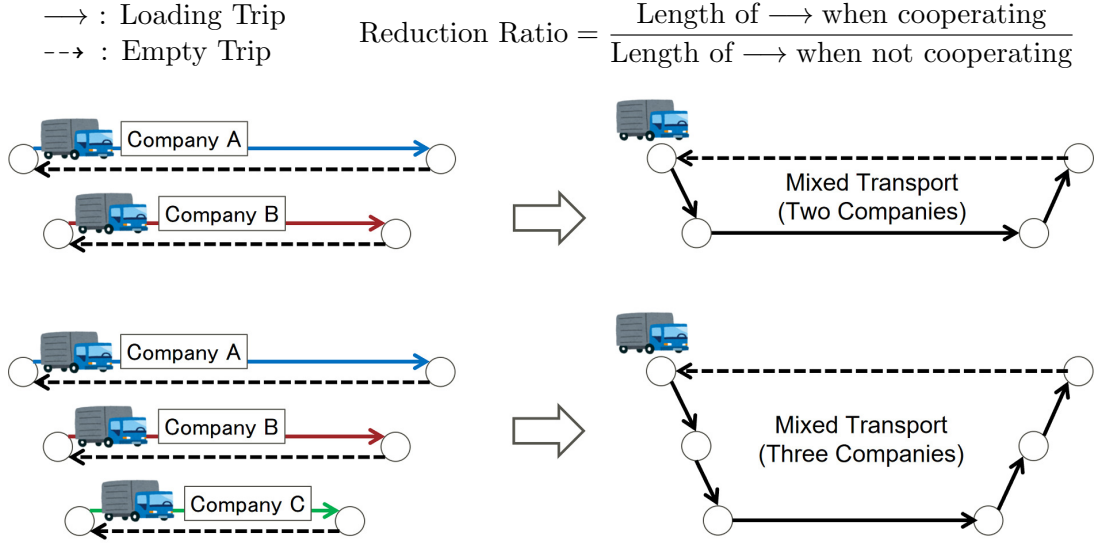


Figure 1: Mixed transportation

2 Problem Formulation

We are given a metric space (B, d) , where B is a finite set of transportation bases and $d : B \times B \rightarrow \mathbb{R}_{\geq 0}$ is a distance function. For simplicity, a truckload request from one base to another is called a transport lane (or lane), and a finite set of lanes T is provided. For every lane $t \in T$, we denote the start point and the endpoint as t^s and t^e , respectively. Furthermore, for every lane $t \in T$, we denote the distance of t by t^d , where $t^d = d(t^s, t^e)$.

A series of transportation in which a single truck mixes the loads of multiple lanes t_1, t_2, \dots, t_n and transports them simultaneously is called a “mixed transport” and denoted by (t_1, t_2, \dots, t_n) . This notation implies that loads are loaded in the order t_1, t_2, \dots, t_n and unloaded in the reverse order t_n, \dots, t_2, t_1 . This is due to the last-in, first-out (LIFO) nature of truck beds. This study focuses on the case $n = 3$. Given a mixed transport (t_1, t_2, t_3) , we use symbols d_i, x_i, x, z_i , and z in the following manner (see also Figure 2):

$$\begin{aligned}
 d_i &= t_i^d, \quad i = 1, 2, 3, \\
 x_1 &= d(t_1^s, t_2^s), \quad x_2 = d(t_2^s, t_3^s), \\
 z_1 &= d(t_2^e, t_1^e), \quad z_2 = d(t_3^e, t_2^e), \\
 x &= d(t_1^s, t_3^s), \quad y = d(t_3^s, t_1^e), \quad z = d(t_3^e, t_1^e),
 \end{aligned}$$

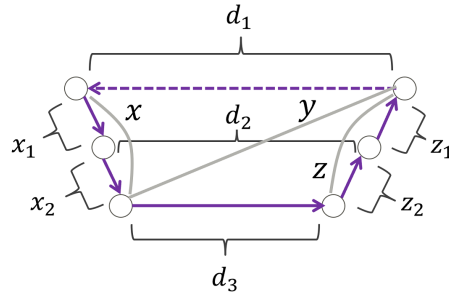


Figure 2: Symbols d_i, x_i, z_i, x, y, z representing distances

As a measure of the efficiency of mixed transportation, it is natural to consider the following reduction rate:

$$\text{Reduction rate} = \frac{x_1 + x_2 + d_3 + z_2 + z_1}{d_1 + d_2 + d_3}.$$

The reduction rate represents how much the total distance of loading trips is shortened by cooperation; the smaller this value is, the more efficient the mixed transport is. We note that the reduction rate is at its minimum when $t_1^s = t_2^s = t_3^s$ and $t_1^e = t_2^e = t_3^e$, and in that case the minimum value is $\frac{1}{3}$.

For a given lane $t_1 \in T$, we search for joint transport partners $t_2, t_3 \in T$ and propose an effective mixed transport (t_1, t_2, t_3) (see Figure 3). In particular, for any specified $r \in [\frac{1}{3}, 1)$, our goal is to list all the mixed transports with a reduction rate of r or less.

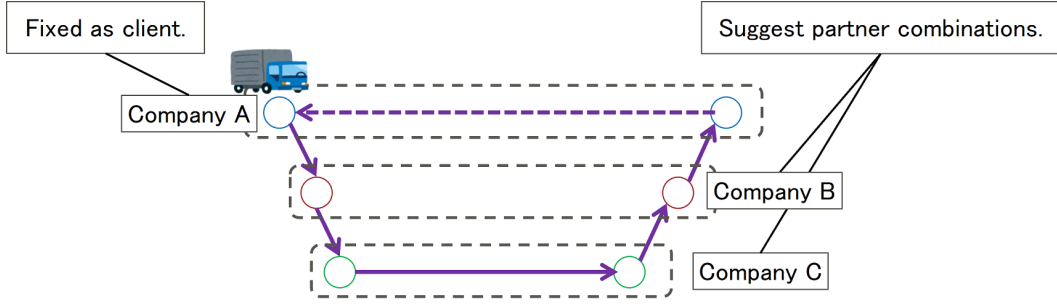


Figure 3: Processing a mixed transport matching request

For a given transport lane t_1 , we only need to search for partners t_2 and t_3 . Therefore we can consider a simple brute-force search with a double for-loop, as shown in Algorithm 1.

<p>Data: a set of lanes T on a metric space (B, d), a lane t_1, and a desired reduction rate $r \in [\frac{1}{3}, 1)$</p> <p>Result: the set of all mixed transports starting from t_1^s with a reduction rate of r or less</p> <p>$C \leftarrow \emptyset;$ $d_1 \leftarrow t_1^d;$ forall $t_2 \in T \setminus \{t_1\}$ do $d_2 \leftarrow t_2^d;$ $x_1 \leftarrow d(t_1^s, t_2^s);$ $z_1 \leftarrow d(t_2^e, t_1^e);$ forall $t_3 \in T \setminus \{t_1, t_2\}$ do $d_3 \leftarrow t_3^d;$ $x_2 \leftarrow d(t_2^s, t_3^s);$ $z_2 \leftarrow d(t_3^e, t_2^e);$ if $\frac{x_1 + x_2 + d_3 + z_2 + z_1}{d_1 + d_2 + d_3} \leq r$ then $C \leftarrow C \cup \{(t_1, t_2, t_3)\};$</p>
--

Algorithm 1: A simple brute-force search

3 Pruning Algorithm

For any transportation base $b \in B$, let $T(b)$ denote the set of all lanes starting from b . In addition, let S be the set of all bases that can be the starting point for a lane. That is,

$$S := \{b \in B \mid T(b) \neq \emptyset\}.$$

Our proposed algorithm is presented as in Algorithm 2.

Data: a set of lanes T on a metric space (B, d) , a lane t_1 , and a desired reduction rate $r \in [\frac{1}{3}, 1)$

Result: the set of all mixed transports starting from t_1^s with a reduction rate of r or less

$C \leftarrow \emptyset;$
 $d_1 \leftarrow t_1^d;$
forall $s \in S$ such that $d(t_1^s, s) + d(s, t_1^e) \leq \frac{2r}{1-r}d_1$ **do**
 $x \leftarrow d(t_1^s, s);$
 forall $t_3 \in T(s) \setminus \{t_1\}$ such that $(1 - 2r)t_3^d + (1 - r)d(t_3^e, t_1^e) \leq (r - 1)x + rd_1$ **do**
 $d_3 \leftarrow t_3^d;$
 $z \leftarrow d(t_3^e, t_1^e);$
 forall $s' \in S$ such that $d(t_1^s, s') + (1 - r)d(s', t_3^s) \leq rd_1 + (2r - 1)d_3 - (1 - r)z$ **do**
 $x_1 \leftarrow d(t_1^s, s');$
 $x_2 \leftarrow d(s', t_3^s);$
 forall $t_2 \in T(s') \setminus \{t_1, t_3\}$ such that $t_2^d \geq \frac{1}{r}(x_1 + x_2 + z) - d_1 + \frac{1-r}{r}d_3$ **do**
 $d_2 \leftarrow t_2^d;$
 $z_2 \leftarrow d(t_3^e, t_2^e);$
 $z_1 \leftarrow d(t_2^e, t_1^e);$
 if $\frac{x_1 + x_2 + d_3 + z_2 + z_1}{d_1 + d_2 + d_3} \leq r$ **then**
 $C \leftarrow C \cup \{(t_1, t_2, t_3)\};$

Algorithm 2: A brute-force search with pruning

In order to prove the validity of Algorithm 2, we introduce four lemmas.

Lemma 3.1 (pruning for the first for-loop). *A necessary condition for a mixed transport to have an reduction rate of r or less is*

$$x + y \leq \frac{2r}{1-r}d_1.$$

Proof. We can find a lower bound of the reduction rate as follows:

$$\begin{aligned} r &\geq \frac{x_1 + x_2 + d_3 + z_2 + z_1}{d_1 + d_2 + d_3} \quad (\text{monotonically decreasing w.r.t. } d_2) \\ &\geq \frac{x_1 + x_2 + d_3 + z_2 + z_1}{d_1 + (x_1 + d_1 + z_1) + d_3} = \frac{x_1 + x_2 + d_3 + z_2 + z_1}{x_1 + 2d_1 + d_3 + z_1} \\ &\geq \frac{x_1 + x_2 + d_3 + z_2 + z_1}{x_1 + x_2 + 2d_1 + d_3 + z_2 + z_1} \quad (\text{monotonically increasing w.r.t. } x_1 + x_2, d_3 + z_2 + z_1) \\ &\geq \frac{x + y}{x + y + 2d_1}. \end{aligned}$$

In the above, to obtain the second inequality, we replace d_2 with $x_1 + d_1 + z_1$, which is an upper bound of d_2 . Similarly, to obtain the last inequality, we replace $x_1 + x_2$ and $d_3 + z_2 + z_1$ with their respective lower bounds x and y . These upper and lower bounds follow from the metric axioms. Thus, by solving $r \geq \frac{x+y}{x+y+2d_1}$ with respect to $x + y$, we obtain the result. \square

Lemma 3.2 (pruning for the second for-loop). *A necessary condition for a mixed transport to have an reduction rate of r or less is*

$$(1 - 2r)d_3 + (1 - r)z \leq (r - 1)x + rd_1.$$

Proof. We can find a lower bound of the reduction rate as follows:

$$\begin{aligned} r &\geq \frac{x_1 + x_2 + d_3 + z_2 + z_1}{d_1 + d_2 + d_3} \quad (\text{monotonically decreasing w.r.t. } d_2) \\ &\geq \frac{x_1 + x_2 + d_3 + z_2 + z_1}{d_1 + (x_2 + d_3 + z_2) + d_3} = \frac{x_1 + x_2 + d_3 + z_2 + z_1}{x_2 + d_1 + 2d_3 + z_2} \quad (1) \\ &\geq \frac{x_1 + x_2 + d_3 + z_2 + z_1}{x_1 + x_2 + d_1 + 2d_3 + z_2 + z_1} \quad (\text{monotonically increasing w.r.t. } x_1 + x_2, z_2 + z_1) \\ &\geq \frac{x + z + d_3}{x + z + d_1 + 2d_3} \end{aligned}$$

In the above, to obtain the second inequality, we replace d_2 with $(x_2 + d_3 + z_2)$, which is an upper bound of d_2 . Similarly, to obtain the last inequality, we replace $x_1 + x_2$ and $z_2 + z_1$ with their respective lower bounds x and z . From the final inequality $r \geq \frac{x+z+d_3}{x+z+d_1+2d_3}$, we obtain the result³. \square

Lemma 3.3 (pruning for the third for-loop). *A necessary condition for a mixed transport to have an reduction rate of r or less is*

$$x_1 + (1 - r)x_2 \leq rd_1 + (2r - 1)d_3 - (1 - r)z.$$

Proof. From (1), we can find a lower bound of the reduction rate as follows:

$$\begin{aligned} r &\geq \frac{x_1 + x_2 + d_3 + z_2 + z_1}{x_2 + d_1 + 2d_3 + z_2} \\ &\geq \frac{x_1 + x_2 + d_3 + z_2 + z_1}{x_2 + d_1 + 2d_3 + z_2 + z_1} \quad (\text{monotonically increasing w.r.t. } z_2 + z_1) \\ &\geq \frac{x_1 + x_2 + d_3 + z}{x_2 + d_1 + 2d_3 + z}. \end{aligned}$$

The result follows from the final inequality $r \geq \frac{x_1+x_2+d_3+z}{x_2+d_1+2d_3+z}$. \square

³By solving the final inequality with respect to d_3 , we have

$$\left\{ \begin{array}{ll} d_3 \leq -\frac{1-r}{1-2r}(x+z) + \frac{r}{1-2r}d_1 & \text{if } r \in [\frac{1}{3}, \frac{1}{2}), \\ d_3 > 0 & \text{if } r = \frac{1}{2} \text{ and } x = d_1, \\ \text{infeasible} & \text{if } r = \frac{1}{2} \text{ and } x \neq d_1, \\ d_3 \geq \frac{1-r}{2r-1}(x+z) - \frac{r}{2r-1}d_1 & \text{if } r \in [\frac{1}{2}, 1). \end{array} \right.$$

Lemma 3.4 (pruning for the fourth for-loop). *A necessary condition for a mixed transport to have an reduction rate of r or less is*

$$d_2 \geq \frac{1}{r}(x_1 + x_2 + z) - d_1 + \frac{1-r}{r}d_3.$$

Proof. We can find a lower bound of the reduction rate as follows:

$$\begin{aligned} r &\geq \frac{x_1 + x_2 + d_3 + z_2 + z_1}{d_1 + d_2 + d_3} \quad (\text{monotonically decreasing w.r.t. } z_2 + z_1) \\ &\geq \frac{x_1 + x_2 + d_3 + z}{d_1 + d_2 + d_3}. \end{aligned}$$

By solving the final inequality $r \geq \frac{x_1+x_2+d_3+z}{d_1+d_2+d_3}$ with respect to d_2 , we obtain the result. \square

Theorem 3.1. *Algorithm 2 correctly outputs the set of all mixed transports starting from t_1^s with a reduction rate of r or less.*

Proof. The result follows from Lemmas 3.1 to 3.4. \square

By keeping track of the reduction rate, which is the provisional k th rank, we can improve Algorithm 2 to obtain the k -best solutions more instantly. To do this, we use a binary heap [8]. The improved algorithm is presented as Algorithm 3.

Data: a set of lanes T on a metric space (B, d) , a lane t_1 , a desired reduction rate $r \in [\frac{1}{3}, 1)$, and an integer k

Result: the set of k mixed transports starting from t_1^s with a reduction rate of r or less, starting with those with the smallest reduction rate.

Declare a binary heap (max-heap) H ;

$d_1 \leftarrow t_1^d$;

forall $s \in S$ such that $d(t_1^s, s) + d(s, t_1^e) \leq \frac{2r}{1-r}d_1$ **do**

$x \leftarrow d(t_1^s, s)$;

forall $t_3 \in T(s) \setminus \{t_1\}$ such that $(1-2r)t_3^d + (1-r)d(t_3^e, t_1^e) \leq (r-1)x + rd_1$ **do**

$d_3 \leftarrow t_3^d$;

$z \leftarrow d(t_3^e, t_1^e)$;

forall $s' \in S$ such that $d(t_1^s, s') + (1-r)d(s', t_3^s) \leq rd_1 + (2r-1)d_3 - (1-r)z$ **do**

$x_1 \leftarrow d(t_1^s, s')$;

$x_2 \leftarrow d(s', t_3^s)$;

forall $t_2 \in T(s') \setminus \{t_1, t_3\}$ such that $t_2^d \geq \frac{1}{r}(x_1 + x_2 + z) - d_1 + \frac{1-r}{r}d_3$ **do**

$d_2 \leftarrow t_2^d$;

$z_2 \leftarrow d(t_3^e, t_2^e)$;

$z_1 \leftarrow d(t_2^e, t_1^e)$;

if $\frac{x_1+x_2+d_3+z_2+z_1}{d_1+d_2+d_3} \leq r$ **then**

if $|H| = k$ **then**

Remove the minimum element from H ;

Add (t_1, t_2, t_3) to H with priority $\frac{x_1+x_2+d_3+z_2+z_1}{d_1+d_2+d_3} \leq r$;

if $|H| = k$ **then**

$r \leftarrow$ Refer to the maximum key of H without deleting it;

Algorithm 3: A brute-force top- k search with pruning

4 Numerical Experiments

In the same way as computational experiments in Kira et al. [6], we use approximately 17,000 real, anonymized transport lane data ($|B| = 4828$, $|T| = 16957$) across Japan, and we conduct experiments to enumerate efficient mixed transports. First we create 1000 problems (1000 matching requests) by randomly selecting 1000 lanes from T and fixing each lane as the first lane. These problems are used to compare three algorithms. The desired reduction rate r is varied from 0.35 to 0.60 in 0.05 increments. We implemented the three algorithms using Cython [1, 7] (\neq Python) and executed them on a desktop PC with an Intel[®] Core[™] i9-9900K processor and 64GB memory installed. The results are presented in Tables 1.

Table 1: Computational time to process 1000 matching requests (seconds)

Scenario \ Algorithm	Brute-force search	pruning	k Best solutions
	Algorithm 1	Algorithm 2	Algorithm 3
$r = 0.60$	124230.3	563.2	17.1
$r = 0.55$	(34h 31min)	296.0	12.9
$r = 0.50$	↓	85.5	10.1
$r = 0.45$	↓	23.8	5.8
$r = 0.40$	↓	5.1	2.4
$r = 0.35$	↓	0.4	0.3

In the case of $r = 0.60$, Algorithm 3 is more than 7,000 times faster than simple brute force. In the case of $r = 0.35$, Algorithm 3 is more than 400,000 times faster than simple brute force.

5 Summary

In this study, we have focused on a form of joint transportation called mixed transportation and have proposed an algorithm for instantly enumerating set of all combinations of transport lanes with a reduction rate is a desired value of less. The results demonstrated that the proposed method is 7,000 times faster than simple brute force.

Acknowledgments

This research and development was carried out as the NEDO-funded project, titled ‘‘Cross-industry joint transportation matching service to realize white logistics.’’ In addition, Akifumi Kira was supported in part by JSPS KAKENHI Grant Numbers 17K12644, 21K11766, and 23H01030, Japan.

References

- [1] Behnel, S., Bradshaw, R., Citro, C., Dalcin, L., Seljebotn, D.S., & Smith, K. (2010). Cython: The best of both worlds. *Computing in Science & Engineering*, **13**(2), 31–39.
- [2] Government of Japan (2017). Comprehensive Physical Distribution Policy (FY2017–FY2020). (in Japanese), Accessed 2025 Mar 31.
https://www.mlit.go.jp/seisakutokatsu/freight/seisakutokatsu_freight_tk1_000128.html

- [3] Government of Japan (2021). Comprehensive Physical Distribution Policy (FY2021–FY2025). (in Japanese), Accessed 2025 Mar 31.
<https://www.mlit.go.jp/seisakutokatsu/freight/butsuryu03100.html>
- [4] Japan Pallet Rental Corporation and Gunma University (2021). Rapid listing of combinations of transport routes with high cooperative effects — Development of joint transport matching technology, Joint Press Release (October 21, 2021), Accessed 2025 Mar 31.
https://www.gunma-u.ac.jp/wp-content/uploads/2021/10/Release20211021_EN.pdf
- [5] Kira, A., Terajima, N., & Watanabe, Y. (2021). Transport combination enumeration program, transport combination enumeration method and transport combination enumeration system. Japanese Patent No. 7373169 (October 25, 2023), Japanese Patent Application No. 2021-171440 (October 20, 2021).
- [6] Kira, A., Terajima, N., Watanabe, Y., Yamamoto, H. (2023). Shipper collaboration matching: fast enumeration of triangular transports with high cooperation effects. *arXiv:2303.18222*, 16 pages.
- [7] Smith, K.W. (2015). *Cython – A guide for python programmers*. O’Reilly Media, Inc.
- [8] Williams, J.W.J. (1964) Algorithm 232: Heapsort. *Communications of the ACM* **7**(6), 347–348.