

Distributed Observer-based Leak Detection in Pipe Flow with Nonlinear Friction (Extended Abstract)

Nils Christian A. Wilhelmsen* Ole Morten Aamo*

* *Department of Engineering Cybernetics, Norwegian University of Science and Technology, NO-7491 Trondheim, Norway (e-mail: nils.c.wilhelmsen@ntnu.no, aamo@ntnu.no).*

Abstract: The problem of leak detection in a pipeline with nonlinear friction is considered. A distributed observer-based method is proposed which applies a linearised, distributed adaptive observer design to the nonlinear model. The methodology is tested in simulations for two different operating points.

Keywords: Fault detection and diagnosis, Distributed parameter systems, Adaptive systems and control, Water supply and distribution systems, Nonlinear observers and filter design

1. INTRODUCTION

$$p(l, t) = p_l(t). \quad (2b)$$

Leakage in pipelines is a ubiquitous problem in water distribution systems (Lambert (2002)), which motivates the development of technology to monitor and automatically detect leaks as they occur. Software-based methods relying on sophisticated processing of sensor signals to detect and quantify leaks have been studied over the past few decades (Billmann and Isermann (1987), Verde (2001)).

In Aamo (2015) an adaptive observer-based leak detection scheme for a distributed pipeline model is designed using the infinite-dimensional backstepping technique. This design has later been extended to more general cases, such as branched pipe flows in Anfinnsen and Aamo (2022) and pipe flow networks containing loops in Wilhelmsen and Aamo (2022). These contributions have, however, only considered linear models of the pipe flow in their design and implementation. In this extended abstract we explore the possibility of applying the leak detection scheme from Aamo (2015) to a pipeline model with nonlinear friction, something which could be of great practical value.

2. MATHEMATICAL MODEL

2.1 Nonlinear model

To model the transient behaviour of pressure p and volumetric flow q at each position $z \in [0, l]$ and time $t > 0$ in a pipe of length l we consider the 1D semilinear pipeline flow model (see e.g. Aamo et al. (2006))

$$p_t(z, t) + \frac{\beta}{A} q_z(z, t) = -\frac{\beta}{A} d(z) \chi \quad (1a)$$

$$q_t(z, t) + \frac{A}{\rho} p_z(z, t) = -Ag \sin \phi(z) - \frac{\eta}{A} d(z) \chi - \frac{f}{2} \frac{|q(z, t)| q(z, t)}{DA} \quad (1b)$$

with boundary conditions

$$q(0, t) = q_0(t) \quad (2a)$$

Possible leaks are characterised by the total volumetric flow χ leaking from the pipeline together with their normalised¹ spatial distribution $d(z) = \delta''(z)$ throughout the pipeline, where

$$\delta(z) := l - z - \int_z^l \int_0^\eta d(\gamma) d\gamma d\eta. \quad (3)$$

Also, A is the cross-sectional area of the pipeline, D is the diameter, β is the bulk modulus, ρ is the density (assumed constant), g is the acceleration of gravity, ϕ is the pipeline inclination angle and f is a friction coefficient satisfying

$$\frac{1}{\sqrt{f}} = -1.8 \log_{10} \left(\left(\frac{E}{3.7D} \right)^{1.11} + \frac{6.9}{Re} \right) \quad (4)$$

in terms of the pipe surface roughness E and Reynolds number

$$Re := \frac{\rho q D}{A \mu}, \quad (5)$$

with μ being the dynamic viscosity. Lastly the parameter $\eta := \gamma_d q_{in}$ is defined in terms of the mean flow q_{in} and coefficient $\gamma_d < 1$ characterising the leak type (Bajura (1971)), with $\gamma_d \approx 0.8$ for point leaks.

2.2 Problem statement

Our objective is to monitor flow in pipelines with dynamics described by (1)–(2) through providing estimates of the pressure p and volumetric flow rate q in addition to detection with size and location estimates of possible leaks that occur in the pipeline. We will assume that flow and pressure measurements from the boundaries at $z = 0$ and $z = l$ are available, only.

In Aamo (2015) a distributed observer-based leak detection method using only boundary pressure and flow mea-

¹ It is imposed that $\int_0^l d(z) dz = 1$.

measurements is proposed for pipelines described by (1)–(2), but assuming the dynamics (1) are linearised. Rigorous proofs are given for convergence of the leak size estimate $\hat{\chi}(t) \rightarrow \chi$ as well as leak distribution estimate $\hat{\delta}(t) \rightarrow \delta(0)$. The assumption that the friction term can be linearised is only valid for laminar flow (Moody (1944)), which for pipes is characterised by “low” Reynolds number $Re < 2300$. In practice, however, applications such as water distribution systems contain flow with higher Reynolds numbers in the turbulent regime. The nonlinearity of the friction term can in these cases thus not be neglected and must be taken into account in model-based leak detection methods. It is therefore of interest to consider how well the linearised observer from Aamo (2015) works when applied to a dynamic model such as (1) with nonlinear terms.

The linear observer from Aamo (2015) uses observer gains computed based on a given operating point (q_{in}, p_{out}) the input signals q_0, p_l in the boundary condition (2) are assumed to fluctuate around. For water distribution systems, these operating points are in reality slowly (relative to the time scale of the transient dynamics (1)) changing based on both seasonal variations but also differences in water demand between day and night (Maidment and Miaou (1986)). Thus for implementation the observer gains need to be updated at regular intervals to correspond to predicted demand levels.

Our objective is hence to modify and test the leak detection method from Aamo (2015) for the dynamics (1)–(2). The boundary signals q_0 and p_l in (2) in addition to $p_0 = p(0, \cdot)$ and $q_l = q(l, \cdot)$ are assumed measured.

2.3 Riemann coordinates

To apply the observer from Aamo (2015) to (1)–(2), we write it first in Riemann coordinates.

Lemma 2.1. The change of coordinates

$$u(x, t) := \frac{1}{2} \left(q(xl, t) + \delta'(xl)\chi + \frac{A}{\sqrt{\beta\rho}} \left(p(xl, t) + \rho g \int_0^{xl} \sin \theta(\gamma) d\gamma + \frac{\rho}{A^2} \eta \delta'(xl)\chi \right) \right) \quad (6a)$$

$$v(x, t) := \frac{1}{2} \left(q(xl, t) + \delta'(xl)\chi - \frac{A}{\sqrt{\beta\rho}} \left(p(xl, t) + \rho g \int_0^{xl} \sin \theta(\gamma) d\gamma + \frac{\rho}{A^2} \eta \delta'(xl)\chi \right) \right) \quad (6b)$$

maps (1)–(2) into

$$u_t(x, t) = -\frac{1}{l} \sqrt{\frac{\beta}{\rho}} u_x(x, t) - \frac{f}{4DA} |u(x, t) + v(x, t) - \delta'(xl)\chi| \times (u(x, t) + v(x, t) - \delta'(xl)\chi) \quad (7a)$$

$$v_t(x, t) = \frac{1}{l} \sqrt{\frac{\beta}{\rho}} v_x(x, t) - \frac{f}{4DA} |u(x, t) + v(x, t) - \delta'(xl)\chi| \times (u(x, t) + v(x, t) - \delta'(xl)\chi) \quad (7b)$$

$$u(0, t) = -v(0, t) + q_0(t) - \chi \quad (7c)$$

$$v(1, t) = \frac{1}{2} \left(q_l(t) - \frac{A}{\sqrt{\beta\rho}} (p_l(t) + \rho gh) \right). \quad (7d)$$

3. OBSERVER

3.1 Linearisation

Decomposing (u, v) as perturbations $(\Delta \underline{u}, \Delta \underline{v})$ around mean values (\bar{u}, \bar{v}) so that

$$u(x, t) \approx \bar{u} + \Delta \underline{u}(x, t) \quad (8a)$$

$$v(x, t) \approx \bar{v} + \Delta \underline{v}(x, t), \quad (8b)$$

and using that $q_{in} = \bar{u} + \bar{v}$, we have a linearisation of (7) given by

$$\Delta \underline{u}_t(x, t) = -\frac{1}{l} \sqrt{\frac{\beta}{\rho}} \Delta \underline{u}_x(x, t) - \frac{f}{2DA} |q_{in}| (\Delta \underline{u} + \Delta \underline{v} - \delta'(xl)\chi) \quad (9a)$$

$$\Delta \underline{v}_t(x, t) = \frac{1}{l} \sqrt{\frac{\beta}{\rho}} \Delta \underline{v}_x(x, t) - \frac{f}{2DA} |q_{in}| (\Delta \underline{u} + \Delta \underline{v} - \delta'(xl)\chi) \quad (9b)$$

$$\Delta \underline{u}(0, t) = -\Delta \underline{v}(0, t) + q_0(t) - q_{in} - \chi \quad (9c)$$

$$\Delta \underline{v}(1, t) = \frac{1}{2} \left(q_l(t) - q_{in} - \frac{A}{\sqrt{\beta\rho}} (p_l(t) + \rho gh) \right). \quad (9d)$$

We perform a final coordinate transformation

$$\Delta \underline{u} = \Delta u \exp\left(-\frac{lF}{2\sqrt{\beta\rho}}x\right) + \frac{A}{2\sqrt{\beta\rho}} (p_{out} + \frac{F}{A} \delta(xl)\chi) \quad (10a)$$

$$\Delta \underline{v} = \Delta v \exp\left(\frac{lF}{2\sqrt{\beta\rho}}x\right) - \frac{A}{2\sqrt{\beta\rho}} (p_{out} + \frac{F}{A} \delta(xl)\chi) \quad (10b)$$

with

$$F := \frac{f\rho}{DA} |q_{in}| \quad (11)$$

to bring (9) into the form

$$\Delta u_t(x, t) = -\epsilon \Delta u_x(x, t) + c_1(x) \Delta v(x, t) \quad (12a)$$

$$\Delta v_t(x, t) = \epsilon \Delta v_x(x, t) + c_2(x) \Delta u(x, t) \quad (12b)$$

$$\Delta u(0, t) = -\Delta v(0, t) + q_0(t) - q_{in} - \chi \quad (12c)$$

$$\Delta v(1, t) = U(t) \quad (12d)$$

where we have used

$$\epsilon = \frac{1}{l} \sqrt{\frac{\beta}{\rho}} \quad (13)$$

$$c_1(x) = -\frac{F}{2\rho} \exp\left(\frac{lF}{\sqrt{\beta\rho}}x\right) \quad (14)$$

$$c_2(x) = -\frac{F}{2\rho} \exp\left(-\frac{lF}{\sqrt{\beta\rho}}x\right) \quad (15)$$

$$U(t) = \frac{1}{2} \exp\left(-\frac{lF}{2\sqrt{\beta\rho}}\right) (q_l(t) - q_{in} - \frac{A}{\sqrt{\beta\rho}} (p_l(t) - p_{out} + \rho gh + \frac{Fl}{A} q_{in})). \quad (16)$$

3.2 Linear observer

The adaptive observer from Aamo (2015) for (12) is given by

$$\begin{aligned} \Delta \hat{u}_t(x, t) &= -\epsilon \Delta \hat{u}_x(x, t) + c_1(x) \Delta \hat{v}(x, t) \\ &\quad + p_1(x) (\Delta y(t) - \Delta \hat{u}(1, t)) \end{aligned} \quad (17a)$$

$$\begin{aligned} \Delta \hat{v}_t(x, t) &= \epsilon \Delta \hat{v}_x(x, t) + c_2(x) \Delta \hat{u}(x, t) \\ &\quad + p_2(x) (\Delta y(t) - \Delta \hat{u}(1, t)) \end{aligned} \quad (17b)$$

$$\Delta \hat{u}(0, t) = -\Delta \hat{v}(0, t) + q_0(t) - q_{in} - \hat{\chi}(t) \quad (17c)$$

$$\Delta \hat{v}(1, t) = U(t) \quad (17d)$$

$$\dot{\hat{\chi}}(t) = L(\Delta y(t) - \Delta \hat{u}(1, t)) \quad (17e)$$

where p_1, p_2 are observer gains defined as

$$\begin{aligned} p_1(x) &:= -L - \frac{1}{2} \exp\left(\frac{\sigma}{\epsilon}(1-x)\right) \left\{ \sigma I_0\left(\frac{|\sigma|}{\epsilon} \sqrt{1-x^2}\right) \right. \\ &\quad \left. - |\sigma| \sqrt{\frac{1+x}{1-x}} I_1\left(\frac{|\sigma|}{\epsilon} \sqrt{1-x^2}\right) \right\} \\ &\quad + \frac{L}{2\epsilon} \int_x^1 \exp\left(\frac{\sigma}{\epsilon}(\xi-x)\right) \left\{ \sigma I_0\left(\frac{|\sigma|}{\epsilon} \sqrt{\xi^2-x^2}\right) \right. \\ &\quad \left. - |\sigma| \sqrt{\frac{\xi+x}{\xi-x}} I_1\left(\frac{|\sigma|}{\epsilon} \sqrt{\xi^2-x^2}\right) \right\} d\xi \end{aligned} \quad (18a)$$

$$\begin{aligned} p_2(x) &:= \frac{1}{2} \exp\left(\frac{\sigma}{\epsilon}(1+x)\right) \left\{ \sigma I_0\left(\frac{|\sigma|}{\epsilon} \sqrt{1-x^2}\right) \right. \\ &\quad \left. - |\sigma| \sqrt{\frac{1-x}{1+x}} I_1\left(\frac{|\sigma|}{\epsilon} \sqrt{1-x^2}\right) \right\} \\ &\quad - \frac{L}{2\epsilon} \int_x^1 \exp\left(\frac{\sigma}{\epsilon}(\xi+x)\right) \left\{ \sigma I_0\left(\frac{|\sigma|}{\epsilon} \sqrt{\xi^2-x^2}\right) \right. \\ &\quad \left. - |\sigma| \sqrt{\frac{\xi-x}{\xi+x}} I_1\left(\frac{|\sigma|}{\epsilon} \sqrt{\xi^2-x^2}\right) \right\} d\xi \end{aligned} \quad (18b)$$

where I_n is the modified Bessel function of the first kind of order n and $L < 0$ is a real number, ϵ is defined in (13) and σ is given by

$$\sigma = -\frac{F}{2\rho}. \quad (19)$$

The output signal $\Delta y = \Delta u(1, \cdot)$ can be constructed from the measured boundary pressure and flow signals (p_l, q_l) .

Theorem 8 from Aamo (2015) guarantees that the observer (17) produces for the plant (12) state estimates $\Delta \hat{u}(\cdot, t) \rightarrow \Delta u(\cdot, t)$, $\Delta \hat{v}(\cdot, t) \rightarrow \Delta v(\cdot, t)$ and parameter estimate $\hat{\chi}(t) \rightarrow \chi$ exponentially in the L_2 sense, and additionally that $\Delta \hat{u}(0, t) \rightarrow \Delta u(0, t)$, $\Delta \hat{v}(0, t) \rightarrow \Delta v(0, t)$.

Using this last fact a leak localisation method is proposed as

$$\dot{\hat{\delta}}(t) = \text{proj}_{[0, l]} \{ \gamma(p_0(t) - \hat{p}_0(t)) \} \quad (20a)$$

$$\begin{aligned} \hat{p}_0(t) &= \frac{\sqrt{\beta\rho}}{A} (\hat{u}(0, t) - \hat{v}(0, t)) + p_{out} + \frac{\rho}{A^2} \eta \hat{\chi}(t) \\ &\quad + \frac{F}{A} \hat{\delta}(t) \hat{\chi}(t) \end{aligned} \quad (20b)$$

with $\gamma > 0$ an adaptive gain. Theorem 10 from Aamo (2015) then guarantees (in the linear regime) that as long as $F, \chi > 0$, we have that $\hat{\delta}(t) \rightarrow \delta(0)$. Furthermore,

assuming the leak is a point leak at position $z^* \in (0, l)$, Corollary 12 from Aamo (2015) tells us that $\hat{\delta}(t) \rightarrow z^*$.

3.3 Observer applied to nonlinear plant

To apply the adaptive observer (17) and position estimator (20) to the plant (7) with nonlinear friction terms, we reverse first the change of coordinates (10) and rewrite the observer in (u, v) coordinates via (8), reintroducing the nonlinear source terms. Assuming the distribution describes a point leak, this gives

$$\begin{aligned} \hat{u}_t(x, t) &= -\epsilon \hat{u}_x(x, t) - \frac{f}{4DA} |\hat{u}(x, t) + \hat{v}(x, t) - \hat{\delta}'(xl) \hat{\chi}(t)| \\ &\quad \times (\hat{u}(x, t) + \hat{v}(x, t) - \hat{\delta}'(xl) \hat{\chi}(t)) \\ &\quad + \underline{p}_1(x) (y(t) - \hat{u}(1, t)) \end{aligned} \quad (21a)$$

$$\begin{aligned} \hat{v}_t(x, t) &= \epsilon \hat{v}_x(x, t) - \frac{f}{4DA} |\hat{u}(x, t) + \hat{v}(x, t) - \hat{\delta}'(xl) \hat{\chi}(t)| \\ &\quad \times (\hat{u}(x, t) + \hat{v}(x, t) - \hat{\delta}'(xl) \hat{\chi}(t)) \\ &\quad + \underline{p}_2(x) (y(t) - \hat{u}(1, t)) \end{aligned} \quad (21b)$$

$$\hat{u}(0, t) = -\hat{v}(0, t) + q_0(t) - \hat{\chi}(t) \quad (21c)$$

$$\hat{v}(1, t) = \frac{1}{2} (q_l(t) - \frac{A}{\sqrt{\beta\rho}} (p_l(t) + \rho gh)) \quad (21d)$$

$$\dot{\hat{\chi}}(t) = L \exp\left(\frac{lF}{2\sqrt{\beta\rho}}\right) (y(t) - \hat{u}(1, t)) \quad (21e)$$

$$\hat{\delta}'(xl) = H(xl - \hat{\delta}(t)) - 1 \quad (21f)$$

$$\dot{\hat{\delta}}(t) = \text{proj}_{[0, l]} \{ \gamma(p_0(t) - \hat{p}_0(t)) \} \quad (21g)$$

$$\hat{p}_0(t) = \frac{\sqrt{\beta\rho}}{A} (\hat{u}(0, t) - \hat{v}(0, t)) + \frac{\rho}{A^2} \eta \hat{\chi}(t) \quad (21h)$$

where H is the Heaviside function, $\underline{p}_1, \underline{p}_2$ are given by

$$\underline{p}_1(x) := p_1(x) \exp\left(\frac{lF}{2\sqrt{\beta\rho}}(1-x)\right) \quad (22)$$

$$\underline{p}_2(x) := p_2(x) \exp\left(\frac{lF}{2\sqrt{\beta\rho}}(1+x)\right) \quad (23)$$

and the output signal $y = u(1, \cdot)$. Although the convergence results from Aamo (2015) do not necessarily apply to the modified observer (21), it is of practical interest to study how well the observer detects and quantifies leaks occurring in a pipeline modelled by (1)–(2). In the next section simulation results testing the observer at different operating points are presented.

4. SIMULATION

The semilinear pipeline model (1)–(2) is implemented in MATLAB with the following parameters

$$l = 10^3 \text{ m} \quad D = 0.5 \text{ m}, \quad A = \frac{\pi}{4} (0.5)^2 \text{ m}^2$$

$$\beta = 2.15 \times 10^9 \text{ Pa}, \quad \rho = 10^3 \frac{\text{kg}}{\text{m}^3}, \quad \nu = 1.0016 \text{ mPa} \cdot \text{s}$$

The inclination angle ϕ is set so that the inlet of the pipeline is 10 m above the outlet, and the acceleration of gravity is assumed to be $g = 9.8 \text{ m}^2/\text{s}$. Atmospheric pressure of $p_{in} = 10^5 \text{ Pa}$ is imposed at the inlet. The adaptive gains are set to be

$$L = -1, \quad \gamma = 0.2.$$

The pipeline is simulated for two different mean inlet flows, namely $q_{in} = 0.15, 0.35 \text{ m}^3/\text{s}$, for a duration of $t = 50 \text{ s}$.

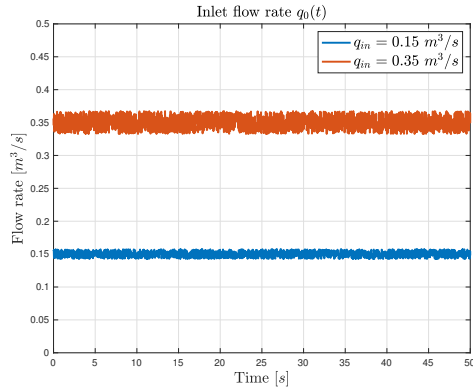
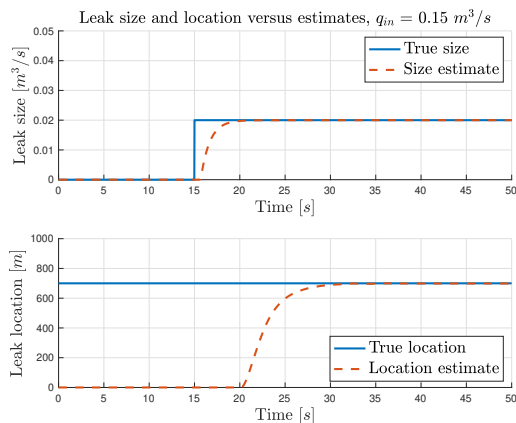
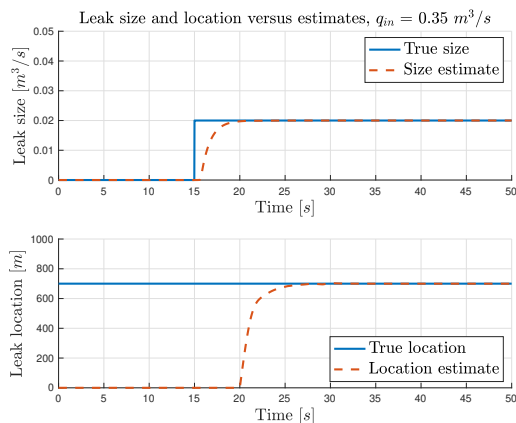


Fig. 1. Inlet signal q_0 for two cases considered.

Random noise is added to simulate fluctuations in demand around the mean, resulting in the values for the inlet flow signal q_0 as plotted in Figure 1.



(a) Size and location estimate for $q_{in} = 0.15 \text{ m}^3/\text{s}$.



(b) Size and location estimate for $q_{in} = 0.35 \text{ m}^3/\text{s}$.

Fig. 2. Leak detection results.

A point leak of size $\chi = 0.02 \text{ m}^3/\text{s}$ is introduced at $z^* = 700 \text{ m}$ at time $t^* = 15 \text{ s}$ for the two cases. The location estimators are turned on 5 s after the leaks occur. The plots of the size estimate $\hat{\chi}(t)$ versus the true size and location estimate $\hat{\delta}(t)$ versus true location is plotted in Figure 2. Comparing the performance, we see the performance in size estimation is almost identical between the two cases, but the location estimate converges

faster for higher mean flow rates. This reflects that the adaptation rate of location estimate is correlated with the friction in the pipe (as can be seen from e.g. (20)), which scales with mean flow rate.

5. CONCLUSION

An adaptive observer-based method for detection, size estimation and localisation of leaks in a pipeline based on a linearised, distributed model of the hydraulic transients has been modified to pipelines with nonlinear friction. This increases the application range from only being applicable to pipes with laminar flow to pipes with turbulent flow, which is often the flow regime one is faced with in practice.

The simulations in Section 4 show the effectiveness of the proposed leak detection method. Intuitively one expects the modified method presented here to inherit convergence properties from the linear design of Aamo (2015) due to the inherently stable nature of the plant under consideration. Overall, the proposed approach shows promise for applying distributed observer-based leak detection methods initially designed for linearised pipeline models to settings with more realistic hydraulic models.

One natural direction of further work is to apply the presented observer to a simulation where the operating point is time-varying, and hence the observer gains must be updated throughout. Also, it would be interesting to study whether a stability analysis can be performed on the modified observer presented here, characterising the stability properties more precisely.

REFERENCES

- Aamo, O.M. (2015). Leak detection, size estimation and localization in pipe flows. *IEEE Transactions on Automatic Control*, 61(1), 246–251.
- Aamo, O.M., Salvesen, J., and Foss, B.A. (2006). Observer design using boundary injections for pipeline monitoring and leak detection. *IFAC Proceedings Volumes*, 39(2), 53–58.
- Anfinson, H. and Aamo, O.M. (2022). Leak detection, size estimation and localization in branched pipe flows. *Automatica*, 110213.
- Bajura, R.A. (1971). A model for flow distribution in manifolds. *Journal of Engineering for Power*, 93(1), 7–12.
- Billmann, L. and Isermann, R. (1987). Leak detection methods for pipelines. *Automatica*, 23(3), 381–385.
- Lambert, A.O. (2002). International report: water losses management and techniques. *Water Science and Technology: Water Supply*, 2(4), 1–20.
- Maidment, D.R. and Miaou, S.P. (1986). Daily water use in nine cities. *Water Resources Research*, 22(6), 845–851.
- Moody, L.F. (1944). Friction factors for pipe flow. *Trans. Asme*, 66, 671–684.
- Verde, C. (2001). Multi-leak detection and isolation in fluid pipelines. *Control Engineering Practice*, 9(6), 673–682.
- Wilhelmsen, N.C.A. and Aamo, O.M. (2022). Leak detection, size estimation and localization in water distribution networks containing loops. In *61st IEEE Conference on Decision and Control (CDC)*[Accepted].