

# UGen: Unified Autoregressive Multimodal Model with Progressive Vocabulary Learning

Hongxuan Tang<sup>1\*</sup>, Hao Liu<sup>1\*</sup>, Xinyan Xiao<sup>1\*</sup>,

<sup>1</sup>Baidu Inc., Beijing, China,  
{tanghongxuan, liuhao24, xiaoxinyan}@baidu.com

## Abstract

We introduce **UGen**, a unified autoregressive multimodal model that demonstrates strong performance across text processing, image understanding, and image generation tasks simultaneously. UGen converts both texts and images into discrete token sequences and utilizes a single transformer to generate them uniformly in an autoregressive manner. To address the challenges associated with unified multimodal learning, UGen is trained using a novel mechanism, namely progressive vocabulary learning. In this process, visual token IDs are incrementally activated and integrated into the training phase, ultimately enhancing the effectiveness of unified multimodal learning. Experiments on comprehensive text and image tasks show that UGen achieves a significant overall performance improvement of 13.3% compared to the vanilla unified autoregressive method, and it also delivers competitive results across all tasks against several task-specific models.

## 1 Introduction

Recently, researchers have sought to employ a single transformer to unify the language-vision understanding and generation, enabling the emergence of multimodal ability and the mutual enhancement of multimodal tasks. In most work, additional compositions are incorporated with the aim of achieving high performance across diverse multimodal tasks. To unify image understanding and generation, various approaches are proposed, including autoregressive models combined with diffusion-like methods (Zhou et al., 2024b; Xie et al., 2024), decoupling visual encoding approach (Wu et al., 2024a), and additional fine-tuning techniques (Wang et al., 2024). Furthermore, to maintain the language capability of the unified model, when is initialized from a pretrained language model, additional visual components and parameters are introduced (Shi et al.,

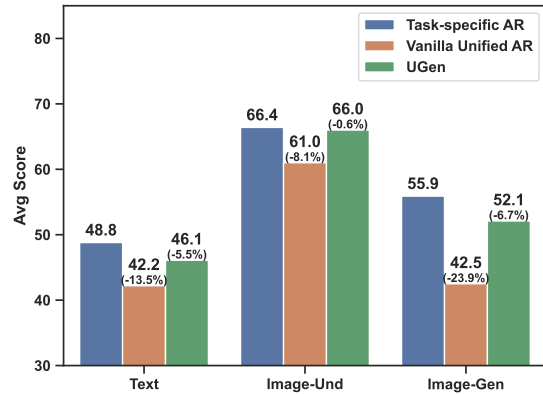


Figure 1: The performance comparison among task-specific autoregressive models (Task-specific AR), current vanilla unified autoregressive model (Vanilla Unified AR) and UGen. Specifically, Text, Image-Und, Image-Gen denote text processing, image understanding and image generation tasks. Task-specific AR models are separated autoregressive models trained with single task data respectively. Vanilla Unified AR model is current unified autoregressive model trained with traditional joint learning approach (Wu et al., 2024b).

2024). Although these methods differ, the introduction of additional compositions significantly increases the complexity of the unified model.

We believe a promising paradigm is the simple and direct unified autoregressive model, which only relies on a single unified transformer to generate discrete token sequences for both images and texts in an autoregressive manner, without any additional compositions. This approach enables to efficiently inherit the effectiveness and scalability of large language models (LLMs) (Touvron et al., 2023). Furthermore, the fully unified transformer facilitates deeper fusion among modalities, thereby potentially achieving superior performance (Bubeck et al., 2023). Despite the great potential, current vanilla unified autoregressive models (Team, 2024; Wu et al., 2024b) fail to achieve high performance

\* Equal contribution.

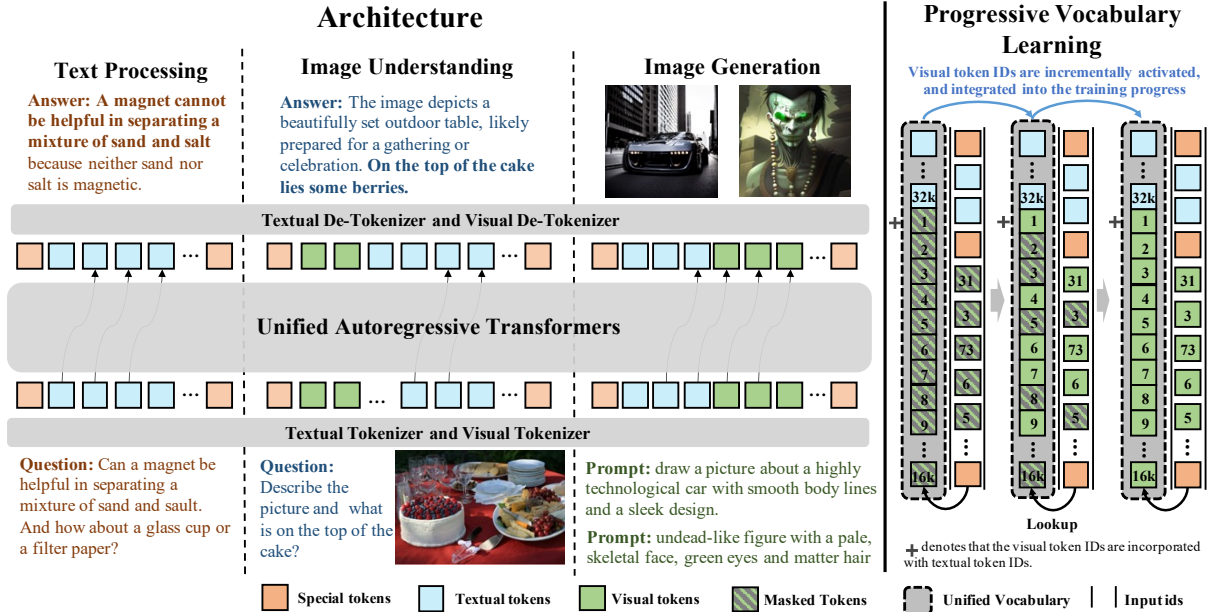


Figure 2: An Overview of UGen. Left: A unified autoregressive generative architecture for language-vision understanding and generation. Both texts and images are converted into discrete token sequences and a single transformer is applied to generate them uniformly in an autoregressive manner. Right: The illustration of progressive vocabulary learning, which the visual token IDs are gradually activated and integrated into the training process.

on text processing, image understanding, and image generation tasks concurrently in practice. In our experiments, current vanilla unified autoregressive model exhibits an 8.1% to 23.9% significant decrease in performance (Figure 1), compared with the task-specific autoregressive method, which trains separated model for single task respectively.

In this paper, we aim to maintain the simple autoregressive model architecture, meanwhile achieving excellent performance in all language-vision understanding and generation tasks. To this end, we introduce UGen, which converts both texts and images into discrete token sequences and utilizes a single transformer to generate them uniformly in an autoregressive manner. To enhance the performance on various tasks, we propose a novel progressive vocabulary learning method. Specifically, during pretraining, the textual vocabulary is first learned separately, which enables the model to acquire strong text processing capability. Second, the visual token IDs are incrementally activated and integrated into the training process, which is designed to acquire the capabilities of image understanding and generation progressively. This approach is proved to be effective in improving the deep fusion among modalities and ultimately enhancing the model’s performance on various tasks. Overall, our contributions are as follows:

- We introduce UGen, which employs an autoregressive generative architecture for unified multimodal understanding and generation. A novel progressive vocabulary learning method is proposed to enhance performance across text processing, image understanding and image generation tasks.
- UGen significantly outperforms the vanilla unified autoregressive methods on diverse language-vision understanding and generation benchmarks, which strongly demonstrates the effectiveness of our proposed method. Furthermore, UGen also delivers competitive results against several individual task-specific models with an equivalent or larger number of parameters across various tasks. From the qualitative results of UGen, it also demonstrates the potential for mixed-modality generation.
- To the best of our knowledge, this is the first work to study and achieve strong performance on all the language-vision understanding and generation tasks only with a simple autoregressive architecture without any additional compositions.

## 2 UGen

In this section, we firstly introduce the architecture of UGen (Section 2.1), and then provide a

detailed explanation of the progressive vocabulary learning method (Section 2.2) for performance enhancement. Finally, we present the training and inference procedure of UGen in Section 2.3.

## 2.1 Architecture

The architecture of UGen is shown in Figure 2. UGen unifies language-vision understanding and generation through a single autoregressive transformer, eliminating the need for additional compositions required in most existing approaches (Xie et al., 2024; Wu et al., 2024a). The implementation details of UGen is illustrated as follows.

**Tokenization** UGen uniformly converts both texts and images into discrete tokens, and then generation multimodal tokens in an autoregressive manner. Specifically, for text data, we employ the built-in BPE tokenizer (Sennrich, 2015) of LLMs to obtain discrete textual tokens. For image data, we select VQ-VAE (Van Den Oord et al., 2017) to convert the image into discrete visual tokens.

**Unified Prompting** To perform unified learning on language-vision understanding and generation tasks, a unified prompting strategy is designed to format text-only, image-to-text and text-to-image input data. The detailed illustration of the unified prompting is shown in figure 3. Specifically,  $[SOI]$  and  $[EOI]$  are pre-defined tokens denoting the start and end to image data.  $[SOS]$  and  $[EOS]$  serve as special tokens to indicate the start and end of a training sample sequence. Given an text-image pair  $(\mathbf{x}, \mathbf{y})$ , it is first tokenized into  $M$  textual tokens  $\{x_1, x_2, \dots, x_M\}$  and  $N$  visual tokens  $\{y_1, y_2, \dots, y_N\}$  respectively. Then the text-only, image-to-text and text-to-image input data  $\mathbf{x}$ ,  $(\mathbf{y}, \mathbf{x})$  and  $(\mathbf{x}, \mathbf{y})$  can be formatted as follows.

$$\mathbf{x} = \{[SOS], x_1, x_2, \dots, x_M, [EOS]\} \quad (1)$$

$$(\mathbf{y}, \mathbf{x}) = \{[SOS], [SOI], y_1, y_2, \dots, y_N, [EOI], x_1, x_2, \dots, x_M, [EOS]\} \quad (2)$$

$$(\mathbf{x}, \mathbf{y}) = \{[SOS], x_1, x_2, \dots, x_M, [SOI], y_1, y_2, \dots, y_N, [EOI], [EOS]\} \quad (3)$$

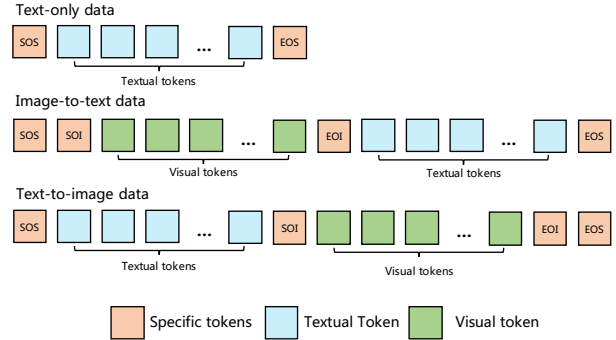


Figure 3: Illustration of unified prompting.

**Autoregressive Transformer** By employing above unified prompting, we get formatted multimodal token sequences for various kinds of input data. Then the token sequences are fed into a single autoregressive transformer for processing. In detail, we select the same transformer architecture as TinyLlama (Zhang et al., 2024), which is widely used in open-source society (Zhao et al., 2024; Zhou et al., 2024a). TinyLlama is trained with various advanced techniques such as FlashAttention (Dao, 2023), Lit-GPT (Lightning, 2023). And it has demonstrated to achieve remarkable performance in a series of downstream tasks and significantly outperform open-source LLMs with comparable sizes (Zhang et al., 2024). In addition, we obtain each textual token’s feature representation from the original textual embeddings of TinyLlama. While the feature representations corresponding to each visual token are obtained from additional visual embeddings, which are initialized randomly and updated during training.

## 2.2 Progressive Vocabulary Learning

Current vanilla unified autoregressive works (Team, 2024; Wang et al., 2024; Wu et al., 2024b) directly mix data from different modalities for joint learning. In particular, all the visual token IDs are activated and directly integrated into the training process. However, we suspect it may affect the fusion process across modalities and ultimately lead to suboptimal performance on various tasks. To further illustrate this issue, we conducted an intuitive experiment. As shown in Figure 4, we list the perplexity trajectories of vanilla unified autoregressive models trained with different sized visual vocabularies. It shows that as the size of visual vocabulary gets larger, the corresponding perplexity score of the unified model increases significantly. These findings have validated our previous suspect and

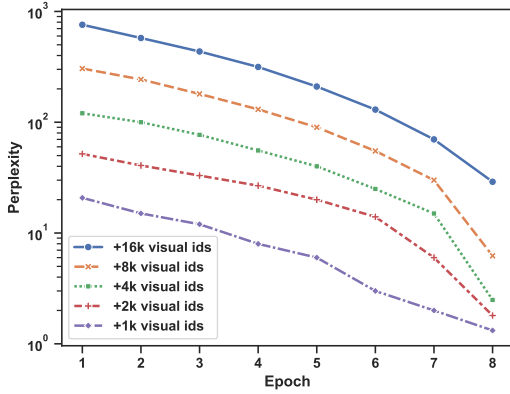


Figure 4: The perplexity trajectories of vanilla unified autoregressive models with different sized visual vocabularies.

provided valuable insights, which informed the development of the proposed progressive vocabulary learning method. Thus, the newly proposed progressive vocabulary learning method is illustrated as follows, which is conducted during the **Unified Pretraining stage of UGen**.

- Firstly, UGen is trained to acquire strong text processing capabilities with text-only data.
- Second, a mix of text-only, image-to-text and text-to-image data is used to train UGen to obtain the capabilities of image understanding and generation. Instead of directly incorporating entire visual vocabulary for training, the visual IDs are gradually activated and joint learned with the existing textual token IDs progressively. The activation strategy of the visual token IDs is simple but effective, which is detailed in algorithm 1. Specifically, for every  $k$  training step, we randomly select one visual token id  $v$  from the visual vocabulary and then the selected id is integrated into the training phase. For an input multimodal id sequence (described in Section 2.1), the activated visual token IDs remain unchanged, while the unactivated visual token IDs are replaced with a special token  $[MASK]$ .
- After all the visual IDs are integrated into the training phase, the pretraining process continues until the unified model converges.

In our experiments, we test different  $k$  values to achieve optimal performance, which will be shown in the experimental section.

---

### Algorithm 1 The activation strategy for visual token IDs in progressive vocabulary learning

---

**Input:** Training Dataset  $D$ ; UGen model  $f(\cdot|\theta)$ ; Textual, visual and activated Vocabulary  $V_T, V_I, V_A$ ; Hyperparameters step  $k$ . Training steps  $t$ .

**Initialize:**  $V_A = V_T$ ;  $t = 0$ ;

**while** Training **do**

$t = t + 1$ ;

// Randomly select one visual token id for every  $k$  steps

**if**  $t \% k == 0$  and  $V_I \neq \emptyset$  **then**

$v_t = \text{random.choice}(V_I)$

$V_A.add(v_t)$  // Active a visual token ID

$V_I.del(v_t)$  // Delete the selected visual token ID

// Randomly select a sample  $x$  from the training set  $D$

$x = (x_1, x_2, \dots, x_n) = \text{random.choice}(D)$

// Unactivated visual tokens are masked

**for**  $x_i$  in  $(x_1, x_2, \dots, x_n)$  **do**

**if**  $x_i$  not in  $V_A$  **then**

$x_i = [MASK]$

$loss = f(x|\theta)$

Backward  $loss$  and update  $\theta$

---

### 2.3 Training and Inference Procedure

**Training** we adopt the cross-entropy loss during training as below:

$$\mathcal{L} = - \sum_{i=1} \log P_{\theta}(x_i | x_{<i}) \quad (4)$$

Here,  $P(\cdot|\cdot)$  denotes the conditional probability modeled by the weight  $\theta$  of UGen. For all language-vision understanding and generation tasks, we compute the loss on the whole sequence. To keep the design simple, all the multimodal tasks share the same loss weights. Overall, the training paradigm of UGen is divided into two stages. Details are provided below.

- **Unified Pretraining (Pretrain):** In this stage, we perform unified pretraining to enable UGen to acquire the capabilities of text processing, image understanding and image generation. In addition, all the parameters of UGen is activated and trained on a mix of multimodal data, including text-only, image-to-text, and text-to-image data. The ratio of different modality data is illustrated in the experimental section. It is critical to note that **we employ the progressive vocabulary learning approach in this stage**, which differs from previous works.
- **Supervised Fine-tuning (SFT):** We further fine-tune the pretrained model with instruction tuning data to enhance its instruction-following capability. All the parameters are tuned. Moreover, unlike other works (Wang et al., 2024; Wu et al.,



Hyperparameters	Pretrain	SFT
Learning rate	$1.0 \times 10^{-4}$	$3.0 \times 10^{-5}$
LR scheduler	Cosine	Cosine
Weight decay	0.01	0.01
Gradient clip	1.0	1.0
Optimizer	AdamW	AdamW
Warm-up steps	5,000	1,000
Training steps	500,000	10,000
Batch size	256	128
Data Ratio	3:2:5	2:6:2

Table 1: Detailed hyperparameters of the Pretrain and SFT stage of UGen. Data ratio refers to the ratio of text-only, image-to-text, and text-to-image data.

2024a,b) which fine-tune separated models, we train a single model using a blend of text-only, image-to-text and text-to-image data to ensure versatility across various scenarios.

**Inference** UGen adopts a next-token prediction approach. For text processing and image understanding tasks, we follow the standard practice of sampling tokens sequentially from the predicted distribution. For the image generation task, we utilize classifier-free guidance (CFG), similar to previous works (Chang et al., 2023; Gafni et al., 2022; Sun et al., 2024b). Specifically, for each token, the logit  $l_g$  is calculated as:

$$l_g = l_u + s(l_c - l_u) \quad (5)$$

$l_c$  is the conditional logits,  $l_u$  is the unconditional logits, and  $s$  is the scale for the classifier-free guidance. The default number of  $s$  is 5.

## 3 Experiments

### 3.1 Implementation Details

As mentioned above, UGen is first pretrained to acquire strong text processing capabilities. In our experiments, for minimizing the training costs, we initialized UGen with a pre-trained TinyLlama(1.1B) (Zhang et al., 2024) model, which has a 32k sized textual vocabulary and supports a maximum sequence length of 4,096. Moreover, we adopt SBER-MoVQGAN-67M<sup>1</sup> to quantize images into discrete tokens, which has a codebook size of 16,384 and achieves  $8 \times 8$  compression in the spatial dimension. All images are resized to  $256 \times 256$  pixels. Above all, the detailed hyperparameters for each training

<sup>1</sup><https://github.com/ai-forever/MoVQGAN>

stage are provided in Table 1. We use sequence packing during training to improve training efficiency. We mix all the multimodal data according to the specified ratios in a single training step.

### 3.2 Pretrain and SFT Datasets

In this section, we provide details of the Pretrain and SFT datasets.

**Pretrain Datasets** The pretraining data consists of three components. (i) Text-only data, which consists of 30M text instances for approximately 30B textual tokens. Specifically, we randomly sampled 15M data from DCLM (Li et al., 2024b) and another 15M data from SlimPajama (Soboleva et al., 2023) to construct the whole dataset. (ii) Image-to-text data, which contains 30M image-text pairs: 1M samples from ImageNet (Deng et al., 2009), 4M samples from JourneyDB (Sun et al., 2024a), 12M samples from CC12M (Changpinyo et al., 2021), 12M samples from LAION-aesthetics-12M<sup>2</sup> and 1M in-house data. We adopt the open-source CogVLM (Wang et al., 2023) model to re-caption images for all the image-to-text data. (iii) Text-to-image data, which is the same as image-to-text data, except that each image and text pair is reversed. In addition, as CFG strategy (Chang et al., 2023; Gafni et al., 2022; Sun et al., 2024b) is used in image generation task, 10% of the image captions are randomly dropped.

**SFT Datasets** For text processing, we collected total 118K data from Clark et al. (2019); Bisk et al. (2020); Zellers et al. (2019); Sakaguchi et al. (2021); Clark et al. (2018); Mihaylov et al. (2018) and the additional 1M in-house data. For image understanding, we collected total 1.2M instruct tuning data from Goyal et al. (2017); Hsiao et al. (2022); Hudson and Manning (2019); Li et al. (2024a); Lu et al. (2021); Shah et al. (2019); Zhu et al. (2024) and 1M in-house data. For image generation, we collected total 4.4M image-to-text pairs from Sun et al. (2024a); Singla et al. (2024) and 1M in-house data. We utilize the following formatted instruction: "User:<Input Message> /n Assistant:<Response>". For multi-turn dialogues, we repeat this format to structure the data.

### 3.3 Evaluation Setup

We conduct evaluations on comprehensive benchmarks, which are listed as follows.

<sup>2</sup><https://huggingface.co/datasets/dclure/laion-aesthetics-12m-umap>

Method	Type	# Params	Text	Image-Und	Image-Gen
TinyLlama	Text Only	1.1B	52.9	-	-
LLaVA-v1.5-Phi-1.5	Image-Und Only	1.3B	-	68.1	-
MobileVLM	Image-Und Only	1.7B	-	60.4	-
LLaVA-v1.5	Image-Und Only	7B	-	75.4	-
mPLUG-Owl2	Image-Und Only	7B	-	73.4	-
SDv2.1	Image-Gen Only	0.9B	-	-	50.0
SDXL	Image-Gen Only	2.6B	-	-	55.0
Jauns	Image-Und&Gen	1.5B	41.0*	72.5	61.0
Show-o	Image-Und&Gen	1.3B	36.1*	57.3	53.0
Chameleon	All	7B	68.4	-	39.0
Task-specific AR	Text Only	1.1B	48.8	-	-
Task-specific AR	Image-Und Only	1.1B	-	66.4	-
Task-specific AR	Image-Gen Only	1.1B	-	-	55.9
Vanilla Unified AR	All	1.1B	42.1	61.0	42.5
<b>UGen</b>	All	1.1B	46.1	66.0	52.1

Table 2: The main experimental results of UGen, which consists of two main parts. First, a strictly comparison (lines 11-15) is conducted between UGen and vanilla AR models, which are trained under single-task specific modeling (Task-specific AR) and multi-task unified modeling (Vanilla Unified AR) conditions respectively. Besides, all the models are trained with the same data, model backbone and training configurations. Second, UGen is compared with other mainstream models on various tasks (Lines 1-10, and 15).

**Text Processing Tasks** To assess the capabilities of text processing, we evaluate UGen on widely recognized benchmarks, which include HellaSwag (Zellers et al., 2019), WinoGrande (Sakaguchi et al., 2021), ARC-Easy (Clark et al., 2018), ARC-Challenge (Clark et al., 2018), OpenBookQA (Mihaylov et al., 2018), PIQA (Bisk et al., 2020), SIQA (Sap et al., 2019) and BoolQ (Clark et al., 2019). We adopt the macro-average score of the 8 datasets as the overall performance score of textual processing capabilities.

**Image Understanding Tasks** We evaluate UGen on a various of image understanding benchmarks, including VQAv2 (Goyal et al., 2017), GQA (Hudson and Manning, 2019), MME (Fu et al., 2023), and POPE (Li et al., 2023). The macro-average score of the 4 datasets is employed as the final metrics for image understanding capabilities.

**Image Generation Tasks** GenEval (Ghosh et al., 2024) is used to evaluate UGen’s image generation capabilities. GenEval is a challenging image generation benchmark, which is designed to evaluate the comprehensive generative abilities of image generation by offering a detailed instance-level analysis of their compositional capabilities.

### 3.4 Main Results

Two types of experiments are designed in this section (table 2). First, we design a set of strictly comparable experiments to illustrate the challenges faced by vanilla unified AR modeling and the effectiveness of UGen (lines 11-15). Second, we further compared the performance of UGen with some mainstream models across various of tasks, in order to demonstrate the reliability of the experiments (lines 1-10 and 15). Moreover, to the best of our knowledge, we are the first to conduct a rigorous comparison of autoregressive models under multi-task unified modeling and single-task specific modeling conditions, using the same data, model backbone, and training configurations.

According to the experiment results, it is evident that vanilla unified AR model suffers from inferior performance compared to task-specific AR models. The magnitude of the performance decline varies across different tasks, ranging from 8.1% to 23.9%. In contract, UGen achieves strong performance on all the language-vision understanding and generation tasks. Compared with vanilla unified AR model, UGen achieves a significant improvement of 13.3% on tested tasks. Compared with the task-specific AR models, UGen significantly reduces the magnitude of performance decline to 0.6% and 7.3%. The above experimental results fully demon-

### Textual Understanding

Matter can undergo different changes. Which best demonstrates a chemical change:

- A. salt dissolving;
- B. wood burning;
- C. water boiling;
- D. ice melting;

🧠: B. wood burning

### Visual Understanding

Analyze the differences between the vehicles.



🧠: Cars are fast, can carry many people, and offer high comfort. Motorcycles are flexible and convenient, able to weave through city streets. Bicycles are environmentally friendly and promote health.

### Image Generation



### Mixed-Modality Generation

Round1: Draw a pizza first, then draw a banana.



Round2: Combine these objects, and give a brief introduction.



Pizza is a classic Italian dish that has become beloved worldwide. The banana is a fruit that is known for its sweet taste and soft, pulpy flesh.

Figure 5: The Qualitative results of UGen

strate the effectiveness of the novel progressive visual vocabulary learning method in UGen. It also suggests that by reducing the mutual interference among various tasks during joint training, it helps to achieve excellent performance across all tasks.

Furthermore, we find that UGen achieves comparable performance to mainstream models across various tasks. On text processing task, it achieves consistent results with LLaVA-v1.5-Phi-1.5 and MobileVLM, which are specifically designed. On task of image generation, UGen surpasses SDv2.1 and gets comparable results with SDXL, which suggests that it possesses strong image generation capability. When compared with other unified multimodal models, UGen also surpasses Show-o and Chameleon, which are well-known models of this field. Moreover, Chameleon has 7B parameters, far exceeding the parameter scale of UGen. The experimental results above strongly demonstrate that UGen has achieved highly competitive performance across various tasks. And it further demonstrates the high credibility of the experiments in this paper. However, we also acknowledge that the current performance of UGen is inferior to the SOTA model, Janus. We believe that the main reasons lie in the scale of the training data and the limitations of computing resources, which will be the focus of our future work.

### 3.5 Detailed Analysis

We give various detailed analysis in this section and demonstrate the following conclusions. (i) UGen is versatile and masters a novel capability of mixed-modality generation. (ii) UGen achieves a stable learning curve compared with vanilla unified AR model. (iii) The progressive vocabulary learning is robust and consistently improves the performance. (iv) UGen performs well even when it is training from scratch.

**Qualitative results of UGen** Figure 5 shows the diverse results generated by UGen to illustrate its versatility. It demonstrates that UGen can produce high-quality images and text. Interestingly, thanks to the unified modeling, UGen masters a novel capability of mixed-modality generation, and is able to generate interleaved textual and image content.

**Perplexity trajectories of UGen** As mentioned in section 2.2, the vanilla unified AR training approach leads to a significant increase in the model's perplexity scores, which indicates the exist of mutual interference between textual and visual modalities. Figure 6 shows the perplexity trajectories of UGen and vanilla unified AR model. We observe that the perplexity score of UGen is maintained at a relatively low level and UGen achieves a relatively stable learning curve. It further proves that our proposed vocabulary learning method can effectively reduce the mutual interference between textual and

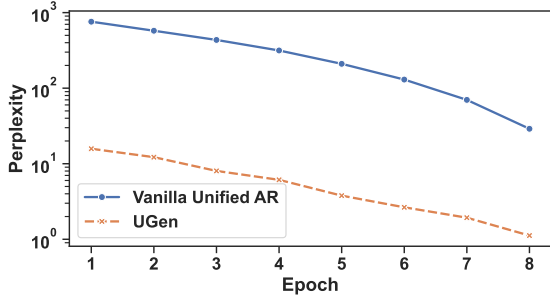


Figure 6: The perplexity trajectories of UGen and vanilla unified AR model. The horizontal axis represents the training epochs of the models. The vertical axis denotes the perplexity score of the generative model.

visual tasks, which helps UGen to achieve strong results across various tasks.

### Impact of visual token IDs’ activation speeds

As mentioned in section 2.2, we conduct additional experiments to examine how different activation speeds affect the model performance, which is shown in figure 7. We conclude that our approach is robust and can consistently improve the performance at different activation speeds. Furthermore, excessively fast or slow activation speeds lead to suboptimal performance, whereas an appropriate activation speed achieves the best results.

**Training from scratch for UGen** Another experiment is conducted to test the performance of UGen trained from scratch. Therefore, we randomly initialize all model parameters, then train UGen and vanilla unified AR model with the same data and settings. From figure 8, we conclude that UGen also perform well on various tasks when training from scratch, when it is compared with the vanilla unified AR model. This further demonstrates that the effectiveness of UGen is not limited to the warm-started conditions.

## 4 Related Work

Recently, there have been many efforts to use a single transformer to uniformly model the language- vision understanding and generation tasks. LWM (Liu et al., 2024), Chameleon (Team, 2024) and AnyGPT (Zhan et al., 2024) are pioneering works, which quantize images into discrete tokens and are trained on a mix of multimodal data. Their autoregressive architecture allows for seamless information integration across various modalities. However, in practice, these works fail to achieve high performance on all multimodal tasks concurrently.

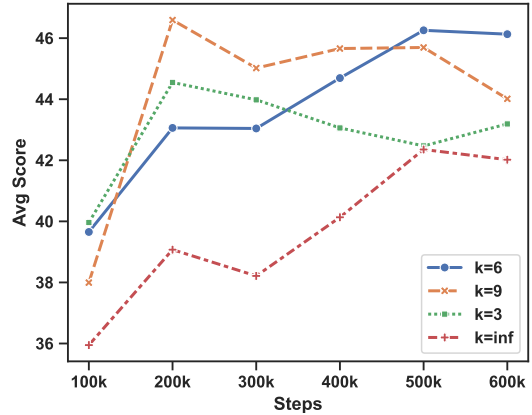


Figure 7: Impact of visual token IDs activation speed. The horizontal axis represents the training steps. The vertical axis denotes the average performance score of all tasks. When we set  $k = inf$ , UGen is equivalent to the vanilla unified AR model.

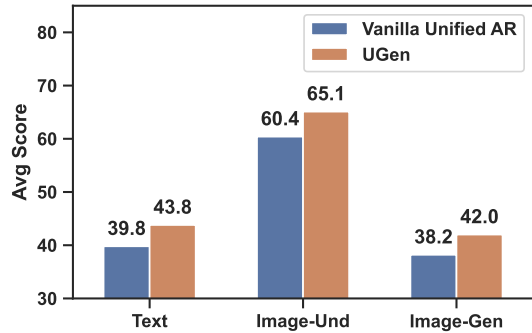


Figure 8: The performance comparison of UGen and vanilla unified AR model trained from scratch. The horizontal axis represents different tasks. The vertical axis denotes the performance scores.

Several works proposed to alleviate the problem by introducing additional compositions. Firstly, some works focused on the approach for multi-modal data encoding. For example, (Wu et al., 2024a; Chen et al., 2025) proposed to decouple visual encoding for multimodal understanding and generation, which could reduce the conflict arising from the differing demands that understanding and generation place on the visual encoder. Secondly, from the perspective of model architecture, (Zhou et al., 2024b; Zhao et al., 2024; Xie et al., 2024) proposed to combine the language modeling loss function (next token prediction) with diffusion to train a single transformer, in order to bridge the gap between the discrete sequence modeling and continuous image generation. Another work (Shi



et al., 2024) proposed to freeze the initial LLM and integrate additional components for image tasks, which is designed to reduce mutual influence across language-vision modalities. Last but not the least, from the perspective of training procedure, (Wang et al., 2024) provided a more direct solution, to fine-tune task-specific models for each task. Although these methods differ, the additional compositions and parameters significantly increase the model complexity.

In this paper, we pursue to achieve promising performance across various tasks without any additional components, while maintaining the simple autoregressive architecture. A contemporaneous work (Wu et al., 2024b) also focused on this issue and proposed to achieve promising results by scaling the model parameters. In contrast, we explored to achieve strong performance results under the same model scale and data constraints. We are also interested to analyze the impact of data and model scales for the unified autoregressive modeling in the future.

## 5 Conclusion and Future Works

In this paper, we study the unified modeling for language-vision understanding and generation. We propose UGen, which is a unified autoregressive multimodal model and trained with a novel progressive vocabulary learning method. Experiments on various multimodal benchmarks show that, UGen achieves competitive results with task-specific models and also yields novel capabilities of mixed-modality generation. To the best of our knowledge, this is the first work to boost both textual and visual capabilities with a simple autoregressive architecture. In the future, we hope to enhance UGen by scaling up the data, models, and modalities.

## References

- Yonatan Bisk, Rowan Zellers, Jianfeng Gao, Yejin Choi, et al. 2020. Piqa: Reasoning about physical commonsense in natural language. In *Proceedings of the AAAI conference on artificial intelligence*, volume 34, pages 7432–7439.
- Sébastien Bubeck, Varun Chandrasekaran, Ronen Eldan, Johannes Gehrke, Eric Horvitz, Ece Kamar, Peter Lee, Yin Tat Lee, Yuanzhi Li, Scott Lundberg, et al. 2023. Sparks of artificial general intelligence: Early experiments with gpt-4. *arXiv preprint arXiv:2303.12712*.
- Huiwen Chang, Han Zhang, Jarred Barber, AJ Maschinot, Jose Lezama, Lu Jiang, Ming-Hsuan Yang, Kevin Murphy, William T Freeman, Michael Rubinstein, et al. 2023. Muse: Text-to-image generation via masked generative transformers. *arXiv preprint arXiv:2301.00704*.
- Soravit Changpinyo, Piyush Sharma, Nan Ding, and Radu Soricut. 2021. Conceptual 12m: Pushing web-scale image-text pre-training to recognize long-tail visual concepts. In *Proceedings of the IEEE/CVF conference on computer vision and pattern recognition*, pages 3558–3568.
- Xiaokang Chen, Zhiyu Wu, Xingchao Liu, Zizheng Pan, Wen Liu, Zhenda Xie, Xingkai Yu, and Chong Ruan. 2025. Janus-pro: Unified multimodal understanding and generation with data and model scaling. *arXiv preprint arXiv:2501.17811*.
- Christopher Clark, Kenton Lee, Ming-Wei Chang, Tom Kwiatkowski, Michael Collins, and Kristina Toutanova. 2019. Boolq: Exploring the surprising difficulty of natural yes/no questions. *arXiv preprint arXiv:1905.10044*.
- Peter Clark, Isaac Cowhey, Oren Etzioni, Tushar Khot, Ashish Sabharwal, Carissa Schoenick, and Oyvind Tafjord. 2018. Think you have solved question answering? try arc, the ai2 reasoning challenge. *arXiv preprint arXiv:1803.05457*.
- Tri Dao. 2023. Flashattention-2: Faster attention with better parallelism and work partitioning. *arXiv preprint arXiv:2307.08691*.
- Jia Deng, Wei Dong, Richard Socher, Li-Jia Li, Kai Li, and Li Fei-Fei. 2009. Imagenet: A large-scale hierarchical image database. In *2009 IEEE conference on computer vision and pattern recognition*, pages 248–255. Ieee.
- Chaoyou Fu, Peixian Chen, Yunhang Shen, Yulei Qin, Mengdan Zhang, Xu Lin, Jinrui Yang, Xiawu Zheng, Ke Li, Xing Sun, et al. 2023. Mme: A comprehensive evaluation benchmark for multimodal large language models. *arXiv preprint arXiv:2306.13394*.
- Oran Gafni, Adam Polyak, Oron Ashual, Shelly Sheynin, Devi Parikh, and Yaniv Taigman. 2022. Make-a-scene: Scene-based text-to-image generation with human priors. In *European Conference on Computer Vision*, pages 89–106. Springer.
- Dhruba Ghosh, Hannaneh Hajishirzi, and Ludwig Schmidt. 2024. Geneval: An object-focused framework for evaluating text-to-image alignment. *Advances in Neural Information Processing Systems*, 36.
- Yash Goyal, Tejas Khot, Douglas Summers-Stay, Dhruv Batra, and Devi Parikh. 2017. Making the v in vqa matter: Elevating the role of image understanding in visual question answering. In *Proceedings of the IEEE conference on computer vision and pattern recognition*, pages 6904–6913.

- Yu-Chung Hsiao, Fedir Zubach, Gilles Baechler, Victor Carbune, Jason Lin, Maria Wang, Srinivas Sunkara, Yun Zhu, and Jindong Chen. 2022. Screenqa: Large-scale question-answer pairs over mobile app screenshots. *arXiv preprint arXiv:2209.08199*.
- Drew A Hudson and Christopher D Manning. 2019. Gqa: A new dataset for real-world visual reasoning and compositional question answering. In *Proceedings of the IEEE/CVF conference on computer vision and pattern recognition*, pages 6700–6709.
- Bo Li, Yuanhan Zhang, Dong Guo, Renrui Zhang, Feng Li, Hao Zhang, Kaichen Zhang, Peiyuan Zhang, Yanwei Li, Ziwei Liu, et al. 2024a. Llava-onevision: Easy visual task transfer. *arXiv preprint arXiv:2408.03326*.
- Jeffrey Li, Alex Fang, Georgios Smyrnis, Maor Ivgi, Matt Jordan, Samir Gadre, Hritik Bansal, Etash Guha, Sedrick Keh, Kushal Arora, et al. 2024b. Datacomp-lm: In search of the next generation of training sets for language models. *arXiv preprint arXiv:2406.11794*.
- Yifan Li, Yifan Du, Kun Zhou, Jinpeng Wang, Wayne Xin Zhao, and Ji-Rong Wen. 2023. Evaluating object hallucination in large vision-language models. *arXiv preprint arXiv:2305.10355*.
- AI Lightning. 2023. Litgpt.
- Hao Liu, Wilson Yan, Matei Zaharia, and Pieter Abbeel. 2024. World model on million-length video and language with ringattention. *arXiv e-prints*, pages arXiv:2402.
- Pan Lu, Liang Qiu, Jiaqi Chen, Tony Xia, Yizhou Zhao, Wei Zhang, Zhou Yu, Xiaodan Liang, and Song-Chun Zhu. 2021. Iconqa: A new benchmark for abstract diagram understanding and visual language reasoning. *arXiv preprint arXiv:2110.13214*.
- Todor Mihaylov, Peter Clark, Tushar Khot, and Ashish Sabharwal. 2018. Can a suit of armor conduct electricity? a new dataset for open book question answering. *arXiv preprint arXiv:1809.02789*.
- Keisuke Sakaguchi, Ronan Le Bras, Chandra Bhagavatula, and Yejin Choi. 2021. Winogrande: An adversarial winograd schema challenge at scale. *Communications of the ACM*, 64(9):99–106.
- Maarten Sap, Hannah Rashkin, Derek Chen, Ronan LeBras, and Yejin Choi. 2019. Socialliqa: Commonsense reasoning about social interactions. *arXiv preprint arXiv:1904.09728*.
- Rico Sennrich. 2015. Neural machine translation of rare words with subword units. *arXiv preprint arXiv:1508.07909*.
- Sanket Shah, Anand Mishra, Naganand Yadati, and Partha Pratim Talukdar. 2019. Kvqa: Knowledge-aware visual question answering. In *Proceedings of the AAAI conference on artificial intelligence*, volume 33, pages 8876–8884.
- Weijia Shi, Xiaochuang Han, Chunting Zhou, Weixin Liang, Xi Victoria Lin, Luke Zettlemoyer, and Lili Yu. 2024. Llamafusion: Adapting pretrained language models for multimodal generation. *arXiv preprint arXiv:2412.15188*.
- Vasu Singla, Kaiyu Yue, Sukriti Paul, Reza Shirkanvand, Mayuka Jayawardhana, Alireza Ganjandesh, Heng Huang, Abhinav Bhatle, Gowthami Somepalli, and Tom Goldstein. 2024. From pixels to prose: A large dataset of dense image captions. *arXiv preprint arXiv:2406.10328*.
- Daria Soboleva, Faisal Al-Khateeb, Robert Myers, Jacob R Steeves, Joel Hestness, and Nolan Dey. 2023. Slimpajama: A 627b token cleaned and deduplicated version of redpajama.
- Keqiang Sun, Junting Pan, Yuying Ge, Hao Li, Haodong Duan, Xiaoshi Wu, Renrui Zhang, Aojun Zhou, Zipeng Qin, Yi Wang, et al. 2024a. Journeydb: A benchmark for generative image understanding. *Advances in Neural Information Processing Systems*, 36.
- Peize Sun, Yi Jiang, Shoufa Chen, Shilong Zhang, Bingyue Peng, Ping Luo, and Zehuan Yuan. 2024b. Autoregressive model beats diffusion: Llama for scalable image generation. *arXiv preprint arXiv:2406.06525*.
- Chameleon Team. 2024. Chameleon: Mixed-modal early-fusion foundation models. *arXiv preprint arXiv:2405.09818*.
- Hugo Touvron, Thibaut Lavril, Gautier Izacard, Xavier Martinet, Marie-Anne Lachaux, Timothée Lacroix, Baptiste Rozière, Naman Goyal, Eric Hambro, Faisal Azhar, et al. 2023. Llama: Open and efficient foundation language models. *arXiv preprint arXiv:2302.13971*.
- Aaron Van Den Oord, Oriol Vinyals, et al. 2017. Neural discrete representation learning. *Advances in neural information processing systems*, 30.
- Weihan Wang, Qingsong Lv, Wenmeng Yu, Wenyi Hong, Ji Qi, Yan Wang, Junhui Ji, Zhuoyi Yang, Lei Zhao, Xixuan Song, et al. 2023. Cogvlm: Visual expert for pretrained language models. *arXiv preprint arXiv:2311.03079*.
- Xinlong Wang, Xiaosong Zhang, Zhengxiong Luo, Quan Sun, Yufeng Cui, Jinsheng Wang, Fan Zhang, Yueze Wang, Zhen Li, Qiyang Yu, et al. 2024. Emu3: Next-token prediction is all you need. *arXiv preprint arXiv:2409.18869*.
- Chengyue Wu, Xiaokang Chen, Zhiyu Wu, Yiyang Ma, Xingchao Liu, Zizheng Pan, Wen Liu, Zhenda Xie, Xingkai Yu, Chong Ruan, et al. 2024a. Janus: Decoupling visual encoding for unified multimodal understanding and generation. *arXiv preprint arXiv:2410.13848*.

- Junfeng Wu, Yi Jiang, Chuofan Ma, Yuliang Liu, Hengshuang Zhao, Zehuan Yuan, Song Bai, and Xiang Bai. 2024b. Liquid: Language models are scalable multimodal generators. *arXiv preprint arXiv:2412.04332*.
- Jinheng Xie, Weijia Mao, Zechen Bai, David Junhao Zhang, Weihao Wang, Kevin Qinghong Lin, Yuchao Gu, Zhijie Chen, Zhenheng Yang, and Mike Zheng Shou. 2024. Show-o: One single transformer to unify multimodal understanding and generation. *arXiv preprint arXiv:2408.12528*.
- Rowan Zellers, Ari Holtzman, Yonatan Bisk, Ali Farhadi, and Yejin Choi. 2019. Hellaswag: Can a machine really finish your sentence? *arXiv preprint arXiv:1905.07830*.
- Jun Zhan, Junqi Dai, Jiasheng Ye, Yunhua Zhou, Dong Zhang, Zhigeng Liu, Xin Zhang, Ruibin Yuan, Ge Zhang, Linyang Li, et al. 2024. Anygpt: Unified multimodal llm with discrete sequence modeling. *arXiv preprint arXiv:2402.12226*.
- Peiyuan Zhang, Guangtao Zeng, Tianduo Wang, and Wei Lu. 2024. Tinyllama: An open-source small language model. *arXiv preprint arXiv:2401.02385*.
- Chuyang Zhao, Yuxing Song, Wenhao Wang, Haocheng Feng, Errui Ding, Yifan Sun, Xinyan Xiao, and Jingdong Wang. 2024. Monoformer: One transformer for both diffusion and autoregression. *arXiv preprint arXiv:2409.16280*.
- Baichuan Zhou, Ying Hu, Xi Weng, Junlong Jia, Jie Luo, Xien Liu, Ji Wu, and Lei Huang. 2024a. Tinyllava: A framework of small-scale large multimodal models. *arXiv preprint arXiv:2402.14289*.
- Chunting Zhou, Lili Yu, Arun Babu, Kushal Tirumala, Michihiro Yasunaga, Leonid Shamis, Jacob Kahn, Xuezhe Ma, Luke Zettlemoyer, and Omer Levy. 2024b. Transfusion: Predict the next token and diffuse images with one multi-modal model. *arXiv preprint arXiv:2408.11039*.
- Yichen Zhu, Minjie Zhu, Ning Liu, Zhiyuan Xu, and Yaxin Peng. 2024. Llava-phi: Efficient multi-modal assistant with small language model. In *Proceedings of the 1st International Workshop on Efficient Multimedia Computing under Limited*, pages 18–22.

## A Example Appendix

The performance of UGen, compared among vanilla unified autoregressive model (denotes as Vanilla Unified AR), task-specific autoregressive models (denotes as Task-specific AR), and previous work models on various tasks are shown in the following tables. More qualitative results of UGen are listed in Figure 9.

Method	# Params	BoolQ	PIQA	HS	WG	OBQA	ARC-e	ARC-c	Avg.
TinyLlama	1.1B	57.8	73.3	59.2	59.1	36.0	55.2	30.1	52.9
Janus*	1.5B	46.3	58.4	28.7	55.2	37.6	29.8	29.1	40.7
Show-o*	1.5B	42.2	48.3	23.9	48.5	36.4	26.0	27.3	36.0
Chameleon	7B	81.4	79.6	74.2	70.4	51.0	76.1	46.5	68.4
Task-specific AR	1.1B	55.1	72.4	44.9	51.4	27.2	60.4	30.5	48.8
Vanilla Unified AR	1.1B	55.9	64.9	35.7	48.8	25.0	37.2	27.1	42.1
<b>UGen (Our)</b>	1.1B	56.7	70.3	46.3	50.4	26.4	43.8	28.7	<b>46.1</b>

Table 3: The performance of UGen, compared among vanilla unified autoregressive model (denotes as Vanilla Unified AR), task-specific autoregressive models (denotes as Task-specific AR), and previous work models on text processing task. WG is short for WinoGrande, HS is short for HellaSwag. \* indicates the score is evaluated by released model.

Method	# Params	VQAv2	GQA	MME (Norm.)	POPE	Avg.
LLaVA-v1.5-Phi-1.5	1.3B	75.3	56.5	1128.0 (56.4)	84.1	68.1
MobileVLM	1.7B	56.1	41.5	1196.2 (59.8)	84.5	60.4
LLaVA-v1.5	7B	85.9	62.0	1510.7 (75.5)	78.5	75.4
mPLUG-Owl2	7B	79.4	56.1	1450.2 (72.5)	85.8	73.4
Janus	1.5B	77.3	59.1	1338.0 (66.9)	87.0	72.5
Show-o	1.3B	59.3	48.7	948.4 (47.4)	73.8	57.3
Task-specific AR	1.1B	73.1	54.9	1128.0 (56.4)	81.2	66.4
Vanilla Unified AR	1.1B	65.0	52.1	1065.0 (53.2)	73.9	61.0
<b>UGen (Our)</b>	1.1B	70.0	58.2	1110.0 (55.5)	80.4	<b>66.0</b>

Table 4: The performance of UGen, compared among vanilla unified autoregressive model (denotes as Vanilla Unified AR), task-specific autoregressive models (denotes as Task-specific AR), and previous work models on image understanding task.

Method	# Params	Single Obj.	Two Obj.	Counting	Colors	Position	Color Attri.	Overall
SDv2.1	0.9B	98.0	51.0	44.0	85.0	7.0	17.0	50.0
SDXL	2.6B	98.0	74.0	39.0	85.0	15.0	23.0	55.0
Janus	1.5B	97.0	68.0	30.0	84.0	46.0	42.0	61.0
Show-o	1.3B	95.0	52.0	49.0	82.0	11.0	28.0	53.0
Emu3-Gen	8B	98.0	71.0	34.0	81.0	17.0	21.0	54.0
Task-specific AR	1.1B	88.7	58.6	45.0	75.5	35.0	32.0	55.9
Vanilla Unified AR	1.1B	87.5	43.4	17.5	72.3	25.0	10.0	42.5
<b>UGen (Our)</b>	1.1B	91.2	56.7	33.7	73.4	26.0	36.0	<b>52.1</b>

Table 5: The performance of UGen, compared among vanilla unified autoregressive model (denotes as Vanilla Unified AR), task-specific autoregressive models (denotes as Task-specific AR), and previous work models on image generation task.



## Image Generation

<p>A kitten has a golden-orange fur coat with distinct patterns and is depicted in a sitting position. Its eyes are blue. The background of the painting is Vincent van Gogh's Starry Night.</p>		<p>A skull adorned with an intricately designed helmet. The helmet is ornate. The skull itself has a detailed structure. The background is dark, emphasizing the skull and the helmet.</p>	
<p>A lavish crown adorned with intricate gold detailing. The crown is embellished with a myriad of gemstones, including red rubies and green emeralds.</p>		<p>A sketch of a bearded man's head and shoulders. The man appears to have long hair and a prominent beard. The background has a sepia tone, giving the image an antique or vintage feel.</p>	
<p>A digital artwork of a young woman's face. She has green eyes, and her hair is adorned with autumnal leaves in shades of orange, red, and yellow. Her skin is painted with subtle freckles.</p>		<p>A picturesque landscape with a vibrant red house in the foreground. In the background, a fields stretches out, there's a prominent green hill or mountain with a pointed peak.</p>	

## Textual Understanding

<p>Matter can undergo different changes. Which best demonstrates a chemical change:</p> <p>A. salt dissolving; B. wood burning; C. water boiling; D. ice melting;</p> <p>-----</p> <p>🤖: B. wood burning</p>	<p>Major Crimes is an American television police procedural series starring Mary McDonnell. It is a continuation spin-off of The Closer, set in the same police division. It premiered on TNT August 13, 2012, following The Closer's finale.</p> <p>Is the closer and major crimes the same?</p> <p>-----</p> <p>🤖: No</p>	<p>How to prevent BBQ chicken skin from burning on the grill?</p> <p>-----</p> <p>🤖: Place a drip tray underneath the chicken and above the coals to prevent flare ups from happening</p>
--	---	---

## Visual Understanding






<p>Please analyze the differences between the following three vehicles.</p> <div style="display: flex; justify-content: space-around; align-items: center;">    </div> <p>-----</p> <p>🤖: Cars are fast, can carry many people, and offer high comfort. Motorcycles are flexible and convenient, able to weave through city streets. Bicycles are environmentally friendly and promote health.</p>	<p>What do pandas eat? Please answer A or B.</p> <div style="display: flex; justify-content: space-around;">   </div> <p>-----</p> <p>🤖: A</p>
---	--

Figure 9: The Qualitative results of UGen.