
D4R - EXPLORING AND QUERYING RELATIONAL GRAPHS USING NATURAL LANGUAGE AND LARGE LANGUAGE MODELS - THE CASE OF HISTORICAL DOCUMENTS

Michel Boeglin
IRIEC – Univ. Paul-Valéry
Montpellier, France
michel.boeglin@univ-valery.fr

David Kahn
INU Jean-François Champollion
FRAMESPA, UMR5136 CNRS
Albi, France
david.kahn@univ-jfc.fr

Josiane Mothe
INSPE, UT2J, IRIT, UMR5505 CNRS
Univ. de Toulouse
Toulouse, France
josiane.mothe@irit.fr

Diego Ortiz
IRIT, UMR5505 CNRS, Univ. de Toulouse
Toulouse, France
diego.ortiz@irit.fr

David Panzoli
IRIT, UMR5505 CNRS
INU Jean-François Champollion
Albi, France
david.panzoli@univ-jfc.fr

March 28, 2025

ABSTRACT

D4R is a digital platform designed to assist non-technical users, particularly historians, in exploring textual documents through advanced graphical tools for text analysis and knowledge extraction. By leveraging a large language model, D4R translates natural language questions into Cypher queries, enabling the retrieval of data from a Neo4J database. A user-friendly graphical interface allows for intuitive interaction, enabling users to navigate and analyse complex relational data extracted from unstructured textual documents. Originally designed to bridge the gap between AI technologies and historical research, D4R’s capabilities extend to various other domains. A demonstration video and a live software demo are available.

Keywords Information retrieval · Large language models · Graph database · Historical documents · Natural language processing

1 Context and Objectives

Historians and researchers frequently analyse large volumes of textual documents to extract meaningful insights about historical events, people, and relationships. They try to answer questions such as “Who were the key figures in a specific place or time?” or “What are the links of a family or group of people?”. However, manually processing these vast collections is time-consuming and error-prone. While text mining and natural language processing (NLP) tools exist, they often require technical expertise, making them inaccessible to many historians.

To address these challenges, we introduce D4R (D4R for Religious Dissent and Reception of the Reformation during the Renaissance, Spain – 16th century), a digital platform designed to enable historians to explore and query historical

texts using natural language. D4R allows users to refine their research questions incrementally through a user-friendly graphical interface. D4R leverages a large language model (LLM) to translate natural language queries into Cypher queries, which retrieve data from a Neo4J graph database. This combination of advanced technology and intuitive design makes D4R a powerful tool for historians to work with large amounts of historical text and uncover meaningful insights.

D4R was initially developed to support historical research, but its capabilities extend to various domains that require graph-based data exploration. In this paper, we demonstrate D4R’s application in analysing historical trial records, showcasing how relational graphs can be effectively explored using LLM-assisted query generation.

A demonstration video is available at <https://www.youtube.com/watch?v=mxoS4QFwHog>, and attendees will have the opportunity to engage with the platform during the conference (<https://d4r-app.irit.fr/sigirdemo/>).

2 System Description

2.1 Architecture

D4R is based on relational data, which includes named entities (like people and places) and the connections between them. This structure keeps the data both detailed and adaptable, allowing users to easily explore and create queries for various purposes. The graph schema features different types of named entities, represented as nodes. These can be general categories such as Person, Place, and Organisation, or domain-specific categories like Religious and Judicial entities. Additionally, a paragraph node stores each paragraph’s text along with its metadata, such as the paragraph ID, type, archival source details, and folio or page numbers. The relationships between these entities are extracted from the text and categorized into 10 predefined types (listed in Figure 1) which were validated by domain experts, ensuring their relevance and accuracy for historical analysis.

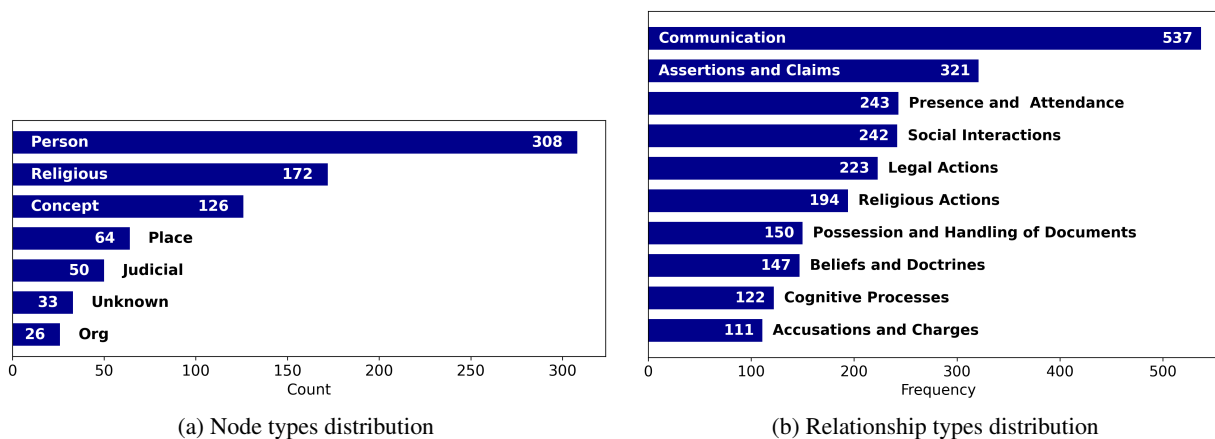


Figure 1: Left: Distribution of node types in the historical dataset by category. Right: Distribution of relationship types in the historical dataset.

Each node and relationship in the database is enriched with attributes that provide contextual information:

- **Nodes:** Each entity node (excluding paragraph nodes) includes a label (e.g., 'Person', 'Place') and metadata such as the text of the paragraph from which it was extracted.
- **Relationships:** Each relationship between two entities is associated with a relationship type, its category, and the sentence in which it was extracted. This ensures that historians can trace the information back to its original source.

Details of the graph extraction process are beyond the scope of this paper and are discussed in our ECIR 2025 paper on relation extraction [1]. D4R provides visualization tools for relationships and nodes, enabling users to explore the data and better understand entity connections.

2.2 Dataset

The original dataset used in the D4R platform is a private historical dataset focused on the trial of Pedro de Cazalla during the Spanish Inquisition. It consists of approximately:

- **600 nodes**, representing named entities such as people, places, and organisations.
- **3,000 relationships**, representing the connections and interactions between entities.
- **13,000 properties**, associated with both nodes and relationships, including detailed text and metadata from the trial documents.

Although this dataset is not publicly available, it serves as the primary resource for testing and refining the D4R platform in a historical research setting.

The extraction of named entities and relationships from these documents allows for an assessment of the most frequently represented categories. As shown in Figure 1 (top), the majority of named entities are people, with a particular emphasis on religious figures. Regarding relationships (see Figure 1, bottom), the two most prominent categories confirm that the dataset primarily involves verbal exchanges and claims, like accusations and legal arguments. The data distribution aligns well with the research needs of historians, as described in the use case in section 5.

2.3 Flexibility for Other Domains

The D4R schema is designed to be flexible, allowing it to handle data from various domains. Since its primary focus is on relationships between named entities, datasets from other fields, such as news articles or corporate data, can be easily imported and processed.

As an example, D4R was successfully tested using the CoNLL04 dataset [2], a benchmark dataset for relation extraction. This dataset consists of 1,437 sentences from news articles, annotated with entity categories such as 'person', 'organization', 'location', and 'other'. The dataset also includes relationships types like 'kill', 'work for', 'Organization-based-in', 'Live in', and 'located in'. This showcases D4R's adaptability, as it can efficiently process different types of data while maintaining both data integrity and usability. The CoNLL04 dataset was preprocessed to ensure compatibility with D4R. This involved adapting entity types and relationships to match the format required by the system, as well as ensuring that the dataset's text and relationships could be properly visualized within the D4R interface.

Although the private historical dataset and CoNLL04 differ in content (historical trial data vs. news articles), both share a relational structure. D4R does not require explicit entity mapping and can efficiently handle datasets containing entities and relationships, making it highly versatile across various domains. This shows D4R can support diverse datasets while providing meaningful visualizations and query capabilities, regardless of the application domain.

3 Querying Workflow: From Natural Language Queries to Cypher Queries

In D4R, content is represented as a relational graph, as shown in Figure 2. Named entities extracted from the texts are displayed graphically, along with their relationships.

D4R stores this graph-based content in a Neo4j graph database [3], using Cypher [4] as querying language. To enable non-technical users to interact with the graph structure, natural language questions must be translated into Cypher queries. A similar approach has been successfully implemented for SQL relational language [5]. Here, this translation is performed using a large language model (LLM). We select GPT-4o mini [6] for its cost-effectiveness and strong performance, achieving satisfactory accuracy in generating graph queries while minimizing token expenditure. Other alternatives could have been evaluated.

The first step in processing a query is to map the named entities on the graph. A specialized prompt, tailored for named entity recognition, guides the LLM to extract relevant entities—such as people, organisations, locations, or paragraph IDs—from the user's query. The extracted entities are then mapped to their corresponding representations in the Neo4j database. This mapping utilizes a fuzzy matching technique to account for variations in entity names, ensuring that the extracted terms align with the database records. The second step consists in crafting a "schema-aware" Cypher query. The LLM is used again to construct the query, informed by Neo4j's graph schema, which details node types and relationships. Including schema information in the prompt is essential for generating effective queries. This ensures that the queries accurately align with the data's structure and relationships, leading to reliable and meaningful answers. Additionally, the prompt is designed to enforce the two following rules:

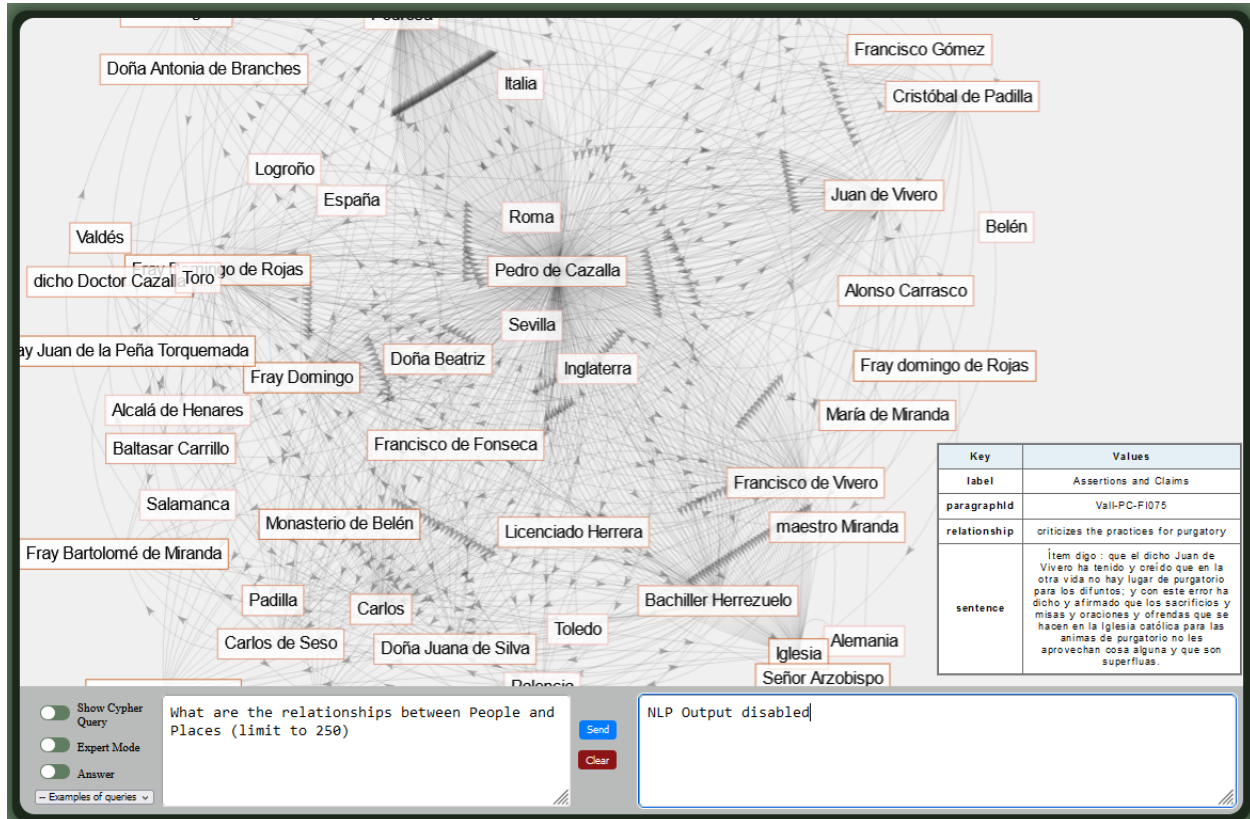


Figure 2: D4R presents any text corpus as a graph, where entities and relationships were automatically extracted. Users can query this graph by formulating natural language questions, which are then automatically translated into Cypher queries to retrieve information from the Neo4J database.

- **Bidirectional Relationship Matching:** The model checks relationships in both directions between entities. In historical research, this is crucial for understanding both incoming and outgoing relationships.
- **Only direct relationships** between any two nodes are considered, excluding indirect paths obtained through transitive relationships, as they are unnecessary given the graph schema and would significantly increase processing time.

Finally, the Cypher query is executed on the Neo4j database, and the corresponding results are retrieved. The prompt can also be instructed to generate a natural language response, aligned with the original question (see Figure 2).

4 User Experience and Visual Interface

With its automated Cypher query translation, D4R enables users to query a corpus naturally and efficiently. The platform accommodates both non-expert and expert users, offering two usage modes based on the user’s familiarity with D4R and Cypher. In the basic mode, users formulate questions in natural language (see Figure 3.a). For instance, a historian may input a query to identify connections between key historian figures or in the historical corpus studied, or their pertaining relationships with organisations, places, or religious concepts. To achieve this, the user simply inputs their query into the designated text field. The system translates and executes the query, yielding two results. First, the resulting subgraph is displayed in the main application main window. The subgraph is interactive, allowing the user to zoom in and out, to give focus and manipulate entities (represented as labels) and their relationships (represented as edges). A contextual menu provides quick access to detailed information on entities and relationships with a simple click (see Figure 2, right). This menu also allows users to trace data back to its original corpus sources, ensuring that each entity and relationship is anchored in historical text. By linking graph data to its original textual source, users can construct their own representations and make informed interpretations. The system also generates a natural language summary of the query results, making it easier to interpret complex graph data. This feature simplifies data analysis, ensuring users can understand relationships and connections without having to manually analyse the visual graph structure in detail. Users

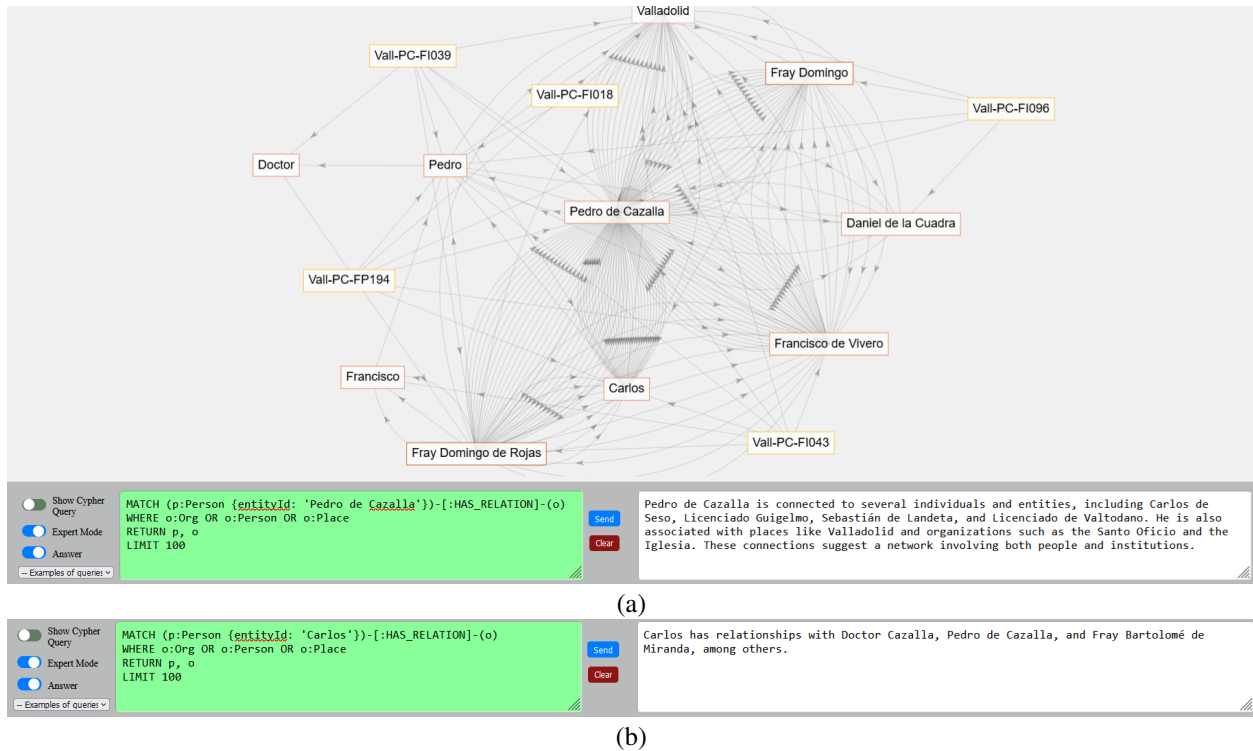


Figure 3: (a) A user query, expressed in natural language, is translated into Cypher syntax for execution in the Neo4j database. The result is a subgraph, displayed in the main window, along with a natural language response. (b) D4R’s expert mode enables users to edit Cypher queries directly, provided they have the necessary expertise.

also have the option to view the Cypher translation of their natural language query (see Figure 3.a). This feature helps users understand Cypher syntax, gradually building their expertise and allowing them to bypass limitations by querying the platform directly in Cypher. This simple feature paves the way for more advanced usage, including expert mode (see Figure 3.b) where users submit Cypher queries directly—either written from scratch or by modifying previous queries. Apart from bypassing automatic translation, the platform functions in the same way as standard mode. The following section illustrates a use case where a historian leverages the D4R platform’s features to investigate a research question.

5 Example Use Case

The D4R platform enables historians to explore a large text corpora, which would be impractical to analyse manually, by formulating natural language queries. Here, we present an example of how a historian applies a scientific method for incremental corpus exploration, refining queries to gradually uncover a specific pattern. Faced with a massive dataset, the historian begins by displaying recurring and significant historical figures, optionally filtering out those without a religious role (see Figure 4). Among the key figures appearing in multiple relationships, Fray Bartolomé de Miranda emerges as a person of interest. A follow-up query isolates the characters connected to him and examines the nature of these relationships (see Figure 5). The results indicate that Fray Bartolomé de Miranda had a direct connection with Pedro de Cazalla, the main defendant in the Inquisition trial under study. To investigate further, the historian narrows the search to focus exclusively on these two individuals (see Figure 6). Each edge in the subgraph represents a specific interaction between Miranda et de Cazalla. At this stage, the historian can use the contextual menu to access the original texts (see Figure 7). In this final phase, they examine the original text excerpts, either validating their initial hypothesis or refining their interpretation of the relationship within the corpus.

This use case illustrates both the historian’s working methodology, as they gradually construct a representation of their research question, and the role of the D4R platform, which enables them to analyse the entire corpus efficiently, regardless of its size. In conclusion, it is important to emphasize that artificial intelligence does not replace the expertise of historians and doesn’t make decisions on their behalf. Instead, it enhances their capabilities by processing and organising vast amounts of information, providing an efficient interface that seamlessly integrates into the research workflow.

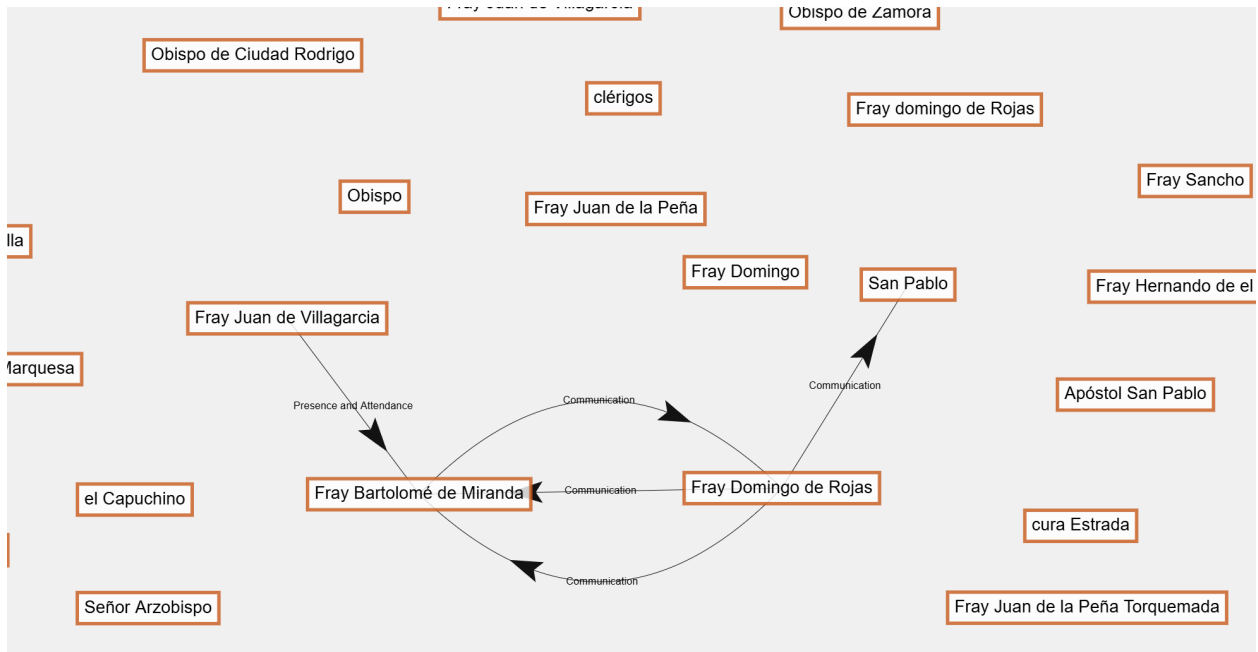


Figure 4: The first query aims to identify entities in the corpus that have both the “person” and “religious” attributes.

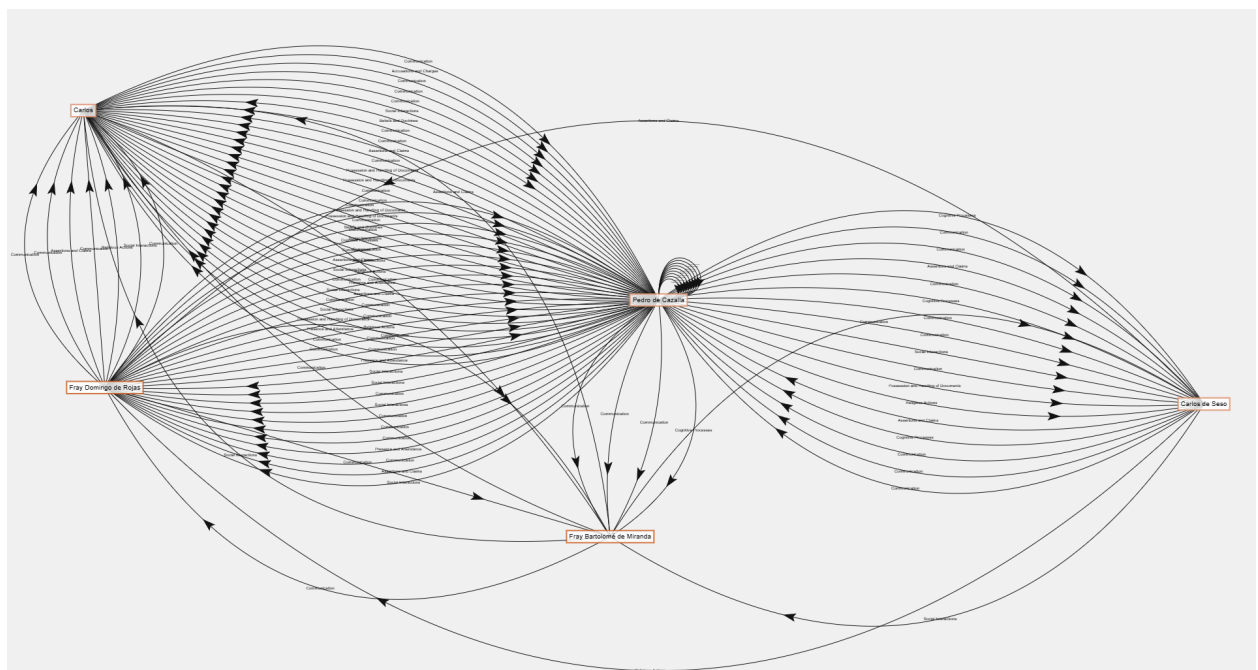


Figure 5: The graph generated by the second query identifies individuals who interacted with Fray Bartolomé de Miranda and quantifies their level of communication. Note: the distinction of data labels in this illustration is not essential for understanding.

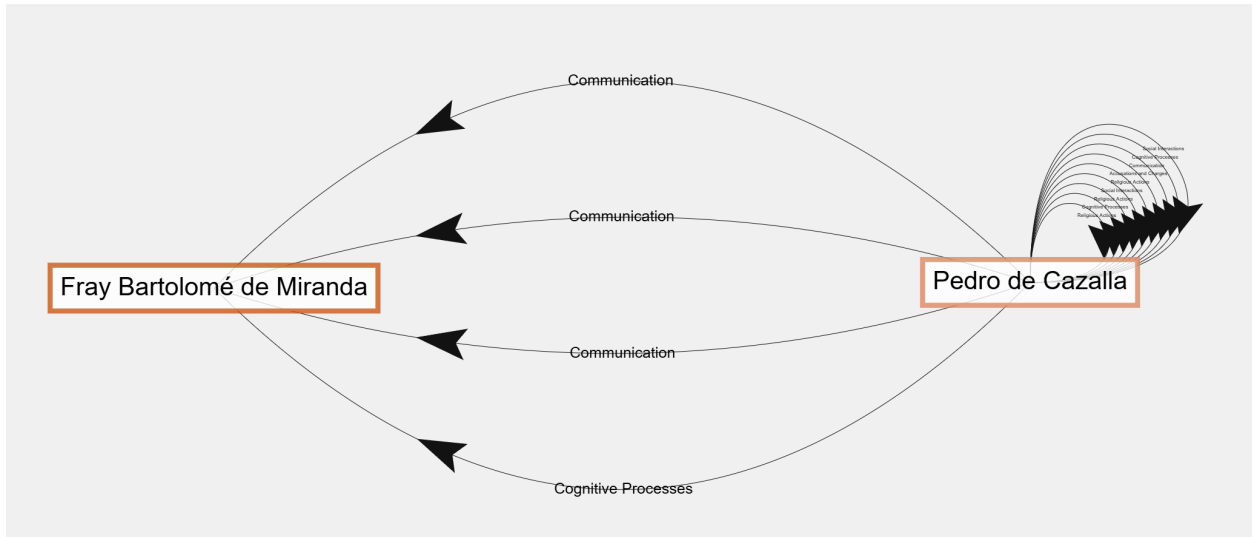


Figure 6: The graph generated by the third query displays all interactions between Fray Bartolomé de Miranda and Pedro de Cazalla across the entire corpus.

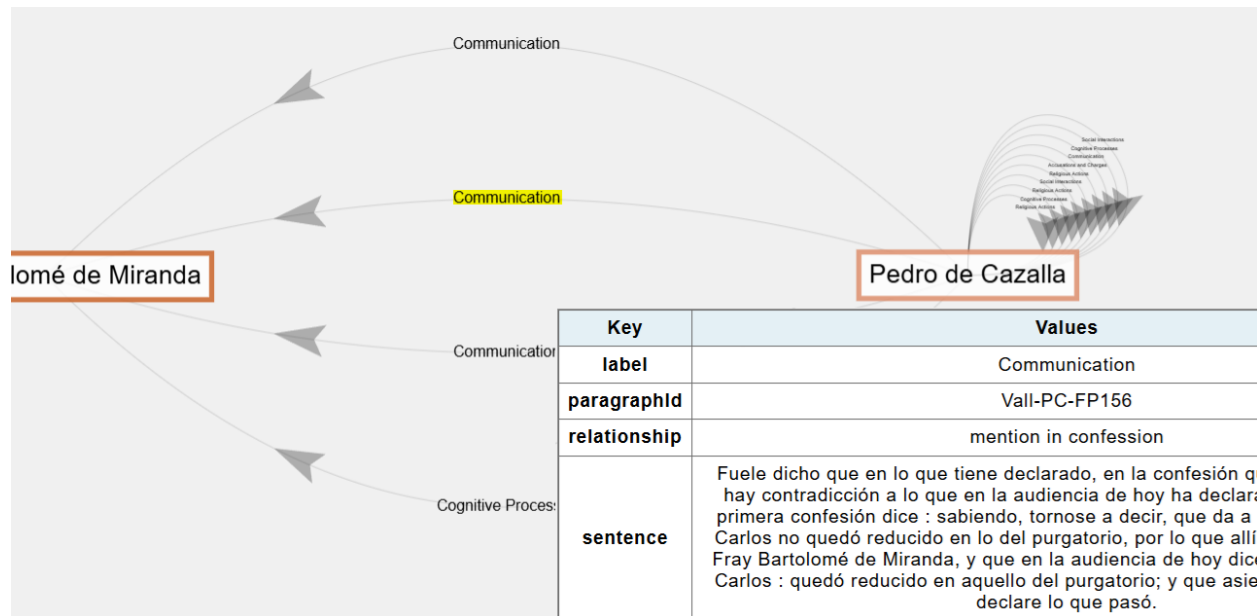


Figure 7: The contextual menu allows users to trace the anchoring of an extracted relationship within the corpus.

Acknowledgement

This work was supported by the French Agence Nationale pour la Recherche [grant number ANR-21-CE38-0011]. More information about the project can be found at <https://anr.fr/Projet-ANR-21-CE38-0011>

References

- [1] Michel Boeglin, David Kahn, Hèctor Loopez Hidalgo, Josiane Mothe, Diego Ortiz, and David Panzoli. Biased PromptORE: Enhancing Relation Extraction in Gendered Languages and Complex Texts – The Case of Spanish Documents from the XVIth Century. In *ECIR*, 2024.
- [2] Xavier Carreras and Lluís Màrquez. Introduction to the CoNLL-2004 shared task: Semantic role labeling. In *Proceedings of the Eighth Conference on Computational Natural Language Learning (CoNLL-2004) at HLT-NAACL 2004*, pages 89–97, Boston, Massachusetts, USA, May 6 - May 7 2004. Association for Computational Linguistics.
- [3] J. Guia, V. Gonçalves Soares, and J. Bernardino. Graph Databases: Neo4j Analysis:. In *Proceedings of the 19th International Conference on Enterprise Information Systems*, pages 351–356, Porto, Portugal, 2017.
- [4] N. Francis, A. Green, P. Guagliardo, L. Libkin, T. Lindaaker, V. Marsault, S. Plantikow, M. Rydberg, P. Selmer, and A. Taylor. Cypher: An Evolving Query Language for Property Graphs. In *Proceedings of the 2018 International Conference on Management of Data, SIGMOD '18*, pages 1433–1445, New York, NY, USA, May 2018.
- [5] Z. Hong, Z. Yuan, Q. Zhang, H. Chen, J. Dong, F. Huang, and X. Huang. Next-Generation Database Interfaces: A Survey of LLM-based Text-to-SQL. *arXiv preprint arXiv:2406.08426*, 2024.
- [6] OpenAI. GPT-4 Technical Report, March 2024. arXiv:2303.08774.