
BiPROMPT-SAM: ENHANCING IMAGE SEGMENTATION VIA EXPLICIT SELECTION BETWEEN POINT AND TEXT PROMPTS *

Suzhe Xu
Huaqiao University

Jialin Peng*
Huaqiao University

Chengyuan Zhang
Huaqiao University

ABSTRACT

Segmentation is a fundamental task in computer vision, with prompt-driven methods gaining prominence due to their flexibility. The recent Segment Anything Model (SAM) has demonstrated powerful point-prompt segmentation capabilities, while text-based segmentation models offer rich semantic understanding. However, existing approaches rarely explore how to effectively combine these complementary modalities for optimal segmentation performance. This paper presents BiPrompt-SAM, a novel dual-modal prompt segmentation framework that fuses the advantages of point and text prompts through an explicit selection mechanism. Specifically, we leverage SAM's inherent ability to generate multiple mask candidates, combined with a semantic guidance mask from text prompts, and explicitly select the most suitable candidate based on similarity metrics. This approach can be viewed as a simplified Mixture of Experts (MoE) system, where the point and text modules act as distinct "experts," and the similarity scoring serves as a rudimentary "gating network." We conducted extensive evaluations on both the Endovis17 medical dataset and RefCOCO series natural image datasets. On Endovis17, BiPrompt-SAM achieved 89.55% mDice and 81.46% mIoU, comparable to state-of-the-art specialized medical segmentation models. On the RefCOCO series datasets, our method attained 87.1%, 86.5%, and 85.8% IoU, significantly outperforming existing approaches. Experiments demonstrate that our explicit dual-selection method effectively combines the spatial precision of point prompts with the semantic richness of text prompts, particularly excelling in scenarios involving semantically complex objects, multiple similar objects, and partial occlusions. BiPrompt-SAM not only provides a simple yet effective implementation but also offers a new perspective on multi-modal prompt fusion.

Keywords Image Segmentation · Prompt Engineering · Multi-modal Fusion · Medical Imaging · Computer Vision

1 Introduction

Image segmentation is a fundamental task in computer vision, crucial for numerous applications including medical imaging, autonomous driving, and augmented reality. With the release of the Segment Anything Model (SAM) [1] by Meta AI Research, prompt-based segmentation methods have made significant strides. SAM demonstrated remarkable zero-shot segmentation capabilities through large-scale pretraining and prompt engineering, particularly excelling with spatial prompts such as points and bounding boxes.

However, SAM primarily relies on spatial prompts (e.g., points, bounding boxes) and exhibits limited semantic understanding capabilities. This limitation becomes apparent in specialized domains like medical imaging or tasks requiring precise semantic comprehension. Conversely, text-based segmentation models such as EVF-SAM [2] provide rich semantic understanding but may lack the spatial precision offered by direct point prompts.

The current research challenge lies in effectively combining the complementary strengths of spatial prompts (particularly points) and semantic prompts (text). Existing approaches typically employ feature-level fusion or complex joint training strategies, which are computationally expensive and complex to implement. Furthermore, these methods often lack

**Citation:* Xu, S., Peng, J., Zhang, C. BiPrompt-SAM: Enhancing Image Segmentation via Explicit Selection between Point and Text Prompts.

explicit handling of multiple possible segmentation results, failing to fully utilize SAM’s inherent multi-mask generation capability.

To address these challenges, we propose BiPrompt-SAM, a dual-modal prompt segmentation framework based on an explicit selection mechanism. Our approach’s uniqueness lies in not attempting to fuse different modalities at the feature or model level, but rather generating multiple candidate segmentation results separately and then determining the final output through an explicit selection mechanism. Specifically, we use SAM’s point prompt to generate multiple candidate masks while simultaneously using text prompts through EVF-SAM to generate a semantically guided mask. Then, we compute the similarity (e.g., IoU) between the text-generated mask and each point-generated mask, selecting the point-generated mask with the highest similarity as the final result.

This explicit dual-selection approach can be viewed as a simplified Mixture of Experts (MoE) system, where the point module and text module act as two distinct "experts," and the similarity calculation serves as a simplified "gating network" determining which expert’s output to adopt. This design is not only simple to implement and computationally efficient but also preserves all the advantages of the original SAM and EVF-SAM while providing a new perspective on the complementarity of the two modalities.

Our main contributions can be summarized as follows:

- We propose BiPrompt-SAM, a novel dual-modal prompt segmentation framework that combines the advantages of point and text prompts through an explicit selection mechanism, without requiring complex feature fusion or model modifications.
- We theoretically demonstrate the connection between our explicit dual-selection method and Mixture of Experts systems, providing a new theoretical perspective for multi-modal prompt fusion.
- We conduct extensive evaluations on the Endovis17 medical dataset, where BiPrompt-SAM achieves 89.55% mDice and 81.46% mIoU, comparable to state-of-the-art specialized medical segmentation models.
- On the RefCOCO series natural image datasets, our method attains 87.1%, 86.5%, and 85.8% IoU, significantly outperforming existing methods, demonstrating its broad applicability in natural image segmentation.
- Through detailed ablation studies, we validate the impact of different text prompts and fusion strategies, analyzing the method’s applicability across various scenarios.

Our research not only provides a simple yet effective implementation for multi-modal prompt fusion but also offers new insights into understanding and utilizing the complementarity of different modal prompts, potentially facilitating the development of more practical applications.

2 Related Work

2.1 Prompt-Driven Image Segmentation

The field of image segmentation has witnessed a paradigm shift in recent years, moving from fully automatic segmentation to prompt-driven approaches. Prompt-driven segmentation allows users to guide the segmentation process through simple interactions, enhancing flexibility and adaptability.

Point-Driven Segmentation. Points represent one of the most intuitive forms of interaction. Early works such as [3] utilized deep learning to process point prompts. The Segment Anything Model (SAM) [1] further advanced point-driven segmentation with its innovative ambiguity-aware design, capable of generating multiple reasonable segmentation candidates for a single point click and providing confidence scores for each candidate. This feature allows SAM to handle the inherent ambiguity of point locations, such as when a point falls on overlapping objects. However, SAM primarily relies on spatial prompts and may struggle to accurately segment specific semantic targets without semantic understanding.

Text-Driven Segmentation. Text prompts provide rich semantic information, capable of describing target attributes and contextual relationships. In recent years, several studies have explored text-driven segmentation methods. The emergence of the CLIP model [4] provided a powerful foundation for vision-language tasks. Building on this, a series of works such as LAVT [5], EVF-SAM [2], and LISA [6] explored how to integrate text understanding capabilities with segmentation models. Particularly, EVF-SAM incorporates early vision-language fusion, enabling SAM to respond to text prompts, providing an important foundation for our work. However, purely text-driven methods may have limitations in precise spatial localization of targets.

Multi-Modal Prompt Fusion. Methods combining multiple types of prompts have recently gained attention, with approaches like SEEM [7] and SegGPT [8] attempting to unify multiple prompt modalities. However, these methods

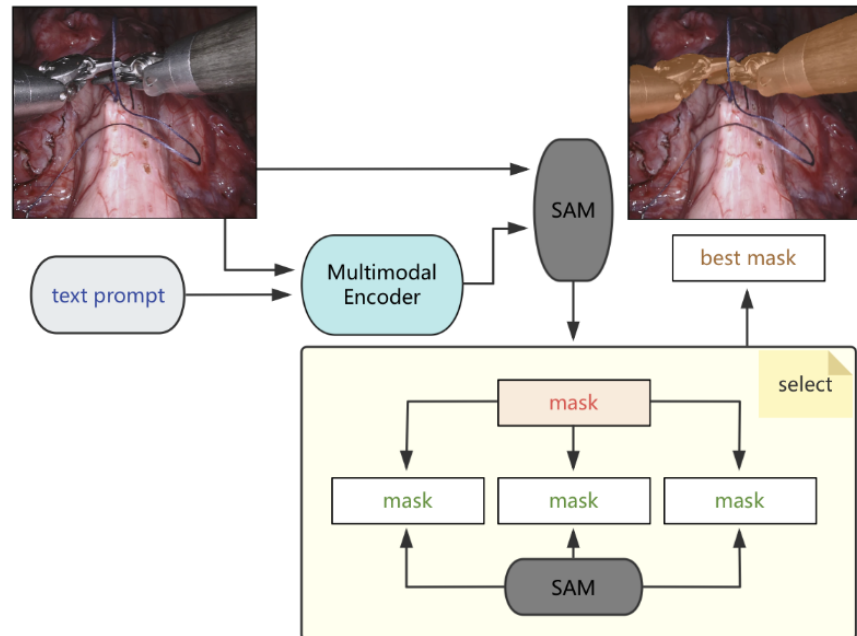


Figure 1: Overview of the BiPrompt-SAM framework. Our method leverages point prompts to generate multiple candidate masks, while simultaneously using text prompts to generate a semantically guided mask, then selects the best point-generated mask based on similarity as the final output.

typically require substantial training data and complex model architectures. In contrast, our BiPrompt-SAM proposes a lightweight explicit selection mechanism that effectively combines the advantages of point and text prompts without modifying existing model architectures or requiring additional training.

2.2 Medical Image Segmentation

Medical image segmentation presents unique challenges, including scarcity of annotated data, blurry target boundaries, and domain specificity. Traditional medical segmentation methods such as UNet [9] and TerausNet [10] are specifically designed for medical images but may have limited generalization capabilities.

Recently, researchers have attempted to apply SAM to the medical domain, with approaches like MedSAM [11] and SAM-Med2D [12] improving performance through domain-specific fine-tuning. Another direction involves leveraging medical professional text knowledge to guide segmentation, as in Medical SAM-Adapter [13]. Our BiPrompt-SAM complements these approaches by combining the spatial precision of points with the professional semantic understanding of text, offering a new perspective for medical image segmentation.

2.3 Mixture of Experts

Mixture of Experts (MoE) [14] is a machine learning architecture composed of multiple "expert" networks and a "gating" network. Each expert processes a specific input subspace, with the gating network determining how to combine the experts' outputs.

In recent years, MoE has regained attention in large language models and multi-modal learning [15, 16]. In computer vision, MoE has been used to fuse different visual features or handle different types of scenes [17].

Our BiPrompt-SAM draws inspiration from the core idea of MoE, viewing the point and text modules as two distinct "experts" and using similarity scores as a simplified "gating mechanism." This simplified MoE design allows us to effectively combine the advantages of different modalities while maintaining simplicity and computational efficiency. Unlike traditional MoE, our method does not require training a gating network but directly uses mask similarity for expert selection.

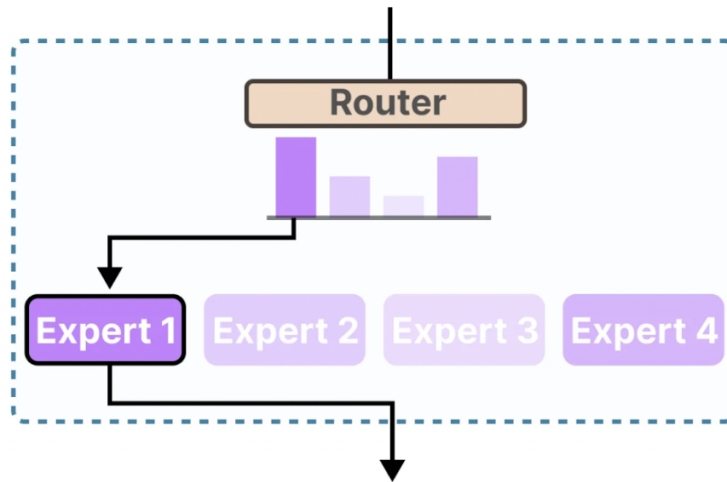


Figure 2: Comparison between BiPrompt-SAM and traditional MoE.

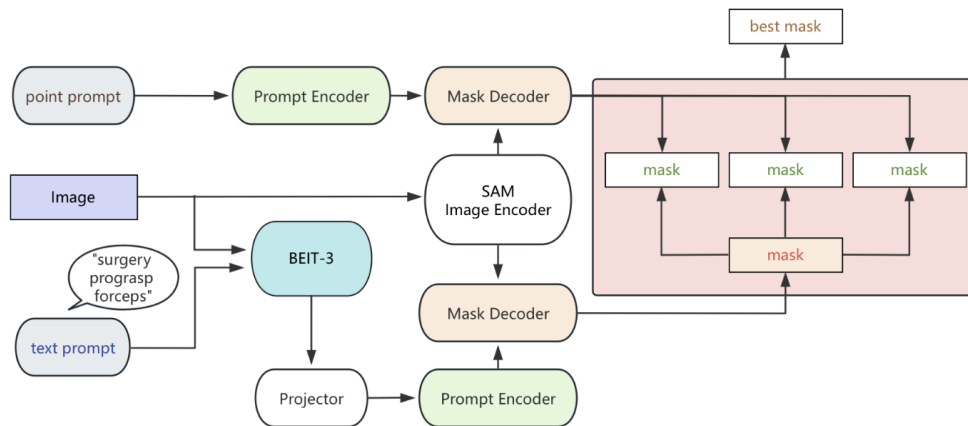


Figure 3: BiPrompt-SAM method architecture. The left branch processes point prompts using SAM to generate multiple candidate masks; the right branch processes text prompts through EVF-SAM to generate a semantically guided mask; the middle is the explicit selection module, selecting the final output based on IoU similarity.

3 Method

This section details the design of BiPrompt-SAM, including the overall architecture, explicit dual-selection mechanism, and implementation details.

3.1 Overall Architecture

BiPrompt-SAM aims to combine the spatial precision of point prompts with the semantic richness of text prompts through an explicit selection mechanism for high-quality image segmentation. Figure 3 outlines our method’s architecture.

Our framework is based on two key components: (1) the original SAM model for processing point prompts and generating multiple candidate masks; and (2) the EVF-SAM model for processing text prompts and generating semantically guided masks. We do not modify the internal structures of these two models but add a simple yet effective "explicit selection" module for evaluating and selecting the best mask.

3.2 Explicit Dual-Selection Mechanism

The explicit dual-selection mechanism is the core innovation of BiPrompt-SAM, building on SAM’s multi-mask generation capability and EVF-SAM’s text understanding ability. The steps are as follows:

3.2.1 Parallel Mask Generation

Given an input image I , a point prompt p , and a text prompt t , we first generate two types of masks in parallel:

$$\{M_1^p, M_2^p, \dots, M_k^p\} = \text{SAM}(I, p, \text{multimask} = \text{True}) \quad (1)$$

$$M^t = \text{EVF-SAM}(I, t) \quad (2)$$

where $\{M_1^p, M_2^p, \dots, M_k^p\}$ are k candidate masks generated by SAM based on the point prompt, typically $k = 3$, consistent with the SAM paper’s statement "We found 3 mask outputs is sufficient to address most common cases". M^t is the single mask generated by EVF-SAM based on the text prompt.

3.2.2 Cross-Modal Mask Evaluation

Next, we compute the similarity between the text-generated mask and each point-generated mask:

$$S_i = \text{Similarity}(M^t, M_i^p), \quad i \in \{1, 2, \dots, k\} \quad (3)$$

Here, we use IoU (Intersection over Union) as the similarity metric:

$$\text{IoU}(M^t, M_i^p) = \frac{|M^t \cap M_i^p|}{|M^t \cup M_i^p|} \quad (4)$$

IoU measures the degree of overlap between masks, with higher values indicating greater similarity.

3.2.3 Optimal Mask Selection

Finally, we select the point-generated mask with the highest similarity to the text-generated mask as the final output:

$$M^* = M_j^p, \quad \text{where } j = \arg \max_i S_i \quad (5)$$

This selection mechanism implicitly combines the spatial precision of point prompts with the semantic understanding capability of text prompts.

3.3 Connection to Mixture of Experts

Our explicit dual-selection method can be viewed as a simplified Mixture of Experts (MoE) system. In traditional MoE, multiple "experts" process inputs in parallel, with a "gating network" learning how to combine the outputs of various experts. Corresponding to our method:

- **Expert 1:** The point prompt processing module (SAM), generating multiple candidate masks.
- **Expert 2:** The text prompt processing module (EVF-SAM), generating a semantically guided mask.
- **Simplified Gating:** The IoU similarity-based selection mechanism, determining which point expert’s output to adopt.

Unlike traditional MoE, our gating mechanism has no learnable parameters but directly uses mask similarity, making the method simple to implement and computationally efficient. Despite this simplification, the design preserves the core idea of MoE: leveraging the complementary advantages of different experts.

Algorithm 1 BiPrompt-SAM Inference Algorithm

Require: Input image I , point prompt p , text prompt t **Ensure:** Segmentation mask M^*

- 1: Compute image embedding $E = \text{ImageEncoder}(I)$
 - 2: Generate point prompt masks $\{M_1^p, M_2^p, M_3^p\} = \text{SAM}(E, p, \text{multimask} = \text{True})$
 - 3: Generate text prompt mask $M^t = \text{EVF-SAM}(E, t)$
 - 4: **for** $i = 1$ to 3 **do**
 - 5: Compute similarity $S_i = \text{IoU}(M^t, M_i^p)$
 - 6: **end for**
 - 7: Select best mask $j = \arg \max_i S_i$
 - 8: Return final mask $M^* = M_j^p$
-

3.4 Implementation Details

The implementation of BiPrompt-SAM is based on the official code of SAM and EVF-SAM. We use SAM-ViT-H as the base model, with EVF-SAM using BEIT-3-Large as the multimodal encoder.

For multi-mask generation, we utilize SAM’s native functionality, obtaining three candidate masks by setting `multimask_output=True`. For text prompt processing, we leverage EVF-SAM’s text encoding and mask generation capabilities.

During inference, we first compute image embeddings, then process point and text prompts in parallel, generating corresponding masks. Finally, we select the best mask through IoU calculation. The entire process requires no model fine-tuning or additional training, simply performing mask selection at the inference stage.

4 Experiments

This section introduces the experimental setup, datasets, benchmark methods, and experimental results, comprehensively evaluating the performance of BiPrompt-SAM.

4.1 Experimental Setup

4.1.1 Datasets

We evaluate BiPrompt-SAM’s performance on two types of datasets: a medical image dataset and natural image referring segmentation datasets.

Endovis17: This is a surgical tool segmentation dataset containing surgical instrument instances from laparoscopic surgery videos. The dataset is challenging, featuring complex lighting, blur, and instrument overlaps. We follow the standard split, using the training set for model development and the test set for performance evaluation.

RefCOCO Series: These are standard benchmarks for evaluating referring segmentation models, including RefCOCO, RefCOCO+, and RefCOCOg. These datasets contain natural images and corresponding referring expressions, requiring models to segment specific targets based on text descriptions.

4.1.2 Evaluation Metrics

For Endovis17, we use mean Dice coefficient (mDice) and mean Intersection over Union (mIoU) as the primary evaluation metrics:

$$\text{Dice}(A, B) = \frac{2|A \cap B|}{|A| + |B|} \quad (6)$$

$$\text{IoU}(A, B) = \frac{|A \cap B|}{|A \cup B|} \quad (7)$$

For the RefCOCO series, we follow standard practice, using IoU as the primary evaluation metric, while also reporting Dice coefficients as supplementary information.

Table 1: Performance comparison on Endovis17 dataset

Method	mDice	mIoU
TernausNet	-	35.27%
S3Net	-	72.54%
TraSeTR	65.21%	60.40%
AdaptiveSAM	74.00%	72.00%
SurgicalSAM	-	69.94%
Surgical-DeSAM	89.62%	82.41%
GT Bbox + SAM	-	81.18%
BiPrompt-SAM (ours)	89.55%	81.46%

Table 2: Comparison of single modality and dual-selection strategy on Endovis17

Method	mDice	mIoU
Text prompt only	66.60%	52.23%
Point prompt only	78.23%	65.78%
Text-prompt dual selection (ours)	89.55%	81.46%

4.1.3 Implementation Details

We use pre-trained SAM-ViT-H models and EVF-SAM models based on BEiT-3-Large, without additional fine-tuning. All experiments were conducted on systems equipped with NVIDIA A100 GPUs. To simulate real-world scenarios with annotation scarcity, all our experiments strictly control each instance to be segmented using only one point prompt, which is more challenging than using multiple points or bounding box prompts.

4.2 Main Results

4.2.1 Results on Endovis17 Medical Dataset

Table 1 shows the comparison of BiPrompt-SAM with other state-of-the-art methods on the Endovis17 dataset. Our method achieves 89.55% mDice and 81.46% mIoU, comparable to or slightly surpassing the most advanced specialized medical segmentation models (such as Surgical-DeSAM). Particularly noteworthy is that our method achieves this performance level using only single-point prompts, without additional domain-specific training.

To gain a deeper understanding of BiPrompt-SAM’s performance, we also compare single point prompts, single text prompts, and our dual selection method, as shown in Table 2.

The results show that our dual-selection method significantly outperforms single-modality prompts, validating the effectiveness of explicitly combining the two modalities. While single text prompts provide semantic understanding, they have weaker spatial localization capabilities; single point prompts offer precise spatial localization but lack semantic understanding. Our method successfully combines the advantages of both.

4.2.2 Results on RefCOCO Series

On the RefCOCO series datasets, BiPrompt-SAM also demonstrates excellent performance, as shown in Table 3.

On all three sub-datasets, BiPrompt-SAM significantly outperforms existing methods, including those relying on large language models (such as GLaMM, u-LLaVA). Particularly on RefCOCO+ and RefCOCOg, our improvements are more significant, indicating that the explicit dual-selection method is especially effective in handling complex language descriptions and multiple similar object scenarios.

4.3 Ablation Studies

4.3.1 Impact of Text Prompts

To study the impact of text prompt quality on performance, we tested different text descriptions on the Endovis17 dataset, with results shown in Table 4.

Table 3: Performance comparison on RefCOCO series datasets (IoU %)

Method	RefCOCO	RefCOCO+	RefCOCOg	Avg.
LAVT	72.3	61.8	-	-
PolyFormer-L	76.6	71.2	71.2	73.0
UNINEXT-H	82.4	71.3	76.4	76.7
UniLSeg-100	81.6	73.2	-	-
UniRef++-L	79.8	67.8	72.8	73.5
LISA	73.8	62.0	68.5	68.1
PixelLM	72.4	65.0	70.5	69.3
PixelLLM	76.4	68.3	72.4	72.4
GLaMM	80.1	71.6	74.9	75.5
u-LLaVA	80.2	71.7	75.6	75.8
PSALM	83.2	72.8	74.4	76.8
EVF-SAM	82.0	75.1	77.8	78.3
BiPrompt-SAM (ours)	87.1	86.5	85.8	86.5

Table 4: Impact of different text prompts on Endovis17 performance

Text Prompt	Average mDice[mIoU]
"surgery tools"	83.76%[73.85%]
"shiny reflective mental surgery tools"	84.98%[75.67%]
"[class name]"	89.55% [81.46%]
"shiny reflective mental surgery [class name]"	88.87%[80.45%]

The results show that using accurate class names ("[class name]") as text prompts yields the best results. Adding additional descriptions (such as "shiny reflective mental"), while providing more context, may introduce noise and slightly reduce performance. This suggests that in the medical domain, concise and accurate professional terminology is more effective than lengthy descriptions.

4.3.2 Comparison of Fusion Strategies

We also explored methods of selecting through joint confidence scores (adaptive weight fusion):

$$\text{Score} = w_1 \cdot \text{Conf}_{\text{text}} + w_2 \cdot \text{Conf}_{\text{point}} + w_3 \cdot \text{IoU} \quad (8)$$

We found that performance is best when $w_1 = w_2 = 0$ (i.e., considering only IoU), validating the effectiveness of our original dual-selection method. This indicates that simple similarity metrics are sufficient to capture the complementary relationship between the two modalities, without requiring complex weight adjustments.

4.4 Qualitative Analysis

Figure 4 shows the visualization of BiPrompt-SAM’s segmentation results in different scenarios. In medical images, our method can accurately segment surgical instruments, even in complex scenes with overlaps and lighting variations. In natural images, BiPrompt-SAM can accurately segment target objects based on text descriptions and point locations, demonstrating the ability to handle multiple similar objects and partial occlusion situations.

Through visualization analysis, we observe that BiPrompt-SAM performs particularly well in the following scenarios: 1. Semantically complex but shape-defined objects (text provides semantics, clicks provide precise location) 2. Scenes with multiple similar objects (text provides distinguishing information, clicks provide target localization) 3. Partial occlusion or complex background scenes (two modalities complement each other)

These observations are consistent with our theoretical expectations, validating the effectiveness of the dual-selection method across different scenarios.




Figure 4: Visualization of BiPrompt-SAM segmentation results in different scenarios. (a-b) Endovis17 medical image results (c) RefCOCO natural image as a visual example.

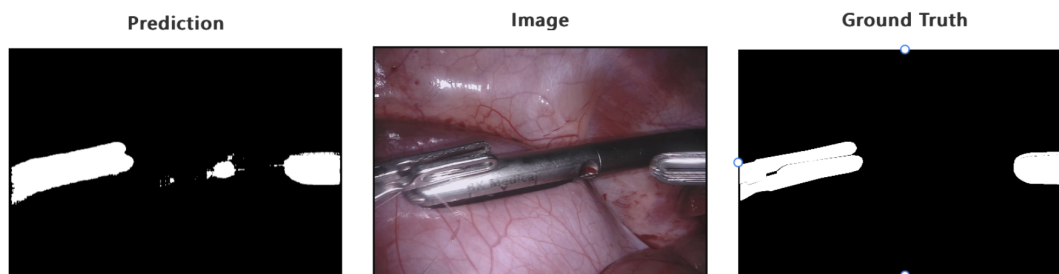


Figure 5: Example of BiPrompt-SAM's limitation. When multiple objects overlap and the click is in the overlapping area, the model may incorrectly include non-target objects in the segmentation result.

5 Discussion

5.1 Advantages and Limitations

BiPrompt-SAM demonstrates several advantages. First, it effectively combines the strengths of point and text prompts through a simple explicit selection mechanism, without requiring complex feature fusion or model modifications. Second, it is simple to implement and computationally efficient, adding only a mask selection step at the inference stage without additional training. Third, the method performs excellently across multiple domains, including medical image and natural image segmentation.

However, our method also has some limitations. First, it may face challenges in extreme lighting conditions or complex instrument interactions where images are excessively blurred due to motion. Second, we observe that the method has some sensitivity to point locations. For example, when multiple different instruments overlap and the point is located at the overlap, non-target objects may be incorrectly included in the segmentation result. As shown in Figure 5, even with text prompt assistance, it is difficult to completely resolve ambiguity in such cases.

5.2 Comparison with Existing Methods

Compared to existing multi-modal segmentation methods, BiPrompt-SAM offers a new perspective. Traditional methods like SEEM and SegGPT typically integrate multiple prompts through feature fusion or joint training, requiring model architecture modifications and potentially introducing additional computational burden. In contrast, our method preserves the complete functionality of the original SAM and EVF-SAM, adding only a simple selection mechanism at the inference stage, achieving lightweight fusion.

This "late fusion" strategy, though simple, demonstrates competitive or even superior performance on multiple benchmarks. This suggests that complex feature-level integration may not be necessary for multi-modal prompt fusion, and explicit selection based on similarity metrics can effectively leverage the complementary strengths of different modalities.

5.3 Potential Applications

BiPrompt-SAM has potential applications in various fields. In medical imaging, it can assist doctors in accurately segmenting organs, tissues, or lesions with minimal interaction, particularly valuable in surgical planning and intraoperative navigation. In natural image processing, it could enhance content creation tools, allowing users to precisely select and edit objects through simple interactions.

Additionally, the concept of explicit selection between modalities may inspire new approaches in multi-modal learning beyond segmentation, such as in object detection, visual question answering, and other vision-language tasks.

6 Conclusion

In this paper, we proposed BiPrompt-SAM, a novel dual-modal prompt segmentation framework that combines the spatial precision of point prompts with the semantic richness of text prompts through an explicit selection mechanism. Our method is inspired by Mixture of Experts systems but simplified through direct mask similarity calculations instead of learnable gating networks. Extensive experiments on both medical image (Endovis17) and natural image (RefCOCO series) datasets demonstrate that BiPrompt-SAM achieves state-of-the-art performance across domains, significantly outperforming both single-modality methods and existing multi-modal approaches.

The success of BiPrompt-SAM suggests that simple explicit selection mechanisms can be highly effective for multi-modal fusion, challenging the notion that complex feature-level integration is always necessary. Our approach not only provides a practical solution for high-quality segmentation but also offers a new perspective on combining complementary information from different modalities.

Future work could explore extending this approach to more modalities, developing learnable selection mechanisms, and applying the concept to other vision-language tasks beyond segmentation. Additionally, addressing the current limitations regarding object overlaps and extreme conditions would further enhance the method's robustness in real-world applications.

References

- [1] Alexander Kirillov, Eric Mintun, Nikhila Ravi, Hanzi Mao, Chloe Rolland, Laura Gustafson, Tete Xiao, Spencer Whitehead, Alexander C Berg, Wan-Yen Lo, Piotr Dollár, and Ross Girshick. Segment anything. In *ICCV*, 2023.
- [2] Xinyu Zhang, Yixiao Shen, Xiaoyu Li, Yanjun Bao, Jinsheng Zhu, Xiangyu Wang, Yuhui Wang, Dong Jin, Zhuowen Tu, Wenliang Liu, Tianliang Chen, Chengjie Xiao, Qin Jin, Wei Zhang, Wenhao Jiang, Yuchao Tian, and Lei Zhang. Evf-sam: Early vision-language fusion for text-prompted segment anything model. *arXiv preprint arXiv:2402.08705*, 2024.
- [3] Ning Xu, Brian Price, Scott Cohen, Jimei Yang, and Thomas S Huang. Deep interactive object selection. In *CVPR*, 2016.
- [4] Alec Radford, Jong Wook Kim, Chris Hallacy, Aditya Ramesh, Gabriel Goh, Sandhini Agarwal, Girish Sastry, Amanda Askell, Pamela Mishkin, Jack Clark, Gretchen Krueger, and Ilya Sutskever. Learning transferable visual models from natural language supervision. In *ICML*, 2021.
- [5] Mengmeng Yang, Hai Hu, Weiyue Li, Siliang H Feng, and Yujiu Wu. Lavt: Language-aware vision transformer for referring image segmentation. In *CVPR*, 2022.
- [6] Xiang Lai, Minheng Cho, and Zhuotao Liu. Lisa: Reasoning segmentation via large language model. *arXiv preprint arXiv:2308.00692*, 2023.

- [7] Xueyan Zou, Jianwei Cao, Zhuotao Yao, Liang Zhou, Yu Yang, Zexian Ruan, Long Zhou, Zhiwen Yu, and Tianyi Yu. Segment everything everywhere all at once. *arXiv preprint arXiv:2304.06718*, 2023.
- [8] Xinlong Wang, Hao Zhu, Shaoshuai Bai, Shen Tian, Xiaole Zhu, Song Bai, Jingdong Tang, and Qinghua Hu. Seggpt: Segmenting everything in context. *arXiv preprint arXiv:2304.03284*, 2023.
- [9] Olaf Ronneberger, Philipp Fischer, and Thomas Brox. U-net: Convolutional networks for biomedical image segmentation. In *MICCAI*, 2015.
- [10] Vladimir Iglovikov and Alexey Shvets. Terausnet: U-net with vgg11 encoder pre-trained on imagenet for image segmentation. *arXiv preprint arXiv:1801.05746*, 2018.
- [11] Jun Ma, Li Liu, Yixiao Xie, Siyu Chen, Brent C Munsell, Tianbao Xu, Yun Fu, and Yongjun Zhu. Segment anything in medical images. *arXiv preprint arXiv:2304.12306*, 2023.
- [12] Jun Cheng, Jin Zhang, Yu Han, Pengfei Li, Zaiyi Tang, Yang Xiao, Wei Yang, Jianpin Li, Xiaowen Min, Kai Ma, Zhongwei Zhang, and Jie Tian. Sam-med2d: Segment anything model for 2d medical images. *arXiv preprint arXiv:2308.16184*, 2023.
- [13] Zhongkai Wu, Yang Yang, Zhongying Fu, Anni Yan, Yiwen Zhang, Yizhou Yu, Jianbo Jiao, Lu Zhang, Yizhou Wang, and Nassir Navab. Medical sam adapter: Adapting segment anything model for medical image segmentation. *arXiv preprint arXiv:2304.12620*, 2023.
- [14] Robert A Jacobs, Michael I Jordan, Steven J Nowlan, and Geoffrey E Hinton. Adaptive mixtures of local experts. *Neural Computation*, 3(1):79–87, 1991.
- [15] Noam Shazeer, Azalia Mirhoseini, Krzysztof Maziarz, Andy Davis, Quoc Le, Geoffrey Hinton, and Jeff Dean. Outrageously large neural networks: The sparsely-gated mixture-of-experts layer. In *ICLR*, 2017.
- [16] William Fedus, Barret Zoph, and Noam Shazeer. Switch transformers: Scaling to trillion parameter models with simple and efficient sparsity. *Journal of Machine Learning Research*, 23(120):1–39, 2022.
- [17] Xin Wang, Fisher Yu, Lisa Dunlap, Yi-An Ma, Ruth Wang, Azalia Mirhoseini, Trevor Darrell, and Joseph E Gonzalez. Deep mixture of experts via shallow embedding. In *UAI*, 2020.