

Liquidity Competition Between Brokers and an Informed Trader ^{*}

Ryan Donnelly^a, Zi Li^a

^a*Department of Mathematics, King's College London,
Strand, London, WC2R 2LS, United Kingdom*

Abstract

We study a multi-agent setting in which brokers transact with an informed trader. Through a sequential Stackelberg-type game, brokers manage trading costs and adverse selection with an informed trader. In particular, supplying liquidity to the informed traders allows the brokers to speculate based on the flow information. They simultaneously attempt to minimize inventory risk and trading costs with the lit market based on the informed order flow, also known as the internalization-externalization strategy. We solve in closed form for the trading strategy that the informed trader uses with each broker and propose a system of equations which classify the equilibrium strategies of the brokers. By solving these equations numerically we may study the resulting strategies in equilibrium. Finally, we formulate a competitive game between brokers in order to determine the liquidity prices subject to precommitment supplied to the informed trader and provide a numerical example in which the resulting equilibrium is not Pareto efficient.

Keywords: informed trading, market making, equilibrium, algorithmic trading

1. Introduction

In financial markets, it is common that different parties have different information, a phenomenon referred to as information asymmetry. When dealing with order flow from informed traders, counterparties are generally adversely selected against and provide liquidity at a loss. There is extensive literature on informed and uninformed trading. Early models that deal with information asymmetry include Glosten and Milgrom (1985) and Kyle (1985). In Kyle (1985), the informed trader has superior information about the payoff of the asset, while noise traders trade randomly. Both the informed and uninformed traders interact with a dealer who

*

Email addresses: ryan.f.donnelly@kcl.ac.uk (Ryan Donnelly), zi.2.li@kcl.ac.uk (Zi Li)

specifies execution prices contingent on total order flow. The problem is analyzed by solving for an equilibrium between the dealer’s price strategy and the informed trader’s order flow strategy. Recently, Herdegen et al. (2023) studies a one-shot Nash competition between an arbitrary number of identical dealers that compete for the order flow of a client. When quoting their price schedules, the dealers do not know the client’s type but only the distribution of clients. Cartea and Sánchez-Betancourt (2022) characterizes a perfect information Nash equilibrium between a broker and her clients — an informed trader and an uninformed trader in an over-the-counter market. Different from Herdegen et al. (2023), the broker can distinguish the type of traders and therefore quote bespoke prices as well as extract superior information from the informed trading flow. In addition to the game setting, some work studies brokers’ optimization of trading performance despite the presence of an exogenous informed flow. Barzykin et al. (2024) considers a central trading desk which aggregates the inflow of clients’ orders with unobserved toxicity, and formulates this optimal unwinding problem as a partially observable stochastic control problem. The academic work on detection and prediction of toxic flows also receives a significant amount of attention, see Cartea et al. (2023) and Easley et al. (2011).

In addition to utilizing information to make profitable trades, agents are concerned with minimizing trading costs and managing inventory risks. This type of optimal execution problem has also been heavily studied. Bertsimas and Lo (1998) and Almgren and Chriss (2001) provide a groundwork for this type of problems in discrete time by modeling the permanent and temporary price impact caused by an agent’s trades. Analogous models and results in continuous time are provided in Guéant et al. (2012) and Forsyth et al. (2012). Optimal execution models can also be adapted to scenarios that include trading based on access to information, for example statistical arbitrage. One of the early studies in this line of research is Cartea et al. (2014), which develops a market-making model with a mean-reverting alpha component in the underlying asset price. Other market signals based on book volume imbalance have also been used, e.g. Cartea et al. (2018); Donnelly and Lorig (2020).

The actions of an individual agent in a financial market will impact the behaviour of other agents. It is essential to formulate and study models in which multiple agents act simultaneously. There are numerous works in optimal execution which model the interaction between multiple agents, including Schied and Zhang (2019), Huang et al. (2019), and Donnelly and Lorig (2020). Our model is a generalization of the single broker and the single informed trader model considered in Cartea and Sánchez-Betancourt (2022). While Bergault and Sánchez-Betancourt (2024) is an extension of Cartea and Sánchez-Betancourt (2022) where a large group of informed traders and one broker are considered in a mean-field setting, here we consider a setting in which a finite number of brokers trade strategically with a single informed

trader.

This paper studies the optimal strategies of a group of brokers who act as liquidity providers to other agents. These brokers have as clients an informed trader and an uninformed trader, both of whom trade with all of the brokers simultaneously on bespoke quotes streamed by each broker. The informed trader has privileged information about the trend component of the asset price, while the uninformed trader has no informational advantage and their trades are exogenous and non-directional. In our model, the brokers can extract this privileged information from the informed order flow. Therefore, they can speculate based on the signal in the lit market while externalizing flow from both the informed and uninformed traders. The brokers and the informed trader maximize their expected wealth, while minimizing inventory holdings. When the finite time horizon is reached, each agent that has unsold units of the asset recovers a salvage cost for their remaining inventory. Once the optimal actions of each agent are determined, we demonstrate how the brokers select the liquidity price they offer to the informed trader through an equilibrium mechanism.

The remainder of this paper is organized as follows. Section 2 introduces the model and optimization problems solved by the broker and the informed trader. We first study the informed trader's problem, and derive his optimal strategy in closed-form. With the informed trader's optimal strategy at hand, we then turn to the brokers' problem. Section 3 we conduct a numerical simulation of the strategies of all agents. In Section 4 we demonstrate how brokers will select their liquidity prices in equilibrium in order to maximize their own value, and investigate how risk-aversion parameters affect the selection of these liquidity prices in equilibrium. Section 5 concludes.

2. Model

Consider a market with N brokers, an informed trader, and an uninformed trader.¹ In this market only the N brokers can provide liquidity by streaming quotes to the informed and uninformed traders. The informed and uninformed traders submit trades to all brokers simultaneously. The brokers know the identity of clients, and so they can supply different quotes to informed and uninformed traders. Additionally, the brokers are able to submit trades to a lit market.

Let $T > 0$ be a finite-time horizon and $\mathcal{T} = [0, T]$. We work in a probability space

¹The model treats each the informed and uninformed trader as an individual agent, but they could represent an aggregate of all informed and uninformed trading activity.

$(\Omega, \mathcal{F}, \mathbb{F} = (\mathcal{F}_t)_{t \in \mathcal{T}}, \mathbb{P})$ satisfying the usual conditions and supporting $N+2$ Brownian motions W^S , W^α , and $W^{U,j}$ for $j = 1, \dots, N$. The Brownian motions W^S and W^α are independent of all others, but the collection $W^{U,j}$ for $j = 1, \dots, N$ has constant correlation matrix $\rho = (\rho_{i,j})$. The mid-price $(S_t)_{t \in \mathcal{T}}$ of the asset in the lit market satisfies

$$dS_t = \left(\sum_{j=1}^N b_j \nu_t^j + \alpha_t \right) dt + \sigma dW_t^S, \quad S_0 \in \mathbb{R}^+, \quad (1)$$

$$d\alpha_t = -\theta \alpha_t dt + \eta dW_t^\alpha, \quad \alpha_0 \in \mathbb{R}, \quad (2)$$

where σ , η , θ , and b_j for $j \in \{1, \dots, N\}$ are positive constants. In equation (1), the first N terms in the drift represent the impacts each broker has on the mid-price, where $(\nu_t^j)_{t \in \mathcal{T}}$ represents broker j 's trading speed in the lit market and b_j is the price impact parameter for broker j . The additional information held by the informed trader flows into the price of the asset via the last term of the drift in equation (1), represented by α_t . This additional information is generally known as ‘alpha’ and we assume that it is mean-reverting with dynamics given by equation (2).

Temporary price impacts occur when the brokers trade in the lit market. Specifically, the transaction price achieved by broker j is

$$\hat{S}_t^j = S_t + k_j \nu_t^j, \quad j \in \{1, \dots, N\},$$

where $k_j > 0$ is the temporary price impact parameter. The informed and uninformed agents do not trade in the lit market, but instead submit trades to each of the brokers who provide them with liquidity. We assume that the identity of each trader is known to the brokers and a customized quote is made correspondingly. In particular, at time t , broker j receives orders from the informed trader at speed ω_t^j and from the uninformed trader at speed u_t^j . Broker j quotes the prices $\hat{S}_t^{I,j}$ and $\hat{S}_t^{U,j}$ for each type of trader. The cost of liquidity provided by each broker to both types of agent are specified as a function of each trader’s rate of trading. The quotes (i.e., execution prices if there is a trade) for the informed and uninformed traders are

$$\hat{S}_t^{I,j} = S_t + \kappa_j \omega_t^j \quad \text{and} \quad \hat{S}_t^{U,j} = S_t + c_j u_t^j, \quad j \in \{1, \dots, N\}, \quad (3)$$

respectively, where the liquidity cost parameters $\kappa_j > 0$ are known by the informed trader and $c_j > 0$ are known by the uninformed; when the trading rate is positive (negative) the trader buys (sells) the asset.

In the remainder of this section, subsection 2.1 specifies and solves the informed trader’s problem, and subsection 2.2 specifies and solves the problem faced by the brokers.

2.1. Informed Trader's strategy

The informed trader knows the alpha component (2) of the mid-price but not the brokers' trading rates ν^j in the lit market. The filtration of the informed trader $(\mathcal{F}_t^I)_{t \in \mathcal{T}}$ is given by

$$\mathcal{F}_t^I := \sigma \left[\{S_u\}_{u \leq t}, \{\alpha_u\}_{u \leq t} \right].$$

Here we follow an analysis similar to Cartea and Sánchez-Betancourt (2022) in which the informed trader incorporates model ambiguity with respect to the assets dynamics because he is unable to observe the trades of the brokers in the lit market. To this end, we specify a new probability measure \mathbb{P}^I fixed by the informed trader under which the dynamics of the asset price are

$$\begin{aligned} dS_t &= \alpha_t dt + \sigma d\widetilde{W}_t^S, & S_0 &\in \mathbb{R}^+, \\ d\alpha_t &= -\theta \alpha_t dt + \eta dW_t^\alpha, & \alpha_0 &\in \mathbb{R}, \end{aligned}$$

where $(\widetilde{W}_t^S)_{t \in \mathcal{T}}$ and $(W_t^\alpha)_{t \in \mathcal{T}}$ are \mathbb{P}^I -Brownian motions independent of each other, and he works on a complete filtered probability space $(\Omega, \mathcal{F}, \mathbb{P}^I = (\mathcal{F}_t^I)_{t \in \mathcal{T}}, \mathbb{P}^I)$. The set of admissible strategies for the informed trader is

$$\begin{aligned} \mathcal{A}^I := & \left\{ \boldsymbol{\omega} = (\boldsymbol{\omega}_t)_{t \in \mathcal{T}} = (\omega_t^1, \dots, \omega_t^N)_{t \in \mathcal{T}} \mid \boldsymbol{\omega} \text{ is } \mathbb{P}^I \text{ - progressively measurable,} \right. \\ & \left. \text{and } \mathbb{E}^{\mathbb{P}^I} \left[\int_0^T |\boldsymbol{\omega}_s|^2 ds \right] < \infty \right\}, \end{aligned}$$

where $\mathbb{E}^{\mathbb{P}^I}[\cdot]$ denotes \mathbb{P}^I -expectation. Recall that ω_t^j is the speed at which the informed trader submits trades to broker $j \in \{1, \dots, N\}$ at time t , and so the informed trader's inventory process $(Q_t^I)_{t \in \mathcal{T}}$ and cash process $(X_t^I)_{t \in \mathcal{T}}$ satisfy

$$\begin{aligned} dQ_t^I &= \sum_{j=1}^N \omega_t^j dt, & Q_0^I &= 0, \\ dX_t^I &= - \sum_{j=1}^N (S_t + \kappa_j \omega_t^j) \omega_t^j dt, & X_0^I &= 0. \end{aligned}$$

where $\kappa_j > 0$ is the price that broker j charges the informed trader for liquidity for any $j \in \{1, \dots, N\}$.

The informed trader knows that his information about the drift of the mid-price process under measure \mathbb{P}^I is incomplete, and therefore considers alternative models of the mid-price

dynamics under a candidate measure \mathbb{Q}^I equivalent to \mathbb{P}^I . Define a Radon-Nikodym derivative process by

$$\frac{d\mathbb{Q}^I(y^S)}{d\mathbb{P}^I} \Big|_t = \exp \left\{ -\frac{1}{2} \int_0^t (y_u^S)^2 du - \int_0^t y_u^S d\widetilde{W}_u^S \right\},$$

and define the full class of candidate measures considered by the informed trader by

$$\mathcal{Q}^I = \left\{ \mathbb{Q}^I(y^S) : y^S \text{ is } \mathbb{F}^I \text{-adapted, and } \left(\frac{d\mathbb{Q}^I(y^S)}{d\mathbb{P}^I} \Big|_t \right)_{t \in \mathcal{T}} \text{ is a martingale under } \mathbb{P}^I \right\}.$$

In the new measure $\mathbb{Q}^I(y^S)$, the dynamics of the mid-price is changed to

$$dS_t = (\alpha_t - \sigma y_t^S) dt + \sigma d\overline{W}_t^S,$$

where $(\overline{W}_t^S)_{t \in \mathcal{T}}$ is a \mathbb{Q}^I -Browian motion. Within the set of candidate measures \mathcal{Q}^I , the informed trader aims to rank the candidates and choose the one that makes his strategy the more robust to the misspecification. Therefore, a penalty is introduced to measure the ‘cost’ of deviation from the reference measure, i.e. rejecting the reference measure \mathbb{P}^I and accepting a candidate measure \mathbb{Q}^I . A popular choice for the penalty function is the relative entropic penalty function

$$\mathcal{H}_{t,T}^I(\mathbb{Q}^I | \mathbb{P}^I) = \frac{1}{\varphi_I} \log \left\{ \left(\frac{d\mathbb{Q}^I}{d\mathbb{P}^I} \right)_T / \left(\frac{d\mathbb{Q}^I}{d\mathbb{P}^I} \right)_t \right\},$$

where $\varphi_I > 0$ is the ambiguity aversion parameter that shows the confidence of the informed trader towards his reference model. In the case where φ_I is very small, the informed trader is extremely confident about the reference model as any deviation from the reference model is costly. In the limiting case where $\varphi_I \rightarrow 0$, the informed trader rejects any alternative models. On the other hand, when φ_I is very large, considering alternative models results in a very small penalty, indicating that the informed trader is extremely ambiguous about the reference model. In the extreme case where $\varphi_I \rightarrow \infty$, the informed trader focuses on the worst scenario when trading.

In this way, the informed trader’s optimization problem becomes

$$H^I(t, \alpha, S, q^I, x^I) = \sup_{\omega \in \mathcal{A}^I} \inf_{\mathbb{Q}^I \in \mathcal{Q}^I} \mathbb{E}_{t, \alpha, S, q^I, x^I}^{\mathbb{Q}^I} \left[X_T^I + Q_T^I S_T - a_I (Q_T^I)^2 - \phi_I \int_t^T (Q_u^I)^2 du + \mathcal{H}_{t,T}^I(\mathbb{Q}^I | \mathbb{P}^I) \right], \quad (4)$$

where $\mathbb{E}_{t, \alpha, S, q^I, x^I}^{\mathbb{Q}^I}[\cdot]$ denotes \mathbb{Q}^I -expectation conditional on $\alpha_t = \alpha$, $S_t = S$, $X_t^I = x^I$ and $Q_t^I = q^I$, and $a_I \geq 0$ and $\phi_I \geq 0$ are the terminal and running inventory penalty parameters,

respectively. By the dynamic programming principle, the associated HJB–Isaacs (HJBI) equation is

$$\begin{aligned} & \partial_t H^I + \mathcal{L}^\alpha H^I - \phi_I (q^I)^2 + \alpha \partial_S H^I + \frac{1}{2} \sigma^2 \partial_S^2 H^I + \inf_{y^S} \left\{ -\sigma y^S \partial_S H^I + \frac{(y^S)^2}{2 \varphi_I} \right\} \\ & + \sup_{\omega^1, \dots, \omega^N} \left\{ \left(\sum_{j=1}^N \omega^j \right) \partial_{q^I} H^I - \left(\sum_{j=1}^N (S + \kappa_j \omega^j) \omega^j \right) \partial_{x^I} H^I \right\} = 0, \end{aligned} \quad (5)$$

with terminal condition $H^I(T, \alpha, S, q^I, x^I) = x^I + S q^I - a_I (q^I)^2$, where

$$\mathcal{L}^\alpha = -\theta \alpha \partial_\alpha + \frac{1}{2} \eta^2 \partial_\alpha^2, \quad (6)$$

is the infinitesimal generator of the process α . The optimizers within (5) are

$$y^{S*} = \varphi^I \sigma \partial_S H \quad \text{and} \quad \omega^{j*} = \frac{1}{\kappa_j} \frac{\partial_{q^I} H^I - S \partial_{x^I} H^I}{2 \partial_{x^I} H^I}. \quad (7)$$

Substituting these controls back into (5), we get the partial differential equation (PDE)

$$\begin{aligned} & \partial_t H^I + \mathcal{L}^\alpha H^I - \phi_I (q^I)^2 + \alpha \partial_S H^I + \frac{1}{2} \sigma^2 \partial_S^2 H^I \\ & - \frac{1}{2} \varphi_I (\sigma \partial_S H^I)^2 + \left(\sum_{j=1}^N \frac{1}{\kappa_j} \right) \frac{(\partial_{q^I} H^I - S \partial_{x^I} H^I)^2}{4 \partial_{x^I} H^I} = 0. \end{aligned} \quad (8)$$

Proposition 1 (Solution to HJBI Equation). *The HJBI equation (8) admits the ansatz*

$$H^I(t, \alpha, S, q^I, x^I) = x^I + S q^I + h_0^I(t, \alpha) + h_1^I(t, \alpha) q^I + h_2^I(t) (q^I)^2, \quad (9)$$

with the functions h_0^I , h_1^I , and h_2^I given by

$$\begin{aligned} h_0^I(t, \alpha) &= f_0^I(t) + \alpha^2 f_2^I(t), \\ h_1^I(t, \alpha) &= \alpha m^I(t), \\ h_2^I(t) &= -\sqrt{\kappa} \Phi \frac{\zeta e^{\gamma(T-t)} + e^{-\gamma(T-t)}}{\zeta e^{\gamma(T-t)} - e^{-\gamma(T-t)}}, \end{aligned}$$

where

$$\begin{aligned} \frac{1}{\kappa} &= \sum_{j=1}^N \frac{1}{\kappa_j}, \quad \Phi = \frac{1}{2} \varphi_I \sigma^2 + \phi_I, \\ \gamma &= \sqrt{\frac{\Phi}{\kappa}}, \quad \zeta = \frac{a_I + \sqrt{\kappa} \Phi}{a_I - \sqrt{\kappa} \Phi}, \end{aligned}$$

and

$$\begin{aligned}
m^I(t) &= \frac{\zeta}{\theta + \gamma} \left(\frac{e^{-\theta(T-t)} - e^{\gamma(T-t)}}{e^{-\gamma(T-t)} - \zeta e^{\gamma(T-t)}} \right) - \frac{1}{\theta - \gamma} \left(\frac{e^{-\theta(T-t)} - e^{-\gamma(T-t)}}{e^{-\gamma(T-t)} - \zeta e^{\gamma(T-t)}} \right) \\
f_2^I(t) &= \int_t^T \frac{(m^I(u))^2}{4\kappa} e^{-2\theta(u-t)} du, \\
f_0^I(t) &= \int_t^T \eta^2 f_2^I(u) du.
\end{aligned}$$

Proof This can be checked by direct substitution of (9) into (8). \square

Theorem 2 (Verification Theorem). *The control problem in (4) has a classical solution. The value function in (4) is given by (9) and the optimal trading strategy of the informed trader with broker $j \in \{1, \dots, N\}$ is the admissible control given in feedback form by*

$$\omega_t^{j*} = \omega_0^j(t) \alpha_t + \omega_1^j(t) Q_t^{I*}, \quad \text{for } j \in \{1, \dots, N\}, \quad (10)$$

where

$$\omega_0^j(t) = \frac{1}{\kappa_j} \frac{m^I(t)}{2}, \quad \omega_1^j(t) = -\frac{1}{\kappa_j} \sqrt{\kappa} \Phi \frac{\zeta e^{\gamma(T-t)} + e^{-\gamma(T-t)}}{\zeta e^{\gamma(T-t)} - e^{-\gamma(T-t)}}. \quad (11)$$

The optimal change of measure is the admissible control given in feedback form by

$$y_t^{S*} = \varphi_I \sigma Q_t^{I*}. \quad (12)$$

Proof It is easy to prove that SDEs of α_t, S_t, Q_t^I under ω^* in (10) admits a unique solution for the following reasons. The system of SDEs of α_t, S_t, Q_t^I have a unique solution according to Theorem 5.2.1 of Øksendal (2003) as its drift and volatility functions satisfy the linear growth condition and are spatially Lipschitz. Furthermore, they satisfy $\mathbb{E}^{\mathbb{Q}^I} [\int_0^T |\cdot|^2 dt] \leq \infty$ under any $\mathbb{Q}^I \in \mathcal{Q}^I$. We then fix one element in sample space Ω , and solve for the ODE of X_t^I pathwise. The uniqueness of solution is guaranteed by Picard–Lindelöf Theorem.

We define a candidate value function $\hat{H}^I(t, \alpha, S, q^I, x^I) = x^I + S q^I + h_0^I(t, \alpha) + h_1^I(t, \alpha) q^I +$

$h_2^I(t) (q^I)^2$. From Itô's formula, we have for all $t \in \mathcal{T}$ and $(\omega, \mathbb{Q}^I(y^S)) \in (\mathcal{A}^I, \mathcal{Q}^I)$,

$$\begin{aligned} \hat{H}^I(T, \alpha_T, S_T, Q_T^I, X_T^I) &= \hat{H}^I(t, \alpha_t, S_t, Q_t^I, X_t^I) \\ &+ \int_t^T \left(\partial_t \hat{H}^I(u, \alpha_u, S_u, Q_u^I, X_u^I) + \mathcal{L}^\alpha \hat{H}^I(u, \alpha_u, S_u, Q_u^I, X_u^I) + Q_u^I (\alpha_u - \sigma y_u^S) \right. \\ &\quad \left. + (S_u + h_1^I(u, \alpha_u) + 2h_2^I(u)Q_u) \sum_{j=1}^N \omega_u^j - \sum_{j=1}^N (S_u + \kappa_j \omega_u^j) \omega_u^j \right) du \\ &+ \int_t^T (\partial_\alpha h_0^I(u, \alpha_u) + \partial_\alpha h_1^I(u, \alpha_u) Q_u^I) \eta dW_u^\alpha + \int_t^T Q_u^I \sigma d\bar{W}_u^S, \end{aligned}$$

where \bar{W}^S is a Brownian motion in $\mathbb{Q}^I(y^S)$. By taking a conditional expectation in $\mathbb{Q}(y^S)$ (denoted by $\mathbb{E}_t^{\mathbb{Q}^I(y^S)}$ for brevity) we get

$$\begin{aligned} \mathbb{E}_t^{\mathbb{Q}^I(y^S)} \left[\hat{H}^I(T, \alpha_T, S_T, Q_T^I, X_T^I) \right] &= \hat{H}^I(t, \alpha_t, S_t, Q_t^I, X_t^I) \\ &+ \mathbb{E}_t^{\mathbb{Q}^I(y^S)} \left[\int_t^T \left(\partial_t \hat{H}^I(u, \alpha_u, S_u, Q_u^I, X_u^I) + \mathcal{L}^\alpha \hat{H}^I(u, \alpha_u, S_u, Q_u^I, X_u^I) + Q_u^I (\alpha_u - \sigma y_u^S) \right. \right. \\ &\quad \left. \left. + (S_u + h_1^I(u, \alpha_u) + 2h_2^I(u)Q_u) \sum_{j=1}^N \omega_u^j - \sum_{j=1}^N (S_u + \kappa_j \omega_u^j) \omega_u^j \right) du \right]. \end{aligned}$$

Since \hat{H}^I satisfies equation (5), we have

$$\begin{aligned} \partial_t \hat{H}^I(u, \alpha_u, S_u, Q_u^I, X_u^I) + \mathcal{L}^\alpha \hat{H}^I(u, \alpha_u, S_u, Q_u^I, X_u^I) - \phi_I (Q_u^I)^2 + Q_u^I (\alpha_u - \sigma y_u^S) \\ + \frac{(y_u^S)^2}{2\phi_I} + (S_u + h_1^I(u, \alpha_u) + 2h_2^I(u)Q_u) \sum_{j=1}^N \omega_u^{j*} - \sum_{j=1}^N (S_u + \kappa_j \omega_u^{j*}) \omega_u^{j*} \geq 0, \end{aligned}$$

hence, for function ω^* in (10) and all $\mathbb{Q}^I(y^S) \in \mathcal{Q}^I$ we get

$$\mathbb{E}_t^{\mathbb{Q}^I(y^S)} \left[\hat{H}^I(T, \alpha_T, S_T, Q_T^I, X_T^I) \right] \geq \hat{H}^I(t, \alpha_t, S_t, Q_t^I, X_t^I) + \mathbb{E}_t^{\mathbb{Q}^I(y^S)} \left[\phi_I \int_t^T (Q_u^I)^2 du - \mathcal{H}_{t,T}^I(Q^I | \mathbb{P}^I) \right].$$

Therefore,

$$\begin{aligned} \hat{H}^I(t, \alpha_t, S_t, Q_t^I, X_t^I) &\leq \mathbb{E}_t^{\mathbb{Q}^I(y^S)} \left[\hat{H}^I(T, \alpha_T, S_T, Q_T^I, X_T^I) - \phi_I \int_t^T (Q_u^I)^2 du - \mathcal{H}_{t,T}^I(Q^I | \mathbb{P}^I) \right] \\ &= \mathbb{E}_t^{\mathbb{Q}^I(y^S)} \left[X_T^I + S_T Q_T^I - a_I (Q_T^I)^2 - \phi_I \int_t^T (Q_u^I)^2 du - \mathcal{H}_{t,T}^I(Q^I | \mathbb{P}^I) \right]. \end{aligned}$$

Since \mathbb{Q}^I is arbitrary, under ω^* we deduce that

$$\hat{H}^I(t, \alpha_t, S_t, Q_t^I, X_t^I) \leq \inf_{\mathbb{Q}^I \in \mathcal{Q}^I} \mathbb{E}_t^{\mathbb{Q}^I} \left[X_T^I + S_T Q_T^I - a_I (Q_T^I)^2 - \phi_I \int_t^T (Q_u^I)^2 du - \mathcal{H}_{t,T}^I(Q^I | \mathbb{P}^I) \right].$$

It follows that

$$\begin{aligned}\hat{H}^I(t, \alpha_t, S_t, Q_t^I, X_t^I) &\leq \sup_{\omega \in \mathcal{A}^I} \inf_{\mathbb{Q}^I \in \mathcal{Q}^I} \mathbb{E}_t^{\mathbb{Q}^I} \left[X_T^I + S_T Q_T^I - a_I (Q_T^I)^2 - \phi_I \int_t^T (Q_u^I)^2 du - \mathcal{H}_{t,T}^I(\mathbb{Q}^I | \mathbb{P}^I) \right] \\ &= H^I(t, \alpha_t, S_t, Q_t^I, X_t^I).\end{aligned}\tag{13}$$

Similarly, for arbitrary ω we have from equation (5)

$$\begin{aligned}\partial_t \hat{H}^I(u, \alpha_u, S_u, Q_u^I, X_u^I) + \mathcal{L}^\alpha \hat{H}^I(u, \alpha_u, S_u, Q_u^I, X_u^I) - \phi_I (Q_u^I)^2 + Q_u^I (\alpha_u - \sigma y_u^{S^*}) \\ + \frac{(y_u^{S^*})^2}{2\varphi_I} + (S_u + h_1^I(u, \alpha_u) + 2h_2^I(u)Q_u) \sum_{j=1}^N \omega_u^j - \sum_{j=1}^N (S_u + \kappa_j \omega_u^j) \omega_u^j \leq 0.\end{aligned}$$

Applying the above inequality, we get for y^{S^*} in (12) and all $\omega \in \mathcal{A}^I$

$$\hat{H}^I(t, \alpha_t, S_t, Q_t^I, X_t^I) \geq \mathbb{E}_t^{\mathbb{Q}^I(y^{S^*})} \left[X_T^I + S_T Q_T^I - a_I (Q_T^I)^2 - \phi_I \int_t^T (Q_u^I)^2 du - \mathcal{H}_{t,T}^I(\mathbb{Q}^I | \mathbb{P}^I) \right],$$

and therefore

$$\begin{aligned}\hat{H}^I(t, \alpha_t, S_t, Q_t^I, X_t^I) &\geq \sup_{\omega \in \mathcal{A}^I} \mathbb{E}_t^{\mathbb{Q}^I(y^{S^*})} \left[X_T^I + S_T Q_T^I - a_I (Q_T^I)^2 - \phi_I \int_t^T (Q_u^I)^2 du - \mathcal{H}_{t,T}^I(\mathbb{Q}^I | \mathbb{P}^I) \right] \\ &\geq \inf_{\mathbb{Q}^I \in \mathcal{Q}^I} \sup_{\omega \in \mathcal{A}^I} \mathbb{E}_t^{\mathbb{Q}^I} \left[X_T^I + S_T Q_T^I - a_I (Q_T^I)^2 - \phi_I \int_t^T (Q_u^I)^2 du - \mathcal{H}_{t,T}^I(\mathbb{Q}^I | \mathbb{P}^I) \right],\end{aligned}\tag{14}$$

By combining (13) and (14), we obtain

$$\begin{aligned}\hat{H}^I(t, \alpha_t, S_t, Q_t^I, X_t^I) &\leq \sup_{\omega \in \mathcal{A}^I} \inf_{\mathbb{Q}^I \in \mathcal{Q}^I} \mathbb{E}_t^{\mathbb{Q}^I} \left[X_T^I + S_T Q_T^I - a_I (Q_T^I)^2 - \phi_I \int_t^T (Q_u^I)^2 du - \mathcal{H}_{t,T}^I(\mathbb{Q}^I | \mathbb{P}^I) \right] \\ &= H^I(t, \alpha_t, S_t, Q_t^I, X_t^I) \\ &\leq \inf_{\mathbb{Q}^I \in \mathcal{Q}^I} \sup_{\omega \in \mathcal{A}^I} \mathbb{E}_t^{\mathbb{Q}^I} \left[X_T^I + S_T Q_T^I - a_I (Q_T^I)^2 - \phi_I \int_t^T (Q_u^I)^2 du - \mathcal{H}_{t,T}^I(\mathbb{Q}^I | \mathbb{P}^I) \right] \\ &\leq \sup_{\omega \in \mathcal{A}^I} \mathbb{E}_t^{\mathbb{Q}^I} \left[X_T^I + S_T Q_T^I - a_I (Q_T^I)^2 - \phi_I \int_t^T (Q_u^I)^2 du - \mathcal{H}_{t,T}^I(\mathbb{Q}^I | \mathbb{P}^I) \right] \\ &\leq \hat{H}^I(t, \alpha_t, S_t, Q_t^I, X_t^I).\end{aligned}$$

We conclude that $\hat{H}^I(t, \alpha_t, S_t, Q_t^I, X_t^I) = H^I(t, \alpha_t, S_t, Q_t^I, X_t^I)$, and ω^* and y^{S^*} are optimal Markovian controls. \square

Considering the earlier discussion before (4), we observe that the value function and optimal controls are well defined for all positive finite φ_I . However, allowing $\varphi_I \rightarrow \infty$ would introduce

the problem where the optimal drift would approach $\pm\infty$ based on the sign of Q_t^{I*} . To address this, one can place large but finite bounds on the drift which permits an infinite ambiguity parameter. While the exact form of the optimal controls in (10) would change in this case, the overall qualitative behaviour of the optimal speeds would remain similar.

In addition, from (7) and (10) we can observe that

$$\kappa_i \omega_t^{i*} = \kappa_j \omega_t^{j*} \quad \text{for all } i, j \in \{1, \dots, N\}. \quad (15)$$

This means that under the optimal strategy the informed trader's temporary price impact of trades to each broker, given by $\kappa_i \omega_t^i$ for $i \in \{1, \dots, N\}$, and, in turn, transaction prices at all brokers, are equal. Furthermore, denoting the total trading speed of the informed trader by $(\omega_t)_{t \in \mathcal{T}}$, we observe under the optimal strategy

$$\omega_t^* = \sum_{i=1}^N \omega_t^{i*} = \left(1 + \sum_{i \neq j}^n \frac{\kappa_j}{\kappa_i} \right) \omega_t^{j*}, \quad \forall j \in \{1, \dots, N\}. \quad (16)$$

Thus, when broker j supplies liquidity to the informed trader, she is able to deduce the total trading speed of the informed trader. Additionally, because trades submitted to each broker by the informed trader are proportional as in equation (15), each broker can deduce the trading speed that the insider submits to the other brokers.

2.2. Brokers' strategy

We consider N brokers who stream quotes to the informed and uninformed traders. We assume that the brokers know the informed trader's model and the value of the model parameters, and the initial inventory of the two traders. The brokers observe the mid-price process $(S_t)_{t \in \mathcal{T}}$ of the LOB in the lit market, but do not directly observe the alpha component (2). The signal is costly to obtain. The brokers 'pay' for information to learn this signal by trading with the informed trader. Based on the discussion after (15) the brokers are able to deduce the alpha component by observing the order flow that they receive from the informed trader. In particular, broker i assumes that the informed trader behaves optimally and derives the informed trader's optimal strategy in (10), from which it is straightforward to extract the alpha component of the mid-price because the broker knows $(\omega_t^i)_{t \in \mathcal{T}}$, $(\omega_t)_{t \in \mathcal{T}}$ and thus $(Q_t^I)_{t \in \mathcal{T}}$. This broker i also provides liquidity to the uninformed trader whose rate of trading follows the Ornstein–Uhlenbeck process

$$du_t^i = -\theta_i u_t^i dt + \eta_i dW_t^{U,i}, \quad u_0^i \in \mathbb{R}, \quad (17)$$

where θ_i and η_i are positive constants.² We assume for simplicity that $(u_t^j)_{t \in \mathcal{T}}$ is also visible to broker i for each $j \neq i$. When broker i trades in the lit market, her cash process $(X_t^i)_{t \in \mathcal{T}}$ follows

$$dX_t^i = u_t^i (S_t + c_i u_t^i) dt + \omega_t^i (S_t + \kappa_i \omega_t^i) dt - \nu_t^i (S_t + k_i \nu_t^i) dt, \quad X_0^i = 0,$$

and her inventory process $(Q_t^i)_{t \in \mathcal{T}}$ follows

$$dQ_t^i = (\nu_t^i - u_t^i - \omega_t^i) dt, \quad Q_0^i = 0.$$

We aim to find an equilibrium of trading strategies between brokers. Each broker assumes that the others are acting using a Markov strategy, and since each broker observes all uninformed trading an individual broker is able to deduce the trading speeds of all other brokers in the lit market. Thus, we may assume each broker knows the cash, inventory, and trading speed of other brokers. In this way, the filtration $(\mathcal{F}_t^i)_{t \in \mathcal{T}}$ of broker i is given by

$$\mathcal{F}_t^i := \sigma \left[\{S_u\}_{u \leq t}, \{\alpha_u\}_{u \leq t}, \{X_u^j\}_{u \leq t}, \{Q_u^I\}_{u \leq t}, \{Q_u^j\}_{u \leq t}, \{u_u^j\}_{u \leq t} : j \in \{1, \dots, N\} \right],$$

and she works in a completed filtered probability space $(\Omega, \mathcal{F}, (\mathcal{F}_t)_{t \in \mathcal{T}}, \mathbb{P})$ under which $(S_t)_{t \in \mathcal{T}}$ and $(\alpha_t)_{t \in \mathcal{T}}$ satisfy (1) and (2), respectively. The set of admissible strategies is given by

$$\mathcal{A}^i := \left\{ \nu^i := (\nu_t^i)_{t \in \mathcal{T}} \mid \nu^i \text{ is a Markov control and } \mathbb{E} \left[\int_0^T (\nu_s^i)^2 ds \right] < \infty \right\}.$$

The value function of broker i is given by

$$\begin{aligned} & H^i(t, \alpha, S, q^I, \mathbf{q}^B, \mathbf{x}^B, \mathbf{u}; \nu^{-i}) \\ &= \sup_{\nu^i \in \mathcal{A}^i} \mathbb{E}_{t, \alpha, S, q^I, \mathbf{q}^B, \mathbf{x}^B, \mathbf{u}} \left[X_T^i + Q_T^i S_T - a_i (Q_T^i)^2 - \phi_i \int_t^T (Q_u^i)^2 du \right], \end{aligned} \quad (18)$$

where ν^{-i} represent a fixed collection of strategies for all brokers other than broker i , $a_i \geq 0$ is a terminal liquidation parameter, $\phi_i \geq 0$ is a running inventory penalty parameter, and \mathbf{q}^B , \mathbf{x}^B , and \mathbf{u} represent the collection of all q^j , x^j , and u^j for $j \in \{1, \dots, N\}$, respectively. As the informed trader adopts the strategy of the form given in (10), his trading speed ω^j at time t to broker j is a function of t , α_t , and Q_t^I . With a slight abuse of notation we denote

²Recall $(W_t^{U,i})_{t \in \mathcal{T}}$ is a Brownian motion independent of W^S and W^α , but $W^{U,i}$ is correlated to $W^{U,j}$ with parameter $\rho_{i,j}$.

this function by $\omega^j(t, \alpha, Q^I)$. The associated HJB equation for broker i is

$$\begin{aligned}
& \partial_t H^i - \phi_i(q^i)^2 + \mathcal{L}^\alpha H^i + \mathcal{L}^u H^i - \sum_{j=1}^N (u^j + \omega^j) \partial_{q^j} H^i \\
& + \alpha \partial_S H^i + \frac{1}{2} \sigma^2 \partial_S^2 H^i + \sum_{j=1}^N \left(u^j (S + c_j u^j) + \omega^j (S + \kappa_j \omega^j) \right) \partial_{x^j} H^i \\
& + \sum_{j=1}^N \omega^j \partial_{q^I} H^i + \sup_{\nu^i} \left\{ \sum_{j=1}^N \left(\nu^j \partial_{q^j} H^i + b_j \nu^j \partial_S H^i - \nu^j (S + k_j \nu^j) \partial_{x^j} H^i \right) \right\} = 0,
\end{aligned} \tag{19}$$

with terminal condition $H^i(T, \alpha, S, q^I, \mathbf{q}^B, \mathbf{x}^B, \mathbf{u}; \nu^{-i}) = x^i + S q^i - a_i(q^i)^2$, where the infinitesimal operator \mathcal{L}^α of the alpha component is in (6) and

$$\mathcal{L}^u = - \sum_{j=1}^N \theta_j u^j \partial_{u^j} + \frac{1}{2} \sum_{j=1}^N \sum_{\ell=1}^N \eta_j \eta_\ell \rho_{j,\ell} \partial_{u^j, u^\ell}^2,$$

is the infinitesimal generator of the collection of trading rates $\{u^j\}$ for $j = 1, \dots, N$ of the uninformed trader. The optimizer within (19) is given by

$$\nu^{i*} = \frac{\partial_{q^i} H^i - S \partial_{x^i} H^i + b_i \partial_S H^i}{2 k_i \partial_{x^i} H^i}. \tag{20}$$

Given that all brokers are attempting to maximize their performance simultaneously, we substitute expressions analogous to (20) for all brokers into the HJB equation. That is, for $i \neq j$ we take

$$\nu^{j*} = \frac{\partial_{q^j} H^j - S \partial_{x^j} H^j + b_j \partial_S H^j}{2 k_j \partial_{x^j} H^j}. \tag{21}$$

Substituting (20) and (21) into (19) and making the ansatz

$$H^i(t, \alpha, S, q^I, \mathbf{q}^B, \mathbf{x}^B, \mathbf{u}; \nu^{-i*}) = x^i + q^i S + h^i(t, \alpha, q^I, \mathbf{q}^B, \mathbf{u}) \tag{22}$$

results in a system of PDEs for h^i , $i \in \{1, \dots, N\}$ given by

$$\begin{aligned}
& \partial_t h^i + \alpha q^i - \phi_i(q^i)^2 - \sum_{j=1}^N (u^j + \omega^j) \partial_{q^j} h^i + \kappa_i (\omega^i)^2 + c_i (u^i)^2 + \mathcal{L}^\alpha h^i + \sum_{j=1}^N \mathcal{L}^{u^j} h^i \\
& + \sum_{j=1}^N \omega^j \partial_{q^I} h^i + \sum_{j=1}^N \frac{1}{2k_j} (\partial_{q^j} h^j + b_j q^j) (\partial_{q^j} h^i + b_j q^j) - \frac{1}{4k_i} (\partial_{q^i} h^i + b_i q^i)^2 = 0,
\end{aligned} \tag{23}$$

with terminal condition $h^i(T, \alpha, q^I, \mathbf{q}^B, \mathbf{u}) = -a_i(q^i)^2$.

Proposition 3. *Define*

$$\delta_{j,k} = \begin{cases} 1, & j = k \\ 0, & j \neq k \end{cases}, \quad \delta_{j,k,\ell} = \begin{cases} 1, & j = k = \ell \\ 0, & \text{otherwise} \end{cases},$$

and suppose that for all $i, r, s \in \{1, \dots, N\}$ and $t \in [0, T]$ the functions $f^i, g^i, m^i, n_{r,s}^i, p_{r,s}^i, d_r^i, v^i, w_r^i, x_r^i, y_{r,s}^i$, and z_r^i satisfy the system of ODEs

$$\begin{aligned} \partial_t f^i + \eta^2 m^i + \frac{1}{2} \sum_{j=1}^N \sum_{\ell=1}^N \rho_{j,\ell} \eta_j \eta_\ell P_{j,\ell}^i &= 0, \\ \partial_t g^i + \kappa_i (\omega_1^i)^2 - \frac{1}{4k_i} (d_i^i)^2 + \sum_{j=1}^N \left(2\omega_1^j g^i + \frac{1}{2k_j} d_j^j d_j^i - \omega_1^j d_j^i \right) &= 0, \\ \partial_t m^i + \kappa_i (\omega_0^i)^2 - 2\theta m^i - \frac{1}{4k_i} (x_i^i)^2 + \sum_{j=1}^N \left(\omega_0^j v^i + \frac{1}{2k_j} x_j^i x_j^j - \omega_0^j x_j^i \right) &= 0, \\ \partial_t n_{r,s}^i - \left(\phi_i + \frac{b_i^2}{4k_i} \right) \delta_{r,s,i} + \left(\frac{b_r^2}{2k_r} - \frac{b_i}{2k_i} N_{r,i}^i + \sum_{j=1}^N \frac{b_j}{2k_j} N_{r,j}^j \right) \delta_{s,i} \\ + \frac{b_s}{2k_s} N_{r,s}^i - \frac{1}{4k_i} N_{r,i}^i N_{s,i}^i + \sum_{j=1}^N \frac{1}{2k_j} N_{r,j}^i N_{s,j}^j &= 0, \\ \partial_t p_{r,s}^i + c_i \delta_{r,s,i} - \theta_s P_{r,s}^i - y_{s,r}^i - \frac{1}{4k_i} y_{i,r}^i y_{i,s}^i + \sum_{j=1}^N \frac{1}{2k_j} y_{r,j}^i y_{j,s}^j &= 0, \\ \partial_t d_r^i + \left(\sum_j \frac{b_j}{2k_j} d_j^j - \frac{b_i}{k_i} d_i^i \right) \delta_{r,i} + \frac{b_r}{2k_r} d_r^i - \frac{1}{2k_i} N_{r,i}^i d_i^i \\ + \sum_j \left(\omega_1^j d_r^i + \frac{1}{2k_j} N_{r,j}^i d_j^j + \frac{1}{2k_j} d_j^j N_{r,j}^i - \omega_1^j N_{r,j}^i \right) &= 0, \tag{24} \\ \partial_t v^i + 2\kappa_i \omega_0^i \omega_1^i - \theta v^i + \omega_1^j v^i + \frac{1}{2k_j} d_j^j x_j^j + \frac{1}{2k_j} d_j^j x_j^i \\ - \frac{1}{2k_i} d_i^i x_i^i + \sum_j \left(2\omega_0^j g^i - \omega_0^j d_j^i - \omega_1^j x_j^i \right) &= 0, \\ \partial_t w_r^i - d_r^i - \frac{1}{2k_i} d_i^i y_{i,r}^i - \theta_r w_r^i + \sum_j \left(\omega_1^j d_r^i + \frac{1}{2k_j} d_j^j y_{j,r}^i + \frac{1}{2k_j} d_j^j y_{j,r}^i - \omega_1^j y_{j,r}^i \right) &= 0, \\ \partial_t x_r^i + \left(1 - \frac{b_i}{2k_i} x_i^i + \sum_j \frac{b_j}{2k_j} x_j^j \right) \delta_{i,r} - \theta x_r^i + \frac{b_r}{2k_r} x_r^i - \frac{1}{2k_i} N_{r,i}^i x_i^i \\ + \sum_j \left(\omega_0^j d_r^i - \omega_0^j N_{r,j}^i + \frac{1}{2k_j} N_{r,j}^i x_j^j + \frac{1}{2k_j} N_{r,j}^j x_j^i \right) &= 0, \\ \partial_t y_{r,s}^i - \frac{b_i}{2k_i} y_{i,s}^i \delta_{r,i} - N_{r,s}^i - \theta_s y_{r,s}^i - \frac{1}{2k_i} N_{r,i}^i y_{i,s}^i + \frac{b_r}{2k_r} y_{r,s}^i \\ + \sum_j \left(\frac{b_j}{2k_j} y_{j,s}^j \delta_{r,i} + \frac{1}{2k_j} N_{r,j}^i y_{j,s}^j + \frac{1}{2k_j} N_{r,j}^j y_{j,s}^i \right) &= 0, \\ \partial_t z_r^i - x_r^i - \theta z_r^i - \theta_r z_r^i - \frac{1}{2k_i} x_i^i y_{i,r}^i + \sum_j \left(\omega_0^j w_r^i - \omega_0^j y_{j,r}^i + \frac{1}{2k_j} x_j^i y_{j,r}^j + \frac{1}{2k_j} y_{j,r}^i x_j^j \right) &= 0, \end{aligned}$$

where ω_0 and ω_1 are as in (11), $N_{r,s}^i = n_{r,s}^i + n_{s,r}^i$, $P_{r,s}^i = p_{r,s}^i + p_{s,r}^i$, and where all terminal conditions are 0 except $n_{r,s}^i(T) = -a_i \delta_{r,s,i}$. Then the system of PDEs in (23) has solution given by

$$\begin{aligned}
h^i(t, \alpha, q^I, \mathbf{q}^B, \mathbf{u}) &= f^i(t) + g^i(t)(q^I)^2 + m^i(t)\alpha^2 + \sum_{r=1}^N \sum_{s=1}^N n_{r,s}^i(t)q^r q^s \\
&+ \sum_{r=1}^N \sum_{s=1}^N p_{r,s}^i(t)u^r u^s + \sum_{r=1}^N d_r^i(t)q^I q^r + v^i(t)q^I \alpha + \sum_{r=1}^N w_r^i(t)q^I u^r \quad (25) \\
&+ \sum_{r=1}^N x_r^i(t)q^i \alpha + \sum_{r=1}^N \sum_{s=1}^N y_{r,s}^i(t)q^r u^s + \sum_{r=1}^N z_r^i(t)\alpha u^r.
\end{aligned}$$

Proof This is checked by direct substitution of (25) into (23) and grouping terms by their dependence on the state variables α , q^I , \mathbf{q}^B , and \mathbf{u} . \square

Theorem 4 (Verification Theorem for broker's optimization). Let H^i be given by (22) where h^i is as in Proposition 3. Then H^i coincides with the value function defined in equation 18, and the optimal feedback control for broker i is given by

$$\nu^{i*}(t, \alpha, q^I, \mathbf{q}^B, \mathbf{u}) = \frac{x_i^i}{2k_i} \alpha + \frac{b_i}{2k_i} q^i + \frac{d_i^i}{2k_i} q^I + \sum_{j=1}^N \frac{n_{j,i}^i + n_{i,j}^i}{2k_i} q^j + \sum_{j=1}^N \frac{y_{i,j}^i}{2k_i} u^j. \quad (26)$$

Proof The function H^i in (22) is continuous on \mathcal{T} with continuous first and second partial derivatives with respect to spacial variables, and additionally satisfies a quadratic growth condition. The function ν^{i*} in (26) is measurable and achieves the maximum in (19). Under these controls the SDE's for α_t , S_t , Q_t^I , Q_t^i , X_t^i , u_t^i admit unique solutions. We then apply Theorem 3.5.2 of Pham (2009) and conclude that H^i is the value function and ν^{i*} is optimal. \square

3. Numerical Experiments

In this section we showcase the performance of the strategies³ in the case of there being two brokers. The brokers are symmetric except for the transaction costs to the informed trader.

³To compute the trading strategies of the brokers, we solve the system of ODEs in Proposition 3 numerically using an explicit finite difference method with 5000 time steps.

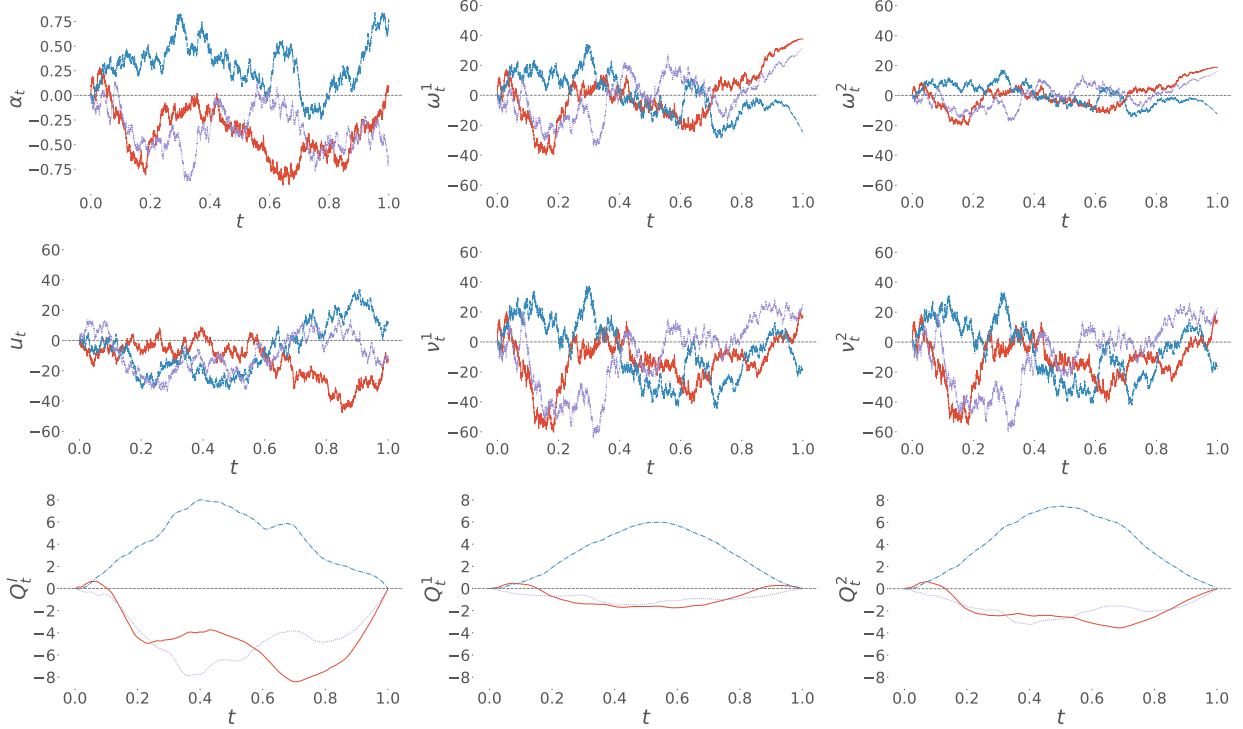


Figure 1: Sample paths for alpha α_t , noise trading speed u_t , informed trading speed $\omega_t^{1,2}$, brokers' trading speed $\nu_t^{1,2}$, informed inventory Q_t^I , and brokers' inventory $Q_t^{1,2}$. Relevant parameter values are $S_0 = 100$, $\alpha_0 = 0$, $\theta = 3$, $\eta = 1$, $\sigma = 1$, $\kappa_1 = 0.001$, $\kappa_2 = 0.002$, $c_1 = c_2 = 0.001$, $k_1 = k_2 = 0.0012$, $b_1 = b_2 = 0.001$, $\phi_1 = \phi_2 = \phi_I = \varphi_I = 0.01$, $a_1 = a_2 = a_I = 1$, $u_0^1 = u_0^2 = 0$, $\theta_1 = \theta_2 = 5$, $\eta_1 = \eta_2 = 50$, $Q_0^I = Q_0^1 = Q_0^2 = 0$.

We choose $k_2^I = 2 \cdot k_1^I$, i.e. the informed trader needs to pay a higher liquidity cost when trading with the second broker. Additionally, in order to focus on relationships between certain processes, we reduce the influence of the uninformed trading speeds by setting them equal ($u_t := u_t^1 = u_t^2$).⁴

Figure 1 shows three sample paths for many processes relevant to the equilibrium. We observe that the informed trader's trading speed w_t^2 with broker 2 is half of w_t^1 with broker 1, which is a numerical demonstration of the result in (15). Perhaps surprisingly, broker 1's trading speed ν_t^1 is not significantly larger in magnitude than broker 2's trading speed ν_t^2 . However, broker 2 tends to have larger magnitude of inventory compared to broker 1 because she trades less with the informed trader, and so the net trading of broker 2 is generally larger in magnitude than that of broker 1. During the first half of the time horizon, the informed trader and the brokers exhibit similar behaviour in their trading rates as each of them try to take advantage of the alpha component. However, in the later stages of the trading period, the brokers tend to exhibit trading speeds which are quite different from the informed trader. This is

⁴This also necessitates $\theta_1 = \theta_2$, $\eta_1 = \eta_2$, and $\rho_{1,2} = \rho_{2,1} = 1$.

because they are also subject to the trades of the uninformed trader and must manage the terminal liquidation penalty posed by that order flow at the cost of not being able to fully take advantage of the alpha component.

4. Liquidity Price Competition Between Brokers

Here we introduce the mechanism by which the collection of brokers compete for order flow from the informed trader to maximize their expected risk-adjusted profit. Before any trading takes place, the brokers specify the price of liquidity that they will offer to the informed trader by selecting the parameter κ_i . After all of the brokers simultaneously select this linear demand curve, trading between all agents proceeds as outlined in Section 2. That is, the brokers, informed trader, and uninformed trader act according to (26), (10), and (17), respectively. Given that every agent acts according to these controls, define

$$V^i(\kappa_i, \kappa_{-i}) = H^i(0, \alpha_0, S_0, Q_0^I, \mathbf{Q}_0^B, \mathbf{X}_0^B, \mathbf{u}_0; \nu^{-i*}, \boldsymbol{\kappa}), \quad (27)$$

where $\boldsymbol{\kappa} = (\kappa_1, \dots, \kappa_N)$ is a vector of liquidity prices between each broker and the informed trader, κ_{-i} represents the collection of all liquidity prices other than the one set by broker i , and H^i is the dynamic value function of broker i given in (18). All other parameters in the dynamics and performance criteria are fixed constants.

Definition 5 (Liquidity Price Nash Equilibrium). *A liquidity price Nash equilibrium is a set of parameters $\boldsymbol{\kappa}^* = (\kappa_1^*, \dots, \kappa_N^*)$ such that for all $i \in \{1, \dots, N\}$*

$$V^i(\kappa_i^*, \kappa_{-i}^*) \geq V^i(\kappa_i, \kappa_{-i}^*), \text{ for all } \kappa_i \neq \kappa_i^*.$$

The interpretation of the equilibrium given in Definition 5 is that we seek a set of liquidity cost parameters $\kappa_1^*, \dots, \kappa_N^*$ set by the brokers such that no broker can increase their performance by deviating from the corresponding κ_i^* . Once we have a liquidity price Nash equilibrium between the brokers, the initial value function of the informed trader can be acquired from equation (9), and we denote it by

$$V^I(\boldsymbol{\kappa}^*) = H^I(0, \alpha_0, S_0, Q_0^I, X_0^I; \boldsymbol{\kappa}^*), \quad (28)$$

where H^I is the informed trader's dynamic value function defined in (4).

4.1. Numerical Experiment

In this section, we numerically construct liquidity price Nash equilibria and perform sensitivity and other quantitative analysis. For reasons related to computational complexity and presentability of the results, we only consider the situation of $N = 2$ brokers.

We propose the following algorithm for numerically computing an equilibrium given that other model parameters are fixed and denoted by Θ .

1. Divide the time interval $[0, T]$ into an equidistant time grid. Also specify a grid for κ_1 and κ_2 . Initialize the liquidity price of the second broker as $\kappa_2^{(0)}$ which is one of the corresponding grid points.
2. For an arbitrary $\kappa_2^{(n)}$, evaluate the function $V^1(\kappa_1, \kappa_2^{(n)})$ for each value of κ_1 at its corresponding grid points. This requires numerically solving of the ODEs in Proposition 3 for which we use an explicit finite difference method.
3. We find the value of κ_1 which maximizes $V^1(\kappa_1, \kappa_2^{(n)})$ and denote this value by $\kappa_1^{(n)} = \kappa_1^*(\kappa_2^{(n)})$.
4. In similar fashion, for a given $\kappa_1^{(n)}$ we compute κ_2 which maximizes $V^2(\kappa_1^{(n)}, \kappa_2)$ and denote this value by $\kappa_2^*(\kappa_1^{(n)})$.
5. We introduce a learning rate parameter $\gamma \in [0, 1)$ to update $\kappa_2^{(n+1)}$ for the next iteration. To reduce oscillations in searching for the equilibrium, we choose γ to be small, and we update $\kappa_2^{(n+1)}$ according to

$$\kappa_2^{(n+1)} = (1 - \gamma) \kappa_2^{(n)} + \gamma \kappa_2^*(\kappa_1^*(\kappa_2^{(n)})).$$

6. Steps 2 through 5 are repeated until convergence of the sequences $\{\kappa_2^{(n)}\}_{n \geq 0}$ and $\{\kappa_1^*(\kappa_2^{(n)})\}_{n \geq 0}$ in max absolute error within a specified tolerance. We drop the counting index in the final κ_2 and compute the corresponding $\kappa_1^*(\kappa_2)$.

Once convergence is attained we end up with a pair $\kappa_1^*(\Theta)$ and $\kappa_2^*(\Theta)$ which satisfy the conditions (to within numerical tolerance) of equilibrium given in Definition 5.

Below we showcase two symmetric broker's initial value functions to check the existence of the equilibrium numerically. Model parameters for the price dynamics and price impact are

$$\begin{aligned} \alpha_0 &= 0, & S_0 &= 100, & \theta &= 0.1, & \eta &= 0.1, \\ \sigma &= 0.1, & c_1 &= c_2 = 0.1, & k_1 &= k_2 = 0.2, & b_1 &= b_2 = 0.14, \end{aligned}$$

and the penalty and uninformed trading parameters are

$$\begin{aligned} a_I &= 1, & a_1 &= a_2 = 40, & \phi_I &= 0.01, & \varphi_I &= 0.1, \\ \phi_1 &= \phi_2 = 20, & u_0^1 &= u_0^2 = 0, & \theta_1 &= \theta_2 = 0.001, & \eta_1 &= \eta_2 = 0.01. \end{aligned}$$

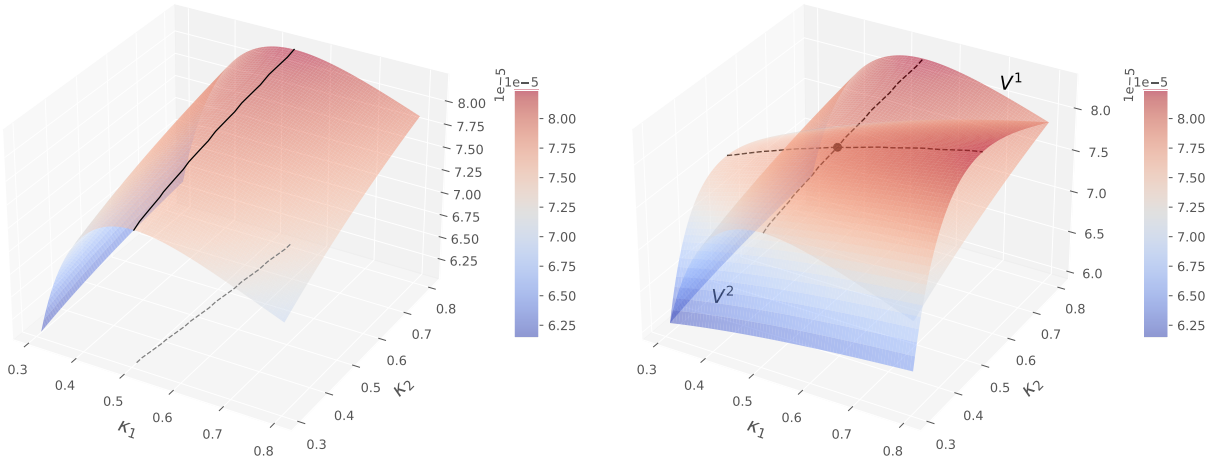


Figure 2: Left: Initial value function V^1 of broker 1. The solid line on the surface is the optimal $\kappa_1^*(\kappa_2)$ which maximizes V^1 given κ_2 , i.e. $\kappa_1^*(\kappa_2) = \arg \max_{\kappa_1} V^1(\kappa_1, \kappa_2)$, and the dotted line is its projection on the $\kappa_1\kappa_2$ -plane. Right: Broker's initial value function V^1 and V^2 . The dotted line on V^1 is $\kappa_1^*(\kappa_2)$, and the dotted line on V^2 is $\kappa_2^*(\kappa_1)$. The dot on the surface is the equilibrium.

Additionally, all initial inventories are set to 0 when computing a liquidity price Nash equilibrium. This ensures that the source of value from each agent in the market is not due to the value of their inventory or potential value extracted from a different agent's inventory. All of the value stems from the market structure and optimal actions of each agent.

Taking first broker 1 as an example, the left panel of Figure 2 shows the surface of broker 1's initial value function $V^1(\kappa_1, \kappa_2)$ over the two axes of κ_1 and κ_2 . We can observe that for fixed κ_2 , initial value function V^1 is concave with respect to κ_1 . This concavity represents the trade-off for broker 1 between large but infrequent revenue of high liquidity prices, versus small but frequent revenue of low liquidity prices. In addition, for fixed κ_1 , the initial value function V^1 is increasing in κ_2 , which shows broker 1 can benefit from broker 2's increasing cost for the informed trader. This happens because as broker 2 increases their liquidity price, the informed trader will redirect a larger proportion of their order flow to broker 1. Another interesting observation is that $\kappa_1^*(\kappa_2)$ is slightly increasing in κ_2 , represented by the slope of the dotted line projected on the plane. This means that if broker 2 charges a higher liquidity cost for the informed trader, broker 1 can follow with a mild, economically sensible increase in cost. In the right panel we display both surfaces of V^1 and V^2 and the corresponding lines of $\kappa_1^*(\kappa_2)$ and $\kappa_2^*(\kappa_1)$. The intersection of these two curves, marked by a point, represents a liquidity price Nash equilibrium. At this point both brokers achieve their best performance given the behaviour of the other broker.

An important consideration when investigating equilibrium in financial markets is the global

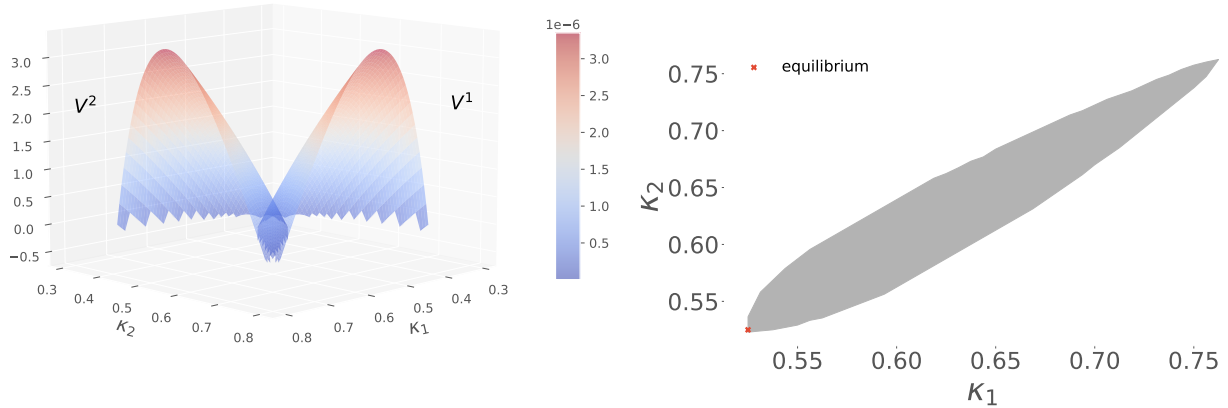


Figure 3: Left: Positive difference between $V^i(\kappa_1, \kappa_2)$ and $V^i(\kappa_1^*, \kappa_2^*)$ of two brokers. Right: Pairs of (κ_1, κ_2) where positive difference surfaces overlap.

welfare of such a state. For this reason we are interested in whether the liquidity price Nash equilibrium demonstrated in the right panel of Figure 2 is Pareto efficient for the brokers. To achieve this we compute the difference between each broker's value function $V^i(\kappa_1, \kappa_2)$ for arbitrary κ_1 and κ_2 and the equilibrium value $V^i(\kappa_1^*, \kappa_2^*)$. The positive value of this difference is plotted for each broker in the left panel of Figure 3. For visual clarity, the region in which both of these differences is positive is shown in the right panel of Figure 3. Since both brokers have higher value function than their equilibrium value at all points in this region, each of these pairs (κ_1, κ_2) represents a Pareto improvement. This is an indication that policies determined by an external party, such as through regulation or other restrictions, could result in greater value to the group compared to when each individual acts in their self interest.

4.1.1. Effect of Brokers' Running Inventory Penalty on the Equilibrium

In this section, we investigate how a broker's running inventory penalty parameter ϕ_i affects the equilibrium as per Definition 5 in the case of two asymmetric brokers. More specifically, we fix the running inventory penalty parameter ϕ_2 of broker 2 (as well as all other parameters) and vary ϕ_1 of broker 1.

In Figure 4, we can see in the left panel that the optimal liquidity price κ_1^* of broker 1 for the informed trader decreases when broker 1 receives higher running penalty parameter ϕ_1 . Therefore, the informed trader tends to trade more with broker 1 when the cost is lower, as shown in the right panel. This seems counter-intuitive as we expect broker 1 will quote higher liquidity cost to the informed trader to discourage transactions with higher penalty. However,

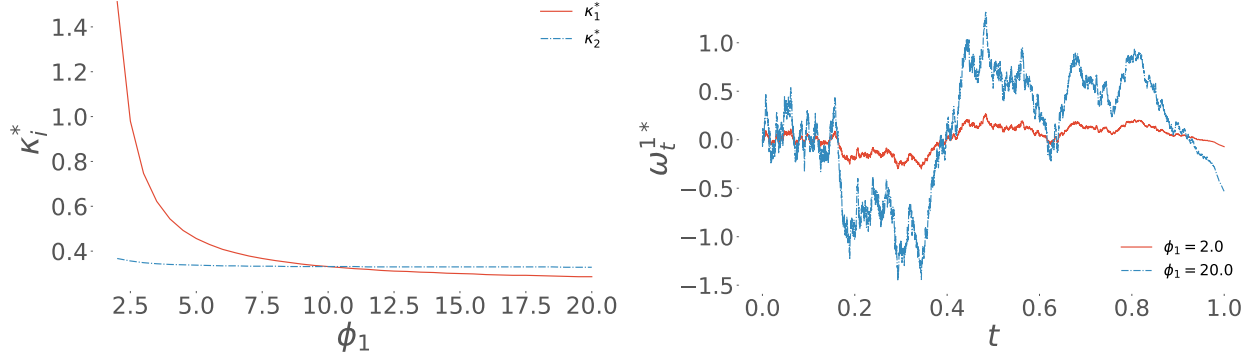


Figure 4: Left: Equilibrium with different values of broker 1's running inventory penalty parameter ϕ_1 . Right: Sample path for the informed trader's optimal trading speed ω_t^{1*} with broker 1 in the equilibrium with different values of ϕ_1 . The other parameters are $\phi_2 = 10, \alpha_0 = 0, S_0 = 5, \theta = 1, \eta = 5, \sigma = 1, c_1 = c_2 = 0.1, k_1 = k_2 = 0.12, b_1 = b_2 = 0.1, a_I = 1, \phi_I = 0.01, \varphi_I = 0.01, a_1 = a_2 = 20, u_0^1 = u_0^2 = 0, \theta_1 = \theta_2 = 1, \eta_1 = \eta_2 = 1, Q_0^I = Q_0^1 = Q_0^2 = 0, X_0^I = X_0^1 = X_0^2 = 0$.

given that brokers can monetize from the alpha of the informed trader, such speculative investment may change when penalty parameter changes. Hence, we need to consider their speculative investment at the same time. To investigate further, we define the net trading speed $\tilde{\nu}_t^i$ of broker i as

$$\tilde{\nu}_t^i := \nu_t^i - \omega_t^i - u_t^i.$$

With the informed trader's optimal strategy (10) and brokers' optimal strategies (26), we rewrite $\tilde{\nu}_t^{1*}$ as

$$\tilde{\nu}_t^{1*} = r_1^1(t) \alpha_t + r_2^1(t) Q_t^{1*} + r_3^1(t) Q_t^{2*} + r_4^1(t) Q_t^{I*} + r_5^1(t) u_t^1 + r_6^1(t) u_t^2, \quad (29)$$

where

$$\begin{aligned} r_1^1(t) &= \frac{x_1^1(t)}{2k_1} - \omega_0^1(t) & r_2^1(t) &= \frac{b_1(t) + 2n_{1,1}^1(t)}{2k_1} \\ r_3^1(t) &= \frac{n_{2,1}^1(t) + n_{1,2}^1(t)}{2k_1} & r_4^1(t) &= \frac{d_1^1(t)}{2k_1} - \omega_1^1(t) \\ r_5^1(t) &= \frac{y_{1,1}^1(t)}{2k_1} - 1 & r_6^1(t) &= \frac{y_{1,2}^1(t)}{2k_1} \end{aligned}$$

The first term $r_1^1(t) \alpha_t$ is the speculative behavior of broker 1. The fourth term $r_4^1(t) Q_t^{I*}$ and the fifth term $r_5^1(t) u_t^1$ account for how much of the informed and uninformed flow is internalized by broker 1. Figure 5 plots each term of broker 1's net trading speed $\tilde{\nu}_t^{1*}$ in equation (29) when $\phi_1 = 2$ and $\phi_1 = 20$. From the lower left panel, we can see that even though the informed trader has higher trading volume with broker 1 when the penalty parameter is higher, the component related to the informed trader's inventory $r_4^1(t) Q_t^{I*}$ does not change

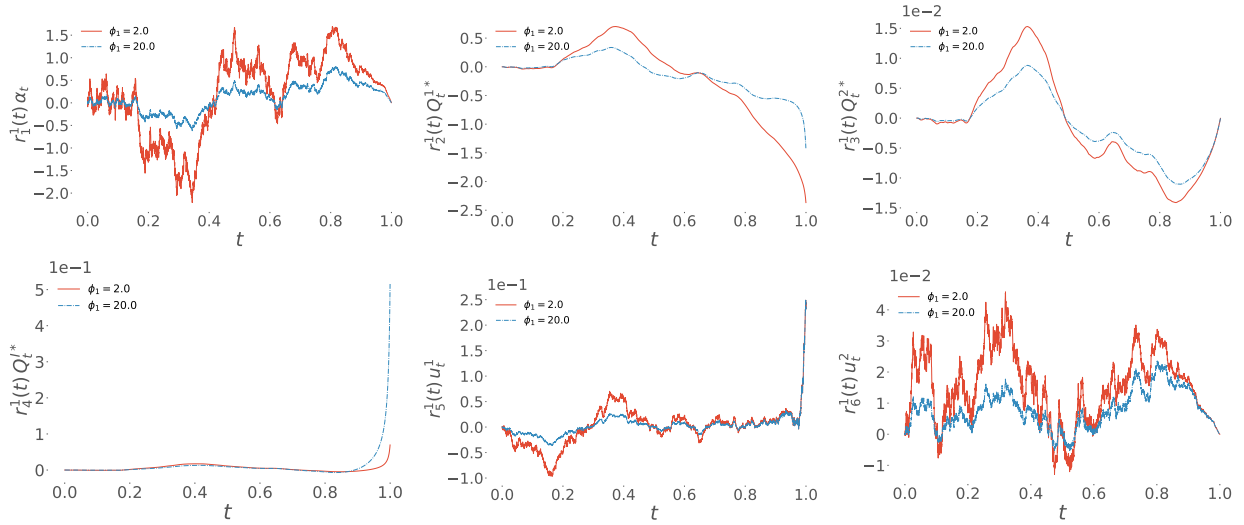


Figure 5: Sample paths for each component of broker 1's trading rate ν_t^{1*} for different values of running inventory penalty parameter ϕ_1 . The other parameters are the same as in Figure 4.

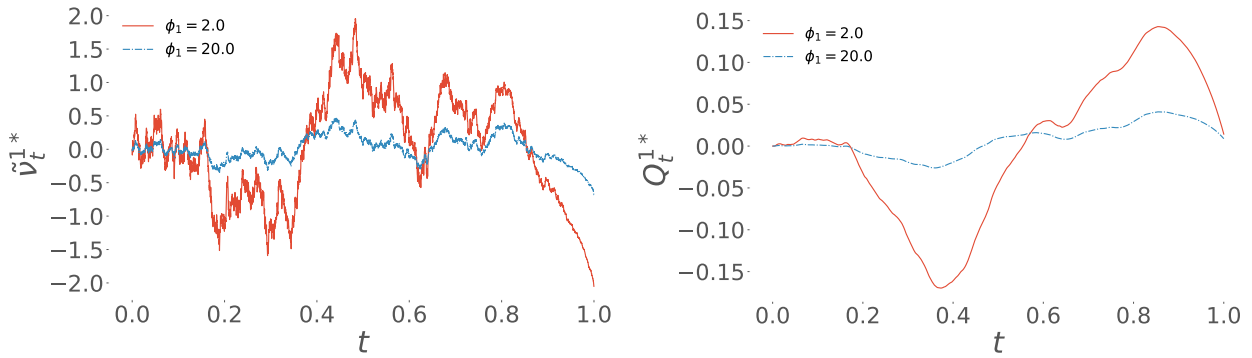


Figure 6: Sample paths for broker 1's net trading rate $\tilde{\nu}_t^{1*}$ and inventory Q_t^{1*} for different values of running inventory penalty parameter ϕ_1 . The other parameters are the same as in Figure 4.

much except for times close to T . From this, we can deduce that broker 1 is accepting more informed trader's transactions and liquidating faster in the case of higher running inventory penalty. Furthermore, the upper left panel shows that the speculative term associated with alpha $r_1^1(t) \alpha_t$ shrinks when broker 1 faces higher running inventory penalty. The other panels indicate that all the other terms are smaller in absolute size for higher penalty. Overall, we see from Figure 6 that broker 1's net trading speed $\tilde{\nu}_t^{1*}$ decreases in size when ϕ_1 is higher, and therefore broker 1 indeed has a lower inventory level. Additionally, when broker 1 has a higher penalty and sets a lower transaction price for the informed trader, she actually liquidates orders from the informed trader faster and reduces her volume of speculative trading.

To confirm consistency of this conclusion, we define several quantities to aggregate and study across many realizations:

Char.	t-stat	p-value	average-1	average-2
Z^I	-100.40	0.00	0.16	0.78
\bar{Q}	84.83	0.00	0.17	0.02
Y_{tot}^α	81.17	0.00	1.08	0.35
Y_{tot}^I	4.82	1.44×10^{-6}	1.42	1.35

Table 1: Two sample t-test for characteristics in Scenario 1 ($\phi_1 = 2$) and Scenario 2 ($\phi_1 = 20$). The other parameters are the same as in Figure 4.

- $Z^I := \int_0^T |\omega_t^1| dt$, the total trading volume of the informed trader with broker 1.
- $\bar{Q} := \frac{1}{T} \int_0^T |Q_t^1| dt$, broker 1's average inventory level during the entire trading horizon.
- $Y_{tot}^\alpha := \int_0^T |r_1^1(t) \alpha_t| dt$, the total speculative trading volume of broker 1. This is the integral of the first term in (29).
- $Y_{tot}^I := \int_0^T |r_4^1(t) Q_t^{I*}| dt$, the total trading volume related to the informed trader's inventory of broker 1. This is the integral of the fourth term in (29).

We run 4000 simulations and investigate how these quantities change in liquidity price Nash equilibrium when ϕ_1 increases from 2 to 20 with results summarized in Tables 1 and 2. For each quantity we conduct a two-sample t-test. The benefit of this is that we can check if the behaviour of the broker is really different before and after the increase in running inventory penalty. We see that the average inventory level of broker 1 decreases from 0.17 to 0.02, which indicates broker 1's trading behavior is indeed suppressed due to the higher running inventory penalty. However, we also see that the informed trader's trading volume with broker 1 increases significantly from 0.16 to 0.77, implying that broker 1 reduces her trading flow associated with alpha. This is confirmed by the decrease of speculative trading volume of broker 1 from 1.08 to 0.35. It is worth noticing that the total trading volume related to the informed trader's inventory also decreases, but this reduction (0.07) is significantly smaller compared to the decrease (0.73) in speculative volume. All of the t-stats are greater than 2 in absolute value showing high confidence that the broker's behaviour changes with the increase in penalty parameter. These observations rationalize the decreasing tendency of κ^{1*} with respect to ϕ_1 in Figure 4: broker 1 reduces her trading activities to avoid a higher running inventory penalty, and she prefers to decrease her speculative trading rather than transactions with the informed trader.

Figure 7 shows the dependency of each agent's value function with respect to the running inventory penalty of broker 1. On the left panel, we can observe that both brokers lose some

Char.	average-1	std-1	average-2	std-2
Z^I	0.16	0.08	0.78	0.38
\bar{Q}	0.17	0.11	0.02	0.01
Y_{tot}^α	1.08	0.54	0.35	0.18
Y_{tot}^I	1.42×10^{-5}	7.14×10^{-6}	1.35×10^{-5}	6.75×10^{-6}

Table 2: Average and standard deviation for characteristics in Scenario 1 ($\phi_1 = 2$) and Scenario 2 ($\phi_1 = 20$). The other parameters are the same as in Figure 4.

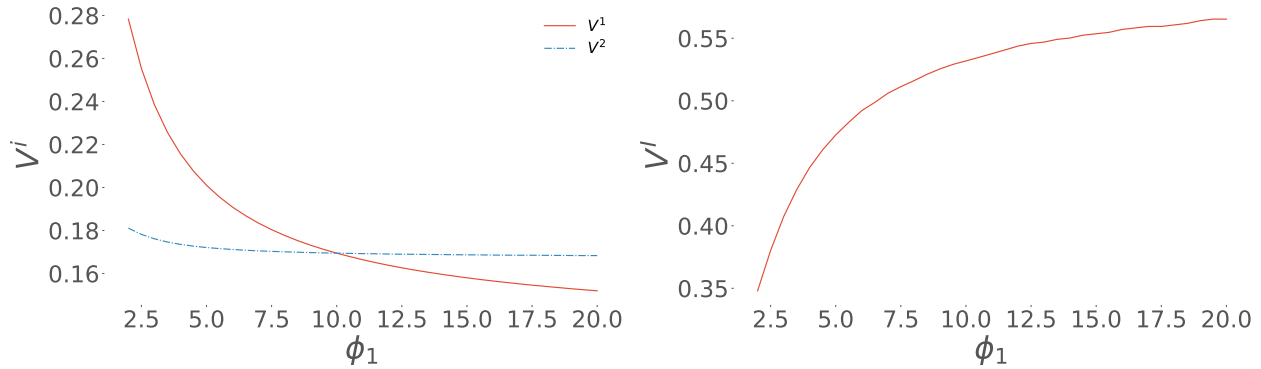


Figure 7: Brokers' and the informed trader's equilibrium value function $V^i(\kappa_1^*, \kappa_2^*)$ and $V^I(\kappa_1^*, \kappa_2^*)$ for different values of running inventory penalty parameter ϕ_1 . The other parameters are the same as in Figure 4.

initial value on average. This is very intuitive as broker 1 loses value with more penalty and broker 2 loses value from the malicious competition of broker 1, since she is forced to reduce her fee as shown in the left panel of Figure 4. Meanwhile, the informed trader benefits from the increasing running inventory penalty parameter ϕ_1 , as she can conduct more transactions in this scenario. Also, from the perspective of competition of monetizing alpha, the informed trader benefits from less speculative trading of broker 1.

4.1.2. Effect of Brokers' Terminal Penalty on the Equilibrium

In this section, we investigate how the terminal penalty parameter a_i affects the equilibrium in the case of two asymmetric brokers. More specifically, we fix the terminal penalty parameter a_2 of broker 2 along with all other parameters and vary a_1 of broker 1.

An interesting result is that the relationship between the equilibrium and terminal inventory penalty parameter a_1 also depends on the value of running inventory penalty parameters ϕ_i of both brokers. On the left panel of Figure 8, we can see that the optimal liquidity price κ_1^* set by broker 1 increases for higher terminal penalty a_1 , at high running inventory penalty ϕ_1 . This is economically sensible as higher liquidity price κ_1^* will result in lower trading volume

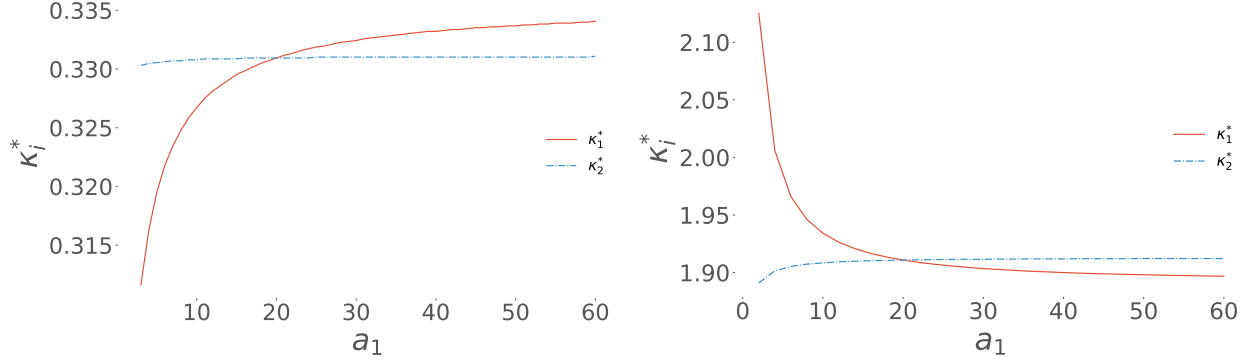


Figure 8: Equilibrium liquidity prices for differing values of broker 1's terminal inventory penalty parameter a_1 . Left: $\phi_1 = \phi_2 = 10$ (high). Right: $\phi_1 = \phi_2 = 1$ (low). Other parameters are $a_2 = 20$, $T = 1$, $N = 5000$, $S_0 = 5$, $\sigma = 1$, $\alpha_0 = 0$, $\theta = 1$, $\eta = 5$, $\phi_I = 0.01$, $a_I = 1$, $\varphi_I = 0.01$, $\theta_1 = \theta_2 = 1$, $\eta_1 = \eta_2 = 1$, $u_0^1 = u_0^2 = 0$, $c_1 = c_2 = 0.1$, $b_1 = b_2 = 0.1$, $k_1 = k_2 = 0.12$, $Q_0^I = Q_0^1 = Q_0^2 = 0$, $X_0^I = X_0^1 = X_0^2 = 0$.

from the informed trader, and in turn reduce the terminal inventory pressure. However, on the right panel, for low running inventory penalty ϕ_1 , the optimal cost κ_1^* is decreasing in terminal inventory penalty a_1 . This is somewhat counterintuitive since in general we expect the broker to increase cost with higher penalty, so as to reduce traded volume. We display the t-test results for the same illustrative quantities as in Section 4.1.2 in the two cases $a_1 = 2$ and $a_1 = 20$ and under two different regimes $\phi_i = 1$ or $\phi_i = 10$ respectively in Table 3. We conduct 4000 simulations for $\phi_i = 1$ and $\phi_i = 10$ respectively.

First we attempt to reconcile the counter-intuitive observation in the right panel. In the low penalty regime ($\phi_i = 1$) we note that between two scenarios $a_1 = 2$ and $a_1 = 20$ we have:

- As Z^I increases and Y_{tot}^I decreases from Scenario 1 to Scenario 2, broker 1 allows more informed trading while liquidating the informed flow faster.
- As Y_{tot}^α increases, broker 1 reduces her speculative trading volume.
- As \bar{Q} decreases, broker 1 in general holds less inventory in the face of higher terminal penalty.

Similar to Section 4.1.1, here we also reconcile the observation for the increase in terminal penalty. Continuing, we focus on the reason why broker 1 behaves differently in the two panels of Figure 8 under different running inventory penalty. We make three additional observations from Table 3:

1. The ratio Y_{tot}^α/Z^I is significantly higher at $\phi_i = 1$ ($\frac{1.353}{0.118} \approx 11.5$) than at $\phi_i = 10$ ($\frac{0.501}{0.646} \approx 0.8$). This indicates that when the running inventory penalty ϕ_i is low, broker

Char.	average-1		std-1		average-2		std-2	
	$\phi_i = 1$	$\phi_i = 10$	$\phi_i = 1$	$\phi_i = 10$	$\phi_i = 1$	$\phi_i = 10$	$\phi_i = 1$	$\phi_i = 10$
Z^I	0.118	0.646	0.051	0.287	0.131(11.17%)	0.604(-6.48%)	0.056	0.268
\bar{Q}	0.254	0.045	0.164	0.027	0.225(-11.24%)	0.043(-5.99%)	0.146	0.025
Y_{tot}^α	1.353	0.501	0.669	0.251	1.253(-7.33%)	0.498(-0.47%)	0.620	0.250
Y_{tot}^I	0.008	0.064	0.005	0.046	0.005(-34.36%)	0.028(-56.23%)	0.003	0.019

Table 3: Average and standard deviation for characteristics in Scenario 1 ($a_1 = 2$) and Scenario 2 ($a_1 = 20$) when $\phi_i = 1$ and $\phi_i = 10$ respectively. The numbers in parentheses represent the percentage decrease. The other parameters are the same as in Figure 8.

- 1 primarily profits through alpha. Conversely, when ϕ_i is high, broker 1 relies more on transactions with the informed trader.
2. For low ϕ_i with higher dependency on speculative trading, broker 1 reduces Y_{tot}^α by 7.33% . However, for high ϕ_i , she barely changes Y_{tot}^α .
3. At high ϕ_i , broker 1 cuts down informed trading, her main channel of profit, as indicated by the decrease of Z^I by 6.48%.

Therefore, we conclude that the different behaviours of broker 1 is caused by the distinct focus of trading (speculative trading or informed trading).

In Figure 9, broker 1 has a decreasing initial value function due to higher terminal inventory penalty both for $\phi_i = 1$ and $\phi_i = 10$, as expected. However, although broker 2 slightly increases her optimal liquidity price κ_2^* to the informed trader both for $\phi_i = 1$ and $\phi_i = 10$ in Figure 8, she has an increasing initial value function when $\phi_i = 10$ (the first panel) and a decreasing initial value function when $\phi_i = 1$ (the third panel). This discrepancy arises because broker 2 attracts more customers when the running inventory penalty is higher, but loses customers when the running inventory penalty is lower compared to broker 1. The tendency of the informed trader's initial value function is more influenced by her trading volume with the two brokers. Consequently, her initial value function decreases as κ_1^* increases when $\phi_i = 10$, and increases as κ_1^* decreases when $\phi_i = 1$.

5. Conclusion

We have studied a market making game among brokers trading with informed and uninformed counterparties. This Stackelberg-type game tells us how the informed trader decides his trading speed with each broker depending on the liquidity cost they charge, and demonstrates

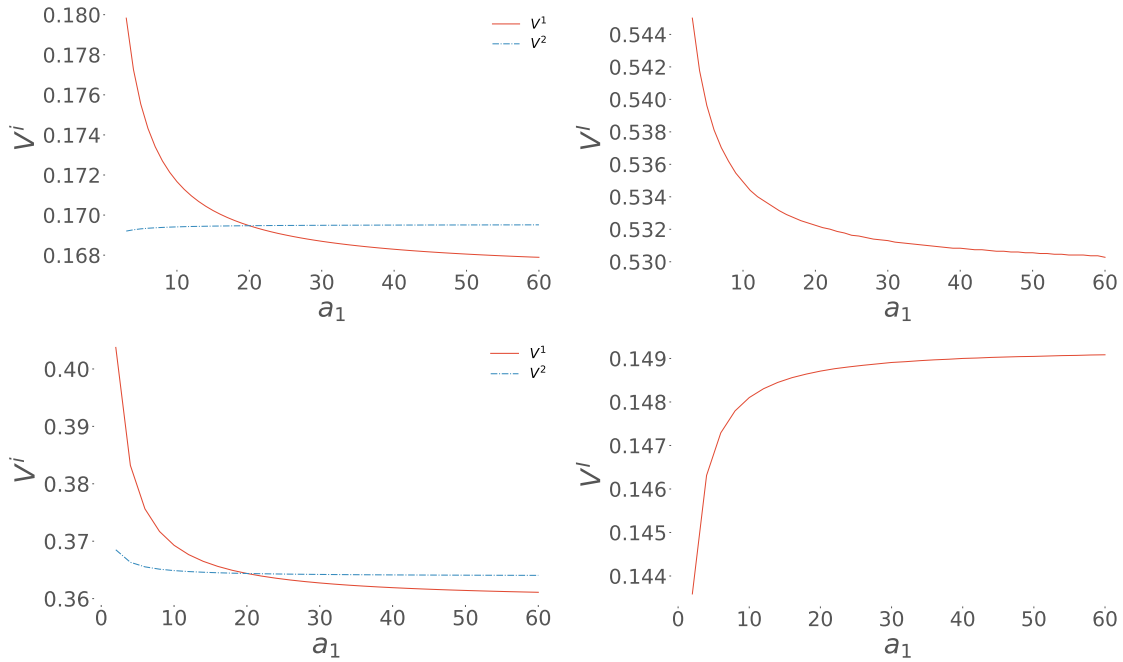


Figure 9: Initial value functions of the brokers (V^B) and the informed trader (V^I) in equilibrium for different values of terminal penalty parameter a_1 . Two figures on the left: $\phi_1 = \phi_2 = 10$. Two figures on the right: $\phi_1 = \phi_2 = 1$. The other parameters are the same as in Figure 8.

the internalization/externalization strategy for each broker. This is a direct trade-off between speculation and inventory risk. Furthermore, we study the competition among brokers through liquidity costs, before the sequential Stackelberg-type game between the brokers and informed trader. We numerically compute an equilibrium which we demonstrate is not Pareto efficient. The effect of model parameters (e.g. running inventory penalty) on the equilibrium and welfare of each player is then explored.

Disclosure Statement

The authors report there are no competing interests to declare.

References

- Almgren, R. and N. Chriss (2001). Optimal execution of portfolio transactions. *Journal of Risk* 3, 5–40.
- Barzykin, A., R. Boyce, and E. Neuman (2024). Unwinding toxic flow with partial information. *arXiv preprint arXiv:2407.04510*.

- Bergault, P. and L. Sánchez-Betancourt (2024). A mean field game between informed traders and a broker. *arXiv preprint arXiv:2401.05257*.
- Bertsimas, D. and A. W. Lo (1998). Optimal control of execution costs. *Journal of financial markets* 1(1), 1–50.
- Cartea, A., R. Donnelly, and S. Jaimungal (2018). Enhancing trading strategies with order book signals. *Applied Mathematical Finance* 25(1), 1–35.
- Cartea, Á., G. Duran-Martin, and L. Sánchez-Betancourt (2023). Detecting toxic flow. *arXiv preprint arXiv:2312.05827*.
- Cartea, Á., S. Jaimungal, and J. Ricci (2014). Buy low, sell high: A high frequency trading perspective. *SIAM Journal on Financial Mathematics* 5(1), 415–444.
- Cartea, Á. and L. Sánchez-Betancourt (2022). Brokers and informed traders: dealing with toxic flow and extracting trading signals. *Available at SSRN 4265814*.
- Donnelly, R. and M. Lorig (2020). Optimal trading with differing trade signals. *Applied Mathematical Finance* 27(4), 317–344.
- Easley, D., M. M. L. De Prado, and M. O’Hara (2011). The microstructure of the” flash crash”: Flow toxicity, liquidity crashes, and the probability of informed trading. *Journal of Portfolio Management* 37(2), 118.
- Forsyth, P. A., J. S. Kennedy, S. T. Tse, and H. Windcliff (2012). Optimal trade execution: a mean quadratic variation approach. *Journal of Economic dynamics and Control* 36(12), 1971–1991.
- Glosten, L. R. and P. R. Milgrom (1985). Bid, ask and transaction prices in a specialist market with heterogeneously informed traders. *Journal of financial economics* 14(1), 71–100.
- Guéant, O., C.-A. Lehalle, and J. Fernandez-Tapia (2012). Optimal portfolio liquidation with limit orders. *SIAM Journal on Financial Mathematics* 3(1), 740–764.
- Herdegen, M., J. Muhle-Karbe, and F. Stebegg (2023). Liquidity provision with adverse selection and inventory costs. *Mathematics of Operations Research* 48(3), 1286–1315.
- Huang, X., S. Jaimungal, and M. Nourian (2019). Mean-field game strategies for optimal execution. *Applied Mathematical Finance* 26(2), 153–185.
- Kyle, A. S. (1985). Continuous auctions and insider trading. *Econometrica: Journal of the Econometric Society*, 1315–1335.

Øksendal, B. (2003). *Stochastic differential equations*. Springer.

Pham, H. (2009). *Continuous-time stochastic control and optimization with financial applications*, Volume 61. Springer Science & Business Media.

Schied, A. and T. Zhang (2019). A market impact game under transient price impact. *Mathematics of Operations Research* 44(1), 102–121.