

TRANSFORMER BASED SELF-CONTEXT AWARE PREDICTION FOR FEW-SHOT ANOMALY DETECTION IN VIDEOS

Gargi V. Pillai, Ashish Verma, Debashis Sen

Department of E&ECE, Indian Institute of Technology Kharagpur, India

ABSTRACT

Anomaly detection in videos is a challenging task as anomalies in different videos are of different kinds. Therefore, a promising way to approach video anomaly detection is by learning the non-anomalous nature of the video at hand. To this end, we propose a one-class few-shot learning driven transformer based approach for anomaly detection in videos that is self-context aware. Features from the first few consecutive non-anomalous frames in a video are used to train the transformer in predicting the non-anomalous feature of the subsequent frame. This takes place under the attention of a self-context learned from the input features themselves. After the learning, given a few previous frames, the video-specific transformer is used to infer if a frame is anomalous or not by comparing the feature predicted by it with the actual. The effectiveness of the proposed method with respect to the state-of-the-art is demonstrated through qualitative and quantitative results on different standard datasets. We also study the positive effect of the self-context used in our approach.

Index Terms— Anomaly detection, feature prediction, transformer network, self-context

1. INTRODUCTION

With an increase in demand of video surveillance systems for video anomaly detection (VAD), it is becoming increasingly important to develop intelligent surveillance systems to automatically detect anomalies in different kinds of scenarios [1]. Overcoming the challenging nature of VAD, many recent approaches on VAD based on deep learning have achieved significant improvements over classical approaches [2, 3]. These approaches can be generally categorized as reconstruction based [2, 4] and prediction based approaches [1, 3]. Most deep learning based VAD approaches model normality by training on data without anomaly and infers abnormality in the testing data using prediction or reconstruction error.

Reconstruction based VAD approaches detect anomalies by reconstruction of video frames, where low and high reconstruction errors represent normality and abnormality, respectively. Reconstruction based deep approaches largely include those based on autoencoders (AE) [2, 5] and its variants such as convolutional autoencoders (CAE) [6–9]. Prediction based deep approaches detect anomalies by predicting current frame

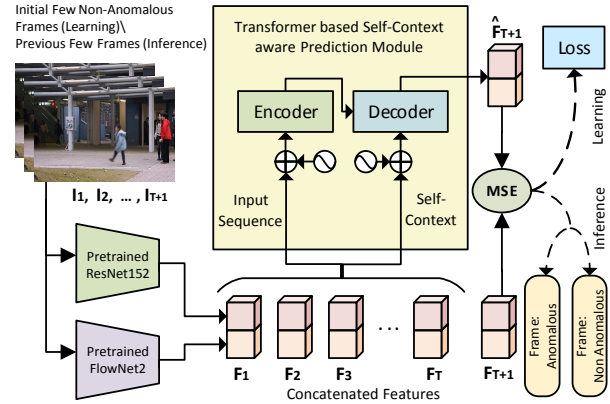


Fig. 1: Schematic of the proposed self-context aware video anomaly detection through one-class few-shot learning. F_1, F_2, \dots, F_{T+1} represent the concatenated spatial and temporal features of a set of $T + 1$ consecutive frames I_1, I_2, \dots, I_{T+1} in the video. Previous T frames are used for anomaly detection in the current $(T + 1)^{\text{th}}$ frame, by comparing its predicted feature vector to the actual during inference. The same loss is used in the network learning using its initial few non-anomalous frames for the video at hand.

features using that of previous frames. A low /high prediction error signifies the presence of normal /abnormal events. Prediction based approaches mostly include those using autoregressive models (AR) [10, 11], convolutional long short-term memory (CLSTM) [12] and generative adversarial networks (GAN) [3, 13–15]. Prediction-based approaches have been found to be successful in learning the invariances related to the temporal changes when an anomaly is not present, and hence, they perform well in VAD [16].

Most of the above deep learning based approaches that perform well in VAD are trained on a dataset of videos. Given the varying kinds of anomaly from one video to another, the scope of designing a model that can be trained through few-shot learning in the single video at hand would be interesting to explore. This can significantly reduce the training data requirement and be suitable for videos in different scenarios. In the last few years, transformers have been found to be extremely effective in sequence prediction [17]. In transformers, all sequence positions relevant to the encoder’s input are attended by every sequence position related to the data fed into the decoder [18]. This aspect can be leveraged to capture both the relation among and the context of the non-anomalous

frames of a video through only few-shot learning, as transformers are highly effective in modeling dependencies within samples in a sequence.

In this paper, we propose an approach for anomaly detection in a video based on one-class few-shot learning of the transformer network only using the initial few frames in that video. Our transformer network’s encoder gets the features of a few consecutive video frames as the input and its decoder predicts the feature vector of the subsequent frame in the video as the output. The input features into the encoder are employed as the input to the decoder as well, which allows them to act as a self-context attending over all the frames in the input sequence.

The one-class few-shot learning is performed considering the initial few non-anomalous video frames for the encoder and decoder inputs. The transformer learns the relation among the non-anomalous frames to predict the feature of the subsequent non-anomalous video frame, given the self-context. After the learning using the few initial non-anomalous frames of the video at hand, anomaly detection is performed in the rest of the video or continuously for the duration required. A frame is marked as anomalous when its feature vector predicted by our network using a few previous frames differs from the actual feature vector. During this inference, we use the actual or predicted (if the actual is anomalous) features of the previous few frames.

The feature vector of a video frame is obtained by concatenating the spatial and temporal features extracted using the pre-trained ResNet152 [19] and FlowNet2 [20] networks, respectively. Additionally, temporal consistency is also imposed to reduce false positives during the anomaly detection. The main contributions of this paper are:

- Video-specific one-class few-shot learning based VAD, where the non-anomalous nature is learned for the video at hand without any training on a dataset.
- The use of the transformer network for prediction-based VAD in a way where its sequence dependency modeling capabilities are thoroughly exploited under the attention of a self-context.

We demonstrate the superiority of our approach over the state-of-the-art through experimental results on standard datasets with different kinds of videos. An ablation study reveals that the use of the proposed self-context provides a significant boost to our VAD performance.

Section 2 describes our approach, the experimental results are given in Section 3, and Section 4 concludes the paper.

2. THE PROPOSED SELF-CONTEXT AWARE PREDICTION FOR VIDEO ANOMALY DETECTION

A pictorial overview of our proposed approach is shown in Fig 1. The central issue of the VAD problem in our hand can be formulated as: Given a few successive previous video frames represented by their features, we need to estimate the

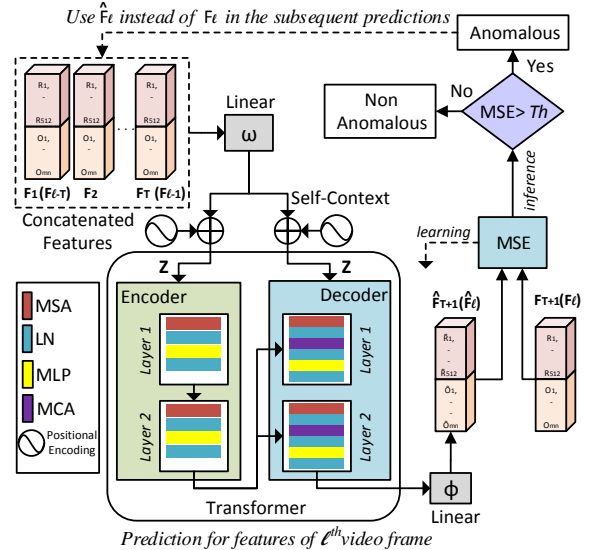


Fig. 2: Architecture of the proposed transformer based prediction module that leverages a self-context.

features in the next frame to decide if it is anomalous or not.

2.1. Video Frame Feature Extraction

We denote the feature vector representing the t^{th} frame in a sequence of video frames as F_t , which is obtained by concatenating spatial and temporal features following usual norms [6, 21]. We consider the features $R_i, i = 1, 2, \dots, 512$, extracted using the pretrained ResNet512 of [19] on the video frame as the spatial features, and the features $O_i, i = 1, 2, \dots, mn$, extracted using pretrained FlowNet2 of [20] on the video with frame size $m \times n$.

2.2. Our Transformer based Prediction for VAD

The architecture of the transformer based self-context aware prediction module is shown in Fig. 2, on which a one-class few-shot learning strategy is applied for anomaly detection during the inference. We consider a transformer [18] with substantially fewer number of encoder and decoder layers than usual, which we find is sufficient for our learning problem. While the encoder of the network contains the two standard modules of Multi-head Self-Attention (MSA) & Layer Normalization (LN), and Multi-Layer Perceptron (MLP) & LN both repeated only twice, the decoder contains the afore-said modules along with the standard module of Multi-head Cross-Attention (MCA) & LN again all of them repeated only twice (See Fig 2).

The feature vectors extracted from a few consecutive video frames are given as the sequence input to the encoder, acting upon which the decoder only predicts the feature vector of the next video frame after the sequence. The same input sequence is also fed into the decoder, and therefore, a learned representation of the input sequence (from encoder) is attended by another learned representation of the same

sequence (from decoder) at the MCA modules in the decoder forming the self-context.

Consider a sequence of feature vectors extracted from T consecutive video frames as F_1, F_2, \dots, F_T , and we estimate \hat{F}_{T+1} in an attempt to predict F_{T+1} from $F_t, t = 1, 2, \dots, T$. The feature vectors F_1, F_2, \dots, F_T are subjected to a learnable linear layer ω obtaining T vectors of a dimension as required by the transformer. Positional encoding [18] is then applied to embed the sequence position information yielding T position-aware feature vectors z_1, z_2, \dots, z_T , which are fed as the sequence input to the transformer’s encoder Γ_E consisting of just 2 layers of the standard MSA & LN and MLP & LN modules of [18]. The encoder provides a latent representation u of the input feature vector sequence $F_t, t = 1, 2, \dots, T$. Therefore, we have:

$$\begin{aligned} z_t &= \omega(F_t) + P(t), \quad t \in 1, \dots, T \\ u &= \Gamma_E(\mathbf{Z}), \quad \mathbf{Z} = \{z_1, z_2, \dots, z_T\} \end{aligned} \quad (1)$$

where $P(t)$ denotes the positional code value for the t^{th} feature vector F_t . The output u from the last layer of the encoder is fed into the decoder at all its MCA modules.

The position-aware feature vectors z_1, z_2, \dots, z_T are also fed to the transformer’s decoder Γ_D . The decoder’s output is subjected to a learnable linear layer ϕ , which provides only the estimate \hat{F}_{T+1} for the input feature vector sequence $F_t, t = 1, 2, \dots, T$. Therefore, we have:

$$\hat{F}_{T+1} = \phi(\Gamma_D(\mathbf{Z}, u)), \quad \mathbf{Z} = \{z_1, z_2, \dots, z_T\} \quad (3)$$

Note that, as our transformer predicts only \hat{F}_{T+1} from the input sequence $F_t, t = 1, 2, \dots, T$, which does not contain F_{T+1} , we do not require the mask function [18] used in the standard transformer. Further, we also do not require any recursion, where the output of the decoder is supplied as its input. The decoder Γ_D consists of just 2 layers of the standard MSA & LN, MCA & LN, MLP & LN modules and both the MCA modules receive u as the ‘value’ and ‘key’ quantities from the encoder Γ_E to be attended by the ‘query’ from Γ_D itself.

One-class Few-shot Learning: For the video at hand, we consider that an initial consecutive sequence of N frames (few-shot) are non-anomalous (one class), and their feature vectors F_1, F_2, \dots, F_N are used to pool multiple sets of $T + 1$ consecutive feature vectors for the transformer learning. A set of consecutive T video frames’ feature vectors are used to predict the $(T + 1)^{\text{th}}$ frame’s feature vector. In an epoch, every set of $T + 1$ consecutive feature vectors available from the N feature vectors are considered in random order with one set representing a learning iteration. For the learning, we consider the mean square error (MSE) loss function (\sim norm of vector difference) between a predicted feature vector \hat{F}_{T+1} and the corresponding actual feature vector F_{T+1} as follows:

$$L_{MSE} = \frac{1}{D} \sum_{j=1}^D (F_{T+1}(j) - \hat{F}_{T+1}(j))^2 \quad (4)$$

where, F_{T+1} is of dimension $D = 512 + mn$.

Inference for Anomaly Detection: All the frames in the video except the few initial ones used for learning are considered here for anomaly detection. To detect whether a frame is anomalous or not, the previous T frames are considered for the input to the transformer. As our transformer is trained to predict the non-anomalous feature vector of the current frame given a sequence of previous frames as input, the current frame will naturally be marked as anomalous if the predicted feature vector differs from its actual feature vector. We compute the difference (anomaly score) as the L_{MSE} (norm square of vector difference) between the actual and the predicted feature vectors. If for the t^{th} frame, $L_{MSE}(t) \geq Th$, then the frame is marked as an anomaly, where Th is the post-convergence average L_{MSE} for all the $N - T$ predictions performed during the learning in the video at hand. Note that, as our transformer works with non-anomalous features of consecutive frames as inputs for the prediction, the predicted feature vectors of the frames already marked as anomalous are considered in subsequent predictions for anomaly detection in the forthcoming frames, instead of the corresponding actual feature vectors. Finally, a temporal consistency is imposed by considering a frame as anomalous only when the frames in their immediate temporal neighborhood are also anomalous.

Table 1: Result comparison for UCSD Ped2, CUHK Avenue, and ShanghaiTech Campus datasets using Frame-level AUC (%)

Method	Ped2	Avenue	ShanghaiTech
ConvLSTM-AE [12], 2017	88.1	77.0	×
Zhu et al. [2], 2018	97.1	×	×
FFP+MC [13], 2018	95.4	85.1	72.8
ISTL [4], 2019	91.1	76.8	×
Abati et al. [10], 2019	95.4	×	72.5
Chen et. al. [14], 2020	96.6	×	×
DSTN [3], 2020	95.5	87.9	×
Multispace [15], 2020	95.4	86.8	73.6
ST-CaAE [6], 2020	92.9	83.5	×
Doshi et al. [21], 2020	97.8	86.4	71.6
Wang et al. [7], 2021	96.0	86.3	74.5
Anomaly3D [8], 2021	95.8	89.2	80.6
Msm-net [16], 2021	96.8	87.4	74.2
ROADMAP [1], 2021	96.3	88.3	76.6
TRD [11], 2021	98.2	89.3	80.2
Chang et al. [5], 2022	96.7	87.1	73.7
STCEN [9], 2022	96.9	86.6	73.8
Ours	98.6	89.4	80.6

3. EXPERIMENTAL RESULTS

Datasets and Evaluation Metrics: We present the qualitative and quantitative results of our VAD approach considering videos from three frequently used datasets, namely, the UCSD Pedestrian 2 (Ped2) dataset [22], the CUHK Avenue dataset [23], and the ShanghaiTech Campus dataset [13]. The

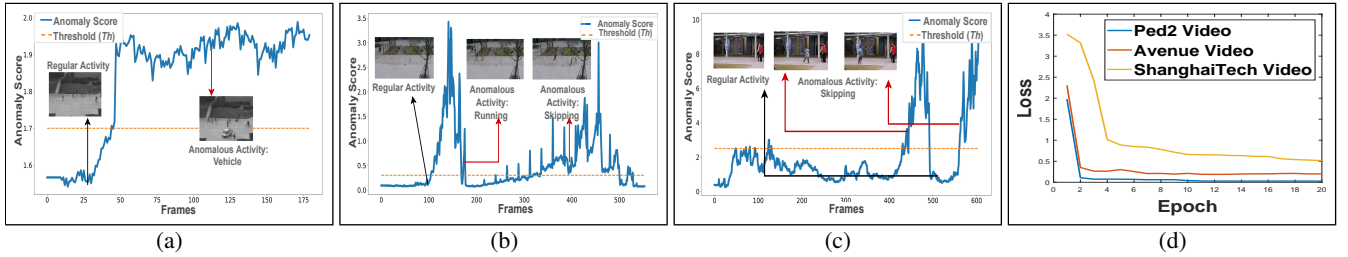


Fig. 3: Anomaly scores of few frames in videos from (a) UCSD Ped2 dataset, (b) ShanghaiTech Campus dataset, and (c) CUHK Avenue dataset. (d) Learning curves for a video each from the 3 datasets.

anomaly in the Ped2 dataset is non-pedestrians in a pedestrian path, anomalies in the Avenue dataset are running, moving in wrong direction and strange actions such as throwing, dancing etc., and anomalies in the ShanghaiTech dataset include running, skating and biking. We compare our model with several state-of-the-art methods using AUC at frame level [10, 15] and ROC curve, which are standard measures [10, 15].

Implementation Details: In the proposed network, we consider just 2 layers of the modules in the transformer’s encoder and decoder with the input dimension as 512. The number of heads used in the various multi-head attention modules is 2. We take $N = 50$, which is the number of initial non-anomalous frames considered for learning, and consider $T = 10$, which is the number of previous frames given at the input to perform the prediction related to the current frame. We use the Adam optimizer ($\text{lr} = 0.01$, $\beta = (0.9, 0.98)$) for the training, which runs for 100 epochs in a video.

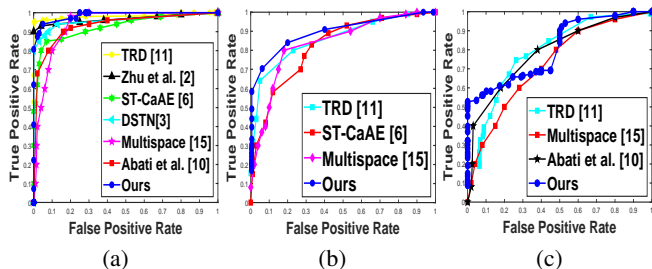


Fig. 4: Frame-level ROC curves for (a) UCSD Ped2, (b) CUHK Avenue, and (c) ShanghaiTech Campus datasets.

3.1. Results and Discussion

Our approach is quantitatively compared with around 17 existing approaches including the state-of-the-art on the three datasets. Table 1 shows the quantitative results of the different approaches including ours. We observe that our approach performs the best in terms of frame-level AUC on the Ped2 and Avenue datasets, and performs at par with the state-of-the-art on the ShanghaiTech dataset. The ROC curves for the three datasets shown in Figs. 4(a), (b) and (c) correspond to some of the AUC results in Table 1 including ours, where our approach is found to perform at least as good as the other compared methods. From the above observations, we find that the performance of our approach surpasses the state-of-the-art on the three datasets, which contain varied types of normality ranging from low to high complexity. For qualitative analysis, we visualize the anomaly score (L_{MSE}) for a set of frames

in a video each from the three datasets in Figs. 3(a), (b) and (c), where the corresponding thresholds on the anomaly score to detect anomalous activities are also given. As observed in the figure, our approach successfully detects a vehicle in pedestrian path, skipping and running as anomalous events as required. In Fig. 3(d), loss curves of our one-class few-shot learning on videos from the three datasets are given, which shows its efficiency represented by the fast convergence.

Ablation study: To understand the effect of the features used and the proposed use of self-context in our approach, an ablation study is performed using the Avenue dataset. Table 2 lists the results, where it is observed that Model I, which uses only the temporal features, performs better than Model II, which uses only the spatial features. Temporal features may be more important as anomalies in videos are mostly described by movements. Additionally, we observe that Model IV using both the feature types performs better than Model II, indicating the positive contribution of spatial features, which capture variations in the target /object appearance. Finally, consider the improvement achieved by Model IV (our final model) compared to Model III. The use of the input to the encoder into the decoder as well to form the self-context in our model is not considered in Model III, where a single pipeline with 2 layers of MSA & LN and MLP & LN modules are only used. The improvement highlights the significance of our proposed exploitation of a self-context for VAD.

Table 2: An ablation study of our approach on the CUHK Avenue dataset. DSF - Self-Context in the Decoder.

Model	ResNet	FlowNet	DSF	AUC %
Model I	×	✓	✓	79.5
Model II	✓	×	✓	55.0
Model III	✓	✓	×	81.5
Model IV	✓	✓	✓	89.4

4. CONCLUSION

A video anomaly detection approach has been proposed based on a one-class few-shot learning driven transformer prediction network that considers a self-context. Our learning strategy works on the video at hand, which not only reduces the training data requirement but also allows the capture of the video-relevant non-anomalous nature. Our approach has been found to perform well in comparison to the state-of-the-art on videos with different anomaly varieties, with the use of self-context resulting in a significant performance increase.

5. ACKNOWLEDGEMENT

Debashis Sen acknowledges the Science and Engineering Research Board (SERB), India for its assistance.

6. REFERENCES

- [1] Xuanzhao Wang, Zhengping Che, Bo Jiang, Ning Xiao, Ke Yang, Jian Tang, Jieping Ye, Jingyu Wang, and Qi Qi, "Robust unsupervised video anomaly detection by multipath frame prediction," *IEEE Trans. Neural Netw. Learn. Syst.*, 2021.
- [2] Huihui Zhu, Bin Liu, Yan Lu, Weihai Li, and Nenghai Yu, "Real-time anomaly detection with HMOF feature," *ICVIP*, pp. 49–54, 2018.
- [3] Thittaporn Ganokratanaa, Supavadee Aramvith, and Nicu Sebe, "Unsupervised anomaly detection and localization based on deep spatiotemporal translation network," *IEEE Access*, vol. 8, pp. 50312–50329, 2020.
- [4] Rashmika Nawaratne, Daminda Alahakoon, Daswin De Silva, and Xinghuo Yu, "Spatiotemporal anomaly detection using deep learning for real-time video surveillance," *IEEE Trans. Industr. Inform.*, vol. 16, no. 1, pp. 393–402, 2020.
- [5] Yunpeng Chang, Zhigang Tu, Wei Xie, Bin Luo, Shifu Zhang, Haigang Sui, and Junsong Yuan, "Video anomaly detection with spatio-temporal dissociation," *Patt. Recognit.*, vol. 122, pp. 108213, 2022.
- [6] Nanjun Li, Faliang Chang, and Chunsheng Liu, "Spatial-temporal cascade autoencoder for video anomaly detection in crowded scenes," *IEEE Trans. Multimedia*, vol. 23, pp. 203–215, 2020.
- [7] Wenqian Wang, Faliang Chang, and Huadong Mi, "Intermediate fused network with multiple timescales for anomaly detection," *Neurocomputing*, vol. 433, pp. 37–49, 2021.
- [8] Mujtaba Asad, Jie Yang, Enmei Tu, Liming Chen, and Xiangjian He, "Anomaly3d: Video anomaly detection based on 3d-normality clusters," *J. Vis. Commun. Image Represent.*, vol. 75, pp. 103047, 2021.
- [9] Yi Hao, Jie Li, Nannan Wang, Xiaoyu Wang, and Xinbo Gao, "Spatiotemporal consistency-enhanced network for video anomaly detection," *Patt. Recognit.*, vol. 121, pp. 108232, 2022.
- [10] Davide Abati, Angelo Porrello, Simone Calderara, and Rita Cucchiara, "Latent space autoregression for novelty detection," *CVPR*, pp. 481–490, 2019.
- [11] Gargi V Pillai and Debashis Sen, "Anomaly detection in nonstationary videos using time-recursive differencing network-based prediction," *IEEE Geosci. Remote. Sens. Lett.*, 2021.
- [12] Weixin Luo, Wen Liu, and Shenghua Gao, "Remembering history with convolutional LSTM for anomaly detection," *ICME*, pp. 439–444, 2017.
- [13] Wen Liu, Weixin Luo, Dongze Lian, and Shenghua Gao, "Future frame prediction for anomaly detection—a new baseline," *CVPR*, pp. 6536–6545, 2018.
- [14] Dongyue Chen, Pengtao Wang, Lingyi Yue, Yuxin Zhang, and Tong Jia, "Anomaly detection in surveillance video based on bidirectional prediction," *Image Vis. Comput.*, vol. 98, pp. 103915, 2020.
- [15] Yu Zhang, Xiushan Nie, Rundong He, Meng Chen, and Yilong Yin, "Normality learning in multispace for video anomaly detection," *IEEE Trans. Circuits Syst. Video Technol.*, 2020.
- [16] Yiheng Cai, Jiaqi Liu, Yajun Guo, Shaobin Hu, and Shinnan Lang, "Video anomaly detection with multi-scale feature and temporal information fusion," *Neurocomputing*, vol. 423, pp. 264–273, 2021.
- [17] Yuqing Wang, Zhaoliang Xu, Xinlong Wang, Chunhua Shen, Baoshan Cheng, Hao Shen, and Huaxia Xia, "End-to-end video instance segmentation with transformers," in *CVPR*, 2021, pp. 8741–8750.
- [18] Ashish Vaswani, Noam Shazeer, Niki Parmar, Jakob Uszkoreit, Llion Jones, Aidan N Gomez, Lukasz Kaiser, and Illia Polosukhin, "Attention is all you need," *Adv. Neural Inf. Process. Syst.*, vol. 30, 2017.
- [19] Kaiming He, Xiangyu Zhang, Shaoqing Ren, and Jian Sun, "Deep residual learning for image recognition," *CVPR*, pp. 770–778, 2016.
- [20] Eddy Ilg, Nikolaus Mayer, Tonmoy Saikia, Margret Keuper, Alexey Dosovitskiy, and Thomas Brox, "FlowNet 2.0: Evolution of optical flow estimation with deep networks," *CVPR*, pp. 2462–2470, 2017.
- [21] Keval Doshi and Yasin Yilmaz, "Continual learning for anomaly detection in surveillance videos," *CVPRW*, pp. 254–255, 2020.
- [22] Antoni B Chan and Nuno Vasconcelos, "Modeling, clustering, and segmenting video with mixtures of dynamic textures," *IEEE Trans. Patt. Anal. Mach. Intell.*, vol. 30, no. 5, pp. 909–926, 2008.
- [23] Cewu Lu, Jianping Shi, and Jiaya Jia, "Abnormal event detection at 150 fps in matlab," *ICCV*, pp. 2720–2727, 2013.