

The Complexity of Local Stoquastic Hamiltonians on 2D Lattices

Gabriel Waite^{1,*} and Michael J. Bremner^{1,†}

¹*Centre for Quantum Computation and Communication Technology,
Centre for Quantum Software and Information, School of Computer Science,
Faculty of Engineering & Information Technology,
University of Technology Sydney, NSW 2007, Australia*

We show the 2-LOCAL STOQUASTIC HAMILTONIAN problem on a 2D square lattice is StoqMA-complete. We achieve this by extending the spatially sparse circuit construction of Oliveira and Terhal, as well as the perturbative gadgets of Bravyi, DiVincenzo, Oliveira, and Terhal. Our main contributions demonstrate StoqMA circuits can be made spatially sparse and that geometrical, stoquastic-preserving, perturbative gadgets can be constructed.

I. INTRODUCTION

A central problem in quantum computing is the computational complexity of determining the ground state energy of a local Hamiltonian. It is well-known the LOCAL HAMILTONIAN problem is QMA-complete, making it intractable for both classical and quantum computers [1]. Interesting variations of the problem have been extensively studied, including geometrical restrictions [2–5], sign restrictions [4, 5], specific Hamiltonian types [6–8], and commuting variants [9–14]. Many restrictions play an important role in modelling physically relevant many-body systems, especially those that are geometrically local. In this work, we study the complexity of the LOCAL STOQUASTIC HAMILTONIAN problem when geometrical constraints are imposed; specifically 2D square lattice constraints.

The class of Hamiltonians with non-positive off-diagonal elements in the computational basis, known as stoquastic Hamiltonians, are of interest since they avoid the sign problem of Monte Carlo simulations [15–17]. This makes them candidate systems for Monte Carlo methods [18–22]. Additionally, stoquastic Hamiltonians can be used as a gateway method of ‘curing’ the sign problem other, more general systems may exhibit [21, 23]. To capture the problem of finding the ground state energy of stoquastic Hamiltonians, the class StoqMA was introduced [6] which lies between MA and QMA in the complexity hierarchy. Strong amplification procedures for this class that only require a single copy of the proof state are not yet known [24–26], making StoqMA an interesting and challenging class to study. Important conjectures are established with respect to StoqMA’s containment in MA under certain amplification procedures [24]; one such example is that StoqMA₁ (StoqMA with perfect completeness) is contained in MA [27].

Bravyi, Bessen, and Terhal [7] demonstrated that the k -LOCAL STOQUASTIC HAMILTONIAN problem is StoqMA-complete for $k \geq 2$. This result was achieved using a circuit-to-Hamiltonian construction similar to the original Feynman-Kitaev framework [1], showing that locality beyond two does not affect the problem’s complexity. Additionally, it was also shown that the 2-LOCAL STOQUASTIC HAMILTONIAN problem is MA-hard, further supporting the connection between stoquasticity and classical complexity classes [7].

In this work, we consider 2-local stoquastic (qubit) Hamiltonians constrained to 2D regular lattices. This natural geometric constraint is often used for modelling physical systems, such as the Heisenberg model on a square lattice [3, 4]. We show the MA-hardness and StoqMA-completeness persist even under these geometrical restrictions in qubit systems. This is achieved through a perturbative gadget construction that allows for locality reductions, while preserving stoquasticity. Our work extends existing techniques, particularly those from Ref. [2] and Ref. [7], to enable the subdivision of interaction edges while maintaining the locality of interactions. This approach not only expands the scope of stoquastic gadget constructions but also provides new insights into the complexity of local stoquastic Hamiltonians on lattice geometries.

We discuss a parent stoquastic Pauli Hamiltonian that is naturally StoqMA-complete. This Hamiltonian is defined by a term-wise stoquastic construction where each term represents a 2-local Pauli interaction. A notable restriction of this class is the transverse-field Ising model [4, 28], making it a candidate for complexity reductions. Although certain restrictions of this Hamiltonian are known to be contained in StoqMA, it remains an open question whether these are StoqMA-complete. Answering this problem could be approached through careful gadget constructions.

This work opens several avenues for future research. For instance, it is worth investigating whether specific stoquastic Pauli Hamiltonians on 2D lattices, such as the transverse field Ising model, are StoqMA-complete. Another intriguing

* gabriel.waite@student.uts.edu.au

† michael.bremner@uts.edu.au

direction would be to explore the complexity of the antiferromagnetic Heisenberg model on bipartite lattices, a problem which is still only known to be contained in StoqMA [4, 28]. Furthermore, we raise the question of whether the graphical structure of a local stoquastic Hamiltonian can be exploited to construct a guiding state [29]. Can we reduce the degree of a planar graph representing a local stoquastic Hamiltonian to three while maintaining the problem’s complexity? These are significant open questions that arise naturally from our work and point to a rich potential for future developments.

Recently, Raza, Eisert, and Grilo [30] studied the complexity of geometrically constrained stoquastic Hamiltonians, providing a direct embedding of quantum circuits without perturbative gadgets. Their results include MA-hardness of high-dimensional qudit systems on 2D lattices and even 1D lines, as well as StoqMA-completeness for 2D lattices. A consequence of their approach is an increase in particle dimension, which stems from Toffoli gates being 3-local in qubit systems. However, this higher dimensionality allows for more direct applicability across a broader range of qudit dimensions and geometries, enhancing theoretical generality. In contrast, our approach uses spatially sparse constructions and perturbative reductions to reduce to Hamiltonians of qubits on a square lattice, which has close ties to many physically relevant systems. Moreover, our reduction technique draws on well-established methods from the literature, allowing application to a wider variety of problems beyond the specific case considered here. While Ref. [30] offers a compelling alternative perspective on the complexity of stoquastic Hamiltonians, their conclusions are complementary rather than contradictory to our results. Both approaches contribute valuable insights, highlighting different trade-offs between generality and physical relevance.

Outline. In Section II, we introduce the necessary background and definitions, including the definition of the class StoqMA. We then summarise the technical contributions of this work. In Section III, we review the appropriate Feynman-Kitaev clock construction necessary for stoquastic Hamiltonians, both for the classes MA and StoqMA, this establishes notation and intuition for the subsequent sections. We also discuss and define a spatially sparse graph construction, then proceed to prove the StoqMA-completeness of the 6-LOCAL STOQUASTIC HAMILTONIAN problem on spatially sparse graphs. Section IV outlines and summaries the preliminaries for the perturbative gadgets used in the reduction of the 6-LOCAL STOQUASTIC HAMILTONIAN problem to the 2-LOCAL STOQUASTIC HAMILTONIAN problem. We then introduce new perturbative gadgets required for the geometrical reduction in Section V. Using the tools from the previous sections, we prove the StoqMA-completeness of the 2-LOCAL STOQUASTIC HAMILTONIAN problem on 2D lattices. Finally, in Section VI, we discuss a parent stoquastic Pauli Hamiltonian that is naturally StoqMA-complete amongst other Pauli Hamiltonians that fall into the stoquastic regime. The appendices contain various technical proofs concerning: gadget applications — in Appendix A, Appendix B and Appendix C, and circuit mappings — in Appendix D and Appendix E.

II. PRELIMINARIES AND TECHNICAL SUMMARY

For brevity, we will omit identity terms and the operation \otimes in tensor product strings; for example, $A \otimes \mathbb{I} \otimes B \otimes \mathbb{I} = A_1 B_3$. Let the Pauli matrices be denoted as X , Y and Z . The Z -basis refers to the computational basis of qubits — the eigenbasis of the Pauli- Z operator, $\{|0\rangle, |1\rangle\}$. The X -basis refers to the eigenbasis of the Pauli- X operator, $\{|+\rangle, |-\rangle\}$.

A k -local Hamiltonian on n qubits, $H = \sum_j H_j$, is a sum of local terms H_j where the term acts non-trivially on a subset of at most k qubits. We assume $\|H_j\| = O(\text{poly}(n))$ and each Hamiltonian term can be expressed using $\text{poly}(n)$ bits. A given local Hamiltonian admits an associated *interaction (hyper)graph* $G = (\mathcal{V}, \mathcal{E})$. At each vertex of the graph there lies a two-dimensional Hilbert space, \mathbb{C}^2 , representing a qubit. Each (hyper)edge of the graph represents a local interaction term between qubits and will only contain those qubits acted on non-trivially by the Hamiltonian term. Fig. 1 demonstrates how we will visually represent a 2-local interaction edge between two qubits, u and v ; where appropriate, the subscripts will be omitted.

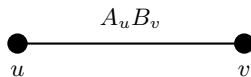


FIG. 1. A pictorial representation of an interaction edge. The labels u/v either represent single qubits or a set of qubits. The term $A_u B_v$ represents the local interaction between u and v .

We now present formal definitions of the relevant problem, local Hamiltonian family and complexity class for this work.

Definition 1 (LOCAL HAMILTONIAN). Given a k -local Hamiltonian H acting on an n qubit system with parameters $a, b \in \mathbb{R}$ such that $b - a \geq 1/\text{poly}(n)$, determine whether $\lambda_0(H) \leq a$ or $\lambda_0(H) > b$ promised one is true.

Local stoquastic Hamiltonians are a subclass of local Hamiltonians, with each term having non-positive off-diagonal elements in the computational basis.

Definition 2 (Stoquastic Hamiltonian). A Hamiltonian on n qubits is said to be stoquastic if, in the computational basis, $\langle x | H | y \rangle \leq 0$, for any $x \neq y$ where $|x\rangle, |y\rangle \in (\mathbb{C}^2)^{\otimes n}$.

The LOCAL STOQUASTIC HAMILTONIAN problem is defined analogously with the additional restriction that each interaction term is stoquastic. The Hermitian property of Hamiltonians implies that the off-diagonal and diagonal terms are real. The LOCAL STOQUASTIC HAMILTONIAN problem is complete for the class StoqMA. The complexity class StoqMA lies between MA and QMA, specifically,

$$\text{P} \subseteq \text{BPP} \subseteq \text{MA} \subseteq \text{StoqMA} \subseteq \text{QMA}.$$

It is also known that the LOCAL STOQUASTIC HAMILTONIAN problem is hard for the class MA [7]. A formal definition of MA follows in Section III.

To define StoqMA, we first introduce the concept of a stoquastic verification circuit.

Definition 3 (Stoquastic Verification Circuit). A stoquastic verification circuit is a tuple $S_n = (n, w, m, p, U)$ where n is the number of input qubits, w is the number of proof qubits, m is the number of ancillae initialised in the $|0\rangle$ state and p is the number of ancillae initialised in the $|+\rangle$ state. The circuit U is a quantum circuit on $M := n + w + m + p$ qubits, comprised of $T = O(\text{poly}(n))$ gates from the set $\{X, \text{CNOT}, \text{TOFFOLI}\}$. The acceptance probability of a stoquastic verification circuit S_n , given some input string $x \in \Sigma^n$ and a proof state $|\xi\rangle \in \mathbb{C}^{2^w}$ is defined as:

$$\Pr[S_n(x, |\xi\rangle)] = \langle \phi | U^\dagger \Pi_{\text{out}} U | \phi \rangle,$$

where $|\phi\rangle = |x, \xi, 0^m, +^p\rangle$ and $\Pi_{\text{out}} = |+\rangle\langle +|_1$ is a projector onto the output qubit.

Note that $w, m, p = O(\text{poly}(n))$.

Definition 4 (StoqMA(α, β)). A decision problem $L = (L_{\text{YES}}, L_{\text{NO}})$ belongs to the class StoqMA(α, β) if there exists a polynomial-time generated stoquastic circuit family $\mathcal{S} = \{S_n : n \in \mathbb{N}\}$, where each stoquastic circuit S_n acts on $n + w + m + p$ input qubits and produces one output qubit, such that:

Completeness: For all $x \in L_{\text{YES}}$, $\exists |\xi\rangle \in (\mathbb{C}^2)^{\otimes w}$, such that, $\Pr[S_{|x|}(x, |\xi\rangle) = 1] \geq \alpha(|x|)$

Soundness: For all $x \notin L_{\text{YES}}$, $\forall |\xi\rangle \in (\mathbb{C}^2)^{\otimes w}$, then, $\Pr[S_{|x|}(x, |\xi\rangle) = 1] \leq \beta(|x|)$

The term α refers to the completeness parameter and β the soundness parameter, where $1/2 \leq \beta(|x|) < \alpha(|x|) \leq 1$ and satisfying $\alpha - \beta \geq \frac{1}{\text{poly}(|x|)}$.

Unlike QMA and MA, the completeness and soundness parameters cannot be amplified for StoqMA. It was conjectured by Aharonov, Grilo and Liu [24] that

$$\text{StoqMA}(\alpha, \beta) \subseteq \text{StoqMA}(1 - 2^{-l(n)}, \frac{1}{2} + 2^{-l(n)})$$

where $l(n)$ is some polynomial in the system size. Interestingly, via a clever application of distribution testing, Liu [25] was able to prove a method for soundness error-reduction, specifically

$$\text{StoqMA}\left(\frac{1}{2} + \frac{\alpha}{2}, \frac{1}{2} + \frac{\beta}{2}\right) \subseteq \text{StoqMA}\left(\frac{1}{2} + \frac{\alpha^r}{2}, \frac{1}{2} + \frac{\beta^r}{2}\right)$$

where $r = \text{poly}(n)$. A slight downfall to this reduction is that it requires r copies of the proof state. We therefore assume the parameters are fixed as in Definition 4.

Remark 1 (Merlin's message). In the class StoqMA, we describe the interaction between Merlin and Arthur by explicitly distinguishing the components each party contributes. This framing is consistent with the formal definition from Ref. [6] and subsequent works [5, 24, 25, 31]. To concisely represent this interaction, we define a tuple $(\xi, S_{|x|})$, where ξ is the proof state provided by Merlin and $S_{|x|}$ is the verification circuit controlled by Arthur. The verification process is structured as follows: $S_{|x|}$ takes as input the problem instance x , includes polynomially many $|0\rangle$ - and $|+\rangle$ -ancillae, and is described by a polynomial-sized stochastic verification circuit. Without loss of generality, we assume an even number of $|+\rangle$ -ancillae in the circuit. This re-framing captures the essential aspects of the class StoqMA while making the roles of Merlin and Arthur more intuitive.

A. Technical Summary

The main contribution of this work establishes the StoqMA-completeness of the 2-LOCAL STOQUASTIC HAMILTONIAN problem on 2D lattices of qubit systems. We follow the framework outlined by Oliveira and Terhal. To start, we show that a SWAP network can be used to map long-range StoqMA circuits to nearest-neighbour circuits. The number of gates increases by a factor $\Theta(n)$ using this approach and results in a polynomial overhead on the depth of the verification circuit. Importantly, the circuit statistics are preserved, i.e., the completeness and soundness parameters are not affected.

We proceed by mapping general StoqMA circuits to a spatially sparse circuit construction. This entails a polynomial increase in the number of system qubits and a linear increase in the number of overall gates. The reason is so that each qubit only interacts with a constant number of others in a geometrically local neighbourhood. Surprisingly, this mapping also preserves the statistics of the circuit (see Appendix E). Fig. 2 gives an overview of the required circuit modifications.

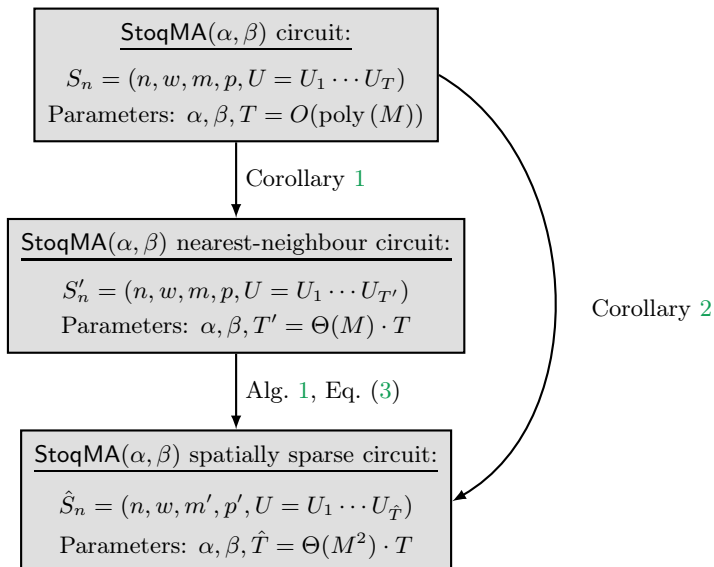


FIG. 2. Workflow of the required circuit modifications. We take generic (long-range) StoqMA circuits to ones comprised of only nearest-neighbour gates. A subsequent mapping takes such circuits to the spatially sparse construction. Here, $M := n+w+m+p$ is the total number of qubits in the circuit. Additionally, $m' > m$ and $p' > p$ are the number of ancilla qubits required for the spatially sparse construction. The important parameters at each stage are: the completeness parameter, the soundness parameter and the gate count.

We then employ the (stoquastic) Feynman-Kitaev clock construction for the spatially sparse circuit, proving the StoqMA-completeness of the 6-LOCAL STOQUASTIC HAMILTONIAN problem on spatially sparse graphs. This mapping is essentially the same as the standard StoqMA-hardness proof but takes special care with how the clock qubits are oriented.

Theorem 4. *The 6-LOCAL STOQUASTIC HAMILTONIAN problem on a spatially sparse graph is StoqMA-complete.*

We then review the perturbative gadgets used in the reduction of the 6-LOCAL STOQUASTIC HAMILTONIAN problem to the 2-LOCAL STOQUASTIC HAMILTONIAN problem. Motivated by the design of these gadgets, specifically the subdivision gadget, we construct a family of new perturbative gadgets required for the geometrical reduction. Using intuition from Ref. [2], it is possible to reduce the 2-LOCAL STOQUASTIC HAMILTONIAN problem to a degree-4 planar graph. The technical challenge in this part is ensuring each gadget term is stoquastic, that no unwanted terms are introduced and that perturbative gadgets to second-order produce no unwanted cross terms. We employ the Schrieffer-Wolff transformation to analyse the effect of the perturbative gadgets. Importantly, the reduction from a spatially sparse graph to a planar graph is done in a way that only requires a constant number of perturbative gadgets.

Theorem 5. *Given a 2-local stoquastic Hamiltonian on a spatially sparse graph, H , there exists a 2-local stoquastic Hamiltonian on a degree-4 planar graph with a straight-line drawing in the plane that approximates H .*

A subsequent embedding procedure from the planar graph to the 2D square lattice is then discussed. Since this

mapping is efficient and only requires an additional constant number of perturbative gadgets, we establish the StoqMA-completeness of the 2-LOCAL STOQUASTIC HAMILTONIAN problem on 2D lattices.

Theorem 6. *The 2-LOCAL STOQUASTIC HAMILTONIAN problem on a 2D square lattice is StoqMA-complete.*

The contributions of this work are summarised in Fig. 3.

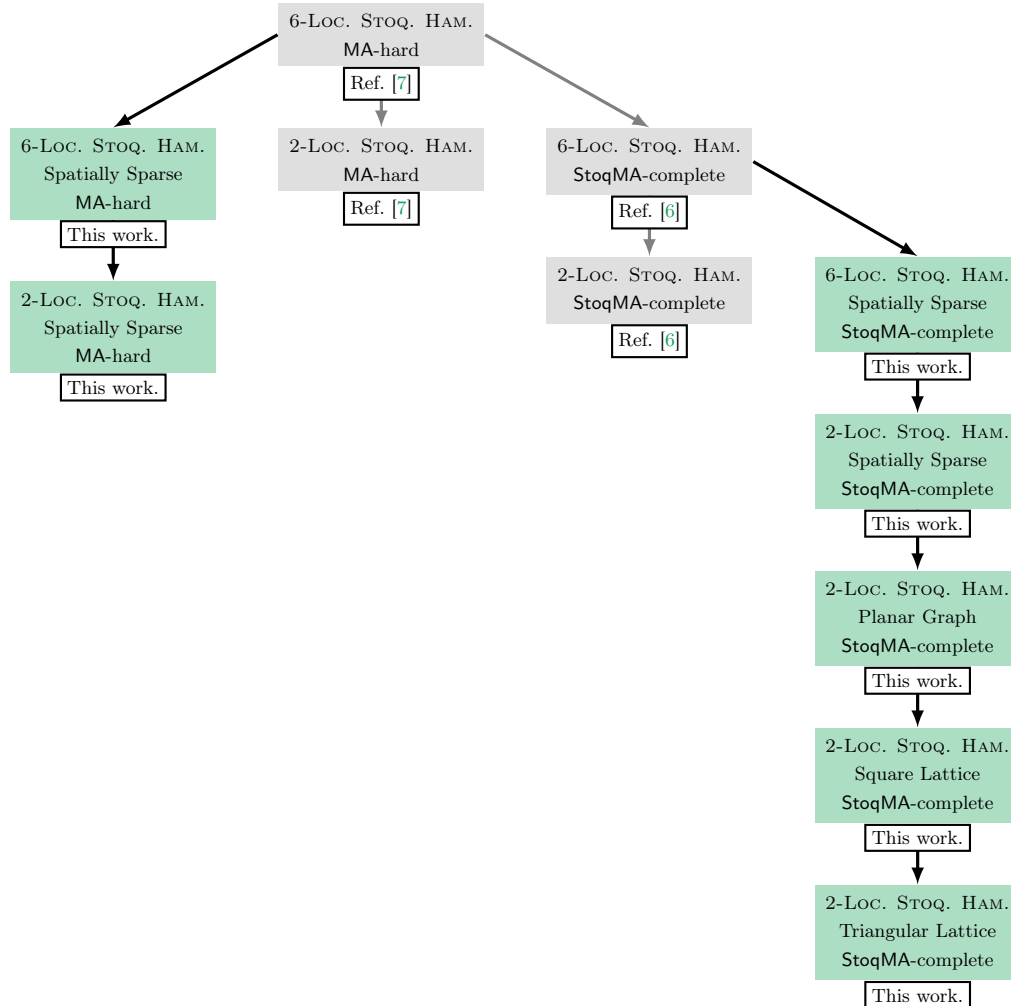


FIG. 3. A flow diagram of the complexity of the LOCAL STOQUASTIC HAMILTONIAN problem. Arrows represent modifications/reductions to the problem. Grey boxes represent the results of prior work. Green boxes represent the results of this work.

III. THE COMPLEXITY OF THE STOQUASTIC HAMILTONIAN PROBLEM

Being a restriction of the standard LOCAL HAMILTONIAN problem implies the LOCAL STOQUASTIC HAMILTONIAN problem is naturally in QMA. Furthermore, it is also at least NP-hard since all classical local Hamiltonians are stoquastic. The main challenge is determining whether the problem is complete for any complexity class. Bravyi *et al.* [7] considered a semi-classical variant of MA — MA_q — which subsequently led to the MA-hardness of the 6-LOCAL STOQUASTIC HAMILTONIAN problem. The result followed from the conclusion that $MA_q = MA$. A later work from Bravyi *et al.* [6] considered a more ‘quantum’ variant of MA — StoqMA — where it followed that the 2-LOCAL STOQUASTIC HAMILTONIAN problem was StoqMA-complete. Analysing the results concerning the MA-hardness is fruitful for the StoqMA-hardness results that follow.

Definition 5 (Semi-Classical Verification Circuit). A semi-classical verification circuit is a tuple $F_n = (n, w, m, p, U)$ where n is the number of input qubits, w is the number of proof qubits, m is the number of ancillae initialised in

the $|0\rangle$ state and p is the number of ancillae initialised in the $|+\rangle$ state. The circuit U is a quantum circuit on $M := n + w + m + p$ qubits, comprised of $T = O(\text{poly}(n))$ gates from the set $\{X, \text{CNOT}, \text{TOFFOLI}\}$. The acceptance probability of a semi-classical verification circuit F_n , given some input string $x \in \Sigma^n$ and a proof state $|\xi\rangle \in \mathbb{C}^{2^w}$ is defined as:

$$\Pr[F_n(x, |\xi\rangle)] = \langle \phi | U^\dagger \Pi_{\text{out}} U | \phi \rangle,$$

where $|\phi\rangle = |x, \xi, 0^m, +^p\rangle$ and $\Pi_{\text{out}} = |1\rangle\langle 1|_1$ is a projector onto the output qubit.

Note that this definition differs from Definition 3 in that the output qubit is measured in the Z -basis.

Definition 6 (MA_q [7]). A decision problem $L = (L_{\text{YES}}, L_{\text{NO}})$ belongs to the class MA_q if there exists a polynomial-time generated stoquastic circuit family $\mathcal{F} = \{F_n : n \in \mathbb{N}\}$, where each semi-classical circuit F_n acts on $n + w + m + p$ input qubits and produces one output qubit, such that:

Completeness: For all $x \in L_{\text{YES}}, \exists |\xi\rangle \in (\mathbb{C}^2)^{\otimes w}$, such that, $\Pr[F_{|x|}(x, |\xi\rangle) = 1] \geq 2/3$

Soundness: For all $x \notin L_{\text{YES}}, \forall |\xi\rangle \in (\mathbb{C}^2)^{\otimes w}$, then, $\Pr[F_{|x|}(x, |\xi\rangle) = 1] \leq 1/3$

Note that $w, m, p = O(\text{poly}(n))$. The purpose of considering a semi-classical variant was to promote the BPP verification circuit to a classically reversible BQP circuit. Restricting Merlin to sending only classical proof states allows for the conclusion that $\text{MA}_q = \text{MA}$ [7, Lemma 2]. A key difference between MA_q and StoqMA is that Arthur measures only in the Z -basis for MA_q and only in the X -basis for StoqMA . The X -basis measurement for StoqMA circuits makes amplification of the completeness and soundness difficult using current techniques. MA_q , on the other hand, does admit amplification, and it is known that $\text{MA}_1 = \text{MA}$ [32]; hence the same applies for MA_q .

A direct application of Feynman-Kitaev circuit-to-Hamiltonian construction on MA_q circuits was sufficient to show the MA-hardness of the 6-LOCAL STOQUASTIC HAMILTONIAN problem. An alternate method is required to prove StoqMA -hardness of the problem due to the inability to apply the circuit-to-Hamiltonian construction exactly for StoqMA circuits. This is a consequence of the fact that we do not have robust methods to amplify the completeness and soundness parameters. In this section, we recap both the MA_q -hardness and StoqMA -hardness results. We then show how the spatially sparse construction of Ref. [2] can be used to prove the MA_q -hardness and StoqMA -hardness of 6-local stoquastic Hamiltonians. We cover both ideas since a large portion of the work for the StoqMA -hardness result is in the MA-hardness proof. The completeness of the results follows directly from Ref. [6].

A. MA-hardness of the Local Stoquastic Hamiltonian Problem

We recap the original MA-hardness proof of 6-local stoquastic Hamiltonians due to Bravyi, DiVincenzo, Oliveira and Terhal [7], then outline the important steps of the spatially sparse extension. The process of extending the Feynman-Kitaev construction to a spatially sparse lattice is well-known [2, 4]. Our goal is to demonstrate how this idea can apply to local stoquastic Hamiltonians.

Theorem 1 ([7]). *The 6-LOCAL STOQUASTIC HAMILTONIAN problem is MA-hard.*

Proof. We employ the Feynman-Kitaev circuit-to-Hamiltonian construction to prove the problem is hard for the class MA. Let $F_{|x|}$ be Arthur's semi-classical verification circuit. Recall $\text{MA}_q = \text{MA}$. Let the input to the circuit be an $N := n + w + m + p$ qubit register comprised of four parts: the input state $|x\rangle$ of n qubits, the proof state $|\xi\rangle$ of w qubits, the ANCILLA register of m qubits initialised to $|0\rangle$ and the COIN register of p qubits initialised to $|+\rangle$. Let $F_{|x|}$ comprise a sequence of T Toffoli gates denoted as R_T, \dots, R_1 .

Define a Hamiltonian $H = H_{\text{in}} + H_{\text{out}} + H_{\text{prop}} + H_{\text{clock}}$ acting on a register of T CLOCK qubits labelled as c_1, \dots, c_T and the N -qubit input register. Let the output measured qubit be denoted q ; for this instance, Arthur can measure using only the Z -basis. Each Hamiltonian term is defined as a penalising Hamiltonian and must be stoquastic.

$$H_{\text{in}} := \sum_{i=1}^n |\bar{x}_i\rangle\langle \bar{x}_i|_i \otimes |0\rangle\langle 0|_{c_1} + \sum_{j=1}^m |1\rangle\langle 1|_{\text{ANC},j} \otimes |0\rangle\langle 0|_{c_1} + \sum_{i=1}^p |-\rangle\langle -|_{\text{COIN},i} \otimes |0\rangle\langle 0|_{c_1},$$

$$H_{\text{out}} := |0\rangle\langle 0|_q \otimes |1\rangle\langle 1|_{c_T}, \tag{1}$$

$$H_{\text{clock}} := \sum_{t=1}^{T-1} |01\rangle\langle 01|_{c_t, c_{t+1}}, \tag{2}$$

$$H_{\text{prop}} := \sum_{t=1}^T H_{\text{prop}}(t).$$

We define the propagation Hamiltonian terms in the following way:

$$\begin{aligned} H_{\text{prop}}(1) &= |00\rangle\langle 00|_{c_1, c_2} + |10\rangle\langle 10|_{c_1, c_2} - R_1 \otimes (|10\rangle\langle 00|_{c_1, c_2} + |00\rangle\langle 10|_{c_1, c_2}), \\ H_{\text{prop}}(t) &= |100\rangle\langle 100|_{c_{t-1}, c_t, c_{t+1}} + |110\rangle\langle 110|_{c_{t-1}, c_t, c_{t+1}} \\ &\quad - R_t \otimes (|110\rangle\langle 100|_{c_{t-1}, c_t, c_{t+1}} + |100\rangle\langle 110|_{c_{t-1}, c_t, c_{t+1}}), \quad 1 < t < T \\ H_{\text{prop}}(T) &= |10\rangle\langle 10|_{c_{T-1}, c_T} + |11\rangle\langle 11|_{c_{T-1}, c_T} - R_T \otimes (|11\rangle\langle 10|_{c_{T-1}, c_T} + |10\rangle\langle 11|_{c_{T-1}, c_T}). \end{aligned}$$

Note that H_{in} , H_{out} and H_{clock} are all 2-local Hamiltonians. The terms $H_{\text{prop}}(1)$ and $H_{\text{prop}}(T)$ are 5-local and $H_{\text{prop}}(t)$ terms are 6-local. It is straightforward to show each Hamiltonian term is stoquastic. Notice that $|-\rangle\langle -| = \frac{1}{2}(\mathbb{I} - X)$, $|1\rangle\langle 1| = \frac{1}{2}(\mathbb{I} + Z)$ and H_{out} , H_{clock} are diagonal; hence H_{in} , H_{out} and H_{clock} are all 2-local *stoquastic* Hamiltonians. The terms $R_t \otimes (\dots)$ in $H_{\text{prop}}(t)$ will have off-diagonal elements that are strictly positive. Therefore, each $H_{\text{prop}}(t)$ term is stoquastic. To conclude, we simply leverage the original arguments from Ref. [1] to show that in the YES case, there exists a proof state such that the Hamiltonian H has eigenvalues at most $\epsilon/(T+1)$. In the NO case, all eigenvalues are at least $c(1 - \sqrt{\epsilon})/T^3$. ■

B. Circuit Modifications

Converting a standard MA_q or StoqMA circuit to one which is spatially sparse in design requires two steps. The first is to replace all long-range gates with ones that are nearest-neighbour. Then, we map the nearest-neighbour circuit to one with a large number of ancillae qubits and some extra gates. The general purpose of the spatially sparse modification is to make it so that each qubit is only acted on by a constant number of gates. Instead of analysing both MA_q and StoqMA circuits separately, we will focus on the StoqMA case. The same logic applies to MA_q circuits. The workflow of these reductions is given in Fig. 2.

Nearest-neighbour circuits. The *range* of a gate we define as the maximum distance between any two qubits the gate acts on. The distance metric is the number of registers between the two registers the qubits belong to. The worst case is when a gate acts on the first and last qubits in the circuit register, giving a range of $M-1 = \Theta(M)$. To replace a long-range gate with a nearest-neighbour one, we employ a SWAP network procedure. The SWAP network is a sequence of CNOT gates that swap the qubits of the long-range gate to be nearest-neighbour. See Appendix D for more information.

Proposition 1. *Let $\text{TOFFOLI}_r[a, b; c]$ be a Toffoli gate with range $r > 2$. $\text{TOFFOLI}_r[a, b; c]$ can be exactly expressed using $\Theta(r)$ nearest-neighbour CNOT gates and a single nearest-neighbour $\text{TOFFOLI}_3[b-1, b; b+1]$.*

Without loss of generality, we can assume all gates in StoqMA (and also MA_q) circuits are Toffoli gates. The consequence of this proposition is the following corollary. Essentially, we can take any StoqMA circuit and decompose it into a nearest-neighbour one using only nearest-neighbour gates at the cost of the number of gates increasing by a factor of $\Theta(M)$ in the worst case.

Corollary 1. *Given any long-range $\text{StoqMA}(\alpha, \beta)$ circuit with T gates on M qubits, there exists a nearest-neighbour $\text{StoqMA}(\alpha, \beta)$ circuit with $\Theta(T \cdot M)$ gates on M qubits.*

The key conclusion is that the completeness and soundness parameters of the original circuit are preserved in the transformed circuit (Appendix E). This is crucial for the subsequent spatially sparse construction. The only important differences are the range and number of gates in the circuit. As a final note, we emphasise that a SWAP gate is just a sequence of CNOT gates and hence can be constructed in the StoqMA circuit framework¹.

Spatially sparse circuits. This construction is based on the idea of *rounds* of gate executions. Each round comprises of the application of one non-trivial gate in the verification sequence. After the round has been executed, a series of SWAP gates are employed between rows of qubits. Each row of qubits is used for one (original) gate execution; if there are T gates in the sequence, there are T rows of qubits. For an input register of M qubits, each row is M qubits ‘wide’, giving a total of $P = T \cdot M$ qubits in the new construction. Note that we still only require one copy of the proof state, initialised on the first row, and so the $T-1$ remaining rows are all ancillae; roughly speaking,

¹ It is likely that gate optimisation can be employed to reduce the overall gate overhead and circuit depth; however for our purposes, this is not necessary.

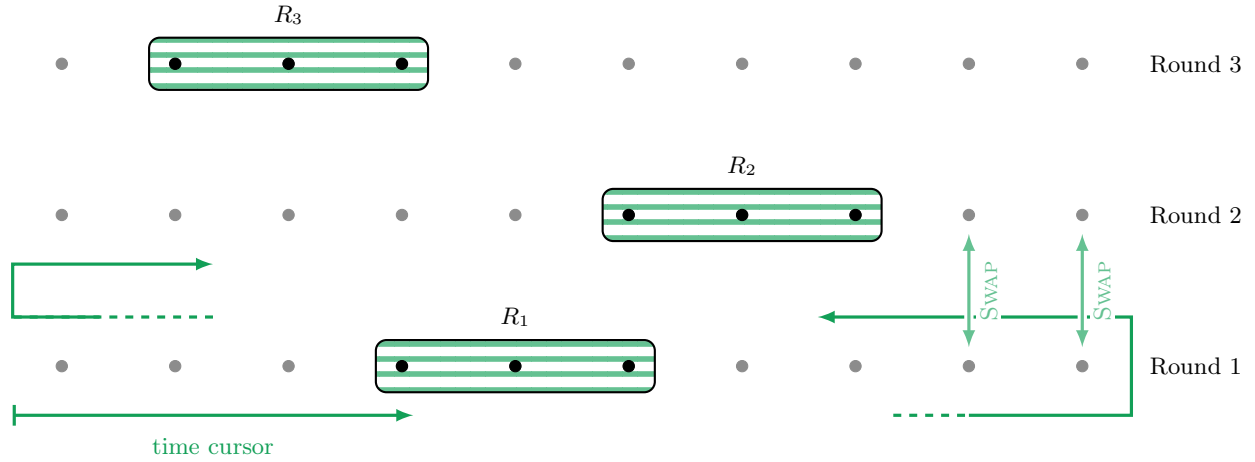


FIG. 4. A visual representation of the modified Feynman-Kitaev construction. Each gate in the verification sequence is applied to a row of qubits in succession. After each round of gate applications, a SWAP gate sequence is applied between rows of qubits from right to left. The time cursor is shown in green. The small circles represent qubits. The dashed boxes represent one of the non-trivial gates in the verification sequence. Qubits that have no dashed box are assumed to be acted on trivially.

$P = n \cdot O(\text{poly}(n))$. The SWAP sequence is conducted between rows from ‘right to left’. The time with respect to the gate sequence execution is taken from row-1 to row- T (vertically). Time with respect to *all* gates employed (gate sequence and SWAP sequence) follows a snake-like pattern; this will be characterised using a time cursor.

Definition 7 (Spatially Sparse Graph [2]). A spatially sparse graph is defined such that

- (i) every vertex participates in $O(1)$ edges,
- (ii) there is a straight-line drawing in the plane such that every edge overlaps with $O(1)$ other edges, and the length of every edge is $O(1)$.

Assuming that the original circuit StoqMA circuit has been mapped to one comprised of only nearest-neighbour gates, we can now apply the spatially sparse construction. The pseudocode in Alg. 1 demonstrates how the spatially sparse construction operates. Additionally, Eq. (3) shows the modification to the gate sequence. Introducing SWAP gates modifies the original sequence of T gates to a sequence of $T + M(T - 1)$ gates. Label the M qubits in row- j from left to right as j_1, j_2, \dots, j_M . The new gate sequence follows

$$R_1 R_2 \dots R_T \mapsto R_1 \left(\prod_{j=2}^T \left(\prod_{q=M}^1 \text{SWAP}_{j-1_q, j_q} \right) R_j \right). \quad (3)$$

Notice from previous arguments that Eq. (3) is still a valid gate sequence even for the stoquastic verifier. To do this mapping, we need additional $\Theta(T \cdot M)$ gates and $\Theta(T)$ ancillae qubits.

Corollary 2. *Given any StoqMA(α, β) circuit with T gates on M qubits, there exists a spatially sparse StoqMA(α, β) circuit with $\Theta(T \cdot M) + \Theta(T \cdot M^2)$ gates on $T + \Theta(T \cdot M)$ qubits.*

Similar to the previous mapping, the circuit statistics are preserved under this modification (Appendix E).

Remark 2. Let n be the number of input $|x\rangle$ bits, then the input register size is $M = m(n)$, and the number of gates is $T = t(n)$, for some polynomials m and t . The total number of gates in the spatially sparse circuit is $S = O(1) \cdot t(n) \cdot m(n)^2 = s(n)$ and the total number of qubits in the spatially sparse circuit is $P = O(1) \cdot m(n) \cdot t(n) = p(n)$, where $s(n)$ and $p(n)$ are polynomials.

Note that in the subsequent Feynman-Kitaev construction, for each SWAP gate, there would be an additional three clock qubits to mediate the equivalent CNOT decomposition; since this does not change the complexity or the proof for that matter, we will ignore this detail. We can therefore combine the circuit-to-Hamiltonian construction for the 6-local stoquastic Hamiltonian from Ref. [7] (Theorem 1) with the spatially sparse construction of Ref. [2] to prove the following theorem.

Theorem 2. *The 6-LOCAL STOQUASTIC HAMILTONIAN problem on a spatially sparse graph is MA-hard.*

Algorithm 1: Spatially Sparse Circuit

input : T rows of M qubits labelled (from left to right) as j_1, \dots, j_M where $j \in [T]$, and a verification circuit of T gates labelled R_1, \dots, R_T

output : Executed circuit $S_{|x|}$ on the TM qubit register

Apply the gate R_T to the appropriate qubits in row- T
Apply the Identity gate to the remaining qubits in row- T
for $j = 2$ **to** $j = T$ **do**
 Apply the gate R_j to the appropriate qubits in row- j
 Apply the Identity gate to the remaining qubits in row- j
 Let the qubits in row- j be labelled j_1, \dots, j_n from left to right
 for $i = M$ **to** $i = 1$ **do**
 | Apply a SWAP gate between $(j-1)_i$ and j_i
 end
end

Proof. We employ the Feynman-Kitaev circuit-to-Hamiltonian construction to prove the problem is hard for the class MA. Let $F_{|x|}$ be Arthur's semi-classical verification circuit. Recall $\text{MA}_q = \text{MA}$. Let the input to the circuit be an $N := n + w + m + p$ qubit register comprised of four parts: the input state $|x\rangle$ of n qubits, the proof state $|\xi\rangle$ of w qubits, the ANCILLA register of m qubits initialised to $|0\rangle$ and the COIN register of p qubits initialised to $|+\rangle$. Let $F_{|x|}$ comprise a sequence of T nearest-neighbour Toffoli, and SWAP gates denoted as R_T, \dots, R_1 .

Define a Hamiltonian $H = H_{\text{in}} + H_{\text{out}} + H_{\text{prop}} + H_{\text{clock}}$ acting on a register comprised of T rows of N qubits and $\hat{T} = (2T - 1)N$ clock qubits labelled $c_1, \dots, c_{\hat{T}}$. There is one clock qubit for each operation in the gate sequence. Let $\tilde{F}_{|x|}$ represent a modified version of $F_{|x|}$ according to Eq. (3). $\tilde{F}_{|x|}$ is denoted as $\tilde{R}_{\hat{T}}, \dots, \tilde{R}_1$. Let the output measured qubit be denoted q where $q = TN$, i.e., the rightmost qubit on the final row. Arthur can only measure in the Z -basis. A given qubit, l , is acted on by circuit gates in two intervals: (i) By R_j or the Identity gate, (ii) by the SWAP gate. Let Q_x be the set of qubits that contain $|x\rangle$. Separate the first row of qubits into three columns respective of the input to the circuit. Let the column where the $|+\rangle$ -ANCILLA lie all be initialised to $|+\rangle$, denote this set of Tp qubits as Q_+ . Let the column where the $|0\rangle$ -ANCILLA lie all be initialised to $|0\rangle$ and all other qubits in rows > 1 for the PROOF column be also initialised to $|0\rangle$; this is a set of $Tm + (T - 1)(n + w)$ qubits denoted as Q_0 . Note that $|Q_x \cup Q_+ \cup Q_0| = n + Tp + Tm + (T - 1)(n + w) = TN - w$.

Each Hamiltonian term is defined as a penalising Hamiltonian and must be stoquastic.

$$\begin{aligned}
H_{\text{in}} &= \sum_{j \in Q_x} |\bar{x}_j\rangle\langle \bar{x}_j|_j \otimes |100\rangle\langle 100|_{c_{t_j-1}, c_{t_j}, c_{t_j+1}} \\
&\quad + \sum_{j \in Q_0} |1\rangle\langle 1|_{\text{ANC}, j} \otimes |100\rangle\langle 100|_{c_{t_j-1}, c_{t_j}, c_{t_j+1}} \\
&\quad + \sum_{j \in Q_+} |-\rangle\langle -|_{\text{COIN}, j} \otimes |100\rangle\langle 100|_{c_{t_j-1}, c_{t_j}, c_{t_j+1}}, \\
H_{\text{out}} &= |0\rangle\langle 0|_q \otimes |1\rangle\langle 1|_{c_{\hat{T}}}, \\
H_{\text{clock}} &= \sum_{t=1}^{\hat{T}-1} |01\rangle\langle 01|_{c_t, c_{t+1}}, \\
H_{\text{prop}} &= \sum_{t=1}^{\hat{T}} H_{\text{prop}}(t).
\end{aligned}$$

The Hamiltonian terms H_{out} and H_{clock} are left unchanged from Eq. (1) and Eq. (2) respectively. The term H_{in} now involves extra clock qubit checks. Following the arguments of Ref. [2], the role of H_{in} is to make sure that the state of the input qubits are appropriately set before the gates act on the qubits. The form of the propagation Hamiltonian

terms are also unchanged:

$$\begin{aligned}
H_{\text{prop}}(1) &= |00\rangle\langle 00|_{c_1, c_2} + |10\rangle\langle 10|_{c_1, c_2} - \tilde{R}_1 \otimes (|10\rangle\langle 00|_{c_1, c_2} + |00\rangle\langle 10|_{c_1, c_2}), \\
H_{\text{prop}}(t) &= |100\rangle\langle 100|_{c_{t-1}, c_t, c_{t+1}} + |110\rangle\langle 110|_{c_{t-1}, c_t, c_{t+1}} \\
&\quad - \tilde{R}_t \otimes (|110\rangle\langle 100|_{c_{t-1}, c_t, c_{t+1}} + |100\rangle\langle 110|_{c_{t-1}, c_t, c_{t+1}}), \quad 1 < t < \hat{T} \\
H_{\text{prop}}(\hat{T}) &= |10\rangle\langle 10|_{c_{\hat{T}-1}, c_{\hat{T}}} + |11\rangle\langle 11|_{c_{\hat{T}-1}, c_{\hat{T}}} - \tilde{R}_{\hat{T}} \otimes (|11\rangle\langle 10|_{c_{\hat{T}-1}, c_{\hat{T}}} + |10\rangle\langle 11|_{c_{\hat{T}-1}, c_{\hat{T}}}).
\end{aligned}$$

Finally, the spatially sparse interaction graph occurs from the above construction and the format of Fig. 4. The snake-like time arrow over the qubits in the rows represents a string of clock qubits following the gate sequence seen in Eq. (3). Each Hamiltonian term above only acts in a local neighbourhood about each qubit. Moreover, each qubit only interacts with a set of qubits in its neighbourhood. Therefore, the interaction graph is spatially sparse.

Additionally, we know each Hamiltonian term is stoquastic. Only H_{in} and $H_{\text{prop}}(t)$ (for $\tilde{R}_t = \text{SWAP}$) need to be proven to be stoquastic since the remaining terms are known to be stoquastic from Theorem 1. The clock terms of H_{in} are diagonal hence H_{in} is stoquastic. The terms $\tilde{R}_t \otimes (\dots)$ in $H_{\text{prop}}(t)$ will have off-diagonal elements that are strictly positive. Therefore, each $H_{\text{prop}}(t)$ term is stoquastic even if $\tilde{R}_t = \text{SWAP}$. To conclude, in the YES case, if Arthur's circuit accepts with probability at least $1 - \epsilon$ then there exists a proof state such that the Hamiltonian H has eigenvalues at most $\epsilon/(\hat{T} + 1)$ and in the NO case, having Arthur reject with probability at most ϵ , all eigenvalues are at least $c(1 - \epsilon - \sqrt{\epsilon})/\hat{T}^3$ for some constant c [2, Lemma 1]. ■

C. StoqMA-hardness of the Local Stoquastic Hamiltonian Problem

We will now revisit the StoqMA-hardness proof for 6-local stoquastic Hamiltonians as presented in Ref. [6]. This proof employs a modified version of the Feynman-Kitaev circuit-to-Hamiltonian construction. The approach involves defining a 6-local stoquastic penalising Hamiltonian, similar to the method used in Theorem 1, and then adding a measurement term perturbatively to ensure the eigenvalue promises are met. Note that we do not cover the proof that the k -LOCAL STOQUASTIC HAMILTONIAN problem is in StoqMA; for further details on this, refer to Ref. [6]. From this point forward, we assume this fact is established.

Theorem 3 ([6]). *The 6-LOCAL STOQUASTIC HAMILTONIAN problem is StoqMA-complete.*

Proof. Let $S_{|x|}$ be Arthur's stoquastic verification circuit. Let the input to the circuit be an $M = n + w + m + p$ qubit register comprised of four parts: the input state $|x\rangle$ of n qubits, the proof state $|\xi\rangle$ of w qubits, the ANCILLA register of m qubits initialised to $|0\rangle$ and the COIN register of p qubits initialised to $|+\rangle$. Let $S_{|x|}$ be comprised of a sequence of T gates, R_T, \dots, R_1 , from the set $\{X, \text{CNOT}, \text{TOFFOLI}\}$. Without loss of generality, we can assume all gates in the circuit are Toffoli gates.

Define a Hamiltonian $H = H_{\text{in}} + H_{\text{out}} + H_{\text{prop}} + H_{\text{clock}}$ acting on a register of T clock qubits labelled as c_1, \dots, c_T and the M qubit register. Let the output measured qubit be denoted q ; for this instance, Arthur can measure using only the X -basis. Each Hamiltonian term is defined as a penalising Hamiltonian and must be stoquastic. Define the following history state

$$|\psi\rangle = \frac{1}{\sqrt{T+1}} \sum_{t=0}^T R_t \dots R_0 |x, \xi, 0^m, +^p\rangle |1^t 0^{T-t}\rangle.$$

We therefore have,

$$\begin{aligned}
H_{\text{in}} &= \sum_{i=1}^n |\bar{x}_i\rangle\langle \bar{x}_i|_i \otimes |0\rangle\langle 0|_{c_1} + \sum_{i=1}^m |1\rangle\langle 1|_i \otimes |0\rangle\langle 0|_{c_1} + \sum_{i=1}^p |-\rangle\langle -|_i \otimes |0\rangle\langle 0|_{c_1}, \\
H_{\text{clock}} &= \sum_{t=1}^{T-1} |01\rangle\langle 01|_{c_t, c_{t+1}}, \\
H_{\text{prop}} &= \sum_{t=1}^T H_{\text{prop}}(t).
\end{aligned}$$

We define the propagation Hamiltonian terms in the following way:

$$\begin{aligned} H_{\text{prop}}(1) &= |00\rangle\langle 00|_{c_1, c_2} + |10\rangle\langle 10|_{c_1, c_2} - R_1 \otimes (|10\rangle\langle 00|_{c_1, c_2} + |00\rangle\langle 10|_{c_1, c_2}), \\ H_{\text{prop}}(t) &= |100\rangle\langle 100|_{c_{t-1}, c_t, c_{t+1}} + |110\rangle\langle 110|_{c_{t-1}, c_t, c_{t+1}} \\ &\quad - R_t \otimes (|110\rangle\langle 100|_{c_{t-1}, c_t, c_{t+1}} + |100\rangle\langle 110|_{c_{t-1}, c_t, c_{t+1}}), \quad 1 < t < T \\ H_{\text{prop}}(T) &= |10\rangle\langle 10|_{c_{T-1}, c_T} + |11\rangle\langle 11|_{c_{T-1}, c_T} - R_T \otimes (|11\rangle\langle 10|_{c_{T-1}, c_T} + |10\rangle\langle 11|_{c_{T-1}, c_T}). \end{aligned}$$

The history state defined above is a zero-energy eigenstate of $H_{\text{in}} + H_{\text{clock}} + H_{\text{prop}}$. It is known that the spectral gap of this Hamiltonian is $\Delta = \Omega(T^{-3})$ [6, Lemma 5]. Furthermore, it is trivial to check that the above Hamiltonian terms are stoquastic and that H is 6-local.

The next term to define is the output Hamiltonian,

$$H_{\text{out}} = |-\rangle\langle -|_q \otimes |1\rangle\langle 1|_{c_T}.$$

Clearly H_{out} is stoquastic. We define a new Hamiltonian $H' = H + \delta H_{\text{out}}$ where $0 < \delta \ll \Delta$. We treat δH_{out} as a perturbation term. This gives the eigenvalue as

$$\lambda(H') = \delta \min_{|\xi\rangle} \langle \xi | H_{\text{out}} | \xi \rangle + O(\delta^2).$$

For a sufficiently small δ the second-order terms can be ignored. To conclude, we leverage arguments analogous to Ref. [1] to show in the YES case, there exists a proof state such that the Hamiltonian H has eigenvalues at most $\delta(1 - \alpha)/(T + 1)$. In the NO case, all eigenvalues are at least $\delta(1 - \beta)/(T + 1)$. The perturbation analogous applies for $\delta \ll \Delta$ hence let $\delta \ll T^{-3}$. ■

As we shall discuss in the next section, the degree of locality has no influence on the complexity for $k \geq 2$ [7, Theorem 8]. We will now show that a simple extension to the above proof shows that 6-local stoquastic Hamiltonians are StoqMA-complete on a spatially sparse graph. This proof is similar to the proof of Theorem 4.

Theorem 4. *The 6-LOCAL STOQUASTIC HAMILTONIAN problem on a spatially sparse graph is StoqMA-complete.*

Proof. Let $S_{|x\rangle}$ be Arthur's stoquastic verification circuit. Let the input to the circuit be an $M = n + w + m + p$ qubit register comprised of four parts: the input state $|x\rangle$ of n qubits, the proof state $|\xi\rangle$ of w qubits, the ANCILLA register of m qubits initialised to $|0\rangle$ and the COIN register of p qubits initialised to $|+\rangle$. Let $S_{|x\rangle}$ be comprised of a sequence of T nearest-neighbour gates, R_T, \dots, R_1 , from the set $\{X, \text{CNOT}, \text{TOFFOLI}\}$. The gates are either Toffoli gates or SWAP gates (three CNOT gates).

Define a Hamiltonian $H = H_{\text{in}} + H_{\text{out}} + H_{\text{prop}} + H_{\text{clock}}$ acting on a register comprised of T rows of M qubits and $\hat{T} = (2T - 1)M + 2$ clock qubits labelled $c_0, \dots, c_{\hat{T}+1}$. Note that the 0-th and $(\hat{T} + 1)$ -th clock qubits are always set to 1 and 0, respectively. There is one clock qubit for each operation in the gate sequence. Let $\hat{S}_{|x\rangle}$ represent a modified version of $S_{|x\rangle}$ according to Eq. (3). $\hat{S}_{|x\rangle}$ is denoted as $\hat{R}_{\hat{T}} \dots \hat{R}_1$. Let the output measured qubit be denoted q where $q = TM$, i.e., the rightmost qubit on the final row. Arthur can only measure in the X -basis. A given qubit, l is acted on by circuit gates in two intervals: (i) By \hat{R}_j or the Identity gate, (ii) by the SWAP gate. Let Q_x be the set of qubits that contain $|x\rangle$. Separate the first row of qubits into four columns respective of the input to the circuit. Let the column where the $|+\rangle$ -ANCILLA lie all be initialised to $|+\rangle$, denote this set of Tp qubits as Q_+ . Let the column where the $|0\rangle$ -ANCILLA lie all be initialised to $|0\rangle$ and all other qubits in rows > 1 for the PROOF column be also initialised to $|0\rangle$; this is a set of $Tm + (T - 1)(n + w)$ qubits denoted as Q_0 . Note that $|Q_x \cup Q_+ \cup Q_0| = n + Tp + Tm + (T - 1)(n + w) = TM - w$.

Each Hamiltonian term is defined as a penalising Hamiltonian and must be stoquastic. Define the following history state

$$|\eta\rangle = \frac{1}{\sqrt{\hat{T} + 1}} \sum_{t=0}^{\hat{T}} \hat{R}_t \dots \hat{R}_0 |x, \xi, 0^m, +^p\rangle \left| 0^{(T-1)(n+w)}, +^{(T-1)p} \right\rangle \left| 1^t 0^{\hat{T}-t} \right\rangle.$$

We also have,

$$\begin{aligned}
H_{\text{in}} &= \sum_{j \in Q_x} |\bar{x}_j\rangle\langle\bar{x}_j|_j \otimes |100\rangle\langle 100|_{c_{t_j-1}, c_{t_j}, c_{t_j+1}} \\
&\quad + \sum_{j \in Q_0} |1\rangle\langle 1|_{\text{ANC}, j} \otimes |100\rangle\langle 100|_{c_{t_j-1}, c_{t_j}, c_{t_j+1}} \\
&\quad + \sum_{j \in Q_+} |-\rangle\langle -|_{\text{COIN}, j} \otimes |100\rangle\langle 100|_{c_{t_j-1}, c_{t_j}, c_{t_j+1}} \\
H_{\text{clock}} &= \sum_{t=1}^{\hat{T}-1} |01\rangle\langle 01|_{c_t, c_{t+1}}, \\
H_{\text{prop}} &= \sum_{t=1}^{\hat{T}} H_{\text{prop}}(t).
\end{aligned}$$

The term H_{in} now involves extra clock qubit checks. Following the arguments of Ref. [2], the role of H_{in} is to make sure that the state of the input qubits are appropriately set before the gates act on the qubits. By demanding that all additional qubits be initialised to either $|0\rangle$ or $|+\rangle$ (depending on their column), we can see that H_{in} acts as expected. A short calculation shows that $H_{\text{in}}|\eta\rangle = 0$ [2],

$$\begin{aligned}
H_{\text{in}}^{(x)}|\eta\rangle &\propto \sum_{j \in Q_x} |\bar{x}_j\rangle\langle\bar{x}_j|_j |x, \xi, 0^m, +^p\rangle \left| 0^{(T-1)(n+w)}, +^{(T-1)p} \right\rangle |100 \dots 0\rangle = 0, \\
H_{\text{in}}^{(0)}|\eta\rangle &\propto \sum_{j \in Q_0} |1\rangle\langle 1|_{\text{ANC}, j} |x, \xi, 0^m, +^p\rangle \left| 0^{(T-1)(n+w)}, +^{(T-1)p} \right\rangle |100 \dots 0\rangle = 0, \\
H_{\text{in}}^{(+)}|\eta\rangle &\propto \sum_{j \in Q_+} |-\rangle\langle -|_{\text{COIN}, j} |x, \xi, 0^m, +^p\rangle \left| 0^{(T-1)(n+w)}, +^{(T-1)p} \right\rangle |100 \dots 0\rangle = 0.
\end{aligned}$$

Let $|\xi_t\rangle = \hat{R}_t |\xi_{t-1}\rangle$ where $|\xi_0\rangle = |x, \xi, 0^m, +^p\rangle \left| 0^{(T-1)(m+w)}, +^{(T-1)p} \right\rangle$. The form of the propagation Hamiltonian terms are also unchanged; hence

$$\begin{aligned}
H_{\text{prop}}(1) &= |00\rangle\langle 00|_{c_1, c_2} + |10\rangle\langle 10|_{c_1, c_2} - \hat{R}_1 \otimes (|10\rangle\langle 00|_{c_1, c_2} + |00\rangle\langle 10|_{c_1, c_2}), \\
H_{\text{prop}}(t) &= |100\rangle\langle 100|_{c_{t-1}, c_t, c_{t+1}} + |110\rangle\langle 110|_{c_{t-1}, c_t, c_{t+1}} \\
&\quad - \hat{R}_t \otimes (|110\rangle\langle 100|_{c_{t-1}, c_t, c_{t+1}} + |100\rangle\langle 110|_{c_{t-1}, c_t, c_{t+1}}), \quad 1 < t < \hat{T} \\
H_{\text{prop}}(\hat{T}) &= |10\rangle\langle 10|_{c_{\hat{T}-1}, c_{\hat{T}}} + |11\rangle\langle 11|_{c_{\hat{T}-1}, c_{\hat{T}}} - \hat{R}_{\hat{T}} \otimes (|11\rangle\langle 10|_{c_{\hat{T}-1}, c_{\hat{T}}} + |10\rangle\langle 11|_{c_{\hat{T}-1}, c_{\hat{T}}}).
\end{aligned}$$

We conclude that the spectral of $H := H_{\text{in}} + H_{\text{clock}} + H_{\text{prop}}$ is $\Delta = \Omega(\hat{T}^{-3})$ [6, Lemma 5]. Furthermore, it is trivial to check that the above Hamiltonian terms are stoquastic and that H is 6-local.

Define the output Hamiltonian,

$$H_{\text{out}} = |-\rangle\langle -|_q \otimes |1\rangle\langle 1|_{c_{\hat{T}}}.$$

Clearly H_{out} is stoquastic. We define a new Hamiltonian $H' = H + \delta H_{\text{out}}$ where $0 < \delta \ll \Delta$. We treat δH_{out} as a perturbation term. This gives the eigenvalue as

$$\lambda(H') = \delta \min_{|\xi\rangle} \langle \xi | H_{\text{out}} | \xi \rangle + O(\delta^2).$$

For a sufficiently small δ the second-order terms can be ignored. To conclude, we leverage arguments analogous to Ref. [1] (cf. Theorem 3) to show in the YES case, there exists a proof state such that the Hamiltonian H has eigenvalues at most $\delta(1 - \alpha)/(\hat{T} + 1)$. In the NO case, all eigenvalues are at least $\delta(1 - \beta)/(\hat{T} + 1)$. The perturbation analogous applies for $\delta \ll \Delta$ hence let $\delta \ll \hat{T}^{-3}$. \blacksquare

To summarise, we have shown that simple modifications to the Feynman-Kitaev clock construction is sufficient to prove the **StoqMA**-hardness of the **6-LOCAL STOQUASTIC HAMILTONIAN** problem on a spatially sparse graph. We have restated the original proofs for clarity and to set the notation for the new proofs that follow.

IV. STOQUASTIC PERTURBATION GADGETS

In this section, we recap the work of Bravyi *et al.* [7] on perturbation gadgets for stoquastic Hamiltonians. Similar to the original work by Kempe, Kitaev, and Regev [33], we demonstrate how k -local stoquastic Hamiltonians can be reduced to 3-local Hamiltonians. Subsequently, we apply a gadget technique to further reduce these 3-local stoquastic Hamiltonians to 2-local stoquastic ones, thereby establishing that the 2-LOCAL STOQUASTIC HAMILTONIAN problem is StoqMA-complete.

Ref. [7] use the self-energy method to prove the perturbative effects, a technique originally developed in Ref. [33] for the LOCAL HAMILTONIAN problem. In contrast, we employ the Schrieffer-Wolff transformation, formally described for many-body Hamiltonians in Ref. [34] and applied to stoquastic Hamiltonians in Ref. [35]. Both methods are equivalent in the sense that they utilise perturbation theory to derive an effective Hamiltonian whose low-energy spectrum closely approximates that of the original Hamiltonian. Readers familiar with these ideas can skip to Section V.

A. Crash Course in Perturbation Gadgets

The idea of perturbation gadgets is to introduce a mediator qubit in a system with the effect of simulating the low-energy spectrum of a target Hamiltonian via local interactions between the mediator qubit and the system qubits. An intuitive example is the simulation of ferromagnetic spin interactions using antiferromagnetic ones [36]. The two main methods used in the literature to study this effect are the self-energy method and the Schrieffer-Wolff transformation. The self-energy method is a perturbative method that uses the Dyson equation [37] to calculate the effective Hamiltonian. The Schrieffer-Wolff transformation uses a unitary transformation to calculate the effective Hamiltonian. The unitary transformation decouples the low-energy subspace from the high-energy subspace.

The usual format of reduction proofs is to start from a known problem that is complete for some complexity class. However, when dealing with perturbation gadgets, it is common practice to use the notion of simulability instead. Informally speaking, saying one Hamiltonian can ‘simulate’ another Hamiltonian gives the same conclusions as an appropriate reduction. Moreover, a reduction from problem A to problem B means that B is at least as hard as A . Analogously, if Hamiltonian H_B can simulate Hamiltonian H_A , then H_B is at least as hard as H_A , cf. Remark 3. In this regard, we interchange the word ‘simulate’ with ‘reduction’. We commonly refer to H_A as the *target* Hamiltonian, $H_{\text{targ.}}$, which acts on an 2^n -dimensional Hilbert space $\mathcal{H} = \mathcal{L}_- \oplus \mathcal{L}_+$; \mathcal{L}_- refers to the low-energy eigenspace and \mathcal{L}_+ the high-energy eigenspace. The reduction aims to show that a Hamiltonian, H_{sim} that acts on a larger Hilbert space $\tilde{\mathcal{H}} = \tilde{\mathcal{L}}_- \oplus \tilde{\mathcal{L}}_+$, can be constructed to have a low-energy subspace that approximates that of the target Hamiltonian. To formalise this, we say there exists an isometry $\tilde{\mathcal{E}} : \mathcal{H} \rightarrow \mathcal{H}_{\text{sim}}$ such that $\text{Im}(\tilde{\mathcal{E}}) := \mathcal{L}_-(H_{\text{targ.}})$ and $\|\tilde{\mathcal{E}}^\dagger H_{\text{sim}} \tilde{\mathcal{E}}\| \approx \|H_{\text{targ.}}\|$.

Definition 8 ([4]). Let H be a Hamiltonian acting on a 2^n -dimensional Hilbert space $\mathcal{H} = \mathcal{L}_- \oplus \mathcal{L}_+$. Let H_{sim} be a Hamiltonian acting on a 2^m -dimensional Hilbert space, with $m > n$ and where $\tilde{\mathcal{H}} = \tilde{\mathcal{L}}_- \oplus \tilde{\mathcal{L}}_+$. Let $\mathcal{E} : \mathcal{H} \rightarrow \tilde{\mathcal{H}}$ be an isometry. We say that H_{sim} is an effective Hamiltonian, or a (η, ϵ) -simulator, for H if there exists an isometry $\tilde{\mathcal{E}} : \mathcal{H} \rightarrow \mathcal{H}_{\text{sim}}$ such that

- (i) $\text{Im}(\tilde{\mathcal{E}}) := \mathcal{L}_-(H)$.
- (ii) $\|H - \tilde{\mathcal{E}}^\dagger H_{\text{sim}} \tilde{\mathcal{E}}\| \leq \epsilon$.
- (iii) $\|\mathcal{E} - \tilde{\mathcal{E}}\| \leq \eta$.

We note that it is not strictly necessary for the Hilbert space in Definition 8 to admit the format $\mathcal{L}_- \oplus \mathcal{L}_+$; however, this is appropriate and convenient for our purposes. Important lemmas can be gleaned from Definition 8 essential for the reduction proofs. We will only need the following lemma from Ref. [28] for this work.

Lemma 1 (Eigenvalue Simulation [28]). *Let $(H_{\text{sim}}, \mathcal{E})$ be an (η, ϵ) -simulator for H . Let $\lambda_j(H)$ denote the j -th smallest eigenvalue of H . Then*

$$|\lambda_j(H) - \lambda_j(H_{\text{sim}})| \leq \epsilon.$$

We do not attempt to calculate precise error bounds, and so we assume $\eta, \epsilon = O(1/\text{poly}(n))$ (Lemma 2 is essentially an existence lemma).

We will denote a perturbed operator by \tilde{O} . A perturbed Hamiltonian \tilde{H} is comprised of two key components: an unperturbed Hamiltonian H and a perturbation term V . The unperturbed Hamiltonian has a *split* Hilbert space,

$\mathcal{H} = \mathcal{L}_- \oplus \mathcal{L}_+$. By split, we mean that there is a significantly sized spectral gap, $\Delta \gg 1$, between the two subspaces. The perturbation term is chosen such that $\|V\| \leq \Delta/2$ to avoid mixing the low-energy subspace with the high-energy subspace. Define the projector onto the low-energy subspace as Π_- and the projector onto the high-energy subspace as Π_+ . Then, $O_{\pm\mp} = \Pi_{\pm} O \Pi_{\mp}$ and $O_{\pm\pm} = \Pi_{\pm} O \Pi_{\pm} = O_{\pm}$.

The Schrieffer-Wolff transformation is a unitary transformation on the simulator Hilbert space defined as e^S where S is an anti-Hermitian operator. The operator requires the transformed Hamiltonian to be block diagonal with respect to the projectors Π_{\pm} . The effective Hamiltonian is then defined as $H_{\text{eff.}} = (e^{-S} H_{\text{sim}} e^S)_-$ which can be approximated using a truncated series. For the purposes of this work, we only need to go to second-order in the series. There are lemmas that completely specify the form of the effective Hamiltonian for first-, second- and third-order terms [28]. A simplified version of the second-order lemma is

Lemma 2 (Second-order Reduction [28]). *Let $H_{\text{sim}} = H + \sqrt{\Delta} V_{\text{main}} + V_{\text{extra}}$ be chosen such that $\lambda(H_{++}) \geq \Delta$, $H_- = H_{-+} = 0$, $(V_{\text{extra}})_{-+}, (V_{\text{main}})_- = 0$ and*

$$\|\bar{H}_{\text{target.}} - (V_{\text{extra}})_- + (V_{\text{main}})_{-+} H^{-1} (V_{\text{main}})_{++}\| \leq \epsilon/2.$$

For appropriate choices of $\|V_{\text{main}}\|, \|V_{\text{extra}}\|$ and Δ , H_{sim} is an (η, ϵ) -simulator for $H_{\text{target.}}$.

The term $\bar{H}_{\text{target.}} = \mathcal{E}^\dagger H_{\text{target.}} \mathcal{E}$ is commonly called the logical encoding of the target Hamiltonian. Using Lemma 2, the general recipe for finding the effective Hamiltonian of the perturbative reductions, up to second-order, is

$$H_{\text{eff.}} = V_- - V_{-+} H^{-1} V_{+-}. \quad (4)$$

The perturbation techniques and reductions that follow are designed with the goal of decreasing the degree of locality for a general k -local stoquastic Hamiltonian. The difficulty here, compared to previous work, Ref. [33], is that each term and resulting Hamiltonians must also be stoquastic. Careful considerations must be taken. The goal is to reduce $O(1)$ -local stoquastic Hamiltonians to 2-local stoquastic Hamiltonians. The first step in the process uses the *subdivision gadget*, which takes a $O(1)$ -local stoquastic Hamiltonian to a 3-local one. To get to 2-local terms, there is an intermediate 3-local stoquastic Hamiltonian reduction to *special* 3-local stoquastic Hamiltonians [7]. The 3-to-2-local reduction is analogous to that of Ref. [33]. The same results for the 6-local stoquastic Hamiltonians can then be applied to the 2-local stoquastic Hamiltonians since the perturbative reductions are polynomial time transformations that leave the norms of each term as polynomials.

Remark 3. Let H_B be a (η, ϵ) simulator for H_A . Then H_B is at least as hard as H_A .

Proof. Take an instance of H_A to be defined as $x := (H_A, a, b)$ such that $b - a \geq 1/\text{poly}(n)$. Since H_B is a (η, ϵ) simulator for H_A , we set the parameters $b' = b - \epsilon$ and $a' = a + \epsilon$. Setting $\epsilon < b - a/2$ ensures that $b' - a' = b - a - 2\epsilon \geq 1/\text{poly}(n)$, meeting the criterion for a valid instance of H_B . It is not hard to see that in the event of a YES case for H_B , i.e., $\lambda(H_B) \leq a'$ then it must be that $\lambda(H_A) \leq a$. Similarly, the converse holds for the NO case. ■

As a final note, we mention that perturbation gadgets can be applied in *parallel* and in *series*. In the parallel case, the perturbation gadgets are applied to each term of the Hamiltonian simultaneously. In the series case, the perturbation gadgets are applied sequentially. Appendix A and Appendix C provide a detailed explanation of these two cases. Specifically, in the first section, we show that no gadget cross terms occur at second-order, and the final section shows how the composition law of perturbation gadgets influences the approximation error.

B. Stoquastic Subdivision Gadget

A general k -local stoquastic Hamiltonian can be decomposed as a sum of a product of 1-qubit matrices. Define the 1-qubit matrices, denoted ρ^μ , as

$$\rho^0 = |0\rangle\langle 0|, \quad \rho^1 = |0\rangle\langle 1|, \quad \rho^2 = |1\rangle\langle 0|, \quad \rho^3 = |1\rangle\langle 1|.$$

A general local Hamiltonian term, H_j has support on a set of at most k qubits; denote this set $S_j = \{j_1, \dots, j_k\}$. Let $\Omega = \{S_1, \dots, S_m\}$ denote the m such sets defining the full Hamiltonian. The stoquastic k -local Hamiltonian term, $H_j(S_j)$ is equivalent to

$$H_j(S_j) = \sum_{\mu_1, \dots, \mu_k} h_{j_1, \dots, j_k}^{\mu_1, \dots, \mu_k} \rho_{j_1}^{\mu_1} \otimes \dots \otimes \rho_{j_k}^{\mu_k}.$$

For example, a 2-local term, $H = Z_1 Z_2$ can be written as

$$Z_1 Z_2 = h_{12}^{0102} \rho_1^0 \rho_2^0 + h_{12}^{0112} \rho_1^0 \rho_2^3 + h_{12}^{1102} \rho_1^3 \rho_2^0 + h_{12}^{1112} \rho_1^3 \rho_2^3.$$

Define $\boldsymbol{\mu} = (\mu_1, \dots, \mu_k)$ and $\boldsymbol{j} = (j_1, \dots, j_k)$. If each h_j^μ term is non-negative then a general stoquastic Hamiltonian can be expressed as [7]

$$H = K - \sum_{S \in \Omega} \sum_{\boldsymbol{\mu}} h_j^\mu \rho_{j_1}^{\mu_1} \dots \rho_{j_k}^{\mu_k}. \quad (5)$$

The term K represents a constant energy shift that renders the diagonal elements of H non-positive. Take each subset S_j and partition it into disjoint subsets, σ_j and τ_j . The partitioning is such that $\sigma_j \cup \tau_j = S_j$, $\sigma_j \cap \tau_j = \emptyset$ and $|\sigma_j|$ is close to $\lceil k/2 \rceil$, i.e., their sizes are near $\lceil k/2 \rceil$. The Hamiltonian can be rewritten as

$$H = K - \sum_{a=1}^M (C_a \otimes D_a + C_a^\dagger \otimes D_a^\dagger). \quad (6)$$

The quantity $M = 4^k \binom{n}{k}$ is an upper bound on the number of possible terms for a given k -local interaction; for example, a dense matrix where all elements are non-zero admits a ρ -matrix decomposition of $4^k = 2^{2k}$ terms. Furthermore, $\binom{n}{k}$ assumes all interactions are strictly k -local. Both C and D have non-negative elements and act on disjoint sets of at most $\lceil k/2 \rceil$ qubits. Informally, C and D are collections of a string of $\lceil k/2 \rceil$ ρ -matrices where C acts on the partition σ and D on τ . For example, in a 6-local interaction we could denote $C_1 = h_{123}^{000} \rho_1^0 \rho_2^0 \rho_3^0$ and $D_1 = h_{456}^{000} \rho_4^0 \rho_5^0 \rho_6^0$. It is easy to see $C^\dagger C$ and $D^\dagger D$ are diagonal. We can now introduce a perturbation gadget to simulate the low-energy spectrum of Eq. (6). Let the target Hamiltonian be Eq. (6) and define the perturbed Hamiltonian $\tilde{H} = H + V$ with,

$$\begin{aligned} H &= \Delta \sum_{a=1}^M |1\rangle\langle 1|_a, \\ V &= \sqrt{\Delta} V_{\text{main}} + V_{\text{extra}}, \\ V_{\text{main}} &= - \sum_{a=1}^M (C_a + D_a^\dagger) S_a^+ + (C_a^\dagger + D_a) S_a^-, \\ V_{\text{extra}} &= \sum_{a=1}^M (C_a^\dagger \otimes C_a + D_a \otimes D_a^\dagger). \end{aligned} \quad (7)$$

Let $S^+ = (S^-)^\dagger = |1\rangle\langle 0|^2$. Both H and V are stoquastic Hamiltonians. Using Lemma 2 and Eq. (4), it can be shown the effective Hamiltonian simulates the low-energy spectrum of Eq. (6) (up to an overall constant) to second-order, cf. Appendix B. With $O(\log k)$ applications of this subdivision gadget, a k -local stoquastic Hamiltonian can be reduced to a 3-local one. The repeated application of such gadgets leaves the resultant Hamiltonian with 3-local and 2-local terms. We group 2-local contributions into a term Γ . All remaining 3-local terms are subsets of triples, $B_j = \{j_1, j_2, j_3\}$ where $B_j \in \Omega_3$. We can, therefore assume a general 3-local stoquastic Hamiltonian is of the form

$$H = \Gamma - \sum_{B \in \Omega_3} \sum_{\boldsymbol{\mu}_i \in \pm} h_j^\mu S_{j_1}^{\mu_1} S_{j_2}^{\mu_2} S_{j_3}^{\mu_3},$$

where Ω_3 is the set of all triples of qubits in the system and h_j^μ are non-negative.

1. Special 3-Local Stoquastic Hamiltonians

In order to perform the 3-to-2-local reduction of stoquastic Hamiltonians, it is convenient to reduce a general 3-local stoquastic Hamiltonian to a special form,

$$H = \Gamma - \sum_{B \in \Omega_3} h_j X_{j_1} X_{j_2} X_{j_3}.$$

² S^\pm could be represented as the ρ -matrices ρ^2/ρ^1 , but we leave them as S^\pm for clarity.

A general 3-local is reduced to the special 3-local using perturbation theory. The specific types of terms that occur for combinations of S^+ and S^- are well approximated by XXX interactions. The structure of this reduction involves several steps, some of which are useful for the 3-to-2-local reduction. The reduction uses a fourth-order correction, so we will not cover the details here. The interested reader is referred to Ref. [7] for the full details. The general point is an intermediate step from general 3-local stoquastic Hamiltonians to special 3-local stoquastic Hamiltonians. The special form is useful for the 3-to-2-local reduction.

C. 3-Local to 2-Local Reduction

As mentioned, the subdivision gadget can only reduce a k -local Hamiltonian to a 3-local one. We must employ subsequent ideas to reduce the locality beyond 3. Thankfully, the bulk of this work was originally conducted in Ref. [33]. In this section, we recap the ideas of Ref. [7] to show how this process works for stoquastic Hamiltonians.

Define non-negative operators O as being proportional to X , then an interaction term of a special 3-local stoquastic Hamiltonian can be expressed as

$$H' = \Gamma - 6 O_1 O_2 O_3. \quad (8)$$

Let the target Hamiltonian be Eq. (8) and define the perturbed Hamiltonian $\tilde{H} = H + V$ with,

$$\begin{aligned} H &= -\frac{1}{4} \Delta (Z_1 Z_2 + Z_2 Z_3 + Z_1 Z_3 - 3 \mathbb{I}), \\ V &= \Delta^{2/3} V_{\text{main}} + V_{\text{extra}}, \\ V_{\text{main}} &= -\sum_{j=1}^3 O_j S_j^+ + O_j^\dagger S_j^-, \\ V_{\text{extra}} &= \Gamma. \end{aligned}$$

Trivially, $\Pi_- = |000\rangle\langle 000| + |111\rangle\langle 111|$ and $\Pi_+ = \mathbb{I} - \Pi_-$.

Using the third-order reduction format of [28, Lemma 6] and Eq. (4), it can be shown that the effective Hamiltonian is

$$H_{\text{eff.}} = K + \Gamma \otimes \mathbb{I}_c - 6 O_1 O_2 O_3 \otimes X_c,$$

where \mathbb{I}_c and X_c act on the two-dimensional low-energy subspace of the mediator qubits. With a small calculation, it can be shown that the effective Hamiltonian simulates the low-energy spectrum of the target Hamiltonian up to an overall energy shift.

All such gadgets allow for the conclusion that the complexity of the k -LOCAL STOQUASTIC HAMILTONIAN problem is preserved for $k \geq 2$. By showing the k -local stoquastic Hamiltonian on a spatially sparse graph is StoqMA-complete, we can conclude the same is true for 2-local case [7, Theorem 8]. The next section covers geometrical gadgets that allow for the reduction of a general spatially sparse 2-local stoquastic Hamiltonian to a 2-local stoquastic Hamiltonian on a planar graph.

V. GEOMETRICAL STOQUASTIC PERTURBATION GADGETS

We now present a series of gadgets, inspired by Ref. [2], specific to stoquastic Hamiltonians for reducing a local stoquastic Hamiltonian on a spatially sparse graph to one on a planar graph. The main gadgets required for this reduction are:

1. the SUBDIVISION gadget,
2. the CROSS gadget,
3. the FORK gadget,
4. the TRIANGLE gadget.

Each gadget serves a specific purpose. The FORK and TRIANGLE gadgets are used to reduce the degree of vertices. The CROSS gadget's role is to planarise the interaction graph. We have already seen a subdivision gadget. However, we emphasise that a 2-local stoquastic interaction can also be subdivided — proving useful for the TRIANGLE and other gadget identities. Each gadgets' analysis is analogous to the generic subdivision gadget and so we will not cover a preliminary sketch of the original ideas from Ref. [2].

In the general 2-local case the Hamiltonian can be expressed as a summation of 2-local Pauli terms. The degree of each vertex could then be characterised by its *Pauli-degree*, i.e., the number of Pauli operators emanating from said vertex. The task was to construct a series of gadgets that could (a) reduce the Pauli-degree of each vertex to three, and (b) reduce the graph to a planar one. We do not have the luxury of a Pauli decomposition and hence must resort to a different way of constructing gadgets. The elements of the subdivision gadget serve as a basis for those to come. We can leverage the construction of Eq. (7) to determine how other gadgets should act. We must always ensure the unperturbed Hamiltonian, perturbation term and perturbed Hamiltonian are stoquastic.

Using Eq. (5), we can express a general 2-local stoquastic Hamiltonian as

$$H = K - \sum_{\{u,v\} \in \mathcal{E}(G)} \sum_{\mu} h_{uv}^{\mu} \rho_u^{\mu_u} \rho_v^{\mu_v}.$$

This is a somewhat cumbersome notation. We instead will use P to represent a general ρ -matrix, analogous to using P to represent a general Pauli operator. The notation P_u describes one ρ -matrix acting on vertex u ; it is convenient to think of $P_u = h_u^{\mu_u} \rho_u^{\mu_u}$ ³. For example, an edge $P_u P_v$ describes two ρ -matrices acting on vertices u and v and where P_u does not necessarily equal P_v . A general interaction edge for these stoquastic Hamiltonians is expressed as $P_u P_v + P_u^{\dagger} P_v^{\dagger}$ — this is taken from Eq. (6). For brevity we say $\chi_{uv} = P_u + P_v^{\dagger}$ and $\chi_{uv}^{\dagger} = P_u^{\dagger} + P_v$. Note that the interaction edge $P_u P_v + P_u^{\dagger} P_v^{\dagger}$ cannot be split into two components in general since $P_u P_v$ may not be Hermitian. To the best of knowledge, these are the only geometrically inspired gadgets for general local stoquastic Hamiltonians.

A. The Subdivision Gadget

The purpose of this gadget is to show that a 2-local stoquastic interaction between two system qubits, u and v can be simulated by 2-local stoquastic interactions between the system qubits and a mediator qubit, c . Let the target Hamiltonian be $H_{\text{targ.}} = \Gamma - (P_u P_v + P_u^{\dagger} P_v^{\dagger})$ and define the perturbed Hamiltonian $\tilde{H} = H + V$ with,

$$\begin{aligned} H &= \Delta |1\rangle\langle 1|_c, \\ V &= \sqrt{\Delta} V_{\text{main}} + V_{\text{extra}}, \\ V_{\text{main}} &= -(\chi_{uv} S_c^+ + \chi_{uv}^{\dagger} S_c^-), \\ V_{\text{extra}} &= \Gamma + G. \end{aligned} \tag{9}$$

Note that the form of Eq. (9) is slightly misleading in that the diagrammatic representation of the interaction edge takes a slightly different form. The diagrammatic representation of the interaction edge is shown in Fig. 5.

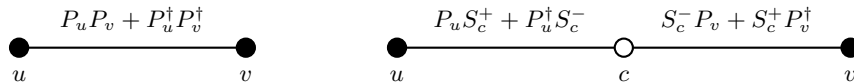


FIG. 5. The SUBDIVISION gadget.

The term G is diagonal and will be defined shortly. The Hilbert space is split with a spectral gap of Δ and $\Pi_- = |0\rangle\langle 0|_c$ and $\Pi_+ = |1\rangle\langle 1|_c$ being the projectors onto the low-energy and high-energy subspaces respectively. The unperturbed Hamiltonian is block diagonal with $H_- = 0$ and $H_{++} = \Delta$. The perturbation term follows,

$$\begin{aligned} V_{-+} &= -\sqrt{\Delta} (\chi_{uv}^{\dagger}) |1\rangle\langle 0|_c, \\ V_{+-} &= -\sqrt{\Delta} (\chi_{uv}) |0\rangle\langle 1|_c, \\ V_- &= (\Gamma + G) |0\rangle\langle 0|_c. \end{aligned}$$

³ With this thought process $h_{uv}^{\mu} = h_u^{\mu_u} h_v^{\mu_v}$.

To second-order, it can be shown the effective Hamiltonian is

$$\begin{aligned} H_{\text{eff.}} &= (\Gamma + G - \chi_{uv}\chi_{uv}^\dagger) |0\rangle\langle 0|_c, \\ &= (\Gamma - (P_u P_v + P_u^\dagger P_v^\dagger)) |0\rangle\langle 0|_c + (G - (P_u P_u^\dagger + P_v^\dagger P_v)) |0\rangle\langle 0|_c. \end{aligned}$$

Clearly if $G = P_u P_u^\dagger + P_v^\dagger P_v$ then we recover $H_{\text{eff.}} = H_{\text{targ.}} \otimes |0\rangle\langle 0|_c$.

B. The Cross Gadget

The CROSS gadget is used to remove a non-planar section of an interaction graph. This gadget, however, creates additional edges, E . The target Hamiltonian will be $H_{\text{targ.}} = \Gamma - E - (P_u P_v + P_u^\dagger P_v^\dagger + P_w P_s + P_w^\dagger P_s^\dagger)$ and the perturbation Hamiltonian will be $\tilde{H} = H + V$ with,

$$\begin{aligned} H &= \Delta |1\rangle\langle 1|_c, \\ V &= \sqrt{\Delta} V_{\text{main}} + V_{\text{extra}}, \\ V_{\text{main}} &= -((\chi_{uv} + \chi_{sw})S_c^+ + (\chi_{uv}^\dagger + \chi_{sw}^\dagger)S_c^-), \\ V_{\text{extra}} &= \Gamma + G. \end{aligned}$$

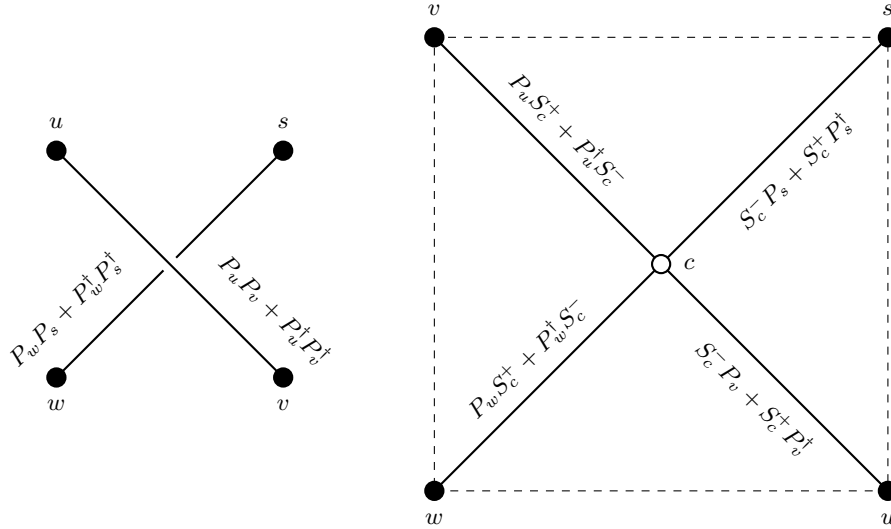


FIG. 6. The Cross gadget. The dashed lines represent the additional edges.

The diagrammatic representation of the interaction edge is shown in Fig. 6. Using a similar analysis to that of the SUBDIVISION gadget, it can be shown the effective Hamiltonian is

$$\begin{aligned} H_{\text{eff.}} &= (\Gamma - (P_u P_v + P_u^\dagger P_v^\dagger + P_w P_s + P_w^\dagger P_s^\dagger) - E) |0\rangle\langle 0|_c \\ &\quad + (G - (P_u P_u^\dagger + P_v^\dagger P_v + P_w P_w^\dagger + P_s^\dagger P_s)) |0\rangle\langle 0|_c. \end{aligned} \quad (10)$$

The extra edges (dashed lines) are contained in E and lie between us , sv , vw and wu . The term G is diagonal and is defined as before.

C. The Fork Gadget

The FORK gadget is used as one way to reduce the degree of a given vertex. This gadget also creates an additional edge, E . The target Hamiltonian will be $H_{\text{targ.}} = \Gamma - E - (P_u P_v + P_u^\dagger P_v^\dagger + P_v P_w + P_v^\dagger P_w^\dagger)$ and the perturbation Hamiltonian will be $\tilde{H} = H + V$ with,

$$\begin{aligned}
H &= \Delta |1\rangle\langle 1|_c, \\
V &= \sqrt{\Delta} V_{\text{main}} + V_{\text{extra}}, \\
V_{\text{main}} &= -((P_u + P_w + P_v^\dagger)S_c^+ + (P_u^\dagger + P_w^\dagger + P_v)S_c^-), \\
V_{\text{extra}} &= \Gamma + G.
\end{aligned}$$

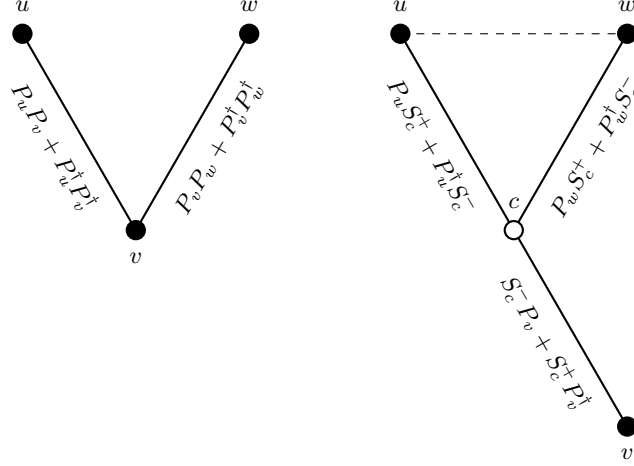


FIG. 7. The FORK gadget. The dashed line represents the additional edge.

Again, a similar analysis entails and the effective Hamiltonian is

$$\begin{aligned}
H_{\text{eff.}} &= (\Gamma - (P_u P_v + P_u^\dagger P_v^\dagger + P_v P_w + P_v^\dagger P_w^\dagger) - E) |0\rangle\langle 0|_c \\
&\quad + (G - (P_u^\dagger P_u + P_v P_v^\dagger + P_w^\dagger P_w)) |0\rangle\langle 0|_c.
\end{aligned} \tag{11}$$

The additional edge is between uw and is contained in E . The term G is diagonal and analogously defined as before. It is important to note here that not any two arbitrary edges can be forked in this manner. The edges must adhere to the specific structure shown in Fig. 7. Moreover, the two edges in question must be of the form:

$$P_u Q_v + P_u^\dagger Q_v^\dagger, \quad Q_v R_w + Q_v^\dagger R_w^\dagger,$$

where we have chosen P , Q and R to represent the ρ -matrices making it clear where the connection lies.

D. The Triangle Gadget

The TRIANGLE gadget is a hybrid of the SUBDIVISION and FORK gadgets to reduce the degree of one qubit in a triad. No additional edges between the target qubits are created. The target Hamiltonian will be the same as the FORK gadget. The TRIANGLE gadget will first subdivide the edge uw using a mediator qubit c_1 and vw using a mediator qubit c_2 . Then proceed to fork between $c_1 v$ and vc_2 , cf. Fig. 8.

Notice that, with a small calculation, the conditions that permit the use of the FORK gadget are imparted onto the TRIANGLE gadget.

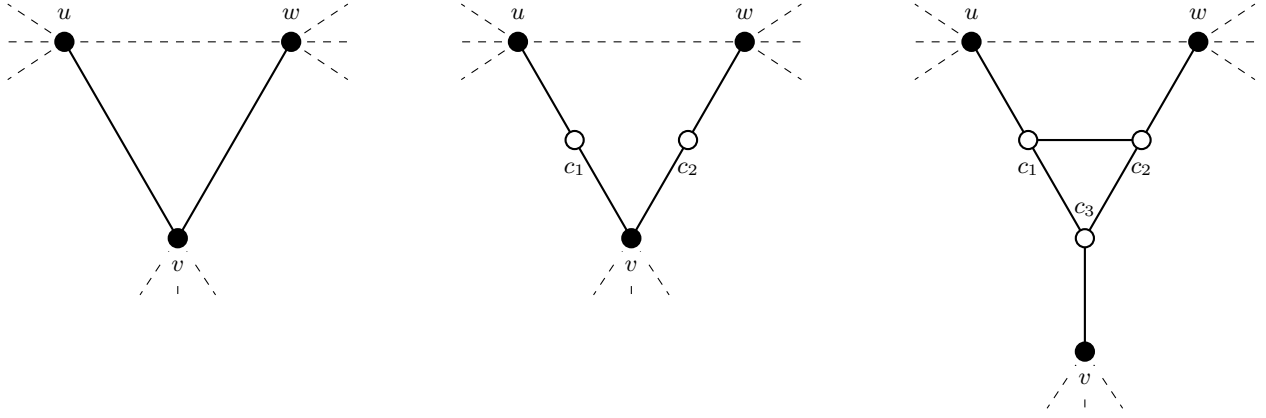


FIG. 8. The TRIANGLE gadget. The diagram shows the steps required to construct the gadget.

E. Further Gadget Combinations

In this subsection, we briefly outline some useful gadget combinations that allow us to reduce the degree of a vertex and better ‘planarise’ the interaction graph. We do not provide an analysis as the gadgets are either parallel or series applications of gadgets already discussed and, hence, are efficient constructions. An important gadget combination involves ‘localising’ a vertex of high degree; this is a way of preparing said vertex for repeated application of the TRIANGLE gadget. Localising a vertex allows for specific edges to be grouped and the relevant degree of the vertex in question to be rapidly reduced, i.e., in a parallel swoop. Fig. 9 gives a diagrammatic overview of this. The vertex *type* will be discussed later. Looped edges can be subdivided and subsequently forked using the TRIANGLE gadget. Fig. 10 shows how this works; with a little thought, it is clear which circumstances allow this to work. Clearly, this also reduces the degree of the vertices in question. Recall that two arbitrary edges cannot be forked, only specific pairs of edges.

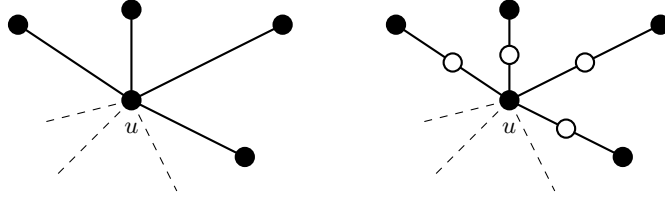


FIG. 9. Localising a high degree vertex of the same type.

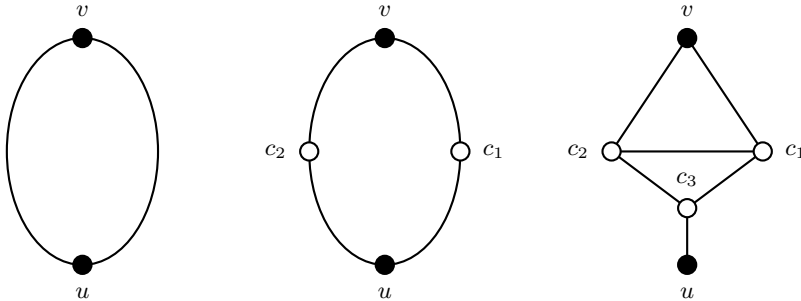


FIG. 10. Forking a loop interaction to decrease the vertex degrees.

The number of edge crossings can also be reduced by subdividing that specific edge, Fig. 11 demonstrates this. Furthermore, the localisation of a single crossing can be achieved by four subdivision gadget applications. Fig. 12 shows this, and it is clear that an application of the CROSS gadget here negates the additional edges between the system (black circle) qubits.

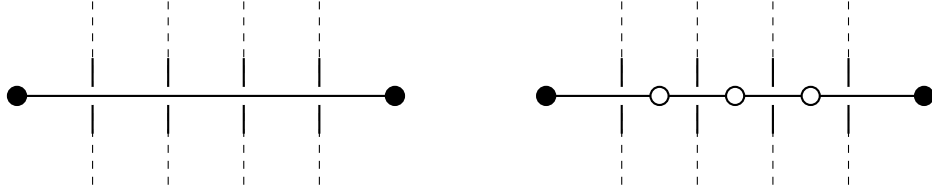


FIG. 11. Subdividing an edge to reduce the number of edge crossings.

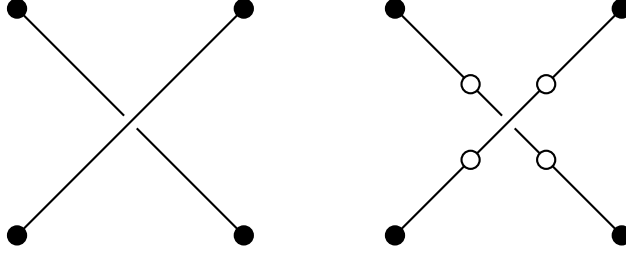


FIG. 12. Localising a single crossing.

It can be argued that a set of edges between two vertices make up a larger, parent stoquastic Hamiltonian term. For example, a Hamiltonian term could be made of three ρ -matrix edges — a $h^{00}\rho^0\rho^0$ edge, a $h^{33}\rho^3\rho^3$ edge and a $h^{20}\rho^2\rho^0 + h^{10}\rho^1\rho^0$ edge.

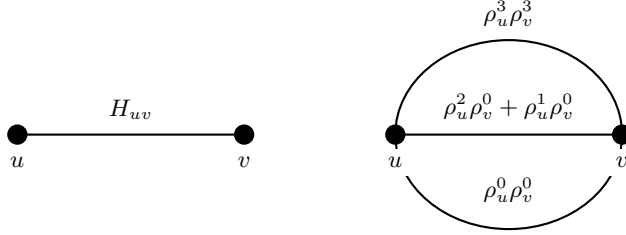


FIG. 13. An example interaction parent edge decomposed into three ρ -matrix edges.

We could therefore refer to the leftmost case of Fig. 13 as a *parent edge* and the rightmost as *ρ -matrix edges*. The gadgets must be applied to ρ -matrix edges, and the degree of a vertex is defined in terms of the number of ρ -matrix edges. The point of the parent edge is to demonstrate that it can always be decomposed into $O(1)$ ρ -matrix edges. A spatially sparse graph has degree- $O(1)$ vertices when described using parent edges; the ρ -matrix equivalent also has degree- $O(1)$ vertices. It turns out there are four unique ρ -matrix edges a given parent edge can be decomposed into.

In the worst-case situation there will be ten ρ -matrix edges that make up a parent edge. The ten possible edges are:

$$\begin{array}{llll}
 \rho_u^0 \rho_v^0 & \rho_u^3 \rho_v^0 & \rho_u^1 \rho_v^0 + \rho_u^2 \rho_v^0 & \rho_u^2 \rho_v^2 + \rho_u^1 \rho_v^1 \\
 \rho_u^0 \rho_v^3 & \rho_u^3 \rho_v^3 & \rho_u^1 \rho_v^2 + \rho_u^2 \rho_v^1 & \\
 \rho_u^0 \rho_v^1 + \rho_u^0 \rho_v^2 & \rho_u^3 \rho_v^1 + \rho_u^3 \rho_v^2 & \rho_u^1 \rho_v^3 + \rho_u^2 \rho_v^3 &
 \end{array} \tag{12}$$

These are grouped into four classes. For one vertex, in the worst-case, it is possible to reduce the degree to four. It is clear that the terms in Eq. (12) allow for a minimum of degree-3 in the ideal worst-case situation, but this can result in a neighbouring worst-case vertex having degree-4. Therefore, the worst-case situation, is a degree-4 vertex for all.

An example of a dual application of the FORK gadget is shown in Fig. 14. This reduces the degree of vertex u by two. It turns out that a further FORK gadget could be employed between w , c_1 and c_2 and also v , c_5 and c_6 . This is justified since in the original interaction edges, we had ρ_w^0 and ρ_v^0 terms. For the example shown, the degree of each target vertex can be reduced to two.

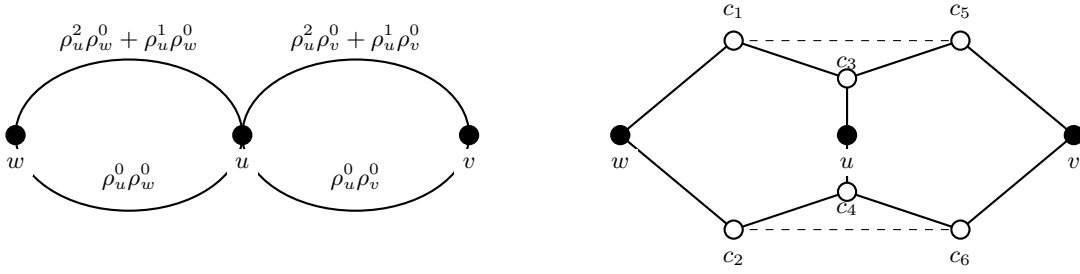


FIG. 14. An example procedure showing a degree reduction of a vertex.

F. Stochastic Hamiltonians on Lattice Geometries

Theorem 5. *Given a 2-local stoquastic Hamiltonian on a spatially sparse graph, H , there exists a 2-local stoquastic Hamiltonian on a degree-4 planar graph with a straight-line drawing in the plane that approximates H .*

Proof. The proof of this Theorem is analogous to that of [2, Lemma 2]. Given a 2-local stoquastic Hamiltonian on a spatially sparse graph, we know that each vertex is degree- $O(1)$ (with respect to parent edges). Decompose each parent edge into the appropriate ρ -matrix edges, leaving each vertex as degree- $O(1)$. This process can be done efficiently. We employ the localisation procedure by subdividing each edge. In doing so, we are preparing the vertices' degrees to be reduced. This can be done in parallel.

Once the localisation has been done, we can group like-edges, i.e., into four groups. For each group, we apply the FORK gadget in parallel $O(\log d)$ times, which can be done efficiently. This reduces the degree of each group to $\lfloor d_{\text{group}}/2 \rfloor$. Repeating the TRIANGLE process $O(1)$ times allows for each group to be at most degree-1. This leaves each vertex as degree-4. Up to this point in the process, we have required $O(1)$ reduction steps.

We then proceed to reduce the number of crossings using the SUBDIVISION and CROSS gadgets. For $c = O(1)$ crossings, we require $O(\log c)$ repetitions of this procedure. This is done in parallel and can be done efficiently. The resulting graph is planar with each vertex of degree at most 4 and has a straight-line drawing in the plane. ■

Theorem 6. *The 2-LOCAL STOQUASTIC HAMILTONIAN problem on a 2D square lattice is StoqMA-complete.*

Proof. A planar graph $G = (\mathcal{V}, \mathcal{E})$ with vertices of degree at most 4, all edges being straight-lines of length $O(1)$ and having $\Omega(1)$ angular separation with other edges can be represented on a 2D square lattice, $\Lambda = (\mathcal{V}, \mathcal{E})$. ing the planar graph in the square lattice such that

1. each vertex $u \in \mathcal{V}(G)$ is mapped to a lattice site $\phi(u) \in \mathcal{V}(\Lambda)$ within the boundary $\partial\Lambda = [-O(|\mathcal{V}(G)|), O(|\mathcal{V}(G)|)]^2$,
2. each edge $\{u, v\} \in \mathcal{E}(G)$ is mapped to a lattice path $\phi(\{u, v\}) \in \mathcal{E}(\Lambda)$ of length $O(1)$ between $\phi(u)$ and $\phi(v)$ without crossing any other lattice path.

The SUBDIVISION gadget can be used to map the edges $\{u, v\}$ to lattice paths $\phi(\{u, v\})$. We must ensure that the lattice paths remain close to the original edges they are associated with. For a sufficiently fine grid, the paths will not cross outside a constant-sized square about each vertex. Fig. 15 demonstrates how a planar graph in this regime can be embedded into a square lattice. Since the edges are $O(1)$ -length, the SUBDIVISION gadget need only be used $O(1)$ times per edge to get the lattice path. Therefore, there is an efficient embedding of a 2-local stoquastic Hamiltonian with a planar interaction graph to a 2-local stoquastic Hamiltonian with a square lattice interaction graph. Since the perturbation gadgets defined above are used, we can conclude that the low-energy subspaces of each Hamiltonian are close. ■

Theorem 6 can also be applied to the triangular lattice. The proof is exactly the same and justified since the vertices in a triangular lattice are degree 6. Hence the following corollary is straightforwardly concluded.

Corollary 3. *The 2-LOCAL STOQUASTIC HAMILTONIAN problem on a 2D triangular lattice is StoqMA-complete.*

Unlike work that considers a variety of lattice geometries [4], the stoquastic Hamiltonians considered here are restricted to the square and triangular lattices due to the minimum planar graph degree being four. If it were possible to reduce the degree of a vertex to three, then the Hamiltonian would be StoqMA-complete on a broader range of geometries. We leave this as an open problem.

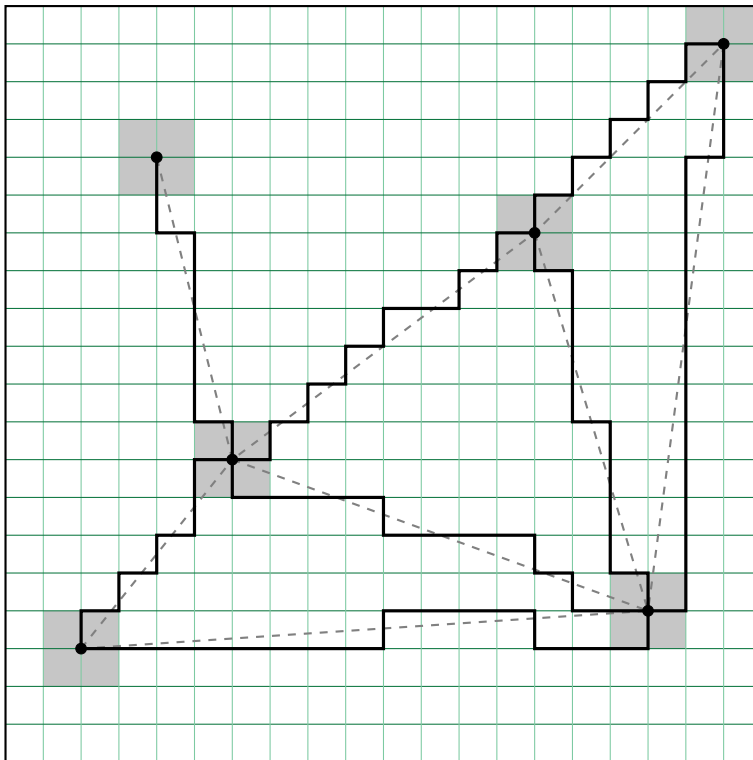


FIG. 15. A planar graph of degree at most 4 embedded on a 2D square lattice. The grey squares represent small regions where paths are rerouted to avoid crossing.

Our findings have shown that the complexity of the LOCAL STOQUASTIC HAMILTONIAN problem is retained even when restricted to lattice geometries such as the square and triangular lattices. We have shown how to construct stoquastic perturbation gadgets, requiring a constant number of such, to reduce a local stoquastic Hamiltonian on a spatially sparse lattice to a planar graph where each vertex is of degree at most four. A subsequent efficient embedding of the planar graph into a square lattice reveals that the LOCAL STOQUASTIC HAMILTONIAN problem remains StoqMA-complete. In the following section, we discuss a more restrictive class of stoquastic Hamiltonians, namely those constructed from combinations of Pauli operators. This is a logical step to make as there is a wealth of gadgets already known for Pauli interactions [4, 5, 8] and therefore, we can study their complexity using such.

VI. STOQUASTIC PAULI HAMILTONIANS

It is natural to try to consider a Pauli decomposition of a stoquastic Hamiltonian in hopes of applying the original techniques of Ref. [2]. However, it is not hard to see that certain Pauli terms are not stoquastic. This causes a significant problem when using perturbative gadgets — they must be stoquastic for local stoquastic Hamiltonians. We can, therefore, ask the question: *what kinds of Pauli Hamiltonians are stoquastic?* Interestingly, it has been shown to be coNP-hard to decide whether a given Hamiltonian is stoquastic and Σ_2^P -hard to decide whether a given Hamiltonian is stoquastic under single-qubit unitary transformations [38]. However, the problem of deciding whether a given Hamiltonian is stoquastic is not of interest here. We formally define term-wise and Pauli-term-wise stoquastic Hamiltonians.

Definition 9. A local Hamiltonian is *term-wise stoquastic* if each local Hamiltonian term is stoquastic.

This definition is less general than that of Ref. [38, Definition 2] since we are specifically interested only in the computational basis stoquasticity (Definition 2). The types of local Hamiltonians we have considered thus far are term-wise stoquastic. It is well-known the Pauli matrices form a basis for 2×2 Hermitian matrices. Given a 2-local stoquastic Hamiltonian term, if we were to decompose the term into a sum of 2-local Pauli operators, the resulting sub-Hamiltonian terms would not be term-wise stoquastic in general. For example, consider the following stoquastic

term as a sum of Pauli operators,

$$\begin{bmatrix} 0 & 0 & -3 & 0 \\ 0 & 0 & 0 & -1 \\ -3 & 0 & 0 & 0 \\ 0 & -1 & 0 & 0 \end{bmatrix} = -2X\mathbb{I} - XZ.$$

The term XZ is not stoquastic and can never be made so⁴. If a stoquastic Hamiltonian *can* be decomposed into a sum of stoquastic Pauli terms, then we say the Hamiltonian is *Pauli-term-wise stoquastic*.

Definition 10. A local Hamiltonian is *Pauli-term-wise stoquastic* if each local Hamiltonian term is stoquastic and each term is a single local Pauli interaction.

The set of allowed single 2-local Pauli terms that leave a Hamiltonian term stoquastic are $\mathcal{S}_2 := \{\mathbb{I}, -X, Z, ZZ, -XX\}$; this idea can be generalised to higher degrees of locality. Of course, the terms comprised of Pauli- X matrices must have an associated non-negative coefficient. If we slightly alter Definition 10 to allow for a grouped sum of Pauli operators, then such terms as $-(XX + YY)$ (representing a ‘single’ Pauli term) are stoquastic. We could now define a *grouped Pauli-term-wise stoquastic* Hamiltonian in the same way as Definition 10; however, the scope of possible terms here exceeds that of \mathcal{S}_2 and so it makes more sense to classify such Hamiltonians according to Definition 9. Example interaction terms that live in this family include the antiferromagnetic XY -interaction and Heisenberg interactions, i.e., $-(XX + YY)$ and $-(XX + YY + ZZ)$.

Pondering which known 2-local Hamiltonians admit a special case of Definition 10 — the transverse field Ising model is one such example where it and the antiferromagnetic variant are StoqMA-complete [4, 28]. Taking a closer look at \mathcal{S}_2 , it bares resemblance with the $ZZXX$ -Hamiltonian presented by Biamonte and Love [8], except there is now a condition on the XX and X terms. We denote this as the $(x^- - z/x^- - z)$ -Hamiltonian — the parent 2-local Pauli-term-wise stoquastic Hamiltonian:

$$H = \sum_{\{u,v\} \in \mathcal{E}(G)} J_{uv}^{(\leq 0)} X_u X_v + L_{uv} Z_u Z_v + \sum_{u \in \mathcal{V}(G)} f_u^{(\leq 0)} X_u + h_u Z_u. \quad (13)$$

The coefficients $L, h \in \mathbb{R}$ and $J, f \in \mathbb{R}_0^-$. Up to an overall constant, the parent 2-local stoquastic Pauli interaction term follows,

$$\begin{bmatrix} h_u + L_{uv} + h_v & f_v^{(\leq 0)} & f_u^{(\leq 0)} & J_{uv}^{(\leq 0)} \\ f_v^{(\leq 0)} & h_u - L_{uv} - h_v & J_{uv}^{(\leq 0)} & f_u^{(\leq 0)} \\ f_u^{(\leq 0)} & J_{uv}^{(\leq 0)} & -h_u - L_{uv} + h_v & f_v^{(\leq 0)} \\ J_{uv}^{(\leq 0)} & f_u^{(\leq 0)} & f_v^{(\leq 0)} & -h_u + L_{uv} - h_v \end{bmatrix}.$$

Clearly, this heavily restricts the types of Hamiltonians we can consider. A general 2-local stoquastic Hamiltonian term (i.e., over two qubits) will have ten degrees of freedom. A parent Hamiltonian term has only six degrees of freedom. Not all possible diagonal terms can be created using combinations of L and h . We aim to prove such Hamiltonians are StoqMA-complete. Notice that the Ising model and transverse field Ising model are special cases of the parent Hamiltonian.

Theorem 7. *The $(x^- - z/x^- - z)$ -Hamiltonian is StoqMA-complete.*

Proof. The transverse field Ising model is StoqMA-complete [28, Theorem 1]. The set of interactions that make the transverse field Ising model are subset of the $(x^- - z/x^- - z)$ -Hamiltonian interaction set; therefore the $(x^- - z/x^- - z)$ -Hamiltonian is StoqMA-hard. To show the Hamiltonian is in StoqMA, we simply conclude that we have a 2-local stoquastic Hamiltonian and, by definition, is in StoqMA. Thus, the $(x^- - z/x^- - z)$ -Hamiltonian is StoqMA-complete. ■

To consider a geometrical restriction to the $(x^- - z/x^- - z)$ -Hamiltonian would prove difficult. Firstly, arguments constructed in prior work [2, 5] fail due to the inability to simulate the 2-local terms like $-XX$ and ZZ using only those of \mathcal{S}_2 . In the original situation [8], we are able to construct appropriate reductions given that the stoquastic

⁴ With respect to the computational basis.

restriction is not present. Secondly, the gadgets presented above are insufficient as we must use only terms from \mathcal{S}_2 . We leave this as an open problem but conjecture that it is StoqMA-complete.

There are obvious restrictions to Eq. (13) that are stoquastic. For example, we can consider the following,

$$H(s) = \sum_{\{u,v\} \in \mathcal{E}(G)} J_{uv}^{(\leq 0)} X_u X_v + L_{uv}(s) Z_u Z_v + \sum_{u \in \mathcal{V}(G)} f_u^{(\leq 0)} X_u + h_u(s) Z_u, \quad (14)$$

$$H = \sum_{\{u,v\} \in \mathcal{E}(G)} J_{uv}^{(\leq 0)} X_u X_v + L_{uv} Z_u Z_v,$$

where $L(s)$ and $h(s)$ are sign-restricted parameters. Additionally, motivated by those Pauli interactions that when grouped are stoquastic, we can consider the following,

$$H = \sum_{\{u,v\} \in \mathcal{E}(G)} J_{uv}^{(\geq 0)} (-\alpha X_u X_v + \gamma Z_u Z_v), \quad (15)$$

$$H = \sum_{\{u,v\} \in \mathcal{E}(G)} J_{uv}^{(\leq 0)} (\alpha X_u X_v + \gamma Z_u Z_v), \quad (16)$$

where $\gamma \in \mathbb{R}$ and $\alpha \in \mathbb{R}_0^+$. Since all examples are stoquastic we can determine that they must lie in StoqMA. The difficulty, of course, lies with proving hardness. The grouped Pauli stoquastic Hamiltonians of Eq. (15) and Eq. (16) are of a similar format to those Hamiltonians considered by Cubitt, Piddock and Montonaro [4, 5]. Using their notation we would say Eq. (15) is the $\{-\alpha XX + \gamma ZZ\}^+$ -Hamiltonian and Eq. (16) is the $\{\alpha XX + \gamma ZZ\}^-$ -Hamiltonian.

It is likely some of the above Hamiltonians are StoqMA-complete, however, it would not be surprising if an efficient algorithm could be given to find the ground state. For Eq. (14) when $\text{sgn}(s) = 1$ the Hamiltonian has antiferromagnetic Z interactions. It is known the antiferromagnetic transverse field Ising model is StoqMA-complete [4]. Notice that conjugating Eq. (13) by X on all qubits where $h_u < 0$ leaves the sign of the XX , ZZ and X terms unchanged but flips the sign of the targeted Z terms. So we can assume that $h_u \geq 0$ for all $u \in \mathcal{V}(G)$. A similar argument could be given for the f_u terms via Z conjugation on the associated qubits. Therefore, since antiferromagnetic transverse field Ising interaction can simulate general version [4, Theorem 5], we can conclude that Eq. (14) is StoqMA-complete. The case where $\text{sgn}(s) = -1$ is more difficult to analyse. It is known the ferromagnetic transverse field Ising model is in BPP; however, $H(-1)$ includes more terms.

Indeed it is known from Bravyi and Gosset that a variation of the ferromagnetic XY -Hamiltonian has a FPRAS for the partition function [36, 39]. This result implies that the $\{-XX + \beta YY\}^+$ -Hamiltonian lies in BPP for a choice of $\beta \in [-1, 1]$ [40]. By the global relabelling property, we can similarly deduce that Eq. (15), for a choice of $\alpha = 1$ and $\gamma \in [-1, 1]$, is in BPP.

VII. CONCLUSION

In this work, we considered the complexity of the LOCAL STOQUASTIC HAMILTONIAN problem on lattice geometries. While the general 2-LOCAL HAMILTONIAN problem has been shown to be QMA-complete on a square lattice [2], the complexity of the 2-local stoquastic Hamiltonian on a square lattice had not been established as StoqMA-complete.

We demonstrated that the problem of determining the ground-state energy of a 2-local stoquastic Hamiltonian on a square lattice is indeed StoqMA-hard. We achieved this by developing perturbative gadget techniques, to reduce general 2-local stoquastic Hamiltonians to 2-local ones on a square lattice, analogous to the work by Oliveira and Terhal [2]. Additionally, we discussed a special case of the adiabatic Hamiltonians proposed by Biamonte and Love [8] and showed that it is also StoqMA-complete.

Result (Theorem 6). *The 2-LOCAL STOQUASTIC HAMILTONIAN problem on a 2D square lattice is StoqMA-complete.*

Future research could explore Hamiltonians that are known to be stoquastic but whose ground-state energy problems are not yet classified as StoqMA-complete. The standard example is the antiferromagnetic Heisenberg Hamiltonian [4]. Further investigation into less restrictive guiding state constructions for stoquastic Hamiltonians, beyond the original formulation by Bravyi [41], could also provide valuable insights. For example, it is known that StoqMA with an ‘easy witness’ (eStoqMA) is equivalent to MA and hence the resulting problem — the LOCAL STOQUASTIC HAMILTONIAN problem with an easy witness ground state is known to be MA-complete [25]. Could it be possible to consider the class SStoqMA, where the ‘S’ denotes ‘subset-state witness’ analogous to the work of Grilo *et al.* concerning SQMA, and

subsequently the complexity of the *GUIDED LOCAL STOQUASTIC HAMILTONIAN* problem⁵ [29, 42]? If it can be shown that *SStoqMA* is equivalent to *StoqMA*, then it might follow that the *Guided LOCAL STOQUASTIC HAMILTONIAN* problem is tractable in some sense.

Merlin’s power. An open problem we briefly discuss concerns understanding the extent of computational power Merlin provides. Typically, Merlin supplies a witness state $|\xi\rangle$ and Arthur, polynomially bounded in resources, prepares a circuit to verify the input. Remark 1 gives a condensed tuple representation of the components Merlin and Arthur have for standard *StoqMA* circuit. By constraining Arthur’s ancilla qubits, we can explore how much computational assistance Merlin must contribute, impacting the power of the verification process. Different configurations — such as Merlin supplying fractions of ancilla qubits or even circuit components — highlight how Merlin’s support affects the verifier’s power. This may have implications for communication complexity and resource-limited quantum verification.

ACKNOWLEDGMENTS

GW would like to thank Karl Lin, Ryan Mann and Samuel Elman for helpful discussions and feedback. GW and MJB were supported by the ARC Centre of Excellence for Quantum Computation and Communication Technology (CQC2T), project number CE170100012. GW was supported by a scholarship from the Sydney Quantum Academy. This material is also in part based upon work by MJB supported by the Defense Advanced Research Projects Agency under Contract No. HR001122C0074.

-
- [1] A. Y. Kitaev, A. H. Shen, and M. N. Vyalyi, *Classical and Quantum Computation* (American Mathematical Society, USA, 2002).
 - [2] R. Oliveira and B. M. Terhal, *Quantum Info. Comput.* **8**, 900 (2008), arXiv:0504050.
 - [3] N. Schuch and F. Verstraete, *Nature Physics* **5**, 732 (2009), arXiv:0712.0483.
 - [4] S. Piddock and A. Montanaro, *Quantum Info. Comput.* **17**, 636 (2017), arXiv:1506.04014.
 - [5] T. S. Cubitt and A. Montanaro, in *Proceedings of the 2014 IEEE 55th Annual Symposium on Foundations of Computer Science, FOCS '14* (IEEE Computer Society, USA, 2014) pp. 120–129, arXiv:1311.3161.
 - [6] S. Bravyi, A. J. Bessen, and B. M. Terhal, Merlin-Arthur games and stoquastic complexity (2006), arXiv:0611021.
 - [7] S. Bravyi, D. P. DiVincenzo, R. I. Oliveira, and B. M. Terhal, The complexity of stoquastic local Hamiltonian problems (2007), arXiv:0606140.
 - [8] J. D. Biamonte and P. J. Love, *Physical Review A* **78**, 10.1103/physreva.78.012352 (2008), arXiv:0704.1287.
 - [9] S. Bravyi and M. Vyalyi, *Quantum Info. Comput.* **5**, 187 (2005), arXiv:0308021.
 - [10] N. Schuch, *Quantum Info. Comput.* **11**, 901 (2011), arXiv:1105.2843.
 - [11] D. Aharonov and L. Eldar, in *Proceedings of the 2011 IEEE 52nd Annual Symposium on Foundations of Computer Science, FOCS '11* (IEEE Computer Society, USA, 2011) pp. 334–343, arXiv:1102.0770.
 - [12] D. Aharonov and L. Eldar, *Quantum Information Processing* **14**, 83 (2014), arXiv:1311.7378.
 - [13] D. Aharonov, O. Kenneth, and I. Vigdorovich, in *13th Conference on the Theory of Quantum Computation, Communication and Cryptography*, Vol. 111 (Schloss Dagstuhl – Leibniz-Zentrum für Informatik, 2018) pp. 2:1–2:21, arXiv:1803.02213.
 - [14] S. Irani and J. Jiang, Commuting local Hamiltonian problem on 2D beyond qubits (2023), arXiv:2309.04910.
 - [15] E. Y. Loh, J. E. Gubernatis, R. T. Scalettar, S. R. White, D. J. Scalapino, and R. L. Sugar, *Phys. Rev. B* **41**, 9301 (1990).
 - [16] Z.-X. Li and H. Yao, *Annual Review of Condensed Matter Physics* **10**, 337 (2019), arXiv:1805.08219.
 - [17] D. Hangleiter, I. Roth, D. Nagaj, and J. Eisert, *Science Advances* **6**, 10.1126/sciadv.abb8341 (2020), arXiv:1906.02309.
 - [18] W. M. C. Foulkes, L. Mitás, R. J. Needs, and G. Rajagopal, *Rev. Mod. Phys.* **73**, 33 (2001).
 - [19] A. W. Sandvik, A. Avella, and F. Mancini, in *AIP Conference Proceedings* (AIP, 2010) arXiv:1101.3281.
 - [20] M. Ohzeki, *Scientific Reports* **7**, 10.1038/srep41186 (2017), arXiv:1612.04785.
 - [21] S. Bravyi, G. Carleo, D. Gosset, and Y. Liu, *Quantum* **7**, 1173 (2023), arXiv:2207.07044.
 - [22] L. Barash, A. Babakhani, and I. Hen, *Phys. Rev. Res.* **6**, 013281 (2024), arXiv:2307.06503.
 - [23] D. F. B. ten Haaf, H. J. M. van Bemmelen, J. M. J. van Leeuwen, W. van Saarloos, and D. M. Ceperley, *Phys. Rev. B* **51**, 13039 (1995).
 - [24] D. Aharonov, A. B. Grilo, and Y. Liu, StoqMA vs. MA: the power of error reduction (2021), arXiv:2010.02835 [quant-ph].
 - [25] Y. Liu, in *16th Conference on the Theory of Quantum Computation, Communication and Cryptography (TQC 2021)*, Vol. 197 (Schloss Dagstuhl – Leibniz-Zentrum für Informatik, 2021) pp. 4:1–4:22, arXiv:2011.05733.
 - [26] C. Marriott and J. Watrous, *Computational Complexity* **14**, 122 (2005), arXiv:0506068.

⁵ Not to be confused with the variant under a similar name proposed by Bravyi [41]

- [27] S. Bravyi and B. Terhal, *SIAM J. Comput.* **39**, 1462 (2009), [arXiv:0806.1746](#).
- [28] S. Bravyi and M. Hastings, *Communications in Mathematical Physics* **349**, 1 (2016), [arXiv:1410.0703](#).
- [29] C. Cade, M. Folkertsma, S. Gharibian, R. Hayakawa, F. Le Gall, T. Morimae, and J. Weggemans, in *50th International Colloquium on Automata, Languages, and Programming (ICALP 2023)*, Vol. 261 (Schloss Dagstuhl – Leibniz-Zentrum für Informatik, 2023) pp. 32:1–32:19, [arXiv:2207.10250](#).
- [30] A. Raza, J. Eisert, and A. B. Grilo, Complexity of geometrically local stoquastic Hamiltonians (2024), [arXiv:2407.15499](#).
- [31] S. Gharibian, *SIGACT News* **54**, 54 (2024), [arXiv:2310.18010](#).
- [32] S. Zachos and M. Furer, in *Proc. of the Seventh Conference on Foundations of Software Technology and Theoretical Computer Science* (Springer-Verlag, Berlin, Heidelberg, 1987) pp. 443–455.
- [33] J. Kempe, A. Kitaev, and O. Regev, *SIAM Journal on Computing* **35**, 1070 (2006), [arXiv:0406180](#).
- [34] S. Bravyi, D. P. DiVincenzo, and D. Loss, *Annals of Physics* **326**, 2793 (2011), [arXiv:1105.0675](#).
- [35] S. Bravyi, D. P. DiVincenzo, D. Loss, and B. M. Terhal, *Phys. Rev. Lett.* **101**, 070503 (2008), [arXiv:0803.2686](#).
- [36] G. Waite, R. L. Mann, and S. J. Elman, *The Hamiltonian Jungle* (2023).
- [37] A. L. Fetter, J. D. Walecka, and L. P. Kadanoff, *Quantum theory of many-particle sys*, Dover Books on Physics (Dover Publications, Mineola, NY, 2003).
- [38] M. Ioannou, S. Piddock, M. Marvian, J. Klassen, and B. M. Terhal, Termwise versus globally stoquastic local Hamiltonians: questions of complexity and sign-curing (2022), [arXiv:2007.11964](#).
- [39] S. Bravyi and D. Gosset, *Phys. Rev. Lett.* **119**, 100503 (2017), [arXiv:1612.05602](#).
- [40] S. Piddock, *Complexity and Simulation of Many-Body Quantum Systems*, Phd thesis, University of Bristol (2019).
- [41] S. Bravyi, *Quantum Info. Comput.* **15**, 1122 (2015), [arXiv:1402.2295](#).
- [42] S. Gharibian and F. Le Gall, *SIAM Journal on Computing* **52**, 1009 (2023), [arXiv:2111.09079](#).

Appendix A: Parallel Gadget Application

When employing perturbation gadgets, it is important to ensure they do not cross-interfere and create unwanted interaction terms. For each gadget considered in this work, no construction, to the appropriate order, suffers any unwanted effects. The fourth-order perturbation terms used to reduce a general 3-local stoquastic Hamiltonian to a special 3-local one do incur cross-gadget terms, however, such contributions can be ignored in a certain regime [7, 33]. We do not discuss that here but instead show that the 3-to-2-local perturbation gadgets do not suffer from cross-gadget terms when applied in parallel. Additionally, the subdivision and geometrical gadgets do not suffer from cross-gadget terms when applied in parallel. The arguments are essentially universal for all cases and so we start with the simpler case.

1. Subdivision and Geometrical Gadgets

The subdivision gadget and all geometrical gadgets, SUBDIVISION, CROSS and FORK, use the same unperturbed penalty Hamiltonian. For a series of edges that are acted upon by these perturbation gadgets in parallel, we must show that there are no cross-gadget terms to second-order. The unperturbed penalty Hamiltonian is given by

$$H = \sum_{i=1}^p H^{(i)} = \sum_{i=1}^p \Delta_i |1\rangle\langle 1|_{c_i},$$

where c_i denotes the i -th mediator qubit c . Clearly, the low-energy space of H is $|0^p\rangle$ and the high-energy space is given by states with Hamming weight at least 1. Clearly, $\Pi_- = |0^p\rangle\langle 0^p|$ and $\Pi_+ = \mathbb{I} - \Pi_-$. The perturbation term is

$$\begin{aligned} V &= V_{\text{main}} + V_{\text{main}}, \\ V_{\text{main}} &= \sum_{i=1}^p \sqrt{\Delta_i} V_{\text{main}}^{(i)}, \\ V_{\text{extra}} &= \sum_{i=1}^p V_{\text{extra}}^{(i)}. \end{aligned}$$

We define each $V_{\text{main}}^{(i)}$ to only act non-trivially on the i -th mediator qubits and the relevant edge’s target qubits. Let $V_{\text{extra}}^{(i)}$ act only on the relevant system qubits, i.e., not the mediator qubits. The first-order perturbation term shows

$$V_- = (V_{\text{extra}})_- = \sum_{i=1}^p \left(V_{\text{extra}}^{(i)} \right)_-,$$

assuming that all first-order projection terms of V_{main} are zero. Since V_{extra} terms only act on system qubits, we can conclude the cross-projected terms vanish. We must show $V_{-+}H^{-1}V_{+-}$ produces no cross-gadget terms. By definition

$$V_{-+}H^{-1}V_{+-} = \sum_{i,j,k} \left(\sqrt{\Delta_i} V_{\text{main}}^{(i)} \right)_{-+} (\Delta_j)^{-1} |1\rangle\langle 1|_{c_j} \left(\sqrt{\Delta_k} V_{\text{main}}^{(k)} \right)_{+-}.$$

We know each $V_{\text{main}}^{(i)}$ acts non-trivially on c_i and the relevant edge's target qubits. Therefore, the low-energy state $|0\rangle_{c_i}$ can only be excited by a contribution from $\left(V_{\text{main}}^{(i)} \right)_{+-}$. Due to orthogonality

$$\sum_{i,j,k} \left(\sqrt{\Delta_i} V_{\text{main}}^{(i)} \right)_{-+} (\Delta_j)^{-1} |1\rangle\langle 1|_{c_j} \left(\sqrt{\Delta_k} V_{\text{main}}^{(k)} \right)_{+-} = \sum_i \left(V_{\text{main}}^{(i)} \right)_{-+} |1\rangle\langle 1|_{c_i} \left(V_{\text{main}}^{(i)} \right)_{+-}.$$

Clearly, there are no cross-gadget terms to second-order.

2. 3-to-2-Local Gadgets

When reducing a 3-local stoquastic Hamiltonian to a 2-local one, the specific gadget is used in parallel across all interaction edges in Ω_3 . We must show that to second-order there are no cross-gadget terms. This perturbation technique uses a third-order construction. The first-order and second-order corrections simply create energy shifts. The third-order terms are the ones that create the new interaction terms. The unperturbed Hamiltonian acts on a triple of mediator qubits per interaction edge,

$$H = \sum_{i=1}^q H^{(i)} = \sum_{i=1}^q \Delta_i \left(|001\rangle\langle 001|_{i_1, i_2, i_3} + \dots + |110\rangle\langle 110|_{i_1, i_2, i_3} \right).$$

The low-energy space for a single edge is spanned by $|000\rangle, |111\rangle$, so $\Pi_- = \prod_i \Pi_-^{(i)}$ and $\Pi_+ = \mathbb{I} - \Pi_-$. The perturbation term is

$$\begin{aligned} V &= V_{\text{main}} + V_{\text{extra}}, \\ V_{\text{main}} &= \sum_{i=1}^q \Delta_i^{2/3} V_{\text{main}}^{(i)}, \\ V_{\text{extra}} &= \sum_{i=1}^q V_{\text{extra}}^{(i)}. \end{aligned}$$

We define each $V_{\text{main}}^{(i)}$ to only act non-trivially on the three i -th mediator qubits and the relevant edge's target qubits. Let $V_{\text{extra}}^{(i)}$ act only on the relevant system qubits, i.e., not the mediator qubits. The first-order perturbation term shows

$$V_- = (V_{\text{extra}})_- = \sum_{i=1}^q \left(V_{\text{extra}}^{(i)} \right)_-,$$

assuming that all first-order projection terms of V_{main} are zero. Since V_{extra} terms only act on system qubits we can conclude the cross-projected terms vanish. The term $V_{-+}H^{-1}V_{+-}$ must produce no cross-gadget terms. The term $V_{\text{main}}^{(i)}$ can only affect the three mediator qubits i_1, i_2 and i_3 and the relevant edge's target qubits. It is therefore not hard to see

$$V_{-+}H^{-1}V_{+-} = \sum_i \Delta_i^{1/3} \left(V_{\text{main}}^{(i)} \right)_{-+} (H^{(i)})^{-1} \left(V_{\text{main}}^{(i)} \right)_{+-} = K\mathbb{I},$$

where $K = \sum_i K_i$ is a constant. Therefore, there are no cross-gadget terms to second-order. The third-order terms are where there is potential for cross-gadget terms. The third-order terms are what cause the target interaction terms. Analogous to the previous subsection, we can show that the third-order terms do not produce cross-gadget terms. Notice that

$$V_{++} = \sum_{i=1}^q \left(V_{\text{main}}^{(i)} \right)_{++},$$

hence the third-order term is given by

$$V_{-+}H^{-1}V_{++}H^{-1}V_{+-} = \sum_i \left(V_{\text{main}}^{(i)} \right)_{-+} (H^{(i)})^{-1} \left(V_{\text{main}}^{(i)} \right)_{++} (H^{(i)})^{-1} \left(V_{\text{main}}^{(i)} \right)_{+-}.$$

Using the definition of the $V_{\text{main}}^{(i)}$ terms and isolating to a conjugate pair to simplify the calculation, it is not hard to see that $\left(V_{\text{main}}^{(i)} \right)_{++}$, $(H^{(i)})^{-1} \left(V_{\text{main}}^{(i)} \right)_{+-}$ and $\left(V_{\text{main}}^{(i)} \right)_{-+} (H^{(i)})^{-1}$ each contribute a different operator O to the product resulting in a term like $O_1 O_2 O_3 |111\rangle\langle 000| + O_1 O_2 O_3 |000\rangle\langle 111| = O_1 O_2 O_3 X_c$. Therefore, using arguments similar to those in the previous subsection, we can conclude that there are no cross-gadget terms to third-order.

Appendix B: Effective Hamiltonian of the Stoquastic Subdivision Gadget

In this appendix, we prove that the stoquastic subdivision gadget produces the desired effective Hamiltonian using the second-order reduction lemma (Lemma 2). Recalling the setup, we have:

$$\begin{aligned} H_{\text{targ.}} &= K - \sum_{a=1}^M (C_a \otimes D_a + C_a^\dagger \otimes D_a^\dagger), \\ H &= \Delta \sum_{a=1}^M |1\rangle\langle 1|_a, \\ V &= \sqrt{\Delta} V_{\text{main}} + V_{\text{extra}}, \\ V_{\text{main}} &= - \sum_{a=1}^M (C_a + D_a^\dagger) S_a^+ + (C_a^\dagger + D_a) S_a^-, \\ V_{\text{extra}} &= \sum_{a=1}^M (C_a^\dagger \otimes C_a + D_a \otimes D_a^\dagger). \end{aligned}$$

The low- and high-energy subspace can be defined using the Hamming weight of a bit string. Moreover, it is clear that $\Pi_- = |0^M\rangle\langle 0^M|$ and $\Pi_+ = \mathbb{I} - \Pi_-$, hence the high-energy subspace is spanned by states with Hamming weight at least 1. The calculation of the effective Hamiltonian is similar to Appendix A 1, thus using Lemma 2 we have that

$$\begin{aligned} H_{\text{eff.}} &= \sum_{a=1}^M (C_a^\dagger C_a + D_a D_a^\dagger)_- \\ &\quad - \sum_{a,b,c} \left(\sqrt{\Delta} (C_a + D_a^\dagger) S_a^+ + (C_a^\dagger + D_a) S_a^- \right)_{-+} \\ &\quad \times \frac{1}{\Delta} |1\rangle\langle 1|_b \left(\sqrt{\Delta} (C_c + D_c^\dagger) S_c^+ + (C_c^\dagger + D_c) S_c^- \right)_{+-}. \end{aligned}$$

The key terms to analyse are $(S_a^\pm)_{-+} |1\rangle\langle 1|_b (S_c^\pm)_{+-}$. Trivially, $(S_a^+)_{-+} = 0$ and $(S_a^-)_{+-} = 0$. It is not hard to show

$$(S_a^+)_{+-} = |0 \dots 010 \dots 0\rangle\langle 0^M|, \quad (S_a^-)_{-+} = |0^M\rangle\langle 0 \dots 010 \dots 0|,$$

where the 1 is in the a -th position. The only terms that survive in the latter half of the above expression are thus given by

$$(S_a^-)_{-+} |1\rangle\langle 1|_b (S_c^+)_{+-} = \delta_{ab} \delta_{bc} |0^M\rangle\langle 0^M|,$$

reducing the overall effective Hamiltonian to

$$\begin{aligned} H_{\text{eff.}} &= \sum_{a=1}^M (C_a^\dagger C_a + D_a D_a^\dagger) |0^M\rangle\langle 0^M| - \sum_{a=1}^M (C_a + D_a^\dagger) (C_a^\dagger + D_a) |0^M\rangle\langle 0^M|, \\ H_{\text{eff.}} &= - \sum_{a=1}^M (C_a D_a + D_a^\dagger C_a^\dagger) |0^M\rangle\langle 0^M|. \end{aligned}$$

This concludes the proof.

Appendix C: Composition Law of Perturbation Gadgets

Definition 8 and Lemma 1 can be combined in a certain way to bound the error incurred from a composition of simulations. Moreover, imagine the following chain of simulations: H_1 is an (η_1, ϵ_1) simulator of H and H_2 is an (η_2, ϵ_2) simulator of H_1 . It is not hard to see that H_2 is an (η, ϵ) simulator of H . But specifically, what the values of η and ϵ are is not immediately clear. Let Δ_j represent the spectral gap of Hamiltonian H_j . It is known that these values can be bounded as [28]:

$$\begin{aligned}\eta &= \eta_1 + \eta_2 + O\left(\frac{\epsilon_2}{\Delta_1}\right), \\ \epsilon &= \epsilon_1 + \epsilon_2 + O\left(\frac{\epsilon_2 \|H\|}{\Delta_1}\right).\end{aligned}$$

Hence, H_2 is an (η, ϵ) simulator of H . This is a general result that can be applied to any number of simulations. In a general setting where we consider the composition of a constant number of simulations $C = O(1)$, i.e., H_1 is a (η_1, ϵ_1) simulator of H and H_2 is a (η_2, ϵ_2) simulator of H_1 and so on. Then we have that

$$\epsilon = \sum_{j=1}^{C-1} \epsilon_j \leq \frac{\epsilon}{2} + O(\epsilon) \max_j \frac{\|H_{j+1}\|}{\Delta_j},$$

after choosing $\epsilon_j \leq \frac{\epsilon}{2C}$. A similar expression can be given for the η -error, but we do not present it here. The spectral gaps can be appropriately chosen to ensure that the error is bounded by ϵ . Therefore, the composition of simulations is valid when a constant number of simulations are considered. If a polynomial number of simulations is considered, then each error term must be chosen to be appropriately small. A parallel application of perturbation gadgets has an error upper bound by the maximum error of the individual gadgets. A series application requires the composition law to be applied.

Appendix D: Toffoli Gate Manipulation

Here we discuss the manipulation of a Toffoli gate to nearest-neighbour gates. Within the StoqMA circuits, the Toffoli gates might be long-range and hence a subsequent transition to a spatially sparse graph seemingly requires nearest-neighbour gates. By using a SWAP network, it is possible to achieve this property. Note that SWAP gates are allowed in StoqMA circuits since they are just three CNOT gates.

Proposition 1. *Let $\text{TOFFOLI}_r[a, b; c]$ be a Toffoli gate with range $r > 2$. $\text{TOFFOLI}_r[a, b; c]$ can be exactly expressed using $\Theta(r)$ nearest-neighbour CNOT gates and a single nearest-neighbour $\text{TOFFOLI}_3[b-1, b; b+1]$.*

Proof. Without loss of generality, assume qubit registers $a < b < c$ and define the length $r := c - a$. We use a SWAP network to move qubits a and c to positions $b-1$ and $b+1$, respectively, while keeping qubit b fixed. This requires r SWAP gates, each decomposable into 3 CNOT gates, totalling $\Theta(r)$ CNOT gates. A local TOFFOLI_3 gate is then applied, followed by reversing the SWAP network, adding another $\Theta(r)$ CNOT gates. Therefore, the total number of CNOT gates is $\Theta(r)$. ■

Corollary 1. *Given any long-range $\text{StoqMA}(\alpha, \beta)$ circuit with T gates on M qubits, there exists a nearest-neighbour $\text{StoqMA}(\alpha, \beta)$ circuit with $\Theta(T \cdot M)$ gates on M qubits.*

Proof. Consider a long-range StoqMA circuit with gates that act on qubits with a maximum separation of M . Using the SWAP network approach from Proposition 1, each long-range gate can be transformed using $\Theta(M)$ local CNOT gates. Since each gate in the worst case requires $\Theta(M)$ SWAP gates and each SWAP gate is composed of 3 CNOT gates, the overall transformation requires $\Theta(M)$ CNOT gates per long-range gate. Thus, the entire circuit can be transformed incurring a $\Theta(M)$ increase in the number of gates. ■

Appendix E: Statistics of Circuit Mappings

The circuit mappings considered in this work first take general StoqMA circuits to ones comprised of only nearest neighbour gates. This requires a number of SWAP gates to reduce the range of the gates. The process of doing so

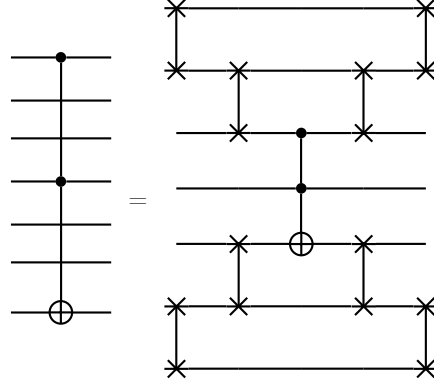


FIG. 16. Long-range Toffoli gate decomposed to nearest-neighbour gates via a swap network.

trivially increases the number of gates in the circuit but also retains the original circuit statistics. This is an artefact of the circuit mapping — they are equivalent circuits. The second mapping is from the nearest neighbour circuit to one that is spatially sparse. This entails an increase in the number of gates and also the number of ancilla qubits required. Since we are still dealing with **StoqMA** circuits, we know the size of the ancillae registers is characterised by the size of the input x . Moreover, we let $n = |x|$, the proof state be of size $w = \text{poly}(n)$ and also have m and p many $|0\rangle$ and $|+\rangle$ ancillae respectively. The size of m and p are also bounded by some polynomial in n . This means the circuit space is still polynomial in size. The number of gates in a circuit is, of course, also bounded by some polynomial in n in order for the verification to be efficient. Assuming we have some m and p ancillae, it is acceptable to increase both m and p either by a polynomial factor or just to some new polynomial and leave the class definition intact. The additional ancillae we might want to add need not be acted on by any of the gates in the circuit. While this would be practically inefficient⁶, it is still a valid **StoqMA** circuit.

In addition to w , m , p and L being polynomially bounded by n , the completeness and soundness statistics, α and β are functions of n . What this tells us is that certain circuit modifications will not change the fundamental requirements of the circuit. If a circuit modification requires a larger input register, then these quantities would be functions of the new input size. However, the circuit mappings we consider do not change the input size. The only thing that changes is the number of gates and the number of ancillae. While this, in general, is not a guarantee that the statistics will be preserved, we will show that the statistics are indeed preserved.

Consider this simple circuit comprised of gates R_1 , R_2 and R_3 , which are classically reversible gates. Let's denote $U = R_3 R_2 R_1$. Our input state is $|x, \xi, 0, +\rangle$. Let us also say that

$$\begin{aligned}
 R_1 |x, \xi, 0, +\rangle &= \sum_{x_1, x_2, x_3, x_4 \in \{0,1\}} c_x |x_1, x_2, x_3, x_4\rangle =: |\psi_1\rangle, \\
 R_2 R_1 |x, \xi, 0, +\rangle &= \sum_{y_1, y_2, y_3, y_4 \in \{0,1\}} c_y |y_1, y_2, y_3, y_4\rangle =: R_2 |\psi_1\rangle = |\psi_2\rangle, \\
 R_3 R_2 R_1 |x, \xi, 0, +\rangle &= \sum_{z_1, z_2, z_3, z_4 \in \{0,1\}} c_y |z_1, z_2, z_3, z_4\rangle =: R_2 |\psi_2\rangle = |\psi_3\rangle.
 \end{aligned}$$

The circuit we consider is shown in Appendix E. This circuit has a completeness and soundness characterised by the size of the input state $|x\rangle$.

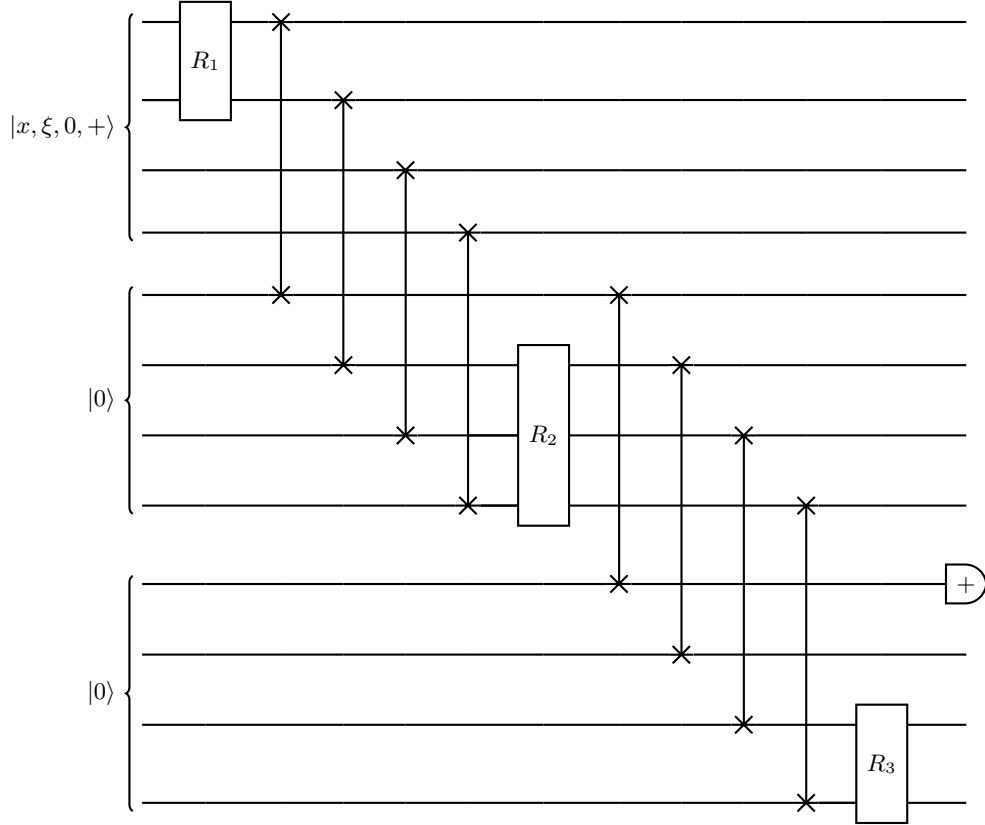
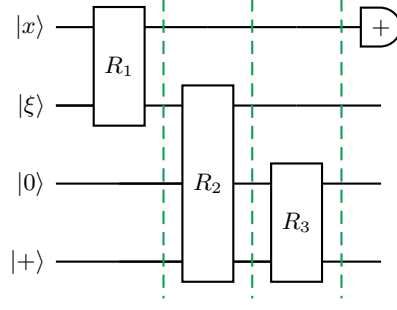
$$\textbf{Completeness: } \exists |\xi\rangle \text{ s.t. } \Pr_C(1) := \langle x, \xi, 0, + | U^\dagger \Pi_0^+ U | x, \xi, 0, + \rangle \geq \alpha(n),$$

$$\textbf{Soundness: } \forall |\xi\rangle \text{ s.t. } \Pr_S(1) := \langle x, \xi, 0, + | U^\dagger \Pi_0^+ U | x, \xi, 0, + \rangle \leq \beta(n).$$

Let us define a new circuit that is a modification of the one above.

The point of this circuit is to make it so that each qubit is only acted on by a constant number of gates. We can define $V = R_3 S_{4 \leftrightarrow 11} R_2 S_{0 \leftrightarrow 7} R_1$, where $S_{0 \leftrightarrow 7}$ and $S_{4 \leftrightarrow 11}$ are the SWAP gate networks sandwiched between the R

⁶ Inefficient here refers to the act of creating the necessary circuit, not the time execution of the circuit.



gates. Our input is now a state $|x, \xi, 0, +\rangle |0000\rangle |0000\rangle$. Let's consider the action of V on this state.

$$\begin{aligned}
 R_1 |x, \xi, 0, +\rangle |0000\rangle |0000\rangle &= |\psi_1\rangle |0000\rangle |0000\rangle, \\
 S_{3,7} S_{2,6} S_{1,5} S_{0,4} |\psi_1\rangle |0000\rangle |0000\rangle &= |0000\rangle |\psi_1\rangle |0000\rangle, \\
 R_2 |0000\rangle |\psi_1\rangle |0000\rangle &= |0000\rangle |\psi_2\rangle |0000\rangle, \\
 S_{7,11} S_{6,10} S_{5,9} S_{4,8} |0000\rangle |\psi_2\rangle |0000\rangle &= |0000\rangle |0000\rangle |\psi_2\rangle, \\
 R_3 |0000\rangle |0000\rangle |\psi_2\rangle &= |0000\rangle |0000\rangle |\psi_3\rangle.
 \end{aligned}$$

The output statistics are characterised by

$$\begin{aligned}
 \text{Pr}(1) &:= \langle x, \xi, 0, + | \langle 0000 | \langle 0000 | V^\dagger \Pi_8^+ V |x, \xi, 0, +\rangle |0000\rangle |0000\rangle, \\
 &= \langle 0000 | 0000 \rangle \langle 0000 | 0000 \rangle \langle \psi_3 | \Pi_8^+ | \psi_3 \rangle.
 \end{aligned}$$

Note that by $\langle 0000 | 0000 \rangle \langle 0000 | 0000 \rangle \langle \psi_3 | \Pi_8^+ | \psi_3 \rangle$ we specifically mean $\langle 0000 | 0000 \rangle_{0,1,2,3} \langle 0000 | 0000 \rangle_{4,5,6,7} \langle \psi_3 |_{8,9,10,11} \Pi_8^+ | \psi_3 \rangle_{8,9,10,11}$. Let's compare this with the statistics of the first cir-

cuit,

$$\langle x, \xi, 0, + |_{0,1,2,3} U^\dagger \Pi_0^+ U | x, \xi, 0, + \rangle_{0,1,2,3} = \langle \psi_3 |_{0,1,2,3} \Pi_0^+ | \psi_3 \rangle_{0,1,2,3}.$$

Clearly then, $\langle \psi_3 |_{0,1,2,3} \Pi_0^+ | \psi_3 \rangle_{0,1,2,3}$ and $\langle \psi_3 |_{8,9,10,11} \Pi_8^+ | \psi_3 \rangle_{8,9,10,11}$ are equivalent. Hence we conclude the statistics are preserved. Moreover, in the case where U accepts, V also accepts with the same probability. This idea will generalise and hold when we add more gates and registers. The important point is that the SWAP network we do between each gate of the original circuit effectively transports the bulk of the input to the next array of registers, leaving behind a trail of $|0\rangle$ ancillae.

We address one final and important point — why can we do this? Well, on Arthur’s “controllable” side of the StoqMA circuit, as mentioned above already, it is possible to increase the number of $|0\rangle$ -ancillae and $|+\rangle$ -ancillae by a polynomial amount, i.e., $m \mapsto m' = m + \text{poly}(n)$ and $p \mapsto p' = p + \text{poly}(n)$. The completeness and soundness are functions of n , not m and p . Furthermore, the circuit mapping we have considered is exact. Row one of the construction takes in the input x , the proof ξ and a fraction of the ancillae. The remaining rows are initialised as $|0\rangle$ -ancillae. This fits the definition of the class as per Remark 1. The consequence is that Merlin cannot cheat any more than before. Hence, the statistics are preserved.