

# Diversity-driven Data Selection for Language Model Tuning through Sparse Autoencoder

Xianjun Yang, Shaoliang Nie, Lijuan Liu, Suchin Gururangan, Ujjwal Karn, Rui Hou, Madian Khabsa, Yuning Mao

Meta GenAI

Current pre-trained large language models typically need instruction tuning to align with human preferences. However, instruction tuning data is often quantity-saturated due to the large volume of data collection and fast model iteration, leaving coreset data selection important but underexplored. On the other hand, existing quality-driven data selection methods such as LIMA (NeurIPS 2023 (Zhou et al., 2024)) and AlpaGasus (ICLR 2024 (Chen et al.)) generally ignore the equal importance of data diversity and complexity. In this work, we aim to design a diversity-aware data selection strategy and creatively propose using sparse autoencoders to tackle the challenge of data diversity measure. In addition, sparse autoencoders can also provide more interpretability of model behavior and explain, e.g., the surprising effectiveness of selecting the longest response (ICML 2024 (Zhao et al.)). Using effective data selection, we experimentally prove that models trained on our selected data can outperform other methods in terms of model capabilities, reduce training cost, and potentially gain more control over model behaviors.

**Date:** February 21, 2025

**Correspondence:** [xianjunyang@meta.com](mailto:xianjunyang@meta.com), [yuningm@meta.com](mailto:yuningm@meta.com)



## 1 Introduction

Scaling large language models (LLMs) has been shown to significantly enhance performance (Kaplan et al., 2020; Achiam et al., 2023), augmented by alignment (Bai et al., 2022; Rafailov et al., 2024; Schulman et al., 2017) to make LLMs follow human instructions. Instruction fine-tuning (IFT) (Wei et al.; Longpre et al., 2023; Sanh et al.; Ouyang et al., 2022) has become an essential step in adapting LLMs to perform effectively across diverse tasks, and it is believed that the data quality and diversity are the most important factors during IFT. Recently, there is a growing interest on data-centric AI. For example, innovations in data engineering enable scaling to vast contexts, extending the model’s capacity to handle extensive data sequences (Fu et al.). Alpaca (Taori et al., 2023b) can elicit Llama’s instruction-following by distilling 52k instruction conversations from ChatGPT (OpenAI, 2023). Techniques like importance resampling for data selection have been developed to optimize training data relevance (Xie et al., 2023).

Although it is well acknowledged that the critical to effective instruction tuning is the training data’s quantity (Ding et al., 2023), quality (Chen et al.), diversity (Bukharin and Zhao, 2023), and complexity (Wang et al., 2023), as also highlighted by recent industrial technical reports, such as Llama-3 (Dubey et al., 2024) and QWen-2 (Yang et al., 2024), it is still a mystery of how to accurately measure those features in data. Generally, ensuring data quantity and quality are easier to achieve with either human feedback (Ouyang et al., 2022) or automated AI feedback (Lee et al.). However, evaluating data diversity and complexity are challenging. For instance, a recent call (Zhao et al., 2024) urge a quantifiable approach to dataset diversity to ensure that claims of diversity are substantiated and meaningful: "Measure Dataset Diversity, Don’t Just Claim It".

Previous work has proved the effectiveness of small data quantity for achieving either general instruction following (Chen et al., 2023; Zhou et al., 2024), or task-oriented abilities (Xia et al.). Zhang et al. (2024a) shows some preliminary results to claim that instruction diversity drives generalization to unseen scenarios through symbolic tasks. And Liu et al. perform controlled studies to measure data across three dimensions: complexity, quality, and diversity (measured by cosine similarity of sentence representation). Besides, data pruning based on concept complexity has been shown effective in both pre-training (Abbas et al.) and post-training (Lu et al.). However, many previous text diversity metrics (Shaib et al., 2024) are not adopted due to their intrinsic limitations. Therefore, there is still a lack of reliable diversity measure toward more efficient, effective, and targeted data selection in the instruction tuning landscape. And it is also

unclear about the underlying mechanism such as what contributes to an accurate data diversity measure. Recently, sparse autoencoder (SAE) (Cunningham et al., 2023) has emerged as a powerful tool for interpreting the activated features in language models. The sparsity of the atomic monosemanticity guarantees the features are highly independent and accurate. Inspired by this advance, we first train a SAE and then **propose a new approach to use the activated features from SAE to measure data diversity**. Depending on the number of selected data, we then proposed two algorithms for effective data selection. The first one is greedy sampling using features from SAE for limited data (**SAE-GreedSelect**) and the second one is similarity-based sampling using features from SAE for scaling up the data selection (**SAE-SimScale**). We conduct comprehensive experiments on the widely used Alpaca (Taori et al., 2023a) and WizardLM\_evol\_instruct\_70k (Xu et al., 2023) datasets and our approach witnesses significant superiority over several previous results such as *#InsTag* (Lu et al.), *Longest* (Zhao et al.) and Repr Filter (Liu et al.) across various models and data scale. In addition, our approach can also explain why some of the previous method works by looking at the extracted features in the selected data.

In summary, we propose a novel method to use sparse autoencoders for feature extraction, and offer new algorithms for diversity-driven data selection, contributing to more effective and interpretable instruction tuning methodologies.

## 2 Related Work

**Sparse Autoencoders** have been crucial in advancing our understanding of neural representations (Gao et al., 2024; Paulo et al., 2024; Braun et al., 2024), as well as in scaling and enhancing the interpretability of LLMs (Cunningham et al., 2023; Foote et al., 2023). The foundational work in sparse coding, also known as dictionary learning, dates back to an overcomplete basis set proposed around 30 years ago (Olshausen and Field, 1997). Building on this, K-SVD (Aharon et al., 2006) was developed as an algorithm for designing overcomplete dictionaries, facilitating sparse representations in signal processing. Furthermore, K-sparse autoencoders (Makhzani and Frey, 2013) introduced a K-sparse constraint to enforce sparsity, leading to more accurate data representations. Bau et al. (2020) highlight the importance of understanding unit-specific functions for model interpretability. Additionally, Tonolini et al. (2020) propose that the visual cortex may employ such strategies to efficiently represent natural images. Recently, sparse dictionary learning has been applied to visualize transformer models (Elhage et al., 2022; Henighan et al., 2023), revealing that contextualized embeddings can be expressed as linear combinations of transformer factors (Yun et al., 2021). Research has also investigated polysemanticity and capacity in neural networks, finding that neurons often encode multiple concepts, which poses challenges for interpretability (Scherlis et al., 2022; Lieberum et al., 2024). Moreover, engineering monosemanticity has been explored to design neurons that represent single concepts, thereby enhancing interpretability (Jermyn et al., 2022). A structured mathematical framework has been proposed for analyzing transformer circuits (Elhage et al., 2021). It has been demonstrated that LLMs can elucidate the functions of neurons within themselves, offering a novel perspective on model introspection (Bills et al., 2023). Sparse probing techniques have identified significant neurons, providing case studies that underscore the utility of sparsity in interpretability (Gurnee et al.). Improvements in dictionary learning with Gated-SAE (Rajamanoharan et al., 2024a) and JumpReLU-SAE (Rajamanoharan et al., 2024b) have further enhanced the quality of learned representations.

**Data Selection** (Albalak et al., 2024; Wang et al., 2024), the process of selecting a representative subset of data to achieve efficient training without compromising model performance, is important in both pre-training (Brandfonbrener et al., 2024; Tirumala et al., 2023) and post-training (Chen et al.; Li et al., 2024b). Previous studies (Mindermann et al., 2022; Paul et al., 2021) have focused on optimizing this selection for various training objectives, specifically targeting model performance constraints (Xia et al., 2024), the value of individual data points (Covert et al.), and addressing bias (Jain et al., 2024). Recently, the emphasis on data curation (Taori et al., 2023b; Chiang et al., 2023; Cui et al., 2024; Wang et al., 2023) and selection (Zhou et al., 2024) for LLMs suggests that the main capabilities of LLMs come from pre-training, and a small amount of well-crafted instruction data can enable excellent instruction following. As a result, various data selection methods have been proposed. For example, AlpaGasus (Chen et al.) uses ChatGPT to score data quality and selects only the top 1000 highest-scoring data points. Zhao et al. propose a simple yet effective baseline of selecting the longest responses, while Xia et al.; Zhang et al. (2024b); Pan et al. (2024) employ gradient-based clustering for task-agnostic coreset selection. Further research (Liu et al.) indicates that data quality (Li et al., 2024c; Ding et al., 2023; Li et al., 2024a, 2023), diversity (Ge et al., 2024), and complexity (Xu et al., 2023; Sun et al., 2024; Ivison et al., 2023) are all crucial to the success of IFT, especially under complex constraints. However, accurately measuring these dimensions is a nontrivial task. **In this work, we focus on data diversity**. Data diversity in instruction-tuning is increasingly recognized as crucial for building robust models (Bukharin and Zhao, 2023). *#InsTag* (Lu et al.) measures

data diversity through intention tags of instructions, a method also adopted in the official technical reports of advanced LLMs, including Llama-3 (Dubey et al., 2024) and Qwen2-72B (Bai et al., 2023; Yang et al., 2024). In this work, we prove that SAEs offer a better diversity measure.

### 3 Sparse Autoencoder

**Formulation.** Let  $x^j$  denotes the  $d$ -dimension residual stream of the  $j$ th-layer of the transformer layer before the final layer of logits (we discard  $j$  hereafter and only use  $x$  for simplicity). A typical SAE can be decomposed into two parts: the encoder and decoder, where the encoder is used for representation decomposition and the decoder is only used during training for loss reconstruction and discarded during inference. A ReLU-SAE can be written as

$$\begin{aligned} \text{Encoder: } z &= \text{ReLU}(W_{\text{encoder}}(x - b_{\text{norm}}) + b_{\text{encoder}}) \\ \text{Decoder: } \hat{x} &= W_{\text{decoder}}z + b_{\text{norm}} \end{aligned} \quad (1)$$

, where  $b_{\text{norm}}$  means all inputs are normalized to the unit norm before passing to the autoencoder and computing the reconstruction errors. Notice that  $W_{\text{encoder}} \in \mathbb{R}^{n \times d}$ ,  $b_{\text{encoder}} \in \mathbb{R}^n$ , where  $n$  is number of pre-defined latents in SAE.

Similarly, a k-sparse autoencoder (Makhzani and Frey, 2013) regulates the count of active latent units by employing the TopK activation function, which retains only the k largest latent values, setting all others to zero. Thus,

$$\text{Encoder: } z = \text{TopK}(W_{\text{encoder}}(x - b_{\text{norm}})) \quad (2)$$

and the decoder is the same. The model is trained by gradient descent through training loss  $\mathcal{L} = \|x - \hat{x}\|_2^2$ . The TopK-SAE has already been verified by OpenAI (Gao et al., 2024) for its superior performance in explaining GPT-4, thus we also follow their training tricks, such as forcing dead neuron activation if it has not activated in 10 million tokens (with an auxiliary loss coefficient of 1/32), normalizing the decoder weights to have unit norm, and setting  $W_{\text{decoder}}$  to be the transpose of  $W_{\text{encoder}}$  for improving the training process.

**SAE Training.** We pick the last residual stream from the final layer of Llama-3.1-8b-instruct<sup>1</sup> for training our TopK-SAE. And we set the number of latents  $n$  to 131, 072, and  $K$  to {16, 32, 64, 128, 256}. We use Top-128-SAE for our main experiments for its moderate size. We use the 10B tokens from RedPajama-Data-V2 (Computer, 2023) for SAE training considering its high quality and diverse source. We tried various batch sizes from {4, 096, 8, 192, 12, 288} and found 4, 096 to be the optimal, and more can be found in Appendix D. For a total batch size of 4, 096, the batch size is 32 per device, and grad\_acc\_steps and micro\_acc\_steps are 4 and 2, respectively. For all training, we use 4 nodes with 8 Nvidia A100 80G GPUs per node through model parallel. The lr\_warmup\_ratio is 0.5 and the learning rate is  $7e - 5$ . We set epoch to 4 and we do not find additional benefits with more epochs. Since the Llama-3 tokenizer contains a BOS token which is useless and even detrimental to SAE training, we discard all BOS tokens for SAE training. We preprocess all the data to the same length through concatenating and chunking passages.

Figure 1 shows the training loss over different TopKs under the same configurations. It is generally observed that the training loss almost saturates after 4, 000 steps, and a larger k leads to a better final loss. However, a smaller loss does not necessarily correlate with better-decomposed features since more activated features will be more difficult to interpret.

**SAE Inference** After training the SAEs, inspired by the significant performance boost achieved with JumpReLU-SAE (Rajamanoharan et al., 2024b), we further use JumpReLU during inference to rectify the activations and only treat the activation value larger than the threshold as true activation.

$$\text{JumpReLU}(x) = \begin{cases} x, & \text{if } x > \theta, \\ 0, & \text{otherwise.} \end{cases} \quad (3)$$

, where  $\theta$  is the jump threshold.

<sup>1</sup>For better visualization, we summarize all the used open-source links in App. A hereafter.

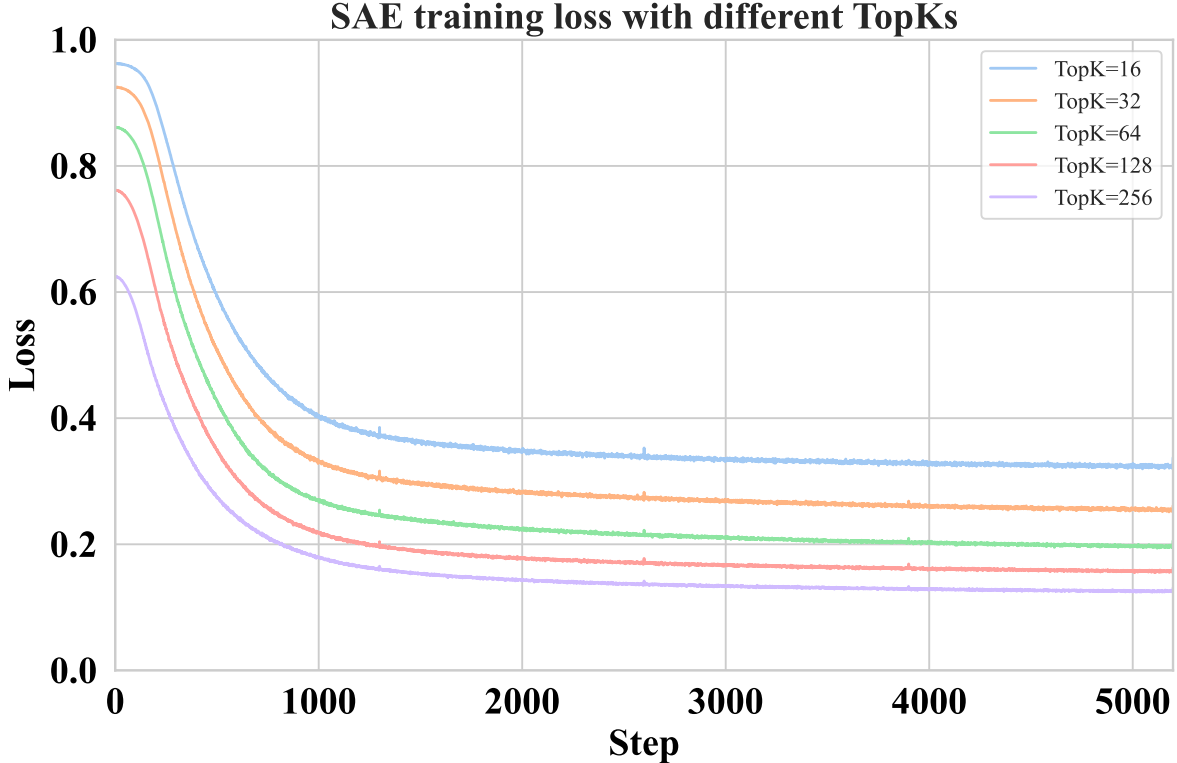


Figure 1 The training loss of TopK-SAE on the layer 31 of Llama-3.1-8b-instruct.

## 4 Methods and Experiments

### 4.1 Diversity-driven Data Selection through Sparse Autoencoder

Based on the extracted features from our trained SAEs, we design two sets of data selection methods: 1) when we only want to select a limited number of data as presented in (Chen et al.; Zhao et al.), we propose greedy sampling using features from SAE for limited data (**SAE-GreedSelect**) to maximize the utilization of features, and 2) when we want to scale up the selected data rather than only picking a fixed number of data, we propose similarity-based sampling using features from SAE for scaling up the data selection (**SAE-SimScale**). For example, the original #Instag (Lu et al.) method uses a greedy search but can not scale to 5k data since no data can bring new intention tags. The details of the two methods can be found in Algorithm 1. As we mentioned above that we actually use JumpRelu during inference, and we empirically set the threshold to 10 across all experiments in our work. For method **SAE-SimScale**, there is one additional parameter of similarity ratio, and we set it to 0.8 for all experiments. Thus, there are only 1 and 2 tunable parameters for **SAE-GreedSelect** and **SAE-SimScale**, respectively. This way, we can maximize the simplicity. Additional experiments regarding the threshold can be found in Section 5.7, and some even witness better results.

### 4.2 Experimental Settings

**Models.** To validate our method for data selection for supervised instruction fine-tuning (SFT), we use Llama-2-13b-base for our main experiments as the foundation base model. In addition, we also use Gemma-2-9b and Llama-2-7b-base to verify the method at different model scales.

**Datasets.** We use Alpaca-52k and WizardLM\_evol\_instruct\_70k as the target instruction tuning datasets because they are widely used and contain large enough data points for data selection.

**Baselines.** We choose Longest-response (Zhao et al.), #Instag (Lu et al.) and Repr Filter (Liu et al.) as the baselines. #Instag (Lu et al.) and Repr Filter (Liu et al.) share similar ideas of gradually selecting datapoints that add additional diversity, measured by intention tags and Cos similarity (we follow the similarity threshold of 0.9 in their paper but

Data	Method	Alpaca-52k				WizardLM_evolution_instruct-70k			
		Strict prompt-level	Strict instruction-level	Loose prompt-level	Loose instruction-level	Strict prompt-level	Strict instruction-level	Loose prompt-level	Loose instruction-level
All	NA	36.23	46.64	37.89	48.68	35.49	46.76	40.85	52.04
1k	#INSTAG (Lu et al.)	20.70	29.38	21.26	30.34	25.51	36.81	<b>29.57</b>	41.13
	Longest-instruction	18.30	29.38	23.48	35.37	23.48	34.53	26.62	38.61
	Longest-response (Zhao et al.)	19.41	30.09	22.92	34.53	22.37	34.89	27.36	40.29
	Repr Filter (Liu et al.)	21.63	31.41	23.29	32.97	24.95	35.73	27.17	38.25
	<b>SAE-GreedSelect</b>	<b>26.80</b>	<b>38.61</b>	<b>27.91</b>	<b>44.89</b>	24.77	35.97	28.47	40.05
	<b>SAE-SimScale</b>	23.48	34.65	24.77	37.41	<b>25.80</b>	<b>38.69</b>	29.21	<b>41.33</b>
3k	#INSTAG (Lu et al.)	22.37	33.57	23.48	35.25	30.87	41.97	34.38	46.16
	Longest-instruction	<b>30.31</b>	40.41	31.98	43.29	28.28	40.17	33.09	45.08
	Longest-response (Zhao et al.)	21.81	33.69	24.95	37.05	24.95	37.53	31.61	43.53
	Repr Filter (Liu et al.)	23.11	34.29	24.21	36.45	28.47	40.17	31.42	44.48
	<b>SAE-GreedSelect</b>	29.76	<b>40.89</b>	<b>32.16</b>	<b>43.65</b>	<b>34.75</b>	<b>47.36</b>	<b>38.08</b>	<b>50.96</b>
	<b>SAE-SimScale</b>	28.84	40.41	31.05	42.93	29.76	40.41	33.83	44.24
5k	#INSTAG (Lu et al.)	NA	NA	NA	NA	32.72	43.28	36.41	47.36
	Longest-instruction	27.36	39.09	29.76	41.97	31.61	42.45	36.04	47.72
	Longest-response (Zhao et al.)	21.99	33.69	24.77	36.81	27.54	39.69	33.09	44.96
	Repr Filter (Liu et al.)	27.17	36.93	27.91	37.89	30.50	42.81	33.46	46.40
	<b>SAE-GreedSelect</b>	26.99	37.41	27.73	38.97	31.98	43.29	36.04	48.20
	<b>SAE-SimScale</b>	<b>29.02</b>	<b>41.13</b>	<b>31.05</b>	<b>43.65</b>	<b>33.46</b>	<b>44.72</b>	<b>36.97</b>	<b>48.44</b>

**Table 1** Comparison of the fine-tuned Llama-2-13b’s accuracy using different methods with 1k, 3k, and 5k data selected from the Alpaca and WizardLM\_evolution\_instruct\_70k datasets. ‘-’ indicates not applicable.

replace the sentence embedding with Llama-3-8b), respectively. Additionally, we also use the longest instruction as a baseline for comparison with our methods. Note that the best performance in longest-response (Zhao et al.) was achieved by additional tricks such as refining the instructions or NEFTune (Jain et al.), but we did not follow this for a simple and fair comparison with other baselines.

**Configurations.** For all SFT experiments, we use 8 Nvidia A100 80G GPUs and the stanford alpaca code base. Following similar configurations in (Zhao et al.), we set the maximum length to be 1,024 for data selected from Alpaca-52k and 2,048 from WizardLM\_evolution\_instruct\_70k. We always set the batch size to 128, learning\_rate to 1e-5, weight\_decay to 0.1, and warmup\_ratio to 0.03. We set epochs to 15 for 1k and 3k data, 5 for 5k data, and 3 for full data.

**Evaluation.** The selection of SFT data aims to elicit superior instruction-following abilities, but the evaluation lacks standardization. For a comprehensive evaluation, we use IFEval (Zhou et al., 2023) for strict evaluation since it can accurately measure the response that adheres to the complex instructions through verifiable instructions, such as "mention the keyword of AI at least 3 times". We also use LLM- and Human-as-a-Judge for head-to-head evaluation and report the results on the AlpacaEval 2.0 leadboard as additional metric. Besides, it is expected that the models trained on small instruction datasets also behave well in other knowledge-intensive tasks, such as MMLU (Hendrycks et al.), TruthfulQA (Lin et al., 2022), Winogrande (Sakaguchi et al., 2020), Arc (Clark et al., 2018) and Gsm8k (Cobbe et al., 2021). So we also use those five benchmarks for measuring the finetuned model’s knowledge. For all the evaluations on those five benchmarks, we utilize the lm-evaluation-harness under their default setting with the same number of 3 in-context examples for all models.

## 5 Results and Analysis

### 5.1 Why 1,000 Longest Responses (Zhao et al.) Lead to Strong Performance?

Picking the 1,000 longest responses (Zhao et al.) serves as a simple but tough-to-beat baseline for SFT and they hypothesize that this is because the longest responses intuitively contain more learnable information, but do not provide quantitative evidence to this assumption. Thus, we provide a quantitative explanation of the activated features through SAE by examining the correlation between activated features and text length. Figure 2 shows a strong positive correlation ( $r = 0.92$ ) between text length and feature richness in an SAE extracted from text in the Alpaca dataset, supporting their hypothesis that longer responses encode more learnable information. This simple strategy provides a competitive baseline for fine-tuning LLMs efficiently but is not always better, as shown later.

---

**Algorithm 1** Two Diversity-driven Data Selection Methods

---

**Require:** The Whole Dataset  $\mathcal{D}$ , Sub-Dataset Size  $N$ , Sampling Mode (*Greedy* or *Similarity-based*), Threshold  $\theta$  (if *Similarity-based*)

**Ensure:** The Sampled Sub-Dataset  $\mathcal{D}_s$

```
1: Initialize Empty  $\mathcal{D}_s$ 
2: Sort Queries in  $\mathcal{D}$  by instruction length in descending order
3: while  $|\mathcal{D}_s| < N$  do
4:   Set  $\mathcal{T}_s^B \leftarrow \emptyset$ 
5:   for each Query  $q \in \mathcal{D}$  do
6:     if  $|\mathcal{T}_s^B \cap \mathcal{T}_q| > |\mathcal{T}_s^B|$  (if Greedy: SAE-GreedSelect) or  $|\mathcal{T}_s^B \cap \mathcal{T}_q|/|\mathcal{T}_s^B| > \theta$  (if Similarity-based: SAE-SimScale) then
7:        $\mathcal{D}_s \leftarrow \mathcal{D}_s \cup \{q\}$ 
8:        $\mathcal{T}_s^B \leftarrow \mathcal{T}_s^B \cup \mathcal{T}_q$ 
9:        $\mathcal{D} \leftarrow \mathcal{D} \setminus \{q\}$ 
10:      if  $|\mathcal{D}_s| = N$  then
11:        break
12:      end if
13:    end if
14:  end for
15: end while
16: return  $\mathcal{D}_s$ 
```

---

## 5.2 Comparison with Baselines

Table 1 presents a comparative analysis of different data selection methods applied to Alpaca-52k and WizardLM\_evol\_instruct-70k datasets, evaluated under "Strict prompt-level," "Strict instruction-level," "Loose prompt-level," and "Loose instruction-level" on the IFEval. As the data size increases from 1k to 5k, the performance of all methods improves across both datasets. Our proposed methods SAE-GreedSelect and SAE-SimScale exhibit more significant gains than baseline approaches, indicating their robustness and scalability. For instance, in the WizardLM\_evol\_instruct-70k dataset at the 3k data scale, SAE-SimScale achieves a "Loose instruction-level" score of 50.96, significantly surpassing the #instag baseline's 46.16 and other baselines. And it even matches the upper bound of using the entire 70k data. SAE-SimScale achieves the best results overall, particularly with higher data sizes (3k and 5k), with significant performance improvements in "Strict instruction-level" and "Loose instruction-level" evaluations. Performance differences are more pronounced in the WizardLM\_evol\_instruct-70k dataset, highlighting the challenges and opportunities in leveraging larger and more complex instruction-tuning datasets.

The results suggest that the SAE-SimScale method is the most effective approach for data selection through diversity-driven frameworks. By outperforming baselines across all metrics and datasets, SAE-SimScale highlights its potential for optimizing **scalable data selection**.

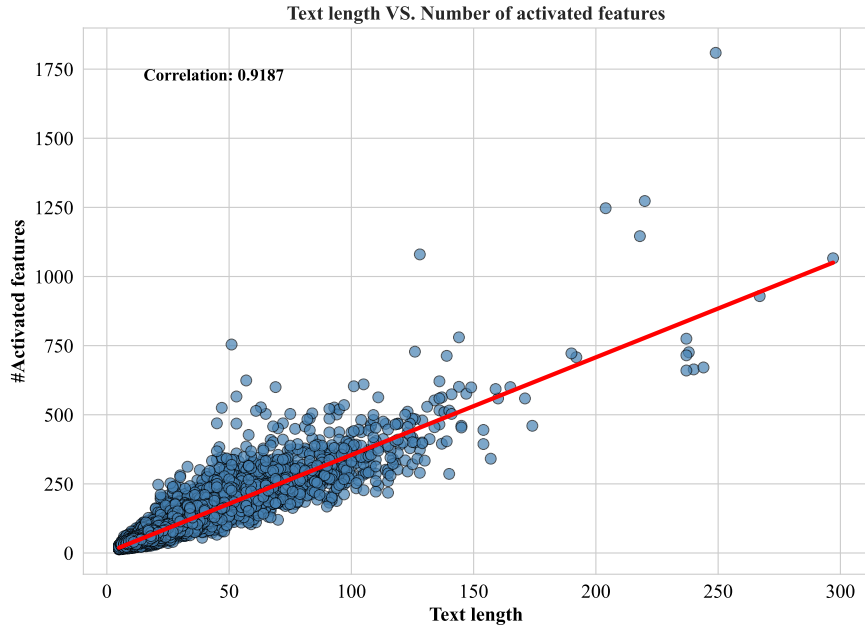
Data	Method	Alpaca-52k			
		Strict prompt-level	Strict instruction-level	Loose prompt-level	Loose instruction-level
1k	Gemma-SAE	23.66	34.05	24.58	35.25
	Ours-SAE	24.21	35.13	26.06	37.53
3k	Gemma-SAE	31.61	41.96	33.27	43.88
	Ours-SAE	29.76	40.89	32.16	43.65

**Table 2** Comparison of different methods using 1k data from Alpaca datasets.

## 5.3 Preference Evaluation

In addition to the above evaluation, we also focus on assessing human or AI preference evaluation. The head-to-head comparison is shown in Figure 5, showing that our methods again consistently outperform the baselines. More details can be found in the Appendix E.

Besides, In Table 3 we report the results on the AlpacaEval 2.0 benchmark with some baselines copied from their



**Figure 2** The correlation between text length and number of activations in SAEs.

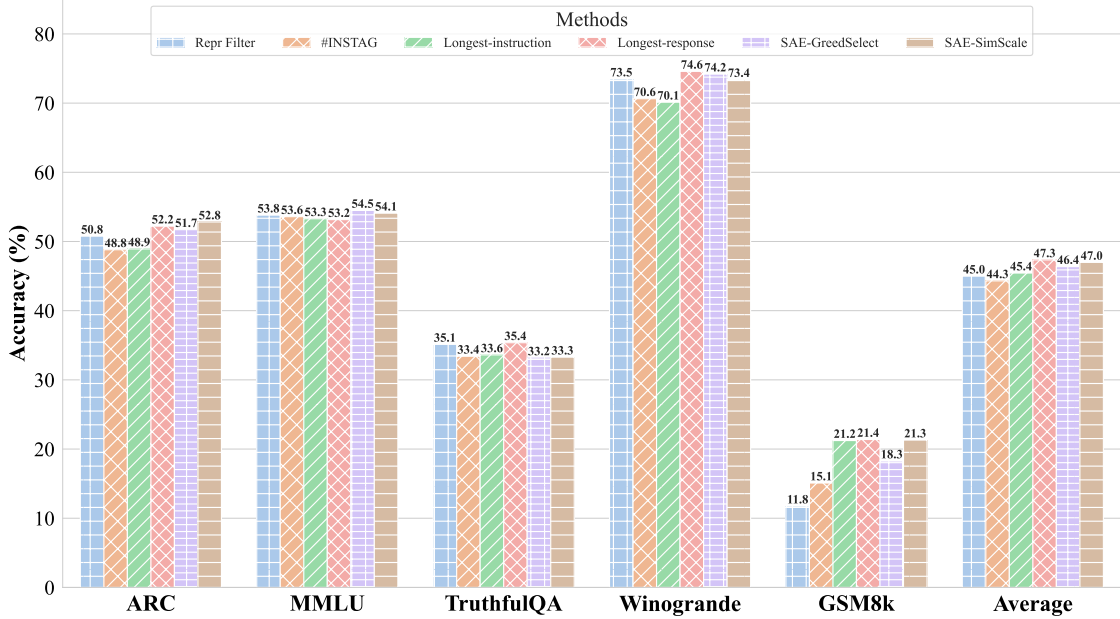
public leaderboard and (Zhao et al.). The bottom four models are all trained on Llama-2-13b-base with 5k data selected from the WizardLM\_evol\_instruct-70k dataset. Notably, our method achieves superior performance compared to some commercial models, including ChatGPT and Claude, outperforms the baseline approaches by a large margin.

Model	Win Rate	Length Controlled Win Rate
Wizardlm-70b	14.38	17.57
AlpaGasus-1k	4.87	-
LIMA-1k	5.64	-
gpt-3.5-turbo-1106	9.18	19.3
claude-2.1_concise	9.23	18.21
#INSTAG-5k	3.42	6.08
Longest-response-5k	5.86	7.04
Repr Filter	4.91	9.55
<b>SAE-GreedSelect-5k</b>	<b>19.61</b>	<b>22.81</b>

**Table 3** Preference evaluation results on AlpacaEval 2.0. '-' represents not available.

## 5.4 Different SAE as Feature Extractor

In Table 2, we show the result using different SAE as the feature extractor. This table compares the performance of the same algorithm SAE-GreedSelect using two SAEs as the backbone, Gemma-SAE and Ours-SAE, across four evaluation metrics on subsets of the Alpaca-52k dataset with 1k and 3k data points. For the 1k subset, Ours-SAE achieves higher accuracy scores than Gemma-SAE, such as 24.21% vs. 23.66% on strict prompt-level and 37.53% vs. 35.25% on loose instruction-level metrics. For the 3k subset, Gemma-SAE slightly outperforms Ours-SAE in strict prompt-level (31.61% vs. 29.76%) and instruction-level (41.96% vs. 40.89%), though both methods are comparable in loose-level evaluations. This confirms the universal effectiveness of our proposed data selection method when using different SAEs as the backbone, showing the flexibility and compatibility of our data selection strategy.



**Figure 3** The benchmark performance between different methods: Llama 2 (13B) trained from corresponding 1k selected data from Alpaca.

## 5.5 Results on Base Model with Different Size

In Table 4, we show the results using base models at different sizes to explore the impact of model parameters. The results demonstrate that our proposed data selection method consistently outperforms baselines across all data scales (1k, 3k, and 5k) for both Gemma-2-9b and Llama-2-7b models. And SAE-SimScale achieves the highest scores across almost all metrics, showcasing its effectiveness in improving performance over other methods. The improvements with the proposed method are more evident in the Gemma-2-9b model compared to the Llama-2-7b, and the same trend is also observed in previous results on Llama-2-13b. The significance of the improvements achieved by the proposed data selection method diminishes when evaluated on smaller models, highlighting the dependence on the model scale for pronounced benefits. But this demonstrates significant importance of our method since it meets the scaling trend of current LLMs.

Data	Method	Gemma-2-9b-base				Llama-2-7b-base			
		Strict prompt-level	Strict instruction-level	Loose prompt-level	Loose instruction-level	Strict prompt-level	Strict instruction-level	Loose prompt-level	Loose instruction-level
1k	Longest-instruction	21.07	30.70	21.63	32.25	19.78	29.26	21.07	31.41
	Longest-response	21.26	31.41	25.88	35.61	<b>20.33</b>	29.74	<b>22.55</b>	33.57
	<b>SAE-GreedSelect</b>	23.48	35.61	25.51	37.65	18.85	29.62	19.96	30.94
	<b>SAE-SimScale</b>	<b>25.88</b>	<b>36.45</b>	<b>26.80</b>	<b>38.01</b>	19.96	<b>31.54</b>	21.44	<b>33.81</b>
3k	Longest-instruction	22.55	33.45	25.32	36.69	22.92	33.45	24.58	36.21
	Longest-response	23.11	33.93	25.88	37.05	22.18	32.37	24.58	35.49
	<b>SAE-GreedSelect</b>	22.55	34.41	23.84	35.97	<b>23.11</b>	<b>35.61</b>	24.21	<b>37.77</b>
	<b>SAE-SimScale</b>	<b>25.51</b>	<b>37.41</b>	<b>26.43</b>	<b>38.49</b>	22.74	34.17	24.95	36.45
5k	Longest-instruction	22.03	32.57	25.12	36.03	22.92	34.53	23.84	35.85
	Longest-response	21.99	32.13	25.14	35.37	21.63	32.25	24.58	35.37
	<b>SAE-GreedSelect</b>	21.34	32.73	22.55	34.17	<b>25.51</b>	<b>35.97</b>	<b>26.43</b>	<b>37.41</b>
	<b>SAE-SimScale</b>	<b>24.58</b>	<b>36.09</b>	<b>26.25</b>	<b>37.89</b>	24.95	34.53	26.06	35.85

**Table 4** Comparison of different base models with different scale using 1k, 3k and 5k data from Alpaca.



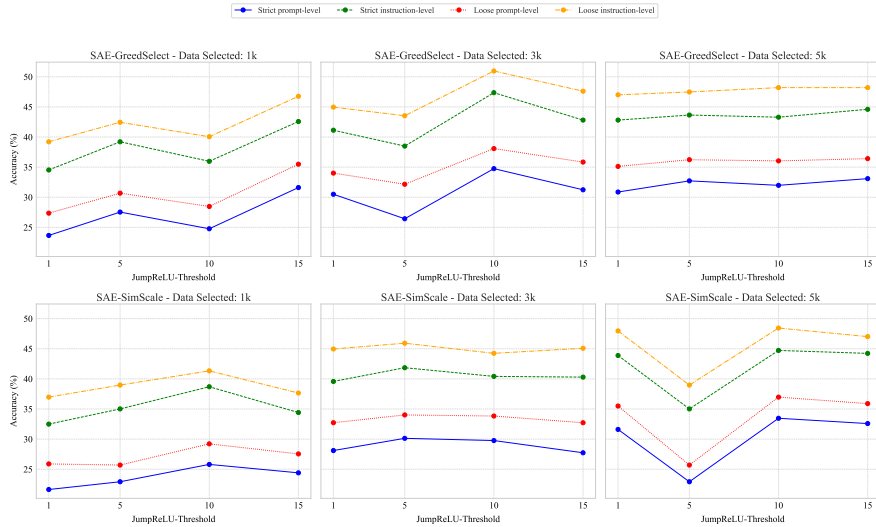


Figure 4 The comparison of SAE-GreedSelect (Top) and SAE-SimScale (Bottom) under different SAE thresholds.

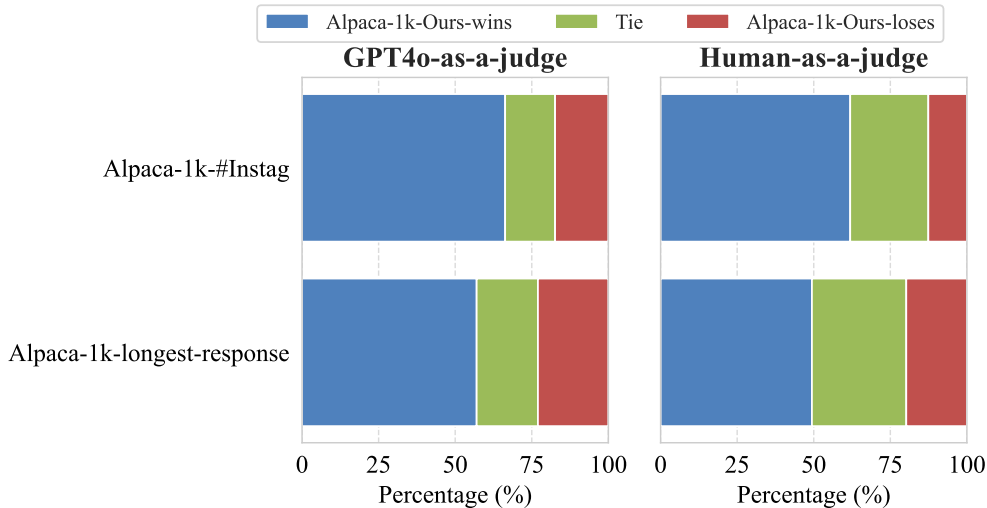


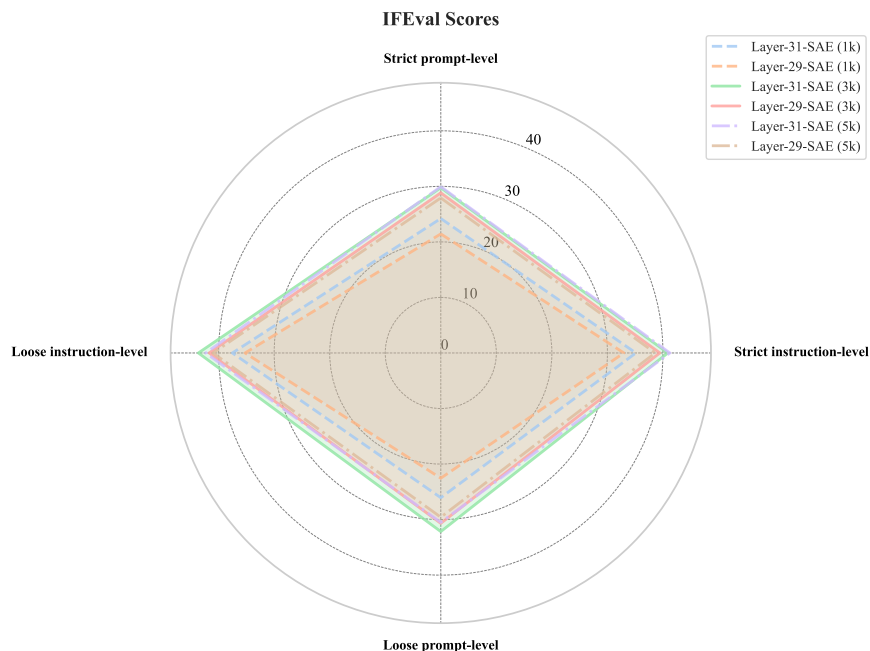
Figure 5 The head-to-head comparison between Llama-2-13b-base trained on different data selected from Alpaca.

## 5.6 Results of Using SAEs on Different Layers.

The previous results come from picking the data using the SAE trained on the final (31st) layer. However, it is also possible to use other layers. Thus, we also pick the SAE trained on the 29th layer as the backbone and perform a similar pipeline of selecting the data and training the model. Figure 6 shows the radar plot to compare the four IFEval scores on models trained on 1k, 3k, and 5k data selected using different SAE layers. For the 1k dataset, Layer-31-SAE scores ranged from 24.21 to 37.53, while Layer-29-SAE ranged from 21.44 to 35.25. With larger datasets (3k and 5k), scores improved, with Layer-31-SAE reaching up to 43.65 (3k) and 42.33 (5k), consistently outperforming Layer-29-SAE, which peaked at 41.72 (3k) and 41.01 (5k).

## 5.7 Impact of Inference Threshold of SAE

In previous experiments, we always set the threshold to 10.0 during the SAE inference. Here we show the results of using different threshold. The figure 4 compares accuracy levels across varying thresholds for two versions of our methods ("SAE-GreedSelect" and "SAE-SimScale") under different data selection conditions (1k, 3k, 5k). Both methods exhibit an upward trend in accuracy as thresholds increase, although the rate of improvement varies. At lower thresholds,



**Figure 6** Radar plot comparing the results of using SAEs on different layers.

accuracy differences between the versions are minimal, but SAE-SimScale consistently outperforms SAE-GreedSelect at higher thresholds across all data sizes. Data size influences the trends: larger data size (e.g., 5k) yields higher overall accuracy for both versions. Strict and loose prompt-level and instruction-level conditions impact the algorithms, with stricter conditions showing relatively lower accuracy compared to looser configurations. This figure demonstrates that an x-axis threshold of 10 generally achieves the best accuracy results across all metrics and settings.

## 5.8 Case Study

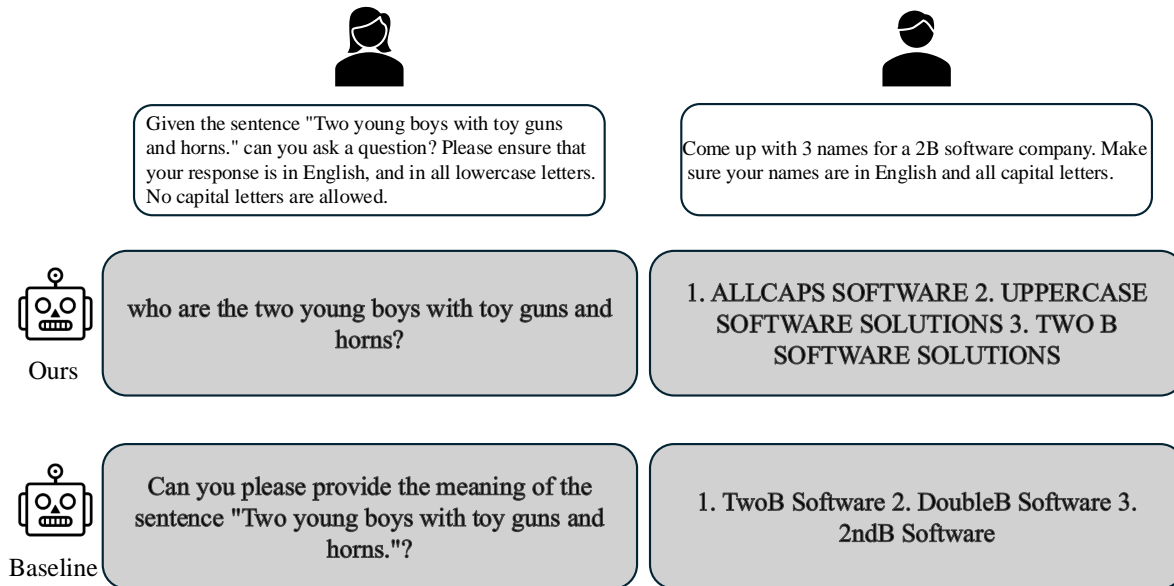
Here we show some examples in Figure 7 as a case study, and the instructions are picked from the IFEval dataset. Our model outperforms the baseline in instruction adherence and generation correctness, with additional cases in App. C.

## 6 Factual Knowledge benchmarks

Despite the above instruction-following abilities, we look at the model performance on knowledge-intensive benchmarks, as shown in Figure 3. This figure presents a comparative analysis of model performance across five standard benchmarks and the average performance. It highlights that SAE-SimScale generally outperforms other models across most datasets, particularly in Winogrande and the overall score. GSM8k witnesses the lowest results among all datasets for all models, while Winogrande shows the highest accuracy, showcasing the variability in task difficulty. However, there are **marginal differences between different selection methods**, suggesting that factual knowledge is almost maintained across five models, which is also proven in (Zhao et al.) that small scale SFT does not impact abilities on knowledge benchmarks. More can be found in Appendix 6.

## 7 Conclusion

Our findings unveil a novel measure of data diversity through the learned monosemanticity in sparse autoencoders. Based on the activated features in the SAEs, we proposed a new data selection algorithm for instruction tuning corset selection. The models fine-tuned on our selected data consistently outperform other selection methods in instruction-following abilities across different models and datasets. Also, when we change the ratio of selected data, our approach consistently achieves better results. Besides, we can use our data diversity measure to explain why longer instruction-response data



**Figure 7** Case study: the instruction-following performance of Llama-2-13B model finetuned on 3k data selected from Alpaca with our SAE-GreedSelect and #INSTAG baseline.

usually leads to better model performance. In the future, we hope to extend this pipeline to other directions such as preference data selection, or how to make model safer through data selection.

## Impact Statement

Our research has the potential to impact the fields of finetuning LLMs by introducing a novel measure of data diversity through learned monosemanticity in sparse autoencoders. The proposed data selection algorithm for instruction tuning corset selection can lead to improved model performance, increased efficiency, and enhanced reliability.

**Improved Model Performance:** Our approach consistently outperforms other selection methods in instruction-following abilities across different models and datasets, resulting in better overall model performance.

**Increased Efficiency:** By selecting the most relevant data, our method reduces the amount of data required for fine-tuning, leading to faster training times and lower computational costs.

**Enhanced Reliability:** Our data diversity measure provides insights into why longer instruction-response data typically leads to better model performance, enabling more informed decisions about data selection and model development.

**Broader Applications:** Our pipeline has the potential to be extended to other areas, such as preference data selection and enhancing model safety through data selection, further expanding its impact on the field.

## References

- Amro Kamal Mohamed Abbas, Evgenia Rusak, Kushal Tirumala, Wieland Brendel, Kamalika Chaudhuri, and Ari S Morcos. Effective pruning of web-scale datasets based on complexity of concept clusters. In *The Twelfth International Conference on Learning Representations*.
- Josh Achiam, Steven Adler, Sandhini Agarwal, Lama Ahmad, Ilge Akkaya, Florencia Leoni Aleman, Diogo Almeida, Janko Altschmidt, Sam Altman, Shyamal Anadkat, et al. Gpt-4 technical report. *arXiv preprint arXiv:2303.08774*, 2023.
- Michal Aharon, Michael Elad, and Alfred Bruckstein. K-svd: An algorithm for designing overcomplete dictionaries for sparse representation. *IEEE Transactions on signal processing*, 54(11):4311–4322, 2006.
- Alon Albalak, Yanai Elazar, Sang Michael Xie, Shayne Longpre, Nathan Lambert, Xinyi Wang, Niklas Muennighoff, Bairu Hou, Liangming Pan, Haewon Jeong, et al. A survey on data selection for language models. *arXiv preprint arXiv:2402.16827*, 2024.
- Jinze Bai, Shuai Bai, Yunfei Chu, Zeyu Cui, Kai Dang, Xiaodong Deng, Yang Fan, Wenbin Ge, Yu Han, Fei Huang, et al. Qwen technical report. *arXiv preprint arXiv:2309.16609*, 2023.
- Yuntao Bai, Saurav Kadavath, Sandipan Kundu, Amanda Askell, Jackson Kernion, Andy Jones, Anna Chen, Anna Goldie, Azalia Mirhoseini, Cameron McKinnon, et al. Constitutional ai: Harmlessness from ai feedback. *arXiv preprint arXiv:2212.08073*, 2022.
- David Bau, Jun-Yan Zhu, Hendrik Strobelt, Agata Lapedriza, Bolei Zhou, and Antonio Torralba. Understanding the role of individual units in a deep neural network. *Proceedings of the National Academy of Sciences*, 117(48):30071–30078, 2020.
- Steven Bills, Nick Cammarata, Dan Mossing, Henk Tillman, Leo Gao, Gabriel Goh, Ilya Sutskever, Jan Leike, Jeff Wu, and William Saunders. Language models can explain neurons in language models. URL <https://openaipublic.blob.core.windows.net/neuron-explainer/paper/index.html>. (Date accessed: 14.05. 2023), 2, 2023.
- David Brandfonbrener, Hanlin Zhang, Andreas Kirsch, Jonathan Richard Schwarz, and Sham Kakade. Color-filter: Conditional loss reduction filtering for targeted language model pre-training. *arXiv preprint arXiv:2406.10670*, 2024.
- Dan Braun, Jordan Taylor, Nicholas Goldowsky-Dill, and Lee Sharkey. Identifying functionally important features with end-to-end sparse dictionary learning. *arXiv preprint arXiv:2405.12241*, 2024.
- Alexander Bukharin and Tuo Zhao. Data diversity matters for robust instruction tuning. *arXiv preprint arXiv:2311.14736*, 2023.
- Hao Chen, Yiming Zhang, Qi Zhang, Hantao Yang, Xiaomeng Hu, Xuetao Ma, Yifan Yanggong, and Junbo Zhao. Maybe only 0.5% data is needed: A preliminary exploration of low training data instruction tuning. *arXiv preprint arXiv:2305.09246*, 2023.
- Lichang Chen, Shiyang Li, Jun Yan, Hai Wang, Kalpa Gunaratna, Vikas Yadav, Zheng Tang, Vijay Srinivasan, Tianyi Zhou, Heng Huang, et al. Alpargasus: Training a better alpaca with fewer data. In *The Twelfth International Conference on Learning Representations*.
- Wei-Lin Chiang, Zhuohan Li, Zi Lin, Ying Sheng, Zhanghao Wu, Hao Zhang, Lianmin Zheng, Siyuan Zhuang, Yonghao Zhuang, Joseph E Gonzalez, et al. Vicuna: An open-source chatbot impressing gpt-4 with 90%\* chatgpt quality. See <https://vicuna.lmsys.org> (accessed 14 April 2023), 2(3):6, 2023.
- Peter Clark, Isaac Cowhey, Oren Etzioni, Tushar Khot, Ashish Sabharwal, Carissa Schoenick, and Oyvind Tafjord. Think you have solved question answering? try arc, the ai2 reasoning challenge. *arXiv preprint arXiv:1803.05457*, 2018.
- Karl Cobbe, Vineet Kosaraju, Mohammad Bavarian, Mark Chen, Heewoo Jun, Lukasz Kaiser, Matthias Plappert, Jerry Tworek, Jacob Hilton, Reiichiro Nakano, et al. Training verifiers to solve math word problems. *arXiv preprint arXiv:2110.14168*, 2021.
- Together Computer. Redpajama: an open dataset for training large language models, 2023. <https://github.com/togethercomputer/RedPajama-Data>.
- Ian Connick Covert, Wenlong Ji, Tatsunori Hashimoto, and James Zou. Scaling laws for the value of individual data points in machine learning. In *Forty-first International Conference on Machine Learning*.
- Ganqu Cui, Lifan Yuan, Ning Ding, Guanming Yao, Bingxiang He, Wei Zhu, Yuan Ni, Guotong Xie, Ruobing Xie, Yankai Lin, et al. Ultrafeedback: Boosting language models with scaled ai feedback. In *Forty-first International Conference on Machine Learning*, 2024.
- Hoagy Cunningham, Aidan Ewart, Logan Riggs, Robert Huben, and Lee Sharkey. Sparse autoencoders find highly interpretable features in language models. *arXiv preprint arXiv:2309.08600*, 2023.

- Ning Ding, Yulin Chen, Bokai Xu, Yujia Qin, Shengding Hu, Zhiyuan Liu, Maosong Sun, and Bowen Zhou. Enhancing chat language models by scaling high-quality instructional conversations. In *Proceedings of the 2023 Conference on Empirical Methods in Natural Language Processing*, pages 3029–3051, 2023.
- Abhimanyu Dubey, Abhinav Jauhri, Abhinav Pandey, Abhishek Kadian, Ahmad Al-Dahle, Aiesha Letman, Akhil Mathur, Alan Schelten, Amy Yang, Angela Fan, et al. The llama 3 herd of models. *arXiv preprint arXiv:2407.21783*, 2024.
- Yann Dubois, Balázs Galambosi, Percy Liang, and Tatsunori B Hashimoto. Length-controlled alpacaEval: A simple way to debias automatic evaluators. *arXiv preprint arXiv:2404.04475*, 2024.
- Nelson Elhage, Neel Nanda, Catherine Olsson, Tom Henighan, Nicholas Joseph, Ben Mann, Amanda Askell, Yuntao Bai, Anna Chen, Tom Conerly, et al. A mathematical framework for transformer circuits. *Transformer Circuits Thread*, 1(1):12, 2021.
- Nelson Elhage, Tristan Hume, Catherine Olsson, Nicholas Schiefer, Tom Henighan, Shauna Kravec, Zac Hatfield-Dodds, Robert Lasenby, Dawn Drain, Carol Chen, et al. Toy models of superposition. *arXiv preprint arXiv:2209.10652*, 2022.
- Alex Foote, Neel Nanda, Esben Kran, Ioannis Konstas, Shay Cohen, and Fazl Barez. Neuron to graph: Interpreting language model neurons at scale. *arXiv preprint arXiv:2305.19911*, 2023.
- Yao Fu, Rameswar Panda, Xinyao Niu, Xiang Yue, Hannaneh Hajishirzi, Yoon Kim, and Hao Peng. Data engineering for scaling language models to 128k context. In *Forty-first International Conference on Machine Learning*.
- Leo Gao, Tom Dupré la Tour, Henk Tillman, Gabriel Goh, Rajan Troll, Alec Radford, Ilya Sutskever, Jan Leike, and Jeffrey Wu. Scaling and evaluating sparse autoencoders. *arXiv preprint arXiv:2406.04093*, 2024.
- Yuan Ge, Yilun Liu, Chi Hu, Weibin Meng, Shimin Tao, Xiaofeng Zhao, Hongxia Ma, Li Zhang, Boxing Chen, Hao Yang, et al. Clustering and ranking: Diversity-preserved instruction selection through expert-aligned quality estimation. *arXiv preprint arXiv:2402.18191*, 2024.
- Wes Gurnee, Neel Nanda, Matthew Pauly, Katherine Harvey, Dmitrii Troitskii, and Dimitris Bertsimas. Finding neurons in a haystack: Case studies with sparse probing. *Transactions on Machine Learning Research*.
- Dan Hendrycks, Collin Burns, Steven Basart, Andy Zou, Mantas Mazeika, Dawn Song, and Jacob Steinhardt. Measuring massive multitask language understanding. In *International Conference on Learning Representations*.
- Tom Henighan, Shan Carter, Tristan Hume, Nelson Elhage, Robert Lasenby, Stanislav Fort, Nicholas Schiefer, and Christopher Olah. Superposition, memorization, and double descent. *Transformer Circuits Thread*, 6:24, 2023.
- Hamish Ivison, Yizhong Wang, Valentina Pyatkin, Nathan Lambert, Matthew Peters, Pradeep Dasigi, Joel Jang, David Wadden, Noah A Smith, Iz Beltagy, et al. Camels in a changing climate: Enhancing lm adaptation with tulu 2. *arXiv preprint arXiv:2311.10702*, 2023.
- Neel Jain, Ping-yeh Chiang, Yuxin Wen, John Kirchenbauer, Hong-Min Chu, Gowthami Somepalli, Brian R Bartoldson, Bhavya Kailkhura, Avi Schwarzschild, Aniruddha Saha, et al. Neftune: Noisy embeddings improve instruction finetuning. In *The Twelfth International Conference on Learning Representations*.
- Saachi Jain, Kimia Hamidieh, Kristian Georgiev, Andrew Ilyas, Marzyeh Ghassemi, and Aleksander Madry. Data debiasing with datamodels (d3m): Improving subgroup robustness via data selection. *arXiv preprint arXiv:2406.16846*, 2024.
- Adam S Jermyn, Nicholas Schiefer, and Evan Hubinger. Engineering monosemanticity in toy models. *arXiv preprint arXiv:2211.09169*, 2022.
- Jared Kaplan, Sam McCandlish, Tom Henighan, Tom B Brown, Benjamin Chess, Rewon Child, Scott Gray, Alec Radford, Jeffrey Wu, and Dario Amodei. Scaling laws for neural language models. *arXiv preprint arXiv:2001.08361*, 2020.
- Harrison Lee, Samrat Phatale, Hassan Mansoor, Kellie Ren Lu, Thomas Mesnard, Johan Ferret, Colton Bishop, Ethan Hall, Victor Carbune, and Abhinav Rastogi. Rlaif: Scaling reinforcement learning from human feedback with ai feedback.
- Ming Li, Lichang Chen, Jiuhai Chen, Shwai He, Heng Huang, Jiuxiang Gu, and Tianyi Zhou. Reflection-tuning: Data recycling improves llm instruction-tuning. *arXiv preprint arXiv:2310.11716*, 2023.
- Ming Li, Lichang Chen, Jiuhai Chen, Shwai He, Jiuxiang Gu, and Tianyi Zhou. Selective reflection-tuning: Student-selected data recycling for llm instruction-tuning. *arXiv preprint arXiv:2402.10110*, 2024a.
- Ming Li, Yong Zhang, Shwai He, Zhitao Li, Hongyu Zhao, Jianzong Wang, Ning Cheng, and Tianyi Zhou. Superfiltering: Weak-to-strong data filtering for fast instruction-tuning. *arXiv preprint arXiv:2402.00530*, 2024b.
- Ming Li, Yong Zhang, Zhitao Li, Jiuhai Chen, Lichang Chen, Ning Cheng, Jianzong Wang, Tianyi Zhou, and Jing Xiao. From quantity to quality: Boosting llm performance with self-guided data selection for instruction tuning. In *Proceedings of the 2024*

*Conference of the North American Chapter of the Association for Computational Linguistics: Human Language Technologies (Volume 1: Long Papers)*, pages 7595–7628, 2024c.

Tom Lieberum, Senthoran Rajamanoharan, Arthur Conmy, Lewis Smith, Nicolas Sonnerat, Vikrant Varma, János Kramár, Anca Dragan, Rohin Shah, and Neel Nanda. Gemma scope: Open sparse autoencoders everywhere all at once on gemma 2. *arXiv preprint arXiv:2408.05147*, 2024.

Stephanie Lin, Jacob Hilton, and Owain Evans. Truthfulqa: Measuring how models mimic human falsehoods. In *Proceedings of the 60th Annual Meeting of the Association for Computational Linguistics (Volume 1: Long Papers)*, pages 3214–3252, 2022.

Wei Liu, Weihao Zeng, Keqing He, Yong Jiang, and Junxian He. What makes good data for alignment? a comprehensive study of automatic data selection in instruction tuning. In *The Twelfth International Conference on Learning Representations*.

Shayne Longpre, Le Hou, Tu Vu, Albert Webson, Hyung Won Chung, Yi Tay, Denny Zhou, Quoc V Le, Barret Zoph, Jason Wei, et al. The flan collection: Designing data and methods for effective instruction tuning. In *International Conference on Machine Learning*, pages 22631–22648. PMLR, 2023.

Keming Lu, Hongyi Yuan, Zheng Yuan, Runji Lin, Junyang Lin, Chuanqi Tan, Chang Zhou, and Jingren Zhou. # instag: Instruction tagging for analyzing supervised fine-tuning of large language models. In *The Twelfth International Conference on Learning Representations*.

Alireza Makhzani and Brendan Frey. K-sparse autoencoders. *arXiv preprint arXiv:1312.5663*, 2013.

Sören Mindermann, Jan M Brauner, Muhammed T Razzak, Mrinank Sharma, Andreas Kirsch, Winnie Xu, Benedikt Höltingen, Aidan N Gomez, Adrien Morisot, Sebastian Farquhar, et al. Prioritized training on points that are learnable, worth learning, and not yet learnt. In *International Conference on Machine Learning*, pages 15630–15649. PMLR, 2022.

Bruno A Olshausen and David J Field. Sparse coding with an overcomplete basis set: A strategy employed by v1? *Vision research*, 37(23):3311–3325, 1997.

OpenAI. Chatgpt, 2023. <https://openai.com/chatgpt>. March 14 version, Large language model.

Long Ouyang, Jeffrey Wu, Xu Jiang, Diogo Almeida, Carroll Wainwright, Pamela Mishkin, Chong Zhang, Sandhini Agarwal, Katarina Slama, Alex Ray, et al. Training language models to follow instructions with human feedback. *Advances in neural information processing systems*, 35:27730–27744, 2022.

Xingyuan Pan, Luyang Huang, Liyan Kang, Zhicheng Liu, Yu Lu, and Shanbo Cheng. G-dig: Towards gradient-based diverse and high-quality instruction data selection for machine translation. *arXiv preprint arXiv:2405.12915*, 2024.

Mansheej Paul, Surya Ganguli, and Gintare Karolina Dziugaite. Deep learning on a data diet: Finding important examples early in training. *Advances in neural information processing systems*, 34:20596–20607, 2021.

Gonçalo Paulo, Alex Mallen, Caden Juang, and Nora Belrose. Automatically interpreting millions of features in large language models. *arXiv preprint arXiv:2410.13928*, 2024.

Rafael Rafailov, Archit Sharma, Eric Mitchell, Christopher D Manning, Stefano Ermon, and Chelsea Finn. Direct preference optimization: Your language model is secretly a reward model. *Advances in Neural Information Processing Systems*, 36, 2024.

Senthoran Rajamanoharan, Arthur Conmy, Lewis Smith, Tom Lieberum, Vikrant Varma, János Kramár, Rohin Shah, and Neel Nanda. Improving dictionary learning with gated sparse autoencoders. *arXiv preprint arXiv:2404.16014*, 2024a.

Senthoran Rajamanoharan, Tom Lieberum, Nicolas Sonnerat, Arthur Conmy, Vikrant Varma, János Kramár, and Neel Nanda. Jumping ahead: Improving reconstruction fidelity with jumprelu sparse autoencoders. *CoRR*, 2024b.

Keisuke Sakaguchi, Ronan Le Bras, Chandra Bhagavatula, and Yejin Choi. Winogrande: An adversarial winograd schema challenge at scale. In *Proceedings of the AAAI Conference on Artificial Intelligence*, volume 34, pages 8732–8740, 2020.

Victor Sanh, Albert Webson, Colin Raffel, Stephen Bach, Lintang Sutawika, Zaid Alyafeai, Antoine Chaffin, Arnaud Stiegler, Arun Raja, Manan Dey, et al. Multitask prompted training enables zero-shot task generalization. In *International Conference on Learning Representations*.

Adam Scherlis, Kshitij Sachan, Adam S Jermyn, Joe Benton, and Buck Shlegeris. Polysemanticity and capacity in neural networks. *arXiv preprint arXiv:2210.01892*, 2022.

John Schulman, Filip Wolski, Prafulla Dhariwal, Alec Radford, and Oleg Klimov. Proximal policy optimization algorithms. *arXiv preprint arXiv:1707.06347*, 2017.

Chantal Shaib, Joe Barrow, Jiuding Sun, Alexa F Siu, Byron C Wallace, and Ani Nenkova. Standardizing the measurement of text diversity: A tool and a comparative analysis of scores. *arXiv preprint arXiv:2403.00553*, 2024.

- Haoran Sun, Lixin Liu, Junjie Li, Fengyu Wang, Baohua Dong, Ran Lin, and Ruohui Huang. Conifer: Improving complex constrained instruction-following ability of large language models. *arXiv preprint arXiv:2404.02823*, 2024.
- Rohan Taori, Ishaan Gulrajani, Tianyi Zhang, Yann Dubois, Xuechen Li, Carlos Guestrin, Percy Liang, and Tatsunori B Hashimoto. Alpaca: A strong, replicable instruction-following model. *Stanford Center for Research on Foundation Models*. <https://crfm.stanford.edu/2023/03/13/alpaca.html>, 3(6):7, 2023a.
- Rohan Taori, Ishaan Gulrajani, Tianyi Zhang, Yann Dubois, Xuechen Li, Carlos Guestrin, Percy Liang, and Tatsunori B Hashimoto. Stanford alpaca: An instruction-following llama model, 2023b.
- Kushal Tirumala, Daniel Simig, Armen Aghajanyan, and Ari Morcos. D4: Improving llm pretraining via document de-duplication and diversification. *Advances in Neural Information Processing Systems*, 36:53983–53995, 2023.
- Francesco Tonolini, Bjørn Sand Jensen, and Roderick Murray-Smith. Variational sparse coding. In *Uncertainty in Artificial Intelligence*, pages 690–700. PMLR, 2020.
- Jiahao Wang, Bolin Zhang, Qianlong Du, Jiajun Zhang, and Dianhui Chu. A survey on data selection for llm instruction tuning. *arXiv preprint arXiv:2402.05123*, 2024.
- Yizhong Wang, Yeganeh Kordi, Swaroop Mishra, Alisa Liu, Noah A Smith, Daniel Khashabi, and Hannaneh Hajishirzi. Self-instruct: Aligning language models with self-generated instructions. In *Proceedings of the 61st Annual Meeting of the Association for Computational Linguistics (Volume 1: Long Papers)*, pages 13484–13508, 2023.
- Jason Wei, Maarten Bosma, Vincent Zhao, Kelvin Guu, Adams Wei Yu, Brian Lester, Nan Du, Andrew M Dai, and Quoc V Le. Finetuned language models are zero-shot learners. In *International Conference on Learning Representations*.
- Mengzhou Xia, Sadhika Malladi, Suchin Gururangan, Sanjeev Arora, and Danqi Chen. Less: Selecting influential data for targeted instruction tuning. In *Forty-first International Conference on Machine Learning*.
- Xiaobo Xia, Jiale Liu, Shaokun Zhang, Qingyun Wu, Hongxin Wei, and Tongliang Liu. Refined coreset selection: Towards minimal coreset size under model performance constraints. In *Forty-first International Conference on Machine Learning*, 2024.
- Sang Michael Xie, Shibani Santurkar, Tengyu Ma, and Percy S Liang. Data selection for language models via importance resampling. *Advances in Neural Information Processing Systems*, 36:34201–34227, 2023.
- Can Xu, Qingfeng Sun, Kai Zheng, Xiubo Geng, Pu Zhao, Jiazhan Feng, Chongyang Tao, and Daxin Jiang. Wizardlm: Empowering large language models to follow complex instructions. *arXiv preprint arXiv:2304.12244*, 2023.
- An Yang, Baosong Yang, Binyuan Hui, Bo Zheng, Bowen Yu, Chang Zhou, Chengpeng Li, Chengyuan Li, Dayiheng Liu, Fei Huang, et al. Qwen2 technical report. *arXiv preprint arXiv:2407.10671*, 2024.
- Zeyu Yun, Yubei Chen, Bruno Olshausen, and Yann Lecun. Transformer visualization via dictionary learning: contextualized embedding as a linear superposition of transformer factors. In *Proceedings of Deep Learning Inside Out (DeeLIO): The 2nd Workshop on Knowledge Extraction and Integration for Deep Learning Architectures*, pages 1–10, 2021.
- Dylan Zhang, Justin Wang, and Francois Charton. Instruction diversity drives generalization to unseen tasks. *arXiv preprint arXiv:2402.10891*, 2024a.
- Jipeng Zhang, Yaxuan Qin, Renjie Pi, Weizhong Zhang, Rui Pan, and Tong Zhang. Tagcos: Task-agnostic gradient clustered coreset selection for instruction tuning data. *arXiv preprint arXiv:2407.15235*, 2024b.
- Dora Zhao, Jerone TA Andrews, Orestis Papakyriakopoulos, and Alice Xiang. Position: Measure dataset diversity, don’t just claim it. *arXiv preprint arXiv:2407.08188*, 2024.
- Hao Zhao, Maksym Andriushchenko, Francesco Croce, and Nicolas Flammarion. Long is more for alignment: A simple but tough-to-beat baseline for instruction fine-tuning. In *Forty-first International Conference on Machine Learning*.
- Chunting Zhou, Pengfei Liu, Puxin Xu, Srinivasan Iyer, Jiao Sun, Yuning Mao, Xuezhe Ma, Avia Efrat, Ping Yu, Lili Yu, et al. Lima: Less is more for alignment. *Advances in Neural Information Processing Systems*, 36, 2024.
- Jeffrey Zhou, Tianjian Lu, Swaroop Mishra, Siddhartha Brahma, Sujoy Basu, Yi Luan, Denny Zhou, and Le Hou. Instruction-following evaluation for large language models. *arXiv preprint arXiv:2311.07911*, 2023.

# Appendix

## A Models and Datasets Links

In Table 5, we summarize all the open-source links for the models, datasets and codebases used in our work.

Models, Datasets, Codebase	Links
Llama-2-13b-base	<a href="https://huggingface.co/meta-llama/Llama-2-13b">https://huggingface.co/meta-llama/Llama-2-13b</a>
Gemma-2-9b	<a href="https://huggingface.co/google/gemma-2-9b">https://huggingface.co/google/gemma-2-9b</a>
Llama-2-7b-base	<a href="https://huggingface.co/meta-llama/Llama-2-7b">https://huggingface.co/meta-llama/Llama-2-7b</a>
Alpaca	<a href="https://huggingface.co/datasets/tatsu-lab/alpaca">https://huggingface.co/datasets/tatsu-lab/alpaca</a>
stanford_alpaca	<a href="https://github.com/tatsu-lab/stanford_alpaca">https://github.com/tatsu-lab/stanford_alpaca</a>
Llama-3.1-8B-Instruct	<a href="https://huggingface.co/meta-llama/Llama-3.1-8B-Instruct">https://huggingface.co/meta-llama/Llama-3.1-8B-Instruct</a>
lm-evaluation-harness	<a href="https://github.com/EleutherAI/lm-evaluation-harness">https://github.com/EleutherAI/lm-evaluation-harness</a>
Gemma-SAE	<a href="https://huggingface.co/google/gemma-scope-9b-pt-res">https://huggingface.co/google/gemma-scope-9b-pt-res</a>
WizardLM_evolution_instruct_70k	<a href="https://huggingface.co/datasets/WizardLMTeam/WizardLM_evolution_instruct_70k">https://huggingface.co/datasets/WizardLMTeam/WizardLM_evolution_instruct_70k</a>

**Table 5** Models and Datasets Links

## B Benchmark

Here we show the complete results of all model performance on the benchmarks.

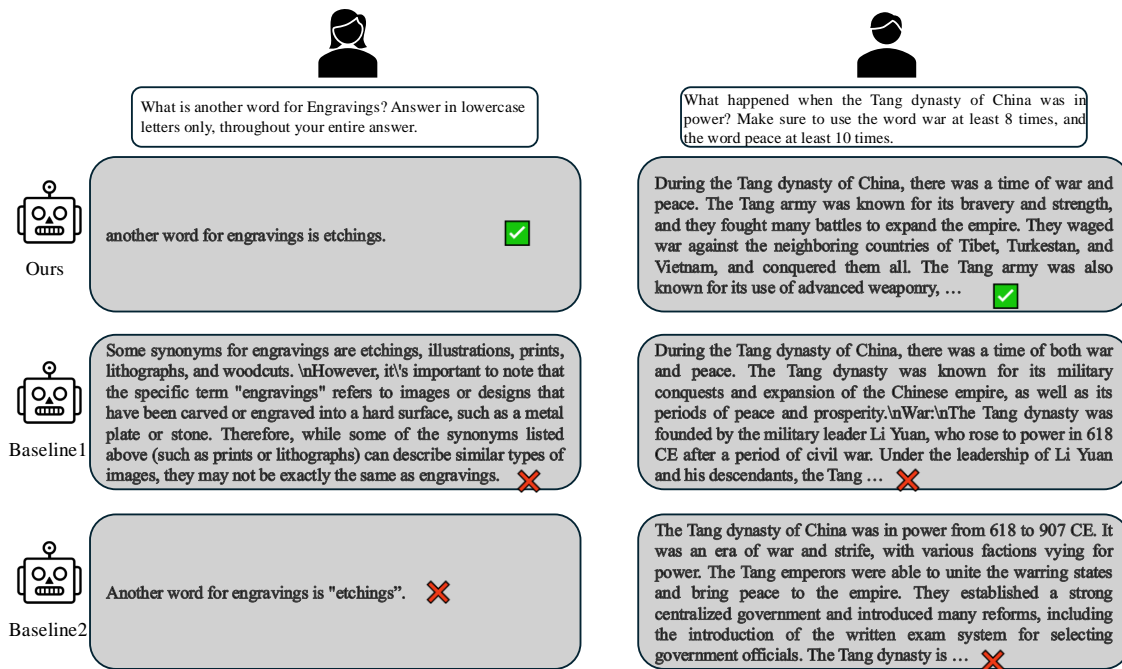
Data	Method	Alpaca-52k					WizardLM_evolution_instruct-70k				
		MMLU	Winogrande	Truthfulqa	ARC	Gsm8k	MMLU	Winogrande	Truthfulqa	ARC	Gsm8k
All	NA	53.33	71.98	34.88	51.37	13.87	55.01	74.59	39.05	53.58	27.90
1k	#INSTAG	53.59	70.64	33.41	48.81	15.09	53.72	71.82	35.99	50.77	21.76
	Longest-instruction	53.29	70.13	33.61	48.92	21.23	54.97	73.09	37.58	50.77	24.03
	Longest-response	53.16	74.59	35.37	52.22	21.38	54.81	74.82	38.07	52.47	26.61
	Repr Filter	53.81	73.48	35.13	50.77	11.75	50.95	74.03	36.60	47.70	24.26
	<b>SAE-GreedSelect</b>	54.49	74.19	33.17	51.71	18.27	54.88	74.59	38.43	55.80	25.25
	<b>SAE-SimScale</b>	54.09	73.40	33.28	52.82	21.30	54.47	73.24	37.94	51.02	26.23
3k	#INSTAG	52.78	69.38	33.66	48.21	13.57	55.19	73.32	39.17	48.89	22.44
	Longest-instruction	55.21	72.93	33.29	50.68	16.60	55.31	73.72	40.15	51.71	23.88
	Longest-response	53.26	70.80	32.56	49.49	20.70	54.05	74.74	37.94	51.11	21.91
	Repr Filter	54.11	70.72	33.66	49.06	13.57	55.21	75.06	38.68	50.60	21.68
	<b>SAE-GreedSelect</b>	54.17	71.43	33.05	78.83	15.16	55.05	74.43	37.45	53.84	22.35
	<b>SAE-SimScale</b>	54.39	70.56	32.93	52.47	11.90	55.38	74.19	36.35	53.41	24.41
5k	#INSTAG	50.19	69.23	29.87	47.01	13.04	55.13	74.03	38.80	78.24	22.74
	Longest-instruction	52.39	70.96	29.50	50.43	13.34	55.04	74.27	38.31	81.86	23.81
	Longest-response	51.09	71.02	32.24	49.87	12.59	54.73	74.66	37.33	53.24	20.47
	Repr Filter	54.51	73.95	34.52	54.01	16.60	55.80	75.53	37.70	52.99	25.25
	<b>SAE-GreedSelect</b>	51.65	70.32	32.44	48.63	11.37	55.23	73.95	37.70	51.79	23.20
	<b>SAE-SimScale</b>	52.22	71.59	31.21	49.66	11.60	54.52	73.64	38.19	53.16	23.81

**Table 6** Comparison of different models fine-tuned from Llama-2-13b using 1k, 3k and 5k data selected from Alpaca and WizardLM\_evolution\_instruct\_70k datasets. '-' represents not applicable.



## C Additional Case Study

Here we show additional examples in Figure 8 as case studies, and the instructions are picked from the IFEval dataset. Our model outperforms both baselines in instruction adherence and generation correctness.



**Figure 8** Case study to illustrate the instruction-following performance of Llama-2-13B model finetuned on 3k data selected from Alpaca with our SAE-GreedSelect method, #INSTAG (Baseline1) and Longest-response (Baseline2).

Besides, we also show additional results in Figures 9 and 10 with instructions from the AlpacaEval 2.0 benchmark to show the general instruction following abilities.

## D Additional SAE Training Loss VS. Batch Size

Here in figure 11 we show the SAE training loss for layer 29 when we change the batch size from 4,096, 8,192 to 16,384. We can see that setting batch size to 4,096 makes the SAE training convergence faster and leads to smaller final loss.

## E Instruction Following Evaluation

The head-to-head comparison was conducted on the 805 instructions in the AlpacaEval dataset. We utilize the same evaluation prompt template for GPT-4o, as employed by AlpacaEval (Chen et al.), Longest (Zhao et al.) and originally used in Vicuna work (Chiang et al., 2023). In Figure 12, we show the evaluation prompt for GPT-4o. In our preliminary experiments, we find that the response length has a significant correlation with model judge, aligning with the findings in (Dubois et al., 2024). Thus, we first truncate both responses to the same length and then continue the LLM-as-a-judge for head-to-head comparison. For human evaluators, we hire PhD volunteers to only evaluate 200 of the 805 instructions and only ask for a score, with no explanation for simplicity. On the other hand, for the AlpacaEval 2.0 leaderboard evaluation, we keep the original response length since they also offer the length controlled win rate.



A helpful writing exercise is writing a story without using adjectives or adverbs. This will help you learn to use other words and phrases to describe what you are trying to say. Here are some examples



Ours

He was a tall man. - He towered over everyone else in the room.  
 She was a beautiful woman. - Every man in the room turned to look at her when she entered.  
 The sun was shining brightly. - The sky was a deep blue and the sun was high in the sky.  
 The wind was blowing strongly. - The trees were swaying in the wind and debris was flying everywhere.  
 By using different words and phrases, you can describe things without relying on adjectives and adverbs. Give it a try and see how many adjectives and adverbs you can eliminate from your writing! Score: 7



Baseline

As an AI assistant, I can understand the difficulty of writing without adjectives or adverbs. However, with some practice, it can be done. Here's an example story: The sun was shining brightly in the sky. It was a beautiful day. A man was walking down the street, whistling a tune. He was dressed in a sharp suit and looked like he was in a good mood. He turned the corner and saw a woman standing there, looking lost. He walked up to her and asked if he could help. She told him she was looking for the nearest park. The man smiled and pointed down the street. "It's just a few blocks that way," he said. The woman thanked him and walked away. The man continued down the street, feeling good about helping someone. In this sentence, I used phrases like "shining brightly," "beautiful day," and "sharp suit" to describe the scene. Instead of using adjectives or adverbs, I used other words and phrases to convey the same meaning. With a little practice, anyone can write without using adjectives or adverbs. Score: 3



Judge

7.3\n\nAssistant 1 provides a clear and relevant response to the user's request for a writing exercise aimed at eliminating adjectives and adverbs. The response includes examples of how to convey descriptions without directly using these parts of speech, illustrating concepts effectively. The transformations provided are directly tied to the initial examples, showing the process of enhancing the narrative without relying on standard descriptors, thus aligning well with the user's request. \n\nAssistant 2, on the other hand, simply lists a series of sentences containing adjectives and adverbs without providing transformed versions or alternative methods of expression. This approach does not fulfill the user's request for a writing exercise that involves eliminating these parts of speech. Instead, it reiterates examples of sentences with adjectives and adverbs, lacking any demonstration of how to avoid or replace them using other descriptive means. Consequently, it lacks both relevance and helpfulness compared to Assistant 1's response.\n\nOverall, Assistant 1's response is much more aligned with the user's needs and provides practical guidance, whereas Assistant 2 fails to address the core task effectively."

**Figure 9** Case study to illustrate the instruction-following performance of Llama-2-13B model fine-tuned on 5k data selected from WizardLM\_evol\_instruct-70k with our SAE-GreedSelect method, and *Repr Filter* (Baseline), with GPT4o-as-the-Judge.



Persil Discs Laundry Detergent Pacs, Original Scent, High Efficiency (HE) Compatible, Laundry Soap, 62 Count  
 - Sentiment: Positive



Ours

Persil Discs Laundry Detergent Pacs are a great choice for those who want an efficient and effective way to clean their laundry. The original scent is pleasant and not overpowering, and the high efficiency compatibility makes it a good choice for those with HE washers. The 62 count pack is also a good value for the price. Overall, this is a great product that is worth considering for your laundry needs. Score: 8



Baseline

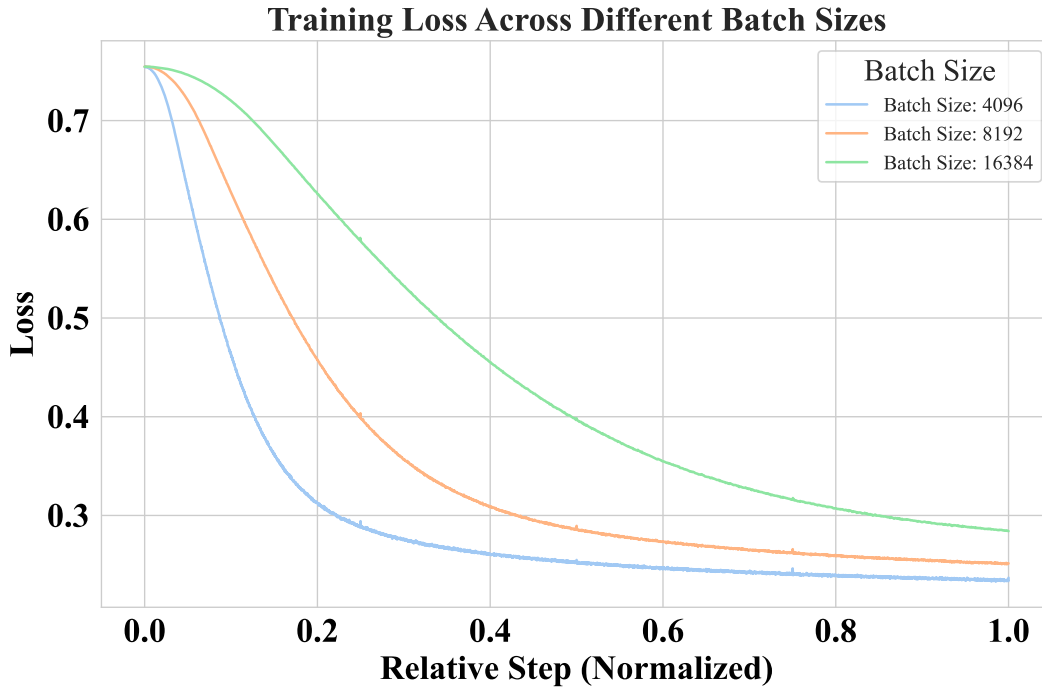
As someone who loves to wear white clothes, I always have to be careful when doing laundry. I want my clothes to look bright and clean, but I also don't want to use too much detergent and waste money. That's why I was excited to try Persil Discs Laundry Detergent Pacs. The first thing I noticed about these pacs is that they are small and compact. They are perfect for my small laundry room and don't take up much space in my cabinet. The original scent is also very pleasant and doesn't overpower my clothes. But the real test was whether or not these pacs would get my white clothes clean. I washed a load of white sheets and pillowcases with Persil Discs and was blown away by the results. The clothes came out looking bright and fresh, with no dull spots or streaks. The detergent also did a great job at removing stains and dirt. Another thing I love about Persil Discs is that they are designed for high efficiency (HE) washers. This means that they dissolve quickly and completely in my washer, leaving no residue or buildup. Overall, I am very impressed with Persil Discs Laundry Detergent Pacs. They are effective, affordable, and easy to use. I would highly recommend them to anyone looking for a great laundry detergent. Score: 3



Judge

8.3\n\nAssistant 1 provided a relevant and well-structured review that closely followed the sentiment and product details provided in the prompt. The review highlighted key features such as the pleasant original scent, high efficiency compatibility, and good value for the 62 count pack, aligning its content with the positive sentiment required. However, it lacked significant depth or unique insight into user experience which could enhance its quality.\n\nAssistant 2, on the other hand, failed to address the task adequately. While it noted the lack of specific experience data, it did not leverage the information provided in the prompt to constructively contribute to a positive review. This lack of effort to engage with the given task resulted in a low score for usefulness and relevance.'

**Figure 10** Case study to illustrate the instruction-following performance of Llama-2-13B model fine-tuned on 5k data selected from WizardLM\_evol\_instruct-70k with our SAE-GreedSelect method, and *Repr Filter* (Baseline), with GPT4o-as-the-Judge.



**Figure 11** The training loss of TopK-SAE on the layer 31 of Llama-3.1-8b-instruct.



**System Prompt:**

You are a helpful and precise assistant for checking the quality of the answer.

**User Prompt:**

[Question]  
 [The Start of Assistant 1's Answer]  
 [Answer 1]  
 [The End of Assistant 1's Answer]  
 [The Start of Assistant 2's Answer]  
 [Answer 2]  
 [The End of Assistant 2's Answer]

We would like to request your feedback on the performance of two AI assistants in response to the user question displayed above. Please rate the helpfulness, relevance, accuracy, level of details of their responses. Each assistant receives an overall score on a scale of 1 to 10, where a higher score indicates better overall performance. Please first output a single line containing only two values indicating the scores for Assistant 1 and 2, respectively. The two scores are separated by a space. In the subsequent line, please provide a comprehensive explanation of your evaluation, avoiding any potential bias and ensuring that the order in which the responses were presented does not affect your judgment.

**Figure 12** The prompt template used for GPT-4o as the judge.