

The Computational Advantage of Depth: Learning High-Dimensional Hierarchical Functions with Gradient Descent

Yatin Dandi^{1,2}, Luca Pesce¹, Lenka Zdeborová², and Florent Krzakala¹

¹Ecole Polytechnique Fédérale de Lausanne, Information, Learning and Physics Laboratory. CH-1015 Lausanne, Switzerland.

²Ecole Polytechnique Fédérale de Lausanne, Statistical Physics of Computation Laboratory. CH-1015 Lausanne, Switzerland.

Abstract

Understanding the advantages of deep neural networks trained by gradient descent (GD) compared to shallow models remains an open theoretical challenge. While the study of multi-index models with Gaussian data in high dimensions has provided analytical insights into the benefits of GD-trained neural networks over kernels, the role of depth in improving sample complexity and generalization in GD-trained networks remains poorly understood. In this paper, we introduce a class of target functions (single and multi-index Gaussian hierarchical targets) that incorporate a hierarchy of latent subspace dimensionalities. This framework enables us to analytically study the learning dynamics and generalization performance of deep networks compared to shallow ones in the high-dimensional limit. Specifically, our main theorem shows that feature learning with GD reduces the effective dimensionality, transforming a high-dimensional problem into a sequence of lower-dimensional ones. This enables learning the target function with drastically less samples than with shallow networks. While the results are proven in a controlled training setting, we also discuss more common training procedures and argue that they learn through the same mechanisms. These findings open the way to further quantitative studies of the crucial role of depth in learning hierarchical structures with deep networks.

1 Introduction

Understanding the computational benefits of deep neural networks over their shallow counterparts is a central question in modern machine learning theory [Sejnowski, 2020, Zhang et al., 2021]. While shallow models can approximate any complex functions Cybenko [1989], deep networks almost universally exhibit remarkable advantages in practice [LeCun et al., 2015, Adlam et al., 2023]. While there has been much progress in approximation theory on the advantage of depth (see e.g. Mhaskar and Poggio [2016], Telgarsky [2016], Mhaskar et al. [2017], Poggio et al. [2017] and reference therein), the dynamics of learning with gradient descent is a more complex question. A fundamental open problem is thus:

Can one quantify the computational advantage of deep models trained with gradient-based methods with respect to shallow models in some analyzable setting?

One line of work on GD-based methods in deep networks leading to interesting results is in the setting of deep *linear* network —see e.g. Saxe et al. [2013], Ji and Telgarsky [2018], Arora et al. [2018], Lee et al. [2019], Ghorbani et al. [2021]. While deep linear networks offer valuable insights into nonlinear learning dynamics, their simplicity renders them insufficient to capture the complexity of hierarchical feature learning.

Another popular line of research is to study the dynamics of gradient-based methods learning multi-index functions with shallow models [Ben Arous et al., 2021, Ba et al., 2020, Ghorbani et al., 2020, Bietti et al., 2022, Abbe et al., 2023, Troiani et al., 2024]. Multi-index functions provide a rich class of targets, but their efficient learnability by shallow two-layer networks [Arnaboldi et al., 2024, Lee et al., 2024] undermines their utility as benchmarks for understanding the computational advantages of depth. This motivates the following consideration:

What is the natural model of targets to consider for understanding the emergent computational advantage of depth when training with gradient-based methods?

The present paper addresses both these questions. To answer the latter, we introduce a class of target functions designed to probe the hierarchical structure and computational potential of deep networks. These *Multi-Index Gaussian-Hierarchical Target* (MIGHT) functions encapsulate a hierarchy of latent subspaces with varying dimensionalities. We then proceed to answer the former interrogative by analyzing the learning dynamics of multi-layer neural networks on such targets, providing a characterization of the computational advantages afforded by depth. We show how depth enables a hierarchical decomposition of tasks, reducing the effective dimensionality at each layer, and leading to a quantifiable improvement in sample complexity over shallow models.

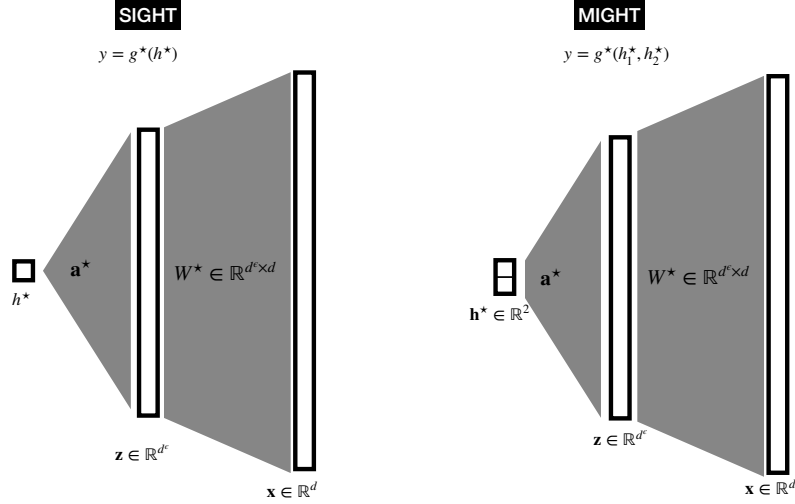


Figure 1: SIGHT and MIGHT targets: Illustration of Single and Multi Index Gaussian Hierarchical Targets, i.e., SIGHT in eq. (2) and MIGHT in eq. (4). **Left: A SIGHT function.** Here we first go from $\mathbf{x} \in \mathbb{R}^d$ to $\mathbf{z} \in \mathbb{R}^{d^\epsilon}$. After applying the polynomial transformation pointwise (not shown), this is projected to create a scalar $h^* \in \mathbb{R}$. One can then output the label $y = g^*(h^*)$. **Right: A MIGHT function.** Again, we go from $\mathbf{x} \in \mathbb{R}^d$ to $\mathbf{z} \in \mathbb{R}^{d^\epsilon}$. After applying the polynomial transformation pointwise, we finally project on two values $h_{4,1}^*$ and $h_{4,2}^*$, from which we create y as a two-index function $y = g^*(h_{4,1}^*, h_{4,2}^*)$.

2 Hierarchical Targets and Main Results

2.1 Single-Index Gaussian Hierarchical Targets

Our simpler setting, where the task—using Gaussian i.i.d. data $\{\mathbf{x}_\mu\}_{\mu=1}^n \in \mathbb{R}^{n \times d}$ —to learn the following Single-Index Gaussian Hierarchical Target (SIGHT) function class that we write in three equivalent forms as:

$$f^*(\mathbf{x}) = g^* \left(\frac{\mathbf{a}^{*\top} P_k(W^*\mathbf{x})}{\sqrt{d^{\epsilon_1}}} \right), \quad \mathbf{x} \in \mathbb{R}^d, \quad (1)$$

$$= g^* \left(\frac{\mathbf{a}^{*\top} P_k(\mathbf{z}^*)}{\sqrt{d^{\epsilon_1}}} \right), \quad \mathbf{z}^* = W^*\mathbf{x} \in \mathbb{R}^{d^{\epsilon_1}}, \quad (2)$$

$$= g^*(h^*), \quad h^* = \mathbf{a}^* \cdot P_k(\mathbf{z}^*) / \sqrt{d^{\epsilon_1}} \in \mathbb{R}. \quad (3)$$

Here P_k is a fixed polynomial applied component-wise, and d^{ϵ_1} denotes the dimensionality of the *second-layer features* (non-linear features) in the intermediate layer, which we choose to be $1 > \epsilon_1 > 0$. The *first-layer features* (linear features) are $\mathbf{z}^* = W^*\mathbf{x}$, where $W^* \in \mathbb{R}^{d^{\epsilon_1} \times d}$ has orthonormal unit vectors as rows, and $\mathbf{a}^* \in \mathbb{R}^{d^{\epsilon_1}}$ is chosen randomly from a Gaussian distribution. We refer to the variable h^* as the *index* in the name of the class. This construction, a generalization of the hidden manifold model [Goldt et al., 2020], is motivated by the compositional structure present in real-world functions and by the analysis carried over by Wang et al. [2023], Nichani et al. [2024]. The strictly decreasing dimensionality of the features across depth allows us to avoid the pitfall of the original hidden manifold model [Goldt et al., 2020] that turns out to be equivalent to a Gaussian linear target [Goldt et al., 2022a, Hu and Lu, 2022, Montanari and Saeed, 2022].

2.2 Multi-Index Gaussian Hierarchical Targets

A simple generalization of the above construction is to include many non-linear features, leading to Multi-Index Gaussian Hierarchical Targets (MIGHT) defined as:

$$f^*(\mathbf{x}) = g^*(h_1^*(\mathbf{x}), \dots, h_r^*(\mathbf{x})), \quad (4)$$

where

$$h_m^*(\mathbf{x}) = \frac{1}{\sqrt{d^{\epsilon_1}}} \mathbf{a}_m^{*\top} P_{k,m}(W_m^*\mathbf{x}), \quad m = 1, \dots, r, \quad (5)$$

with now r directions, each with their own layer weights (\mathbf{a}_m^* and W_m^*), and polynomials ($P_{k,m}$). we illustrate the functions considered in this paper graphically. We first illustrate the SIGHT (1) and MIGHT (4) in Fig. 1.

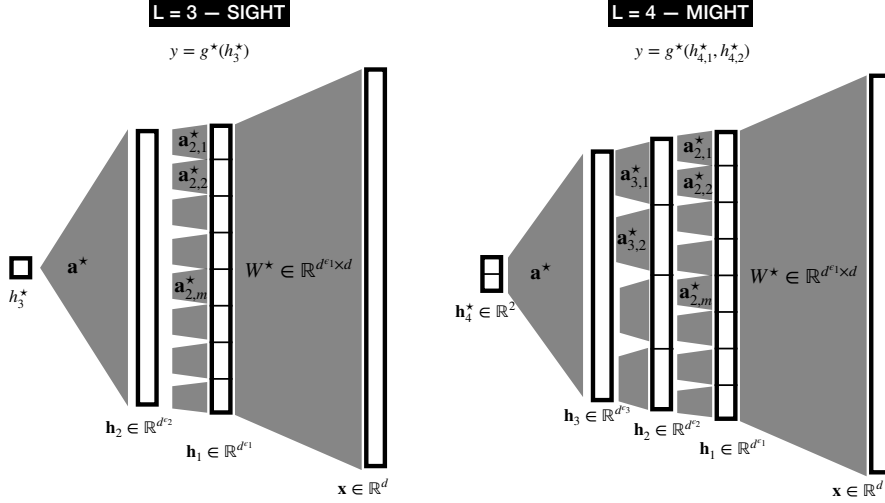


Figure 2: Deep SIGHT and MIGHT: Illustration of deep target functions. **Left: A SIGHT function with depth $L = 3$.** Here we first go from $\mathbf{x} \in \mathbb{R}^d$ to $\mathbf{h}_1 \in \mathbb{R}^{d^{\varepsilon_1}}$. After applying the polynomial transformation pointwise (not shown), we now divide \mathbf{h}_1 into d^{ε_2} blocks of sizes $d^{\varepsilon_2 - \varepsilon_1}$. Each of these blocks is projected to create one of the components of $\mathbf{h}_2 \in \mathbb{R}^{d^{\varepsilon_2}}$. After another polynomial transformation (not shown) we finally project to a single value h_3^* . We can then output the label $y = g^*(h_3^*)$. **Right: A MIGHT function with depth $L = 4$.** Again, we go from $\mathbf{x} \in \mathbb{R}^d$ to $\mathbf{h}_1 \in \mathbb{R}^{d^{\varepsilon_1}}$. After applying the polynomial transformation pointwise (not shown), we now divide \mathbf{h}_1 into d^{ε_2} blocks of sizes $d^{\varepsilon_2 - \varepsilon_1}$. Each of these blocks is projected to create one of the components of $\mathbf{h}_2 \in \mathbb{R}^{d^{\varepsilon_2}}$. We repeat this operation: we further divide \mathbf{h}_2 into d^{ε_3} blocks of sizes $d^{\varepsilon_3 - \varepsilon_2}$ and each of these blocks is projected to create one of the components of $\mathbf{h}_3 \in \mathbb{R}^{d^{\varepsilon_3}}$. After another polynomial transformation (not shown) we finally project on two values $h_{4,1}^*$ and $h_{4,2}^*$ and create y as a two-index function $y = g^*(h_{4,1}^*, h_{4,2}^*)$.

2.3 Deep Multi-Index Hierarchical Targets

Finally, we define the *deep* version of MIGHTs as

$$f^*(\mathbf{x}) = g^*(h_{L,1}^*(\mathbf{x}), \dots, h_{L,r}^*(\mathbf{x})), \quad (6)$$

with Gaussian data $\{\mathbf{x}_\mu\}_{\mu=1}^n \in \mathbb{R}^d$, and where each features $\mathbf{h}_\ell^*(\mathbf{x}) \in \mathbb{R}^{d^\ell}$ are recursively defined as:

$$h_{\ell,m}^*(\mathbf{x}) = \frac{1}{\sqrt{d^{\varepsilon_{\ell-1} - \varepsilon_\ell}}} \mathbf{a}_{\ell,m}^{*\top} P_{k,m,\ell} \left(\mathbf{h}_{\ell-1, \{1+(m-1)d^{\varepsilon_{\ell-1} - \varepsilon_\ell}, \dots, md^{\varepsilon_{\ell-1} - \varepsilon_\ell}\}}^*(\mathbf{x}) \right), \quad (7)$$

with $\ell = 1 \dots L$, $m = 1 \dots d^{\varepsilon_\ell}$ and where $\mathbf{a}_{\ell,m}^* \in \mathbb{R}^{d^{\varepsilon_{\ell-1} - \varepsilon_\ell}}$ acts on the m th block of the previous layer feature $\mathbf{h}_{\ell-1}^*(\mathbf{x})$ (each of them being of size $d^{\varepsilon_{\ell-1} - \varepsilon_\ell}$). Again $P_{k,m,\ell}$ are fixed polynomials for $\ell=1, \dots, L-1$; d^{ε_ℓ} denotes the dimensionality of the features at layer ℓ , which we choose to be strictly decreasing across depth, i.e., $1 > \varepsilon_1 > \varepsilon_2 > \dots > \varepsilon_{L-1} > 0$, with $\mathbf{h}_L^* \in \mathbb{R}^r$ being finite-dimensional. For clarity, we illustrate the deep version of SIGHT and MIGHT functions in Fig. 2, where the tree structure of the deep version of these target functions is apparent.

This "tree-like" construction of $f^*(\mathbf{x})$ ensures that for any layer index $\ell \in 1, \dots, L$, the hidden features $h_{\ell,m}^*(\mathbf{x})$ remain independent for different index $m \in 1, \dots, d^{\varepsilon_\ell}$. Finally, the 1st-layer features are defined as

$$\mathbf{h}_1^*(\mathbf{x}) = \mathbf{z}^* = W^* \mathbf{x}, \quad (8)$$

where $W^* \in \mathbb{R}^{d^{\varepsilon_1} \times d}$ has orthonormal unit vectors as rows. By explicitly incorporating multiple levels of non-linear feature transformations, each associated with a progressively reduced latent dimensionality, it models the deep hierarchical structure is a feature of complex real-world tasks, see e.g. [Mallat, 1999, LeCun et al., 2015, Mossel, 2016, Cagnetta and Wyart, 2024, Sclocchi et al., 2024].

2.4 Learning Model

We now consider learning SIGHT and MIGHT functions $f^*(\mathbf{x})$ through an L -layer neural network, that is a standard multi-layer perceptron:

$$\hat{f}_\theta(\mathbf{x}) = b_L + \mathbf{w}_L^\top \sigma(\mathbf{b}_{L-1} + W_{L-1} \dots \sigma(\mathbf{b}_1 + W_1(\mathbf{x}))), \quad (9)$$

where θ denotes the ensemble of trainable parameters $\{\mathbf{b}_\ell, W_\ell, \ell = 1 \cdots L\}$. The hidden layer weights have dimension $W_\ell \in \mathbb{R}^{p_\ell \times p_{\ell-1}}$ for $\ell \in \{2, \dots, L-1\}$ with readout layer $W_L \in \mathbb{R}^{p_L}$ and first layer $W_1 \in \mathbb{R}^{p_1 \times d}$, and the biases \mathbf{b}_ℓ are in \mathbb{R}^{p_ℓ} . We shall consider Empirical Risk Minimization (ERM) of the square loss $\hat{\mathcal{R}}(\{\mathbf{x}_\mu\}) = \sum_{\mu=1}^n \left(f^*(\mathbf{x}_\mu) - \hat{f}_\theta(\mathbf{x}_\mu) \right)^2$ with gradient descent.

2.5 Main Results in a Nutshell

The backbone of our results is the analysis of the asymptotic performance of learning SIGHT and MIGHT functions using multi-layer networks trained with Gradient Descent on Gaussian data, as both n (the number of data) and d (the dimension of the data) grow to infinity. We unveil a series of sharp thresholds in the sample complexity ratio $\kappa = \frac{\log n}{\log d}$ where neural networks learn the target with increasing accuracy. To summarize:

- Our targets offer a solvable playground to unveil the computational advantage of deep networks over shallow ones. The learning mechanism can be viewed as the reduction of the “effective dimension” in which networks trained on $f^*(\mathbf{x})$ successively reduces the dimensionality of the search space:

$$d^{\epsilon_1} \rightarrow d^{\epsilon_2} \rightarrow d^{\epsilon_3}, \dots, \rightarrow r. \quad (10)$$

Depth acts as a progressive filter that *distills* data into lower-dimensional representations (a coarse-graining mechanism akin to renormalization in physics), enabling efficient learning of subsequent layers.

- We focus the rigorous analysis in the paper on the case of shallow SIGHT functions (eq. (1)) learned by 3–layer networks, where each layer is trained sequentially and independently. We prove that a three-layer network trained in a layer-wise fashion can learn a SIGHT function $f^*(\mathbf{x})$ efficiently. Specifically, the network first recovers W^* using $\tilde{O}(d^{\epsilon_1+1})$ samples, then reconstructs h^* with $\tilde{O}(d^{k\epsilon_1})$ samples (with k denoting the degree of P_k , in case $k\epsilon_1 < 1 + \epsilon_1$ both happen at $1 + \epsilon_1$), and finally fits f^* as a function of h^* using only $\tilde{O}(1)$ samples. This sample complexity aligns with predictions from the dimension-reduction/coarse-graining perspective, where earlier layers successively reduce the effective dimensionality of the learning problem. We also present additional results for deeper targets and networks.
- We further explore the problem through numerical simulations using more realistic training procedures than those covered by the theorems. Our results suggest that the dimensionality reduction mechanism remains broadly applicable. Notably, we illustrate such a phenomenon using 3-layer networks training all the layers jointly with standard backpropagation. We provide the code of our simulations at <https://github.com/IdePHICS/ComputationalDepth>.

2.6 Related Works

Random Feature Models — A key attribute enabling the effectiveness of neural networks is their ability to adjust to low-dimensional features present in the training data. However, interestingly, much of the current theoretical understanding of neural networks comes from studying their lazy regime, where features are not learned during training. One of the most pre-eminent examples of such “fixed-features” regimes are Random Feature (RF) models, initially introduced as a computationally efficient approximation to kernel methods by [Rahimi and Recht \[2007\]](#), they have gained attention as models of two-layer neural networks in the lazy regime. One of the main motivations is their sharp generalization guarantees in the high-dimensional limit [[Gerace et al., 2020](#), [Goldt et al., 2022b](#), [Mei et al., 2022b,a](#), [Xiao et al., 2022](#), [Defilippis et al., 2024](#)]. As mentioned, however, the performance of such methods, and of any kernel method in general, is limited. A fundamental theorem in [Mei et al. \[2022b\]](#) states that only a polynomial approximation up to degree κ_{RF} of any target f^* , with $\kappa_{\text{RF}} = \min(\kappa_1, \kappa_2)$ when learning with $n = d^{\kappa_1}$ data and $p = d^{\kappa_2}$ features. While even shallow networks can surpass these limitations [[Ghorbani et al., 2021](#), [Ba et al., 2020](#), [Dandi et al., 2024b](#)], this relation for κ_{RF} plays a fundamental role in our analysis.

Multi-index Models — Despite the theoretical successes in describing fixed feature methods, the holy grail of machine learning theory remains a rigorous description of network adaptation to low-dimensional features. A popular model to study such low-dimensional structure in the learning performance is the *multi-index model*. For this class of target (denoted as f_{MI}^*), the input datum \mathbf{x} is projected on a r –dimensional subspace $W^* = \{\mathbf{w}_j^*, j \in 1 \cdots r\}$ and the input-output relation depend solely on a non-linear map g^* of these r (linear) features :

$$f_{\text{MI}}^*(\mathbf{x}) = g^*(\mathbf{x}^\top \mathbf{w}_1^*, \dots, \mathbf{x}^\top \mathbf{w}_r^*) \quad (11)$$

While the information theoretical performance is well understood [Barbier et al. \[2019\]](#), [Aubin et al. \[2018\]](#), there has been intense theoretical scrutiny to characterize the sample complexity needed to learn multi-index models with shallow models. On the one hand, kernel methods can only learn a polynomial approximation [[Mei et al., 2022b](#)]; on the other hand, the situation in neural networks appears more complicated at first as the hardness of a given f_{MI}^* has been characterized by the “information” and “leap” exponents [Ben Arous et al. \[2021\]](#), [Abbe et al. \[2022\]](#), [Dandi et al. \[2024a\]](#),

Damian et al. [2024], Dandi et al. [2024c], Arnaboldi et al. [2024], Lee et al. [2024], Bietti et al. [2023], Simsek et al. [2024], Arous et al. [2024]. It was shown, however, that simple modification of vanilla Stochastic Gradient Descent (SGD), such as Extra-Gradient methods or Sharpness Aware Minimizers, are able to attain sample complexity corresponding to Statistical Query (SQ) lower bound [Arnaboldi et al., 2024, Lee et al., 2024], and are essentially optimal up to polylog factors in the dimension [Damian et al., 2024, Troiani et al., 2024]. A motivation of the present work is to go beyond such limitations.

3-Layers networks — Substantial effort has been devoted to investigating the approximation advantages conferred by deeper neural network architectures [Telgarsky, 2016, Eldan and Shamir, 2016, Safran and Lee, 2022]. However, it remains unclear how these approximation gaps translate into sample complexity ones for neural networks when trained through gradient descent. An important step towards the role of depth in neural networks has been carried over by Wang et al. [2023], Nichani et al. [2024], who proved separation results between the test performance of 2 & 3 layer networks. More precisely, Wang et al. [2023] proved that 3-layer architectures with a fixed first layer can learn a target function of the form $g^*(\mathbf{x}^\top A \mathbf{x})$ in $n = \tilde{O}(d^4)$ samples through a single-gradient step on the second layer, where $\mathbf{x} \in \mathbb{R}^d$ and $A \in \mathbb{R}^{d \times d}$. In contrast, 2-layer networks require a super-polynomial number of samples in terms of the degree of g^* . Nichani et al. [2024] subsequently improved the sample complexity to $\tilde{O}(d^2)$ and generalized the result to functions of p_{th} -order polynomials. Fu et al. [2024] further extended these results to learning multiple-nonlinear features. Here, we go beyond these results to prove stronger separation results by analyzing fully trained networks without a fixed first layer.

Universality — A crucial role in our analysis is played by the asymptotic Gaussianity of $\mathbf{h}_\ell^*(\mathbf{x})$ which leads to a simplified description of how dependencies on $\mathbf{h}_\ell^*(\mathbf{x})$ propagate to lower-level features. Such a property is a crucial component of the analysis in Nichani et al. [2024], Wang et al. [2023]. Specifically, Nichani et al. [2024], Wang et al. [2023] showed that the projection of $g^*(\langle \text{He}_k(\mathbf{x}), A \rangle)$ on degree- k Hermite polynomials lies along the non-linear feature $\langle \text{He}_k(\mathbf{x}), A \rangle$ while g^* has vanishing projections on lower degree terms. We generalize these results to describe the projections on all degree components.

Coarse-graining — The dimensionality reduction we describe is closely related to the concept of learning features across different scales. This idea has been explored in the context of machine learning through connections with the renormalization group Wilson [1971] in physics, where each scale corresponds to a distinct set of features. Such techniques have inspired studies of deep neural networks [Mehta and Schwab, 2014, Li and Wang, 2018, Marchand et al., 2022]. Here, we present a concrete example of such a coarse-graining mechanism, illustrating how hierarchical structures can be analyzed explicitly.

3 Heuristic argument underlying the main results

Before presenting the main technical results, we describe here a heuristic argument describing the narrative behind the results. For concreteness, we focus here on learning a shallow SIGHT function (1) as a first step toward a broader understanding. For concreteness, we will discuss the following example (later used in Fig. 4):

$$f^*(\mathbf{x}) = \tanh \left(\frac{\mathbf{a}^{*\top} P_3(W^* \mathbf{x})}{\sqrt{d^{\varepsilon_1=1/2}}} \right) \quad (12)$$

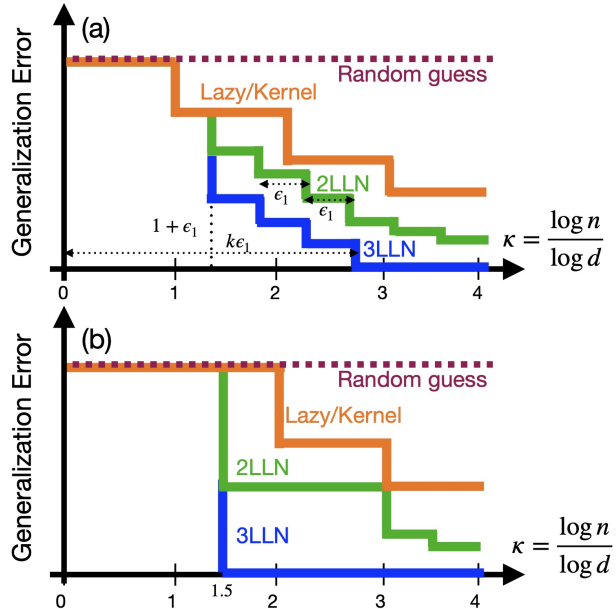


Figure 3: An illustration of the phase transitions in learning SIGHT according to the main Theorem 1 denoting the computational advantage of depth for two different target model: (a) generic shallow SIGHT function of the form in eq. (1) and (b) the particular example in eq. (12). All methods learn functions of increasing complexity with more data, but three layer nets do so more efficiently than two layer ones, which are themselves more efficient than kernels.

with a polynomial $P_3(x) = \text{He}_2(x) + \text{He}_3(x)$ (the second and third Hermite polynomials), $\epsilon_1 = 1/2$, and discuss the performance of different learning architectures, highlighting the dimensionality reduction due to feature learning. The learning dynamics for general SIGHT (eq. (1)) and the particular example above (eq. (12)) are illustrated in Fig. 3 respectively in the top and bottom panel.

- a) **Kernel methods, or random feature models**, can only learn a polynomial approximation of degree κ in the Hermite basis of f^* if $n = O(d^\kappa)$ [Mei et al., 2022b]. This is a strong limitation that leads to poor performance as the learning method is not sensitive to the presence of relevant low-dimensional structure, but rather only to the degree of the target. In the example (12), the lowest (Hermite) polynomial order is quadratic in \mathbf{x} (as can be seen by expanding the tanh): learning it thus requires $n = O(d^2)$ samples of data for a kernel method to beat random performance. Learning the cubic approximation would require $n = O(d^3)$ samples, etc. The corresponding thresholds are sketched in orange in Fig. 3.
- b) We now turn to **two layer net** of the form (we do not write explicitly the additional biases for clarity) with a number of neurons p at least of order $\Theta(d^{k\epsilon_1 + \delta})$

$$\hat{f}_\theta(\mathbf{x}) = \mathbf{w}_2^\top \sigma(W_1(\mathbf{x})) \quad (13)$$

Thanks to feature learning, such architecture should perform better: Indeed, for W_1 to learn the $d \times d^{\epsilon_1}$ first-layer feature matrix W^* , we need *at least* $n = O(d \times d^{\epsilon_1})$ data. If $n \gg d^{1+\epsilon_1}$, we thus expect that W_1 correlates with W^* . Intuitively, W_1 is then close to a noisy random rotation of W^* and behaves roughly as $W_1 \approx Z_1 W^* + Z_2$ (with Z_1 and Z_2 are essentially random matrices). The two-layer neural net thus now behaves as:

$$\hat{f}_\theta(\mathbf{x}) \approx \mathbf{w}_2^\top \sigma(Z_1 \mathbf{z}^* + Z_3). \quad (14)$$

Fitting now the outer weights \mathbf{w}_2 leads, once again, to a random feature model, but now applied to the target eq. (2) seen as a function of \mathbf{z} instead of eq. (1) seen as a function of \mathbf{x} . This leads to an effective Random Feature model with respect to *the lower dimensional vector* $\{\mathbf{z}^* \in \mathbb{R}^{d^{\epsilon_1}}\}$. Thanks to this dimensional reduction from dimension d to the effective one d^{ϵ_1} , we just need $n = (d^{\epsilon_1})^\kappa$ samples of data to now fit a κ -th degree polynomial approximation of f^* . This is a drastic improvement.

Coming back to the example: with $n = O(d^{1+\epsilon_1=1.5})$, $\kappa = 1.5$, data samples a two-layer net learns the first layer representation W^* , leading to a dimensionality reduction from d to \sqrt{d} . From $n = O(d^{3\epsilon_1=1.5})$, $\kappa = 1.5$, we are also able to fit a (Hermite) polynomial approximation of degree 3 of the target viewed as a function of \mathbf{z} . The next order in the expansion of (12) is power 6 in \mathbf{z} , and thus will be fitted at $\kappa = 3$.

- c) We now finally consider a **three-layer neural networks**, with width $p_2 = p_1 = \Theta(d^{k\epsilon_1 + \delta})$:

$$\hat{f}_\theta(\mathbf{x}) = \mathbf{w}_3^\top \sigma(W_2 \sigma(W_1 \mathbf{x})). \quad (15)$$

We still expect that W_1 learns the first-layer features W^* when $n \gg d^{1+\epsilon_1}$, at which point:

$$\hat{f}_\theta(\mathbf{x}) \approx \mathbf{w}_3^\top \sigma(W_2 \sigma(Z_1 \mathbf{z}^* + Z_3)) \quad (16)$$

However, contrary to the previously depicted shallow case, three-layer networks can further approximate h^* by updating the second layer. With each power of d^{ϵ_1} we expect to be fit an power approximation of h^* and, in particular, with $n = O(d^{k\epsilon_1})$, we expect the second layer preactivation $h_2(\mathbf{x}) = W_2 \sigma(W_1 \mathbf{x})$ to correlate completely with the (k -polynomial) features h^* . Therefore, denoting again Z_4, Z_5 as random matrices, a 3-layer network now acts as:

$$\hat{f}_\theta(\mathbf{x}) \approx \mathbf{w}_3^\top \sigma(Z_4 h^* + Z_5), \quad (17)$$

Fitting now \mathbf{w}_3 leads to a random feature model on the *scalar* h , which can be fitted perfectly with any growing number of samples n . In other words, through successive coarse-graining from $d^{\text{eff}} = d \rightarrow \sqrt{d} \rightarrow 1$, we have reduced the dimension from a diverging one (d) to a finite one.

Note that generalization error as plotted in Fig. 3 can jump for two reasons as n increases: either because of a reduction of the dimension d_{eff} , or because of an increase of polynomial fitting power within this dimension. The phenomenology is a bit simpler in the particular example (12), where the advantage of a three-layer net is considerable: for $n = O(d^{1.5})$, the network learns to represent the non-linear features h^* directly, and thus can learn the entire function.

While such parameter counting sounds reasonable, this heuristic may fail for general data distributions, as high-degree polynomials may localize on low-dimensional structures. However, for Gaussian and spherical measures, hypercontractivity ensures that such polynomials remain delocalized [Lemma 5]. Our analysis relies on proving that such a property holds under feature learning, and even for deep non-linear hidden features. This delocalization is crucial for matrix concentration arguments, as it enables the approximation of eigenfunctions via random projections Mei and Montanari [2022].

This scenario, illustrated in Fig. 3, extends *mutatis mutandis* to generic deep multi-layer MIGHT functions, where a sequence of transitions emerges progressively across the layers. Consider for instance the following hierarchical target function from eq. (7) (see also Fig. 2):

$$f^*(\mathbf{x}) = \tanh\left(\frac{\mathbf{a}^{*\top} P_{k'}(\mathbf{h}_2^*)}{\sqrt{d^{\varepsilon_2}}}\right), h_{2,m}^* = \left(\frac{\mathbf{a}_{2,m}^{*\top} P_k(\mathbf{h}_1^* = W^* \mathbf{x})_{\{1+(m-1)d^{\varepsilon_1-\varepsilon_2}, \dots, md^{\varepsilon_1-\varepsilon_2}\}}}{\sqrt{d^{\varepsilon_1-\varepsilon_2}}}\right).$$

In this case we expect a reduction from $d \rightarrow d^{\varepsilon_1} \rightarrow d^{\varepsilon_2} \rightarrow 1$. The first one arises at $n = O(d^{\varepsilon_1+1})$ when learning W^* , then at $n = O(d^{k\varepsilon_1+\varepsilon_2})$ (to learn all the d^{ε_2} polynomials, each of them requiring $d^{k\varepsilon_1}$ data) and finally at $n = O(d^{k'\varepsilon_2})$ to learn the activation in the tanh (a single k' polynomial in dimension d^{ε_2}). Note that while these must proceed in this order, some of these jumps can happen at the same value of κ . For instance, if $k'\varepsilon_2 < k\varepsilon_1 + \varepsilon_2$, then the last two jumps arise simultaneously.

4 Main Theoretical Results

We now turn to the main part of our results that describe learning of the SIGHT and MIGHT function classes with deep neural networks trained by gradient descent. We present a rigorous analysis of gradient-based Empirical Risk Minimization (ERM). Since a complete rigorous analysis of gradient descent in deep networks is extremely challenging – and hitherto elusive – we first present a rigorous description for the SIGHT target of eq. (1) under a specific deep-learning schedule. This approach enables us to provide precise theorems that capture the hierarchical learning process. We analyze the following training procedure:

- **Initialization:** The parameters of the model $\hat{f}_\theta(\mathbf{x}) = \mathbf{w}_3^\top \sigma(W_2 \sigma(W_1 \mathbf{x}))$ are initialized as $W_{1,i} \sim U(\mathcal{S}^{d-1}(1))$ for $i \in [p_1]$, $W_2 = \mathbf{I}_{p_1}$, and $w_{3,i} = 1$ for $i \in [p]$.
- **Layer-wise training:** (i) We first perform a pre-determined number T_1 of gradient updates on the first layer W_1 on independent batches of data for each step Dandi et al. [2024a]. (ii) Subsequently, we re-initialize the second layer W_2 do a single large gradient step. (iii) Finally, we update \mathbf{w}_3 through ridge regression. Layer-wise training procedures are a common simplifying assumption in the analysis of two-layer networks [Damian et al., 2022, Abbe et al., 2023, Dandi et al., 2024a].
- **Neuron-wise spherical projections:** While updating the first layer parameters W_1 , we utilize spherical-gradient and project each neuron onto the unit sphere. Such spherical projections are commonly utilized in the literature on two-layer networks [Ben Arous et al., 2021, Abbe et al., 2023].
- **Pre-conditioning of gradient for the second layer:** We use a pre-conditioning of the gradient step – broadly used in various optimization schedules (e.g. Adam Kingma and Ba [2014]) – using the sample-covariance of the features as preconditioning matrix, i.e.,

$$\Delta W_2 = -\eta \left(\frac{1}{n} \sigma(W_1 X^\top)\right)^\top (\sigma(W_1 X)^\top)^{-1} \nabla_{W_2} \mathcal{L}$$

Through the feature map $\mathbf{x} \rightarrow \sigma(W_1 \mathbf{x})$, the updates of W_2 in parameter space translate to updates to $h_2(\mathbf{x})$ in function space. Without such pre-conditioning, online SGD leads to a worse sample complexity of $\Theta(d^{2k\varepsilon_1})$ as in the single-step analysis of Nichani et al. [2024].

With this algorithm, we can now study gradient descent and demonstrate the learning of a class of SIGHT function. The theorem will assume the following conditions:

- **Uniform weighting:** We set $\{a_i^* = 1 \text{ for all } i \in 1 \dots d^{\varepsilon_1}\}$: This operation ensures isotropic dependence along all components, simplifying the analysis. While $a_i^* = 1$ is a particular choice of target weights, the training algorithm of the model is agnostic to this choice and we, therefore, obtain sample-complexity expected for a general non-linear feature of the form $\mathbf{a}^{*\top} P_k(W^* \mathbf{x}) / \sqrt{d^{\varepsilon_1}}$.
- **Information exponent:** We shall indeed require that the information exponent Ben Arous et al. [2021], Abbe et al. [2022, 2023] of $g^*(\cdot)$ is 1 and that of $P_k(\cdot)$ is 2. This condition is necessary, as gradient descent (without repetition) has a drastic worst complexity for exponents larger than 2.

Assumption 1. Let $z \sim \mathcal{N}(0, 1)$ denote a standard normal variable. We assume that $\mathbb{E}[g^*(z)z] \neq 0$, $\mathbb{E}[P_k(z)He_2(z)] \neq 0$. We further assume that σ is analytic, satisfies $\sigma'(0) \neq 0$ and there exist constants $L_1, L_2 \in \mathbb{R}^+$ such that $|\sigma(x)| \leq L_1 + L_2|x|^4$.

We further require the activations of the neural net $\sigma(\cdot)$ to be sufficiently expressive and satisfies certain alignment conditions:

Assumption 2. $\sigma : \mathbb{R} \rightarrow \mathbb{E}$ is analytic, non-polynomial and satisfies:

$$\mathbb{E} [\sigma(z)He_j(z)] \neq 0,$$

for all $1 < j \leq k$,

$$\mathbb{E} [\sigma(\sigma(z))He_2(z)] \mathbb{E} [P_k(z)He_2(z)] > 0$$

and

$$\mathbb{E} [\sigma(\sigma(z))z] = 0 \tag{18}$$

The last two conditions ensure that all neurons in W_1 recover spherical projections of W^* . In the absence of the above conditions, we still expect recovery of W^* but with anisotropy across neurons. Such an anisotropy is expected to complicate the subsequent analysis.

The next assumption, however, is only a technical one that arises only because we used $\{a_i^* = 1\}$. It could be relaxed by taking Gaussian values, or by performing more gradient steps on W_2 , but this would complicate the proof. We discuss this in detail in App. A:

Assumption 3. $\mathbb{E}_{z \sim \mathcal{N}(0,1)} [g^*(z)He_j(z)] = 0$ for $1 < j \leq k$

Under the above assumptions, our main result now establishes hierarchical learning for the target of the form (1) by a three-layer network $f^*(\mathbf{x})$ by first recovering W^* through the first-layer W_1 , next recovering $h^*(\mathbf{x})$ through the second layer pre-activations $\mathbf{h}_2(\mathbf{x}) = W_2\sigma(W_1\mathbf{x})$ and finally fitting $f^*(\mathbf{x})$ upon training the last layer w_3 :

Theorem 1 (Informal). Let $f^*(\mathbf{x})$ be as in Eq. (1) with $\epsilon_1 > 0$ and consider a three-layer model:

$$\hat{f}_\theta(\mathbf{x}) = \mathbf{w}_3^\top \sigma(b_2 + W_2\sigma(W_1\mathbf{x} + b_1)), \tag{19}$$

with $W_1 \in \mathbb{R}^{p_1 \times d}$, $W_2 \in \mathbb{R}^{p_2 \times p_1}$, $w_3 \in \mathbb{R}^{p_3}$. Under Ass. 1, for any $0 < \delta < \delta' < 1$, there exists a scale parameter $\epsilon > 0$ and time-steps $T_1 = \mathcal{O}(\text{polylog}d)$ such that with batch-size $n_1 = \Theta(d^{\epsilon_1+1+\delta})$, $n_2 = \Theta(d^{k\epsilon_1+\delta})$ and $p_2 = p_1 = \Theta(d^{k\epsilon_1+\delta'})$, the following holds with high probability as $d \rightarrow \infty$:

(i) T_1 steps of neuron-wise spherical SGD on correlation-loss applied to W_1 with step-size $\eta = \mathcal{O}(\sqrt{p_2}\sqrt{d^{\epsilon_1}})$ on independent batches of size n_1 results in W_1 learning random projections along W^* upto error $o_d(1)$. Concretely, there exists a sequence of random matrices $Z \in \mathbb{R}^{p_1 \times d^{\epsilon_1}}$ with independent rows sampled uniformly on the unit sphere i.e $z_i \sim U(\mathcal{S}(1))$:

$$W_1 = Z(W^*) + o_d(1), \tag{20}$$

where the $o_d(1)$ error is in operator norm.

(ii) Subsequently, upon reinitializing W_2 , using step size $\eta_2 = \Theta(\sqrt{p_2})$ and regularization strength $\lambda = \Theta(1)$ such that a single pre-conditioned gradient step on correlation loss using an independent size n_2 results in $\mathbf{h}_2(\mathbf{x}) = W_2\sigma(W_1\mathbf{x}) \in \mathbb{R}^{p_2}$ learning h^* upto error $o_d(1)$:

$$\mathbf{h}_2(\mathbf{x}) = c h^*(\mathbf{x}) + o_d(1), \tag{21}$$

where $c \neq 0$ denotes a constant and the $o_d(1)$ error is w.r.t the metric induced by $L_2(\mathcal{N}(\mathbf{0}, I_d))$.

(iii) Upon training W_1, W_2 as above, updating W_3 with ridge-regression on $\Theta(d^\delta)$ samples results in $W_3^\top \sigma(W_2\sigma(W_1\mathbf{x}))$ approximating $f^*(\mathbf{x})$ upto error $o_d(1)$.

The details of the initialization projections and pre-conditioning steps are provided in Appendix A.14. The condition $p_2 = p_1$ is again solely to simplify the analysis and we expect the results to hold for $p_2 = \Theta(d^\delta), \Theta(d^{k\epsilon_1+\delta})$.

Since each row of W_j^* contains d parameters, the complexity $n_1 \approx \Theta(d^{\epsilon_1+1})$ matches the total number of parameters in W_1^*, \dots, W_r^* , and is therefore expected to be the information-theoretic scaling of the sample-complexity required for the (strong) recovery of W_1^*, \dots, W_r^* . Similarly, the complexity $n_2 = \Theta(d^{k\epsilon_1})$ is the expected minimum sample-complexity required for the strong recovery of a degree- k functions on a d^{ϵ_1} -dim. space.

Sketch of the proof idea — We provide the steps to prove the above result in Appendix A, and present here a short sketch, highlighting the most important steps:

(i) **Composition of Hermite decompositions:** Building upon Wang et al. [2023], we utilize the asymptotic Gaussianity of $h^*(\mathbf{x})$ to relate the Hermite decomposition of $f^*(\mathbf{x})$ to the one of $h^*(\mathbf{x})$.

(ii) **Low-dimensional dynamics for W_1 :** Using the compositional Hermite-decomposition above, following [Ben Arous et al., 2021, Arnaboldi et al., 2023, Abbe et al., 2023], we show that the evolution of W_1 during the training of the first layer

can be described through an effective dynamics on the overlaps $W_1(W^*)^\top$. Unlike, however, their single/multi-index analysis, the diverging dimensionality of W^* , W_1 that appear in our approach, as well as the later use of the updated weights W_2 , require a careful control over the error terms. Concretely, we show that the components of W_1 along W^* , as well as the error terms, maintain isotropy and hypercontractivity through the dynamics.

(iii) **Function-space decomposition of the 2nd-layer pre-activations:** A Gradient steps on W_2 extract statistics in features-space $\sigma(W_1\mathbf{x})$. Similar to [Wang et al., 2023, Nichani et al., 2024, Fu et al., 2024], we show that these statistics appear in the updates for the pre-activations $h_2(\mathbf{x})$ as projections of a perturbed version of f^* on the conjugate Kernel defined by the first-layer:

$$\Delta h_2(\mathbf{x}) \approx c\sigma(W_1\mathbf{x})^\top \left(\frac{1}{n}\sigma(W_1X^\top)^\top (\sigma(W_1X)^\top)^{-1}\sigma(W_1X)\right) f^*(X), \quad (22)$$

where $X \in \mathbb{R}^{n \times d}$ denotes the batch of data utilized in a gradient step and $c > 0$ denotes a constant.

(iv) **Concentration of the sample-covariance matrix:** In light of (iii), the recovery of features in $h_2(\mathbf{x})$ depends on the feature matrix $\sigma(W_1X)$ being able to approximate and span the relevant functional subspace, which requires both sufficiently many samples and sufficiently many neurons. Building on the matrix-concentration analysis of Mei et al. [2022b], we show that the projections onto the $\sigma(W_1X)$ up to degree- k functions can be well approximated as long as $n, p_1 = \Theta(d^{k\epsilon_1 + \delta})$. Low-degree eigenfunctions concentrate faster since they span lower-dimensional subspaces.

From SIGHT to MIGHT — While we expect similar results to hold in generality, the theorem is only fully proven for the class of target in eq. (1). While a complete proof for MIGHT is a difficult task, we discuss additional ($r > 1$ and $\ell > 1$) results in this and subsequent paragraphs.

We first remark that part (i) of Theorem 1, that is the weak-recovery of W^* , holds for arbitrary r , and thus for MIGHT functions f^* (and not only SIGHT ones). Establishing rigorously part (ii) for $r > 1$ is difficult and involves technical hurdles relating to the control in the Gaussian approximation of h^* . These difficulties are not new, and similar to the ones on standard single and multi-index problems, that we describe in Appendix B.

MIGHT functions are interesting in illustrating the role of the information exponent in Ass. 1. It is easy to design counterexamples, for instance, the parity problem with $y = \text{sign}(h_1^* h_2^* h_3^*)$ violates Ass. 1. We illustrate some of these numerically in Appendix C (See Fig. 10). We believe, however, that with reusing batches, the information exponent could be replaced with the much permissive generative one Dandi et al. [2024c], Lee et al. [2024], Arnaboldi et al. [2024]. SIGHT and MIGHT functions are indeed generalizations of the multi-index functions, and the properties of the latter such as information Ben Arous et al. [2021] and generative exponents Damian et al. [2024], and the notion of trivial, easy and hard directions Troiani et al. [2024]) should translate to the former.

From MIGHT to Deeper MIGHT — Depth introduces more difficulties for rigorous studies, but our mathematical analysis can be extended for more general constructions. By the tree-like hierarchical construction of features (Eq. (7)) for general depth, the components $h_\ell^*(\mathbf{x})$ remain independent and asymptotically Gaussian. Generalizing Thm. 1 for

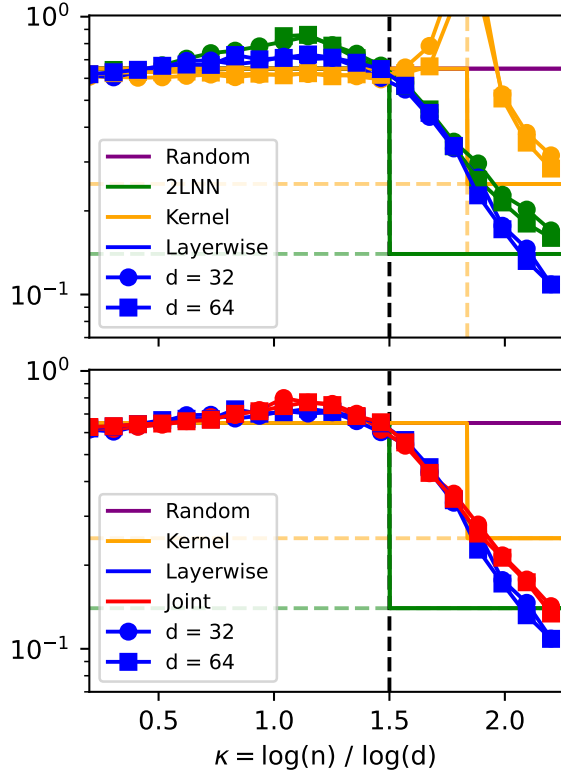


Figure 4: Numerical simulation: Generalization error versus $\kappa = \frac{\log n}{\log d}$ for $f^*(\mathbf{x}) = \tanh\left(3\mathbf{a}^{*\top} P_3(W^*\mathbf{x})/\sqrt{d^{\epsilon_1=1/2}}\right)$ with different training protocols: **(Top)** kernel ridge regression (orange points) only beat the random performance (purple solid line) starting from $n = d + (d-1)d/2$, and is limited to quadratic approximation (orange line). 2-layer net (green points), instead, starts to learn at $\kappa = 1.5$ (black vertical dashed line) and can beat the quadratic limit (asymptotics is given by the green line). 3-layer net trained with layerwise training (blue markers) not only learn at $\kappa = 1.5$ (vertical line), but also surpasses the best possible 2-layer net error, illustrating the advantage of depth; **(Bottom)** comparison of layerwise training (blue) with joint training (red) of all the layers of a 3-layer net with standard backpropagation.

$L \geq 3$ in its full-generality requires however not only an extension of part (ii) of Thm. 1 to $r > 1$, but also a careful control over the non-asymptotic rates for the tails of $\mathbf{h}_\ell^*(\mathbf{x})$ and the associated kernels.

We instead prove a weaker, but useful, result corresponding to the hierarchical weak recovery of a single non-linear feature at a general level of depth:

Theorem 2 (Informal). *Let $L \in \mathbb{N}$ be arbitrary and let $f^*(\mathbf{x})$ denote a target as in Eq. (6) with $r = 1$. Consider a student model of the form $\hat{f}_\theta(\mathbf{x}) = \mathbf{w}_L^\top \sigma(W_{L-1} \sigma(Wh_{L-1}^*(\mathbf{x})))$ with $W \in \mathbb{R}^{p \times d^{L-2}}$ having rows independently sampled as $w_i \sim U(\mathcal{S}_{d^{L-2}}(1))$ i.e. a model with the $(L-2)$ th layer having perfectly recovered $h_{L-1}^*(\mathbf{x})$. Then, with $\eta = \Theta(\sqrt{p_{L-1}})$, after a single step of pre-conditioned SGD on W_{L-1} with batch-size $\Theta(d^{k_{L-2} + \delta})$, the pre-activations $h_{L-1}(\mathbf{x}) := W_{L-1} \sigma(Wh_{L-1}^*(\mathbf{x}))$ satisfy, for a constant $c > 0$:*

$$h_{L-1}(\mathbf{x}) = ch_L^*(\mathbf{x})\mathbf{w}_L + o_d(1), \quad (23)$$

Note that the above is not a direct consequence of the central limit theorem applied to $h_{L-1}^*(\mathbf{x})$ since the update to W_{L-1} involves matrices with diverging dimensions. Instead, we exploit the exact independence of components of $h_{L-1}^*(\mathbf{x})$ and the hyper-contractivity of the Gaussian measure to relate the sample covariance of features $\sigma(Wh_{L-2}^*(\mathbf{x}))$ to those of the equivalent Gaussian inputs. We refer to App. B for the full proof.

5 Numerical Illustrations

While our theorems provide a rigorous control of learning with a particular, well-conditioned, training procedure, we want here to move as far as possible from the theoretical setting, and instead look at realistic training routines with mini-batch updates, finite (and rather low) dimensional examples, using multi-pass (instead of a single one) for the second layer, etc. to show that the essence of the phenomenon obeys a similar picture to the one predicted by our theory.

For concreteness, we consider $f^*(\mathbf{x}) = \tanh\left(\frac{3\mathbf{a}^* \cdot P_3(W^*\mathbf{x})}{\sqrt{d^{\varepsilon_1=1/2}}}\right)$,

a similar example as discussed in Section 4 and with, again, a polynomial $P_{k=3}$ with second and third Hermite polynomials. We show simulations in Fig. 4 (and refer to Appendix C for details) and discuss here the more salient observations:

(i) First we compare the performance of kernel methods with those of a two-layer network. On the one hand, the former method should be able to fit the quadratic part of the target function as soon as $n = O(d^2)$ [Mei and Montanari, 2022]. This is well observed, with a double descent peak when the number of data hits the number of features in a quadratic kernel, i.e. $n_{\text{peak}} = d(d-1)/2 + d + 1$. On the other hand, two-layer networks are capable of recovering W^* when $n = O(d^{1.5})$, therefore improving the test performance to quadratic and cubic fit when $\kappa \geq 1.5$.

(ii) We then train a three-layer network, with a **layerwise** approach resembling the procedure in Thm 1, where we train every layer in order, (first W_1 , then W_2 , etc.). We do not, however, follow the restrictions of the theorem and just perform a standard gradient descent (no reinitializing, no projection, using minibatch, etc.). Not only does the method start to learn when $n > d^{1.5}$ but **it outperforms the 2-layer baseline** in agreement with Thm. 1.

(iii) Lastly, we consider the standard training procedure—referred to as **joint training**—with backpropagation through the network with mini-batch gradient descent.

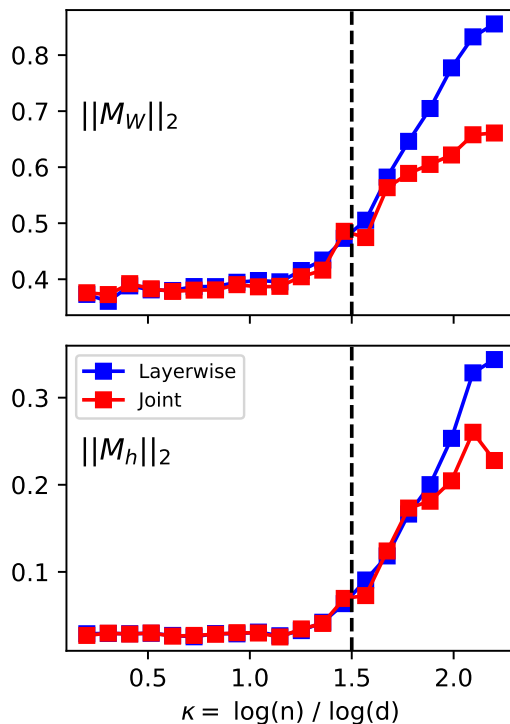


Figure 5: Visualizing Feature Learning: The overlaps M_h, M_W (Def. 1), respectively on the top and bottom panel, as a function of the sample complexity $\kappa = \frac{\log n}{\log d}$ for three-layer networks trained with the protocol described in Theorem 1 (blue circles) and standard backpropagation (red squares). Following Theorem 1, the behavior sharply changes around $\kappa = 1.5$ (vertical dashed line) where feature learning in both layers arises (same setting as in Fig. 4).

The routine performs similarly to the layerwise approach, illustrating the generality of the dimensionality reduction beyond the assumptions of Thm. 1.

Visualizing Feature Learning — We now show that this enhanced generalization performance is due to feature learning. Indeed, the key result in Thm 1 refers to the ability of three-layer networks to perform hierarchically dimensionality reduction through feature learning. To probe the quality of the learned representations, we shall introduce the “overlaps” (or order parameters).

Definition 1. *The order parameters for 3–layer networks are the matrices $M_W \in \mathbb{R}^{p_1 \times r d^{E_1}}$ and $M_h \in \mathbb{R}^{p_2 \times r}$ (with $\mathbf{z} \sim \mathcal{N}(0, I_d)$)*

$$M_W = \frac{W_1 W^*}{\|W_1\|_2}, \quad (24)$$

$$M_h = \frac{\mathbb{E}[\mathbf{h}(\mathbf{z})\mathbf{h}^*(\mathbf{z})]}{\sqrt{\mathbb{E}[\mathbf{h}(\mathbf{z})^2]}}. \quad (25)$$

The behavior of these quantities as a function of the sample complexity κ is portrayed in Fig. 5. Since we do not follow the strong prescription of Thm. 1, and are working with a low dimensional example, we do not expect a sharp 0/1 transition as in the idealized scenario, but instead, the components along W^* to occupy a $\Theta(1)$ fraction (but not full) of the norm of W_1 . This is well obeyed (Figure 5) and the predicted crossover at $\kappa = 1.5$ is clearly observed in both layerwise and joint training.

Conclusion— We introduced a theoretical framework for understanding the computational advantages of deep neural networks over shallow models when learning high-dimensional hierarchical functions, where depth facilitates a progressive reduction of effective dimensionality. We hope our paper will spark interest in these directions.

5.1 Acknowledgement

We thank Alex Damian, Denny Wu, Zhichao Wang, Bruno Loureiro, Yue Lu, Jason Lee, Theodor Misiakiewicz, Eshaan Nichani for insightful discussions. We acknowledge funding from the Swiss National Science Foundation grants SNFS SMArtNet (grant number 212049), OperaGOST (grant number 200021 200390) and DSGIANGO.

References

- Emmanuel Abbe, Enric Boix-Adsera, and Theodor Misiakiewicz. The merged-staircase property: a necessary and nearly sufficient condition for sgd learning of sparse functions on two-layer neural networks. In *Conference on Learning Theory*, pages 4782–4887. PMLR, 2022.
- Emmanuel Abbe, Enric Boix Adsera, and Theodor Misiakiewicz. Sgd learning on neural networks: leap complexity and saddle-to-saddle dynamics. In *The Thirty Sixth Annual Conference on Learning Theory*, pages 2552–2623. PMLR, 2023.
- Ben Adlam, Jaehoon Lee, Shreyas Padhy, Zachary Nado, and Jasper Snoek. Kernel regression with infinite-width neural networks on millions of examples. *arXiv preprint arXiv:2303.05420*, 2023.
- George B Arfken, Hans J Weber, and Frank E Harris. *Mathematical methods for physicists: a comprehensive guide*. Academic press, 2011.
- Luca Arnaboldi, Ludovic Stephan, Florent Krzakala, and Bruno Loureiro. From high-dimensional & mean-field dynamics to dimensionless odes: A unifying approach to sgd in two-layers networks. In *The Thirty Sixth Annual Conference on Learning Theory*, pages 1199–1227. PMLR, 2023.
- Luca Arnaboldi, Yatin Dandi, Florent Krzakala, Luca Pesce, and Ludovic Stephan. Repetita iuvant: Data repetition allows sgd to learn high-dimensional multi-index functions. *arXiv preprint arXiv:2405.15459*, 2024.
- Sanjeev Arora, Nadav Cohen, Noah Golowich, and Wei Hu. A convergence analysis of gradient descent for deep linear neural networks. *arXiv preprint arXiv:1810.02281*, 2018.
- Gérard Ben Arous, Cédric Gerbelot, and Vanessa Piccolo. Stochastic gradient descent in high dimensions for multi-spiked tensor pca. *arXiv preprint arXiv:2410.18162*, 2024.

- Benjamin Aubin, Antoine Maillard, Florent Krzakala, Nicolas Macris, Lenka Zdeborová, et al. The committee machine: Computational to statistical gaps in learning a two-layers neural network. *Advances in Neural Information Processing Systems*, 31, 2018.
- Guillaume Aubrun and Stanisław J Szarek. *Alice and Bob meet Banach*, volume 223. American Mathematical Soc., 2017.
- Sheldon Axler. *Measure, integration & real analysis*. Springer Nature, 2020.
- Jimmy Ba, Murat Erdogdu, Taiji Suzuki, Denny Wu, and Tianzong Zhang. Generalization of two-layer neural networks: An asymptotic viewpoint. In *International conference on learning representations*, 2020.
- Jean Barbier, Florent Krzakala, Nicolas Macris, Léo Miolane, and Lenka Zdeborová. Optimal errors and phase transitions in high-dimensional generalized linear models. *Proceedings of the National Academy of Sciences*, 116(12):5451–5460, 2019.
- Gerard Ben Arous, Reza Gheissari, and Aukosh Jagannath. Online stochastic gradient descent on non-convex losses from high-dimensional inference. *Journal of Machine Learning Research*, 22(106):1–51, 2021.
- Alberto Bietti, Joan Bruna, Clayton Sanford, and Min Jae Song. Learning single-index models with shallow neural networks. *Advances in Neural Information Processing Systems*, 35:9768–9783, 2022.
- Alberto Bietti, Joan Bruna, and Loucas Pillaud-Vivien. On learning gaussian multi-index models with gradient flow. *arXiv preprint arXiv:2310.19793*, 2023.
- Francesco Cagnetta and Matthieu Wyart. Towards a theory of how the structure of language is acquired by deep neural networks. *arXiv preprint arXiv:2406.00048*, 2024.
- Andrea Caponnetto and Ernesto De Vito. Optimal rates for the regularized least-squares algorithm. *Foundations of Computational Mathematics*, 7:331–368, 2007.
- Sourav Chatterjee. A generalization of the lindeberg principle. *The Annals of Probability*, 34(6), November 2006. ISSN 0091-1798. doi: 10.1214/009117906000000575.
- George Cybenko. Approximation by superpositions of a sigmoidal function. *Mathematics of control, signals and systems*, 2(4):303–314, 1989.
- Alex Damian, Loucas Pillaud-Vivien, Jason D Lee, and Joan Bruna. The computational complexity of learning gaussian single-index models. *arXiv preprint arXiv:2403.05529*, 2024.
- Alexandru Damian, Jason Lee, and Mahdi Soltanolkotabi. Neural networks can learn representations with gradient descent. In *Conference on Learning Theory*, pages 5413–5452. PMLR, 2022.
- Yatin Dandi, Florent Krzakala, Bruno Loureiro, Luca Pesce, and Ludovic Stephan. How two-layer neural networks learn, one (giant) step at a time. *Journal of Machine Learning Research*, 25(349):1–65, 2024a.
- Yatin Dandi, Luca Pesce, Hugo Cui, Florent Krzakala, Yue M Lu, and Bruno Loureiro. A random matrix theory perspective on the spectrum of learned features and asymptotic generalization capabilities. *arXiv preprint arXiv:2410.18938*, 2024b.
- Yatin Dandi, Emanuele Troiani, Luca Arnaboldi, Luca Pesce, Lenka Zdeborová, and Florent Krzakala. The benefits of reusing batches for gradient descent in two-layer networks: Breaking the curse of information and leap exponents. *arXiv preprint arXiv:2402.03220*, 2024c.
- Leonardo Defilippis, Bruno Loureiro, and Theodor Misiakiewicz. Dimension-free deterministic equivalents for random feature regression. *arXiv preprint arXiv:2405.15699*, 2024.
- Ronen Eldan and Ohad Shamir. The power of depth for feedforward neural networks. In *Conference on learning theory*, pages 907–940. PMLR, 2016.
- Hengyu Fu, Zihao Wang, Eshaan Nichani, and Jason D Lee. Learning hierarchical polynomials of multiple nonlinear features with three-layer networks. *arXiv preprint arXiv:2411.17201*, 2024.
- Federica Gerace, Bruno Loureiro, Florent Krzakala, Marc Mézard, and Lenka Zdeborová. Generalisation error in learning with random features and the hidden manifold model. In *International Conference on Machine Learning*, pages 3452–3462. PMLR, 2020.

- Behrooz Ghorbani, Song Mei, Theodor Misiakiewicz, and Andrea Montanari. When do neural networks outperform kernel methods? *Advances in Neural Information Processing Systems*, 33:14820–14830, 2020.
- Behrooz Ghorbani, Song Mei, Theodor Misiakiewicz, and Andrea Montanari. Linearized two-layers neural networks in high dimension. *The Annals of Statistics*, 49(2), 2021.
- Sebastian Goldt, Marc Mézard, Florent Krzakala, and Lenka Zdeborová. Modeling the influence of data structure on learning in neural networks: The hidden manifold model. *Physical Review X*, 10(4):041044, 2020.
- Sebastian Goldt, Bruno Loureiro, Galen Reeves, Florent Krzakala, Marc Mézard, and Lenka Zdeborová. The gaussian equivalence of generative models for learning with shallow neural networks. In *Mathematical and Scientific Machine Learning*, pages 426–471. PMLR, 2022a.
- Sebastian Goldt, Bruno Loureiro, Galen Reeves, Florent Krzakala, Marc Mezard, and Lenka Zdeborova. The gaussian equivalence of generative models for learning with shallow neural networks. In *Proceedings of the 2nd Mathematical and Scientific Machine Learning Conference*, pages 426–471, 2022b.
- Harold Grad. Note on N-dimensional hermite polynomials. *Communications on Pure and Applied Mathematics*, 2(4): 325–330, 1949. ISSN 1097-0312. doi: 10.1002/cpa.3160020402.
- Hong Hu and Yue M Lu. Universality laws for high-dimensional learning with random features. *IEEE Transactions on Information Theory*, 69(3):1932–1964, 2022.
- Ziwei Ji and Matus Telgarsky. Gradient descent aligns the layers of deep linear networks. *arXiv preprint arXiv:1810.02032*, 2018.
- Diederik P Kingma and Jimmy Ba. Adam: A method for stochastic optimization. *arXiv preprint arXiv:1412.6980*, 2014.
- Achim Klenke. *Probability theory: a comprehensive course*. Springer Science & Business Media, 2013.
- Yann LeCun, Yoshua Bengio, and Geoffrey Hinton. Deep learning. *nature*, 521(7553):436–444, 2015.
- Jaehoon Lee, Lechao Xiao, Samuel Schoenholz, Yasaman Bahri, Roman Novak, Jascha Sohl-Dickstein, and Jeffrey Pennington. Wide neural networks of any depth evolve as linear models under gradient descent. *Advances in neural information processing systems*, 32, 2019.
- Jason D Lee, Kazusato Oko, Taiji Suzuki, and Denny Wu. Neural network learns low-dimensional polynomials with sgd near the information-theoretic limit. *arXiv preprint arXiv:2406.01581*, 2024.
- Shuo-Hui Li and Lei Wang. Neural network renormalization group. *Physical review letters*, 121(26):260601, 2018.
- Yue M Lu and Horng-Tzer Yau. An equivalence principle for the spectrum of random inner-product kernel matrices with polynomial scalings. *arXiv preprint arXiv:2205.06308*, 2022.
- Stephane Mallat. *A wavelet tour of signal processing*, 1999.
- Tanguy Marchand, Misaki Ozawa, Giulio Biroli, and Stéphane Mallat. Wavelet conditional renormalization group. *arXiv preprint arXiv:2207.04941*, 2022.
- Pankaj Mehta and David J Schwab. An exact mapping between the variational renormalization group and deep learning. *arXiv preprint arXiv:1410.3831*, 2014.
- Song Mei and Andrea Montanari. The generalization error of random features regression: Precise asymptotics and the double descent curve. *Communications on Pure and Applied Mathematics*, 75(4):667–766, 2022.
- Song Mei, Theodor Misiakiewicz, and Andrea Montanari. Generalization error of random feature and kernel methods: Hypercontractivity and kernel matrix concentration. *Applied and Computational Harmonic Analysis*, 59:3–84, 2022a. ISSN 1063-5203. doi: <https://doi.org/10.1016/j.acha.2021.12.003>. Special Issue on Harmonic Analysis and Machine Learning.
- Song Mei, Theodor Misiakiewicz, and Andrea Montanari. Generalization error of random feature and kernel methods: hypercontractivity and kernel matrix concentration. *Applied and Computational Harmonic Analysis*, 59:3–84, 2022b.
- Hrushikesh Mhaskar, Qianli Liao, and Tomaso Poggio. When and why are deep networks better than shallow ones? In *Proceedings of the AAAI conference on artificial intelligence*, volume 31, 2017.

- Hrushikesh N Mhaskar and Tomaso Poggio. Deep vs. shallow networks: An approximation theory perspective. *Analysis and Applications*, 14(06):829–848, 2016.
- Theodor Misiakiewicz. Spectrum of inner-product kernel matrices in the polynomial regime and multiple descent phenomenon in kernel ridge regression. *arXiv preprint arXiv:2204.10425*, 2022.
- Andrea Montanari and Basil N Saeed. Universality of empirical risk minimization. In *Conference on Learning Theory*, pages 4310–4312. PMLR, 2022.
- Elchanan Mossel. Deep learning and hierarchal generative models. *arXiv preprint arXiv:1612.09057*, 2016.
- Eshaan Nichani, Alex Damian, and Jason D Lee. Provable guarantees for nonlinear feature learning in three-layer neural networks. *Advances in Neural Information Processing Systems*, 36, 2024.
- Tomaso Poggio, Hrushikesh Mhaskar, Lorenzo Rosasco, Brando Miranda, and Qianli Liao. Why and when can deep-but not shallow-networks avoid the curse of dimensionality: a review. *International Journal of Automation and Computing*, 14(5):503–519, 2017.
- Ali Rahimi and Benjamin Recht. Random features for large-scale kernel machines. *Advances in neural information processing systems*, 20, 2007.
- Itay Safran and Jason Lee. Optimization-based separations for neural networks. In *Conference on Learning Theory*, pages 3–64. PMLR, 2022.
- Andrew M Saxe, James L McClelland, and Surya Ganguli. Exact solutions to the nonlinear dynamics of learning in deep linear neural networks. *arXiv preprint arXiv:1312.6120*, 2013.
- Antonio Sclocchi, Alessandro Favero, Noam Itzhak Levi, and Matthieu Wyart. Probing the latent hierarchical structure of data via diffusion models, 2024.
- Terrence J Sejnowski. The unreasonable effectiveness of deep learning in artificial intelligence. *Proceedings of the National Academy of Sciences*, 117(48), 2020.
- Berfin Simsek, Amire Bendjeddou, and Daniel Hsu. Learning gaussian multi-index models with gradient flow: Time complexity and directional convergence. *arXiv preprint arXiv:2411.08798*, 2024.
- Yitong Sun, Anna Gilbert, and Ambuj Tewari. On the approximation properties of random relu features. *arXiv preprint arXiv:1810.04374*, 2018.
- Matus Telgarsky. benefits of depth in neural networks. In Vitaly Feldman, Alexander Rakhlin, and Ohad Shamir, editors, *29th Annual Conference on Learning Theory*, volume 49 of *Proceedings of Machine Learning Research*, pages 1517–1539, Columbia University, New York, New York, USA, 23–26 Jun 2016. PMLR.
- Emanuele Troiani, Yatin Dandi, Leonardo Defilippis, Lenka Zdeborová, Bruno Loureiro, and Florent Krzakala. Fundamental limits of weak learnability in high-dimensional multi-index models. *arXiv preprint arXiv:2405.15480*, 2024.
- Ramon Van Handel. Probability in high dimension. *Lecture Notes (Princeton University)*, 2(3):2–3, 2014.
- Roman Vershynin. Introduction to the non-asymptotic analysis of random matrices. *arXiv preprint arXiv:1011.3027*, 2010.
- Zihao Wang, Eshaan Nichani, and Jason D Lee. Learning hierarchical polynomials with three-layer neural networks. *arXiv preprint arXiv:2311.13774*, 2023.
- Kenneth G Wilson. Renormalization group and critical phenomena. ii. phase-space cell analysis of critical behavior. *Physical Review B*, 4(9):3184, 1971.
- Lechao Xiao, Hong Hu, Theodor Misiakiewicz, Yue Lu, and Jeffrey Pennington. Precise learning curves and higher-order scalings for dot-product kernel regression. *Advances in Neural Information Processing Systems*, 35:4558–4570, 2022.
- Chiyuan Zhang, Samy Bengio, Moritz Hardt, Benjamin Recht, and Oriol Vinyals. Understanding deep learning (still) requires rethinking generalization. *Communications of the ACM*, 64(3):107–115, 2021.

A Proofs of the main Results

A.1 Proof Sketch

We prove each of the three parts of Theorem 1 in succession. We outline the proof for each of these parts below:

Part (i):

- (i) The asymptotic composition of Hermite polynomials allows us to decompose the Hermite decomposition of $f^*(\mathbf{x})$ along Hermite polynomials applied to $W^*\mathbf{x}$.
- (ii) The leading order term in the Hermite-decomposition $f^*(\mathbf{x})$ lies along $\text{He}_2(W^*\mathbf{x})$, which contributes a linear drift to the dynamics of each neuron in W_1 , with the direction of the drift for neuron i given by $u_i^* = W^*(W^*)^\top w_i^0$, i.e the initial direction of w_i 's projection onto W^* .
- (iii) We show that the neuron $w^{(t)}$ remains approximately isotropic w.r.t the rows of W^*
- (iv) Under the above isotropy and due to $d^{\epsilon_1} \gg 1$, we show that the above linear term dominates throughout the weak-recovery and subsequent states of the dynamics.
- (v) As a consequence, each neuron in W_1 evolves primarily along u_i^* , with the noise controlled through the choice of batch-size. A stopping-time based analysis then yields $w_i^{(t)} \rightarrow u_i^*$.
- (vi) For subsequent use in part (ii) however, we require finer control over the distribution of $w_i^{(t)}$ and its residual terms.
- (vii) Inductively, we show that the distribution of $w_i^{(t)}$ conditioned on a suitable stopping-time is approximately $U(S_1(d))$ and maintains hypercontractivity.

Part (ii):

- (i) Through results established in Part (i), we show that distribution of the updated weights W_1 approximately maintains hypercontractivity for the eigenfunctions of the random-features Kernel associated to the features $\sigma(XW_1^\top)$. This ensures the concentration of the associated sample covariances.
- (ii) Upon establishing concentration and spherical approximation along the subspace corresponding to W^* , through an analysis similar to Mei et al. [2022b], we show that the feature matrix $Z = \sigma(XW^\top)$ contains $\Theta(d^k)$ spikes with diverging eigenvalues and an isotropic bulk with eigenvalues $O(1)$.
- (iii) Under $n, p_2 \gg \Theta(d^{k\epsilon_1})$, we show that these spikes suffice for the pre-conditioned update

$$-\eta \left(\frac{1}{n} \sigma(W_1 X^\top)^\top (\sigma(W_1 X)^\top)^{-1} \nabla_{W_2} \mathcal{L}, \right.$$

to approximate $f^*(x)$ upto degree k -components. As a result, we obtain the recovery of $h^*(\mathbf{x})$ through $h^2(\mathbf{x})$

Part (iii): Finally, fitting the target $f^*(x)$ upon training \mathbf{w}_3 follows through universality of the random features Kernel associated with $\sigma(\cdot)$ and perturbation of the Kernel regression operators.

A.2 Preliminaries

A.2.1 Stochastic Domination

Throughout the analysis, much of our probabilistic error bounds will take the following form, which are standard for functions of random variables with finite Orlicz-norm such as sub-Gaussian/sub-Exponential random variables:

$$\Pr \left[|X|_d \geq C \frac{(\log d)^k}{d^m} \right] \leq e^{-c(\log d)^m}, \quad (26)$$

for some constants $m > 1, k > 0, c > 0$. A slightly weaker form of the bound takes the form:

$$\Pr \left[|X|_d \geq C \frac{1}{d^{m-\delta}} \right] \leq \frac{1}{d^k}, \quad (27)$$

for any $\delta > 0$ and $k \in \mathbb{N}$. To concisely represent such bounds, we use the following notation:

Definition 2. [Stochastic dominance [Lu and Yau, 2022]] We say that a sequence of real or complex random variables X_d in a normed space is stochastically dominated by another sequence Y_d in the same space if for all $\epsilon > 0$ and k , the following holds for large enough d :

$$\Pr[\|X\|_d > d^{\epsilon_1}\|Y\|_d] \leq d^{-k}. \quad (28)$$

We denote the above relation through the following notation:

$$X = \mathcal{O}_{\prec}(Y). \quad (29)$$

Through a union bound, we obtain that \mathcal{O}_{\prec} is closed under addition, multiplication, i.e $X_1 = \mathcal{O}_{\prec}(Y_1)$ and $X_2 = \mathcal{O}_{\prec}(Y_2)$ imply that:

$$X_1 + X_2 = \mathcal{O}_{\prec}(Y_1 + Y_2), \quad (30)$$

and:

$$X_1 X_2 = \mathcal{O}_{\prec}(Y_1 Y_2), \quad (31)$$

Furthermore, due to the flexibility of setting an arbitrarily large k in Eq. (28), we observe that stochastic dominance is closed under unions of polynomially many events in d .

We will often exploit this while taking unions over $p = \mathcal{O}(d)$ neurons and $n = \mathcal{O}(d)$ samples. Furthermore, \prec absorbs polylogarithmic factors i.e:

$$X = \mathcal{O}_{\prec}(Y) \implies X = \mathcal{O}_{\prec}(\text{polylog}(d)Y), \quad (32)$$

subsumes exponential tail bounds of the form:

$$\Pr[X_d > tY_d] \leq e^{-t^\alpha}, \quad (33)$$

for some $\alpha > 0$, as well as polynomial tails of arbitrarily large degree:

$$\Pr[X_d > tY_d] \leq \frac{C_k}{t^k}, \quad (34)$$

for some sequence of constants C_k dependent on k .

The above bounds directly translate to the following control over moments:

Proposition 1. Let X_d, Y_d denote two sequences of random variables with:

$$X = \mathcal{O}_{\prec}(Y), \quad (35)$$

then for any $q \in \mathbb{N}$ and $\delta > 0$:

$$\mathbb{E}[\|X\|^q]^{1/q} \leq d^\delta \mathbb{E}[\|Y\|^q]^{1/q} \quad (36)$$

Proposition 2. The above proposition follows directly through the following decomposition:

$$\mathbb{E}[\|Y\|^q]^{1/q} = \mathbb{E}[\|Y\|^q \mathbf{1}_{\|X\| \leq d^\delta \|Y\|}]^{1/q} + \mathbb{E}[\|Y\|^q \mathbf{1}_{\|X\| > d^\delta \|Y\|}]^{1/q}, \quad (37)$$

where $\mathbf{1}$ denotes the indicator function. Using the property $\mathbb{E}[Z] = \int_{s=0}^{\infty} \Pr[Z > s] ds$, the second term is bounded by $\frac{1}{d^\delta}$ for any k and large enough d .

Asymptotic notation: In light of the above proposition, throughout the subsequent sections, we use the notation $\tilde{\mathcal{O}}$ to denote deterministic asymptotic bounds upto factors d^δ for arbitrarily small $\delta > 0$ i.e:

$$f(d) = \tilde{\mathcal{O}}(g(d)), \quad (38)$$

if for any $\delta > 0$, $f(d) \leq d^\delta g(d)$ for large enough d

Through a standard application of the Lindeberg exchange technique Chatterjee [2006], Van Handel [2014], we further have the following useful estimate:

Lemma 1 (Non-asymptotic CLT -bound). Let $X_1, \dots, X_n \in \mathbb{R}$ be n i.i.d random variables satisfying $X_i = \mathcal{O}_{\prec}(1)$. Then, for any function pseudo-lipschitz function $q : \mathbb{R} \rightarrow \mathbb{R}$ of order k and any $\delta > 0$:

$$\left| \mathbb{E} \left[q \left(\frac{1}{\sqrt{d}} \left(\sum_{i=1}^d X_i \right) \right) \right] - \mathbb{E}_{z \sim \mathcal{N}(0,1)} [q(z)] \right| \leq c_1 \sqrt{d} |\mathbb{E}[X]| + c_2 \left| \mathbb{E}[X]^2 - 1 \right| + \frac{c_3}{d^{3/2-\delta}} \mathbb{E}[|X|^3], \quad (39)$$

where c_1, c_2 denote constants dependent only on q .

A.2.2 Orthogonal Polynomials and Spherical Harmonics

Hermite Polynomials:

Definition 3 (Hermite decomposition). *Let $f : \mathbb{R}^m \rightarrow \mathbb{R}$ be a function that is square integrable w.r.t the Gaussian measure. There exists a family of tensors $(C_j(f))_{j \in \mathbb{N}}$ such that $C_j(f)$ is of order j and for all $\mathbf{x} \in \mathbb{R}^m$,*

$$f(\mathbf{x}) = \sum_{j \in \mathbb{N}} \langle C_j(f), \mathcal{H}_j(\mathbf{x}) \rangle \quad (40)$$

where $\mathcal{H}_j(\mathbf{x})$ is the j -th order Hermite tensor [Grad, 1949].

Gegenbauer and Associated Laguerre polynomials Let $\mathbf{w} \sim U(\mathcal{S}^{d-1}(\sqrt{d}))$ denote a random variable distributed uniformly on the sphere in \mathbb{R}^d of radius \sqrt{d} . Let μ_d denote the associated push-forward measure of the projection $\sqrt{d}\langle \mathbf{w}, \mathbf{e}_1 \rangle$. The Gegenbauer polynomials $Q_\ell^d(\cdot)$ Ghorbani et al. [2020] for $\ell \in \mathbb{N}$ form an orthonormal basis w.r.t $L^2(\mu_d)$ with $Q_\ell^d(\cdot)$ being a polynomial of degree ℓ . Therefore, for any $f \in L^2(\mu_d)$ and $v \in \mathbb{R}^d$ with $\|v\| = 1$, the following decomposition exists:

$$f(\sqrt{d}\langle \mathbf{v}, \mathbf{w} \rangle) = \sum_{k=0}^{\infty} \nu_{d,k} Q_k^d(\sqrt{d}\langle \mathbf{v}, \mathbf{w} \rangle) \quad (41)$$

Next, suppose that $\mathbf{x} \sim \mathcal{N}(\mathbf{0}, \mathbf{I}_d)$. Let τ_d denote the associated pushforward measure of $\|x\|^2$. Then, the associated Laguerre polynomials $l_k^d(\cdot)$ form an orthonormal basis w.r.t τ_d [Arfken et al., 2011].

Spherical Harmonics Recall that any inner-product Kernel can be diagonalized w.r.t $L_2(U(\mathcal{S}^{d-1}(\sqrt{d})))$ along the basis of spherical Harmonics $\{Y_{\ell,k}\}_{\ell \in [B(d,k)], k \in \mathbb{N}}$, where $B(d,k)$ denotes the number of spherical harmonics of degree k , satisfying $B(d,k) = \Theta(d^k)$:

$$K(\mathbf{x}, \mathbf{x}') = \sum_{k=0}^{\infty} \lambda_k \sum_{l=1}^{n_k} Y_{l,k}(\mathbf{x}) Y_{l,k}(\mathbf{x}'), \quad (42)$$

where λ_k denotes the eigenvalue of K w.r.t the k -degree spherical harmonics $Y_{l,k}(\mathbf{x})$. [Ghorbani et al., 2021].

The Spherical Harmonics are related to the Gegenbauer polynomials through the following identity:

Proposition 3. *For any $\mathbf{w}_1, \mathbf{w}_2 \sim U(\mathcal{S}^{d-1}(\sqrt{d}))$:*

$$Q_k^d(\langle \mathbf{w}_1, \mathbf{w}_2 \rangle) = \frac{1}{B(d,k)} \sum_{\ell=1}^{B(d,k)} Y_{\ell,k}(\mathbf{w}_1) Y_{\ell,k}(\mathbf{w}_2) \quad (43)$$

We next recall that the Gaussian measure $\mathcal{N}(\mathbf{0}, \mathbf{I}_d)$ admits the following tensor product decomposition:

$$\mathcal{N}(\mathbf{0}, \mathbf{I}_d) = \chi^2(\|x\|^2) \otimes U(\mathcal{S}^{d-1}(\sqrt{d})), \quad (44)$$

where $U(\mathcal{S}^{d-1}(\sqrt{d}))$ denotes the uniform measure on sphere of radius \sqrt{d}

The above tensor product decomposition naturally relates the Hermite orthonormal basis w.r.t the Gaussian measure against the product of radial functions and Gegenbauer polynomials. In particular, we have the following relation:

Proposition 4. *For any $k \in \mathbb{N}$, the k -th-degree Hermite polynomial lies in the subspace spanned by functions of the form:*

$$f\left(\frac{\|x\|^2 - 1}{\sqrt{d^{\epsilon_1}}}\right) Y_{\ell,j}(\sqrt{d}\mathbf{x}/\|x\|), \quad (45)$$

with $0 < j \leq k$.

Proof. Recall that $Y_{\ell,j}(\sqrt{d}\mathbf{x}/\|x\|)$ are homogenous polynomials of degree j . Upon restriction to the sphere of radius $\|x\|$, $\text{He}_k(\mathbf{x})$ is a polynomial of degree at-most k . Therefore, by Fubini's theorem, we obtain:

$$\mathbb{E} \left[f\left(\frac{\|x\|^2 - 1}{\sqrt{d^{\epsilon_1}}}\right) Y_{\ell,j}(\sqrt{d}\mathbf{x}/\|x\|) \text{He}_k(\mathbf{x}) \right] = 0, \quad (46)$$

for $j > k$. □

Proposition 5. For any $k > 2$ and polynomial $q(x)$:

$$\mathbb{E} \left[\frac{\frac{1}{\sqrt{d^{\epsilon_1}}} n \sum_{i=1}^{\sqrt{d^{\epsilon_1}}} \langle w_i^*, \mathbf{x} \rangle^2 - 1}{\sqrt{d^{\epsilon_1}}} q\left(\frac{1}{\sqrt{d^{\epsilon_1}}} n \sum_{i=1}^{\sqrt{d^{\epsilon_1}}} \text{He}_k(\langle w_i^*, \mathbf{x} \rangle)\right) \right] = \mathcal{O}\left(\frac{1}{\sqrt{d^{\epsilon_1}}}\right) \quad (47)$$

Proof. The above is a direct consequence of Lemma 1 applied to the random variables $(\text{He}_2(\langle w_i^*, \mathbf{x} \rangle), \text{He}_k(\langle w_i^*, \mathbf{x} \rangle)) \in \mathbb{R}^2$, whose higher-moments are bounded by Gaussian hypercontractivity (Lemma 5). \square

We utilize Gegenbauer polynomials and spherical Harmonics primarily due to the absence of results on eigenvectors of inner-product Kernel matrices under polynomial scalings. This is also the primary bottleneck towards the extension of our theory to multiple layers. Essentially, our analysis relies on showing the concentration of the sample-covariance matrix to the population covariance matrix along the degree- k components.

A.2.3 Spectral Norm of a tensor

Definition 4. For a symmetric positive-definite tensor $T \in \mathbb{R}^{d \otimes k}$ of order k , we define the spectral norm of T as follows:

$$\|T\|_2 = \sup_{x \in \mathbb{R}^d, \|x\|=1} \left| \langle x^{\otimes k}, T \rangle \right| \quad (48)$$

A.2.4 Hermite-tensors and Gaussian-inner Products

We denote by He_k for $k \in \mathbb{N}$ the normalized Hermite-polynomials forming an orthonormal basis w.r.t $L^2(\gamma)$. For any $f \in L^2(\gamma)$, we have:

$$f(z) = \sum_{k=0}^{\infty} \mu_k \text{He}_k(z). \quad (49)$$

The Hermite tensors result in the following generalization of the above decomposition:

Proposition 6. Let γ_m denote the m -dimensional Gaussian measure. For any $f, g : \mathbb{R}^m \rightarrow \mathbb{R} \in \ell^2(\mathbb{R}^m, \gamma_m)$, let $C_k(f)$ denote the k _{th}-order Hermite-tensor, defined as:

$$C_k(f) := \mathbb{E}_{z \sim \gamma_m} [f(\mathbf{z}) \text{He}_k(\mathbf{z})] = \mathbb{E}_{z \sim \gamma_m} [\nabla^k f(z)], \quad (50)$$

where $\text{He}_k(\mathbf{z})$ denotes the k _{th}-order Hermite tensor on \mathbb{R}^m . Then:

$$\langle f, g \rangle_\gamma = \sum_{k \in \mathbb{N}} \langle C_k(f), C_k(g) \rangle. \quad (51)$$

A.2.5 Compact Self-Adjoint Operators

We collect here the following well-known properties of bounded linear operators on a Hilbert space $L^2(\mu)$ [Axler, 2020]:

Proposition 7. Let $A : L^2(\mu, \Omega) \rightarrow L^2(\mu, \Omega)$ denote a bounded-linear operator on a hilbert space $L^2(\mu)$. Then:

- (i) If A is compact, self-adjoint then A can be diagonalized along a countable-basis of eigenvectors.
- (ii) Suppose that μ is σ -finite, then any integral operator $I(x, y) : \omega \times \omega \rightarrow \mathbb{R}$ with $\|I(x, y)\|_{L^2(\mu) \times L^2(\mu)} < \infty$ is compact
- (iii) For a symmetric integral operator $\|I(x, y)\|_{L^2(\mu) \times L^2(\mu)} < \infty$:

$$\int I(x, y) d\mu(\omega \times \omega) = \sum_k \lambda_k, \quad (52)$$

where $\{\lambda_k\}$ denote the eigenvalues associated with $I(\cdot, \cdot)$.

A.2.6 Concentration in Orlicz-spaces

Definition 5. For any $\alpha \in \mathbb{R}$, define $\psi_\alpha(x) = e^{x^\alpha} - 1$. The Orlicz norm for a real random variable X ; $\|X\|_{\psi_\alpha}$ is defined as

$$\|X\|_{\psi_\alpha} = \inf \left\{ t > 0 : \mathbb{E} \left[\psi_\alpha \left(\frac{|X|}{t} \right) \right] \leq 1 \right\} \quad (53)$$

Random variables exhibiting suitable bounds on orlicz norms of finite-order exhibit the following concentration inequality:

Theorem 3 (Theorem 6.2.3 in ?). Let X_1, \dots, X_n be n independent random variables with zero mean and second moment $\mathbb{E}X_i^2 = \sigma_i^2$. Then,

$$\left\| \sum_{i=1}^n X_i \right\|_{\psi_\alpha} \leq K_\alpha \log(n)^{1/\alpha} \left(\sqrt{\sum_{i=1}^n \sigma_i^2} + \max_i \|X_i\|_{\psi_\alpha} \right) \quad (54)$$

A.3 Useful Preliminary Results

A central result underlying our analysis for part (ii) of Theorem 1, based on Mei and Montanari [2022] is the following matrix-concentration bound for matrices with independent heavy-tailed rows:

Lemma 2 (Theorem 5.48 in Vershynin [2010]). Let $A \in \mathbb{R}^{p \times n}$ be a random matrix with independent rows $a_i \in \mathbb{R}^n$ with covariance $\mathbb{E}[a_i a_i^\top] = \Sigma_a$ and $\mathbb{E}[\max_{i \leq p} \|a_i\|_2^2] \leq m(d)$. Then:

$$\mathbb{E} \left[\left\| \frac{1}{n} A^\top A - \Sigma_a \right\| \right] \leq \max(\|\Sigma_a\|, \delta, \delta^2), \quad (55)$$

where $\delta = C \sqrt{m \frac{\log(\min(n,p))}{p}}$.

Lemma 3 (Weyl's inequality). For any $A, B \in \mathbb{R}^{m \times n}$, for all $i \in \mathbb{N}$ with $i \leq \min(m, n)$:

$$|\sigma_i(A) - \sigma_i(B)| \leq \|A - B\| \quad (56)$$

Lemma 4 (Resolvent Identity). Let, $A, B \in \mathbb{R}^{p \times p}$ be two invertible matrices, then:

$$A^{-1} - B^{-1} = A^{-1}(B - A)B^{-1}. \quad (57)$$

Our next central tool that will be utilized frequently throughout our analysis is the hypercontractivity w.r.t the Gaussian measure:

Lemma 5 (Gaussian Hypercontractivity, Proposition 5.48. in Aubrun and Szarek [2017]). For any polynomial $q : \mathbb{R}^d \rightarrow \mathbb{R}$ of degree k and any $p \in \mathbb{N}$, $p \geq 2$:

$$\|q(z)\|_{p, \gamma^d} \leq (p-1)^k \|q(z)\|_{2, \gamma^d}, \quad (58)$$

where γ^d denotes the standard Gaussian measure on \mathbb{R}^d and $\|q(z)\|_{p, \gamma}$ denotes the p -norm:

$$\|q(z)\|_{p, \gamma} := \mathbb{E}_{z \sim \gamma} \left[|q(z)|^p \right]^{\frac{1}{p}} \quad (59)$$

Proposition 8. Let $z \sim \mathcal{N}(0, \mathbf{I}_d)$ denote a d -dimensional Gaussian vectors. Suppose that X_1, \dots, X_k denote i.i.d random variables obtained by applying a fixed polynomial of degree $p \in \mathbb{N}$. Then:

$$\frac{1}{\sqrt{k}} \left(\sum_{i=1}^k X_i \right) = \mathcal{O}_{\prec} \left(\sqrt{k \mathbb{E}[X^2] + k(k-1) \mathbb{E}[X]^2} \right). \quad (60)$$

Proof. Since $q(z) = \frac{1}{\sqrt{k}}(\sum_{i=1}^k X_i)$ is a polynomial in z with finite degree p , Lemma 5 implies that its higher-order moments are bounded as $\|q(x)\|_p \leq C_p \|q(x)\|_2$. The result then follows by noting that:

$$\mathbb{E} [q(z)^2]^{1/2} = \sqrt{k\mathbb{E} [X]^2 + k(k-1)|\mathbb{E} [X]|^2} \quad (61)$$

□

Lemma 6 (Discrete Gronwall). *Let a_t, b_t, c_1^t, c_2^t be non-negative sequences satisfying:*

$$a_{t+1} \geq a_t + c_1^t a_t + c_2^t b_t, \quad (62)$$

then, for any $t \in \mathbb{N}$:

$$a_{t+1} \geq \prod_{s=1}^t (1 + c_1^s) a_0 + \sum_{j=1}^{t-1} \prod_{s=1}^j (1 + c_1^s) c_2 b_j \quad (63)$$

We analogously have the corresponding upper bound i.e

$$a_{t+1} \leq a_t + c_1^t a_t + c_2^t b_t, \quad (64)$$

implies that:

$$a_{t+1} \leq \prod_{s=1}^t (1 + c_1^s) a_0 + \sum_{j=1}^{t-1} \prod_{s=1}^j (1 + c_1^s) c_2 b_j \quad (65)$$

A.4 Full Algorithm

We describe the full algorithmic routine used in Theorem 1 in Algorithm 1.

A.5 Leveraging Asymptotic Gaussianity

A crucial property of the non-linear feature $h^*(\mathbf{x})$ that we leverage is its asymptotic Gaussianity, not only w.r.t their marginals but w.r.t propagation to the lower-level features. Specifically, building on Wang et al. [2023], we show that the high Hermite-degree functions of $h_m^*(\mathbf{x})$ do not propagate projections along low Hermite-degree functions of $W^* \mathbf{x}$. To show this, we provide an inductive proof inspired by the combinatorial approach developed in Wang et al. [2023], wherein the (entropically) dominant contributions in $(h_m^*(\mathbf{x}))^k$ arise from terms having the lowest degrees in $\text{He}_j(\langle w^*, \mathbf{x} \rangle)$.

Proposition 9. *For any $\epsilon_1 > 0$, and $k \in \mathbb{N}$, let $h_*(\mathbf{x})$ for $\mathbf{x} \in \mathbb{R}^d$ denote a non-linear feature of the form:*

$$h_*(\mathbf{x}) = \frac{1}{\sqrt{d^{\epsilon_1}}} \sum_{i=1}^{d^{\epsilon_1}} P_k(\langle w_i^*, \mathbf{x} \rangle), \quad (66)$$

where P_k denote polynomials of degree k satisfying $\mathbb{E}_{z \sim \mathcal{N}(0,1)} [P_k(z)] = 0$ and $\mathbb{E}_{z \sim \mathcal{N}(0,1)} [P_k(z)z] = 0$

Denote by S the set of indices in $[d^{\epsilon_1}]$ and by $\Gamma_m(S)$ the set of all m -permutations in S consisting of distinct values.

Then, the following holds for any $m \in \mathbb{N}$:

$$\text{He}_m(h_*(\mathbf{x})) = \frac{1}{m\sqrt{d^{m\epsilon_1}}} \sum_{s \in \Gamma_m(S)} \prod_{s_i} P_k(\langle w_{s_i}^*, \mathbf{x} \rangle) + r_m(\mathbf{x}) = \mathcal{O}_{\prec}(1), \quad (67)$$

where $r_m(\mathbf{x})$ satisfies:

(i)

$$r_m(\mathbf{x}) = \mathcal{O}_{\prec}\left(\frac{1}{\sqrt{d^{\epsilon_1}}}\right). \quad (68)$$

(ii) *For any $k \in \mathbb{N}$ and $v \in \mathbb{R}^d$:*

$$\left\| \mathbb{E} [C_k(r_m(\mathbf{x})) \text{He}_{k-1}(\langle \mathbf{v}, \mathbf{x} \rangle) \mathbf{x}] \right\|_2 = \tilde{\mathcal{O}}\left(\frac{1}{\sqrt{d^{\epsilon_1}}} \left(\max_{i \in [d^{\epsilon_1}]} |\langle \mathbf{w}_i^*, \mathbf{v} \rangle|\right)^{k-1}\right), \quad (69)$$

for some $\tilde{\delta} > 0$,

Algorithm 1 Layer-Wise Training for a Three-Layer Network

Input: Training data \mathcal{D} , mini-batch sizes n_1, n_2 , learning rates η_1, η_2 , ridge regularization λ , iteration steps T_1 .

Initialize:

$$\begin{aligned} W_i^{(1)} &\stackrel{\text{i.i.d.}}{\sim} U(\mathcal{S}^{d-1}(1)) \text{ for } i \in [p_1] \\ W^{(2)} &\leftarrow \mathbf{I}_{p_2 \times d} \\ (b^{(1)}, b^{(2)}) &\leftarrow \mathbf{0}_{p_1 \times p_2}. \end{aligned}$$

Layer 1 updates (correlation loss with spherical projections):

$$\hat{f}(\mathbf{x}) := \hat{f}_\theta(\mathbf{x}) = \mathbf{w}_3^\top \sigma(W_2 \sigma(W_1 \mathbf{x}))$$

$$\mathcal{L} : \mathbb{R}^d \times \mathbb{R} \rightarrow \mathbb{R} \leftarrow \mathcal{L}(\mathbf{x}, y) := -y \hat{f}(\mathbf{x}) \text{ (Set loss } \mathcal{L} \text{ to correlation loss)}$$

for $t = 1$ to T_1 **do**

 Sample mini-batch $X, \mathbf{y} \subset \mathcal{D}$ of size n_1

For each neuron j in layer 1:

$$\tilde{W}_j^{(1)} \leftarrow W_j^{(1)} - \eta_1 \nabla_{W_j^{(1)}} \mathcal{L}(X, y) (\mathbf{I}_d - (W_j^{(1)})(W_j^{(1)})^\top)$$

$$W_j^{(1)} \leftarrow \frac{1}{\|W_j^{(1)}\|} \tilde{W}_j^{(1)}$$

end for

Fix layer 1, update layer 2:

Re-initialize $W^{(2)} \rightarrow \mathbf{0}_{p_2 \times p_1}$

Sample mini-batch $X, \mathbf{y} \subset \mathcal{D}$ of size n_2

$$W_2 \leftarrow \left(\frac{1}{n} \sigma(W_1 X^\top)^\top (\sigma(W_1 X)^\top) \right)^{-1} \nabla_{W_2} \mathcal{L}$$

Fix layers 1,2, solve for $W^{(3)}$ via ridge regression:

Sample mini-batch $X, \mathbf{y} \subset \mathcal{D}$ of size n_3

Form design matrix H :

For each (x, y) **in** \mathcal{D} :

$$h_1 \leftarrow \sigma(W^1 x + b^{(1)})$$

$$h_2 \leftarrow \sigma(W^2 h_1 + b^{(2)})$$

$$H_{(x,:)} \leftarrow [h_2]^\top, \quad Y_x \leftarrow y$$

Solve:

$$W^{(3)} \leftarrow (H^\top H + \lambda I)^{-1} H^\top Y$$

where recall that $\tilde{\mathcal{O}}$ subsumes factors of the form d^δ for arbitrarily small $\delta > 0$.

The above set of properties characterize, in particular the projections onto Hermite-polynomials of \mathbf{x} of non-linear functions applied to $h^*(\mathbf{x})$

Proof. The proof proceeds by induction. Similar to Wang et al. [2023], the central idea is to utilize the fact that the Hermite-degree is additive for products of terms dependent on orthogonal subspaces. The entropically-dominant terms in $\text{He}_p(h_\star(\mathbf{x}))$ arise from products of $\langle w_i^*, \mathbf{x} \rangle, \langle w_j^*, \mathbf{x} \rangle$ for $i \neq j$ contributing a leading Hermite-degree of dk .

We show inductively that Equation 67 holds for any $m \in \mathbb{N}$.

The base case $m = 1$ holds trivially. Suppose that the statement holds for some $m \in \mathbb{N}$. Recall that the (normalized) Hermite polynomials satisfy the following recursion:

$$\text{He}_{m+1}(x) = x \sqrt{\frac{m}{m+1}} \text{He}_m(x) - m \sqrt{\frac{m-1}{m+1}} \text{He}_{m-1}(x). \quad (70)$$

Applying the above relation with $x = h_\star(\mathbf{x})$ yields:

$$\text{He}_{m+1}(h_\star(\mathbf{x})) = \sqrt{\frac{m}{m+1}} \left(\frac{1}{\sqrt{d^{\epsilon_1}}} \sum_{i=1}^{d^{\epsilon_1}} P_k(z) \text{He}_m(h_\star(\mathbf{x})) \right) - m \sqrt{\frac{m-1}{m+1}} \text{He}_{m-1}(h_\star(\mathbf{x})) \quad (71)$$

The induction hypothesis on $\text{He}_m(h_\star(\mathbf{x}))$, then implies:

$$\text{He}_m(h_\star(\mathbf{x})) = \sqrt{\frac{m}{m+1}} \frac{1}{\sqrt{d^{\epsilon_1}}} \sum_{i=1}^{d^{\epsilon_1}} \text{P}_k(\langle w_i^\star, \mathbf{x} \rangle) \left(\frac{1}{\sqrt{m d^{m \epsilon_1}}} \sum_{s \in \Gamma_m(S)} \prod_{s_i} \text{P}_k(\langle w_{s_i}^\star, \mathbf{x} \rangle) + r_m(\mathbf{x}) - m \sqrt{\frac{m-1}{m+1}} \text{He}_{m-1}(h_\star(\mathbf{x})) \right) \sqrt{\frac{m-1}{m+1}} \text{He}_{m-1}(h_\star(\mathbf{x})) \quad (72)$$

The first term splits into two components depending on whether $i \in s$ or $i \notin s$:

$$\begin{aligned} \text{He}_m(h_\star(\mathbf{x})) &= \sum_{i=1}^{d^{\epsilon_1}} (\text{P}_k(\langle w_i^\star, \mathbf{x} \rangle))^2 \left(\frac{1}{\sqrt{(m+1)d^{(m+1)\epsilon_1}}} \sum_{s \in \Gamma_{m-1}(S/i)} \prod_{s_i} \text{P}_k(\langle w_{s_i}^\star, \mathbf{x} \rangle) \right) \\ &+ \left(\frac{1}{\sqrt{(m+1)d^{(m+1)\epsilon_1}}} \sum_{s \in \Gamma_{m+1}(S)} \prod_{s_i} \text{P}_k(\langle w_{s_i}^\star, \mathbf{x} \rangle) \right) - m \sqrt{\frac{m-1}{m+1}} \text{He}_{m-1}(h_\star(\mathbf{x})) + \mathcal{O}_\prec\left(\frac{1}{\sqrt{d^{\epsilon_1}}}\right), \end{aligned} \quad (73)$$

where we used that $\sum_{i=1}^{d^{\epsilon_1}} \frac{1}{\sqrt{d^{\epsilon_1}}} \text{P}_k(\langle w_i^\star, \mathbf{x} \rangle) r_m(\mathbf{x}) = \mathcal{O}_\prec\left(\frac{1}{\sqrt{d^{\epsilon_1}}}\right)$ through the closure under-multiplication of $\mathcal{O}_\prec(\cdot)$ and Lemma 8. The second term is exactly the desired expression for $\text{He}_m(h^\star(\mathbf{x}))$ in Equation 67.

Next, we rewrite the first term as:

$$\underbrace{\sum_{i=1}^{d^{\epsilon_1}} \left(\frac{1}{\sqrt{(m+1)d^{(m+1)\epsilon_1}} \sum_{s \in \Gamma_{m-1}(S/i)} \prod_{s_i} \text{P}_k(\langle w_{s_i}^\star, \mathbf{x} \rangle) \right)}_{T_1} + \underbrace{\sum_{i=1}^{d^{\epsilon_1}} \left(\frac{1}{\sqrt{(m+1)d^{(m+1)\epsilon_1}} \left((\text{P}_k(\langle w_i^\star, \mathbf{x} \rangle))^2 - 1 \right) \sum_{s \in \Gamma_{m-1}(S/i)} \prod_{s_i} \text{P}_k(\langle w_{s_i}^\star, \mathbf{x} \rangle) \right)}_{T_2}. \quad (74)$$

By the induction hypothesis, T_1 cancels with $-m \sqrt{\frac{m-1}{m+1}} \text{He}_{m-1}(h_\star(\mathbf{x}))$ upto an error $\mathcal{O}_\prec\left(\frac{1}{\sqrt{d^\epsilon}}\right)$. It remains to show that T_2 is stochastically dominated as $\mathcal{O}_\prec\left(\frac{1}{\sqrt{d^\epsilon}}\right)$. To achieve this, we note by Gaussian hypercontractivity (Lemma 5), it suffices to bound the second-moment of T_2 . We have:

$$\begin{aligned} \mathbb{E} [T_2^2] &= \frac{1}{d^{(m+1)\epsilon_1}} \sum_{i=1}^{d^{\epsilon_1}} \left((\text{P}_k(\langle w_i^\star, \mathbf{x} \rangle))^2 - 1 \right) \sum_{s \in \Gamma_{m-1}(S/i)} \prod_{s_i} \text{P}_k(\langle w_{s_i}^\star, \mathbf{x} \rangle)^2 \\ &+ \frac{1}{d^{(m+1)\epsilon_1}} \sum_{i \neq j=1}^{d^{\epsilon_1}} \prod_{k=l} (\text{P}_k(\langle w_k^\star, \mathbf{x} \rangle)^3 - \text{P}_k(\langle w_k^\star, \mathbf{x} \rangle)) \sum_{s \in \Gamma_{m-2}(S/(i,j))} \left(\prod_{s_i} \text{P}_k(\langle w_{s_i}^\star, \mathbf{x} \rangle)^2 \right), \end{aligned}$$

where in the last line we used the fact that the cross-terms vanish for terms with $\text{He}_k(\langle w_{s_i}^\star, \mathbf{x} \rangle)$ appearing once. The desired bound is obtained by noting that by the inductive hypothesis:

$$\sum_{s \in \Gamma_{m-1}(S/i)} \prod_{s_i} \text{He}_k(\langle w_{s_i}^\star, \mathbf{x} \rangle) = \mathcal{O}_\prec(\sqrt{d^{(m-1)\epsilon_1}}). \quad (75)$$

Therefore the first term contributes d^{ϵ_1} terms of order $\mathcal{O}_\prec(d^{(m-1)\epsilon_1})$ while the second term consists of $d^{2\epsilon_1}$ terms of order $\mathcal{O}_\prec(d^{(m)\epsilon_1})$. Therefore, both the terms are entropically sub-dominant compared to the factor $\frac{1}{d^{(m+1)\epsilon_1}}$, yielding:

$$T_2 = \mathcal{O}_\prec\left(\frac{1}{\sqrt{d^{\epsilon_1}}}\right) \quad (76)$$

It remains to show statement (ii) (Equation 69). We first consider the residual term:

$$\sum_{i=1}^{d^{\epsilon_1}} \frac{1}{\sqrt{d^{\epsilon_1}}} \text{P}_k(\langle w_i^\star, \mathbf{x} \rangle) r_m(\mathbf{x}) \quad (77)$$

Recall that for any $v \in \mathbb{R}^d$ and any $r(\mathbf{x})$:

$$\mathbb{E} \left[\langle \nabla^k r(\mathbf{x}) v^{\otimes k} \rangle \right] = \mathbb{E} \left[r(\mathbf{x}) \text{He}_k(\langle \mathbf{x}, \mathbf{v} \rangle) \right]. \quad (78)$$

Therefore, by induction and the closure of stochastic domination under multiplication, the above term satisfies (ii).

For the remaining term T_2 , (ii) holds by noting that by Proposition 6, for each $i \in \sqrt{d^{\epsilon_1}}$, $\left\| \mathbb{E} [C_k(r_m(\mathbf{x}))\text{He}_{k-1}(\langle \mathbf{v}, \mathbf{x} \rangle)\langle \mathbf{x}, w_i^* \rangle] \right\|_2$ is a polynomial in $\{\langle w_i^*, v \rangle\}_{i \in \sqrt{d^{\epsilon_1}}}$ of degree at-least $k - 1$. Since $\{\langle \mathbf{x}, w_i^* \rangle\}$ are orthonormal functions:

$$\sum_{i=1}^{\sqrt{d^{\epsilon_1}}} \left\| \mathbb{E} [C_k(r_m(\mathbf{x}))\text{He}_{k-1}(\langle \mathbf{v}, \mathbf{x} \rangle)\langle \mathbf{x}, w_i^* \rangle] \right\|_2^2 \leq \left\| \mathbb{E} [C_k(r_m(\mathbf{x}))\text{He}_{k-1}(\langle \mathbf{v}, \mathbf{x} \rangle)] \right\|_2^2 = \tilde{O}\left(\frac{1}{d^{\epsilon_1}}\right) \quad (79)$$

□

A.6 Feature Learning by the First Layer

In this section, we analyze the dynamics of W_1 (part (i) of Theorem 1). In fact, for subsequent usage in the dynamics of W_2, w_3 , we require a stronger characterization of (i) of Theorem 1. To state the precise result, we first set up the required notation. Let $\mathcal{D}_t = \{X_t, \mathbf{y}_t\}$ denote the batch of samples at time-step t for $t \in \mathbb{N}$. Observe that under the correlation loss, and with $W_2 = \mathbb{I}$, each neuron w_i for $i \in [p]$ evolves independently. In-fact, the dynamics is equivalent to that of a two-layer network with modified activation $\tilde{\sigma} = \sigma(\sigma(\cdot))$

Therefore, the gradient descent dynamics on W_1 defines a stochastic mapping:

$$w^0 \rightarrow w^{(t)}, \quad (80)$$

applied to a random variable $w^0 \sim U(\mathcal{S}^{d-1}(1))$.

Let $\{\mathcal{F}_t\}_{t \in \mathbb{N}}$ denote the filtration generated by $\mathcal{D}_1, \mathcal{D}_2, \dots$. Let $U^* \in \mathbb{R}^d$ denote the subspace spanned by the teacher weights W^* . Define $u^* := \frac{P_{U^*} w_0}{\|P_{U^*} w_0\|}$ to be the unit-vector along $P_{U^*} w_0$. Our analysis proceeds by establishing the following:

- (i) The dynamics of $w^{(t)}$ is dominated by drift along the initial direction u^* .
- (ii) The overlap of $w^{(t)}$ along W^* grows linearly upto reaching a threshold $\kappa > 0$ and subsequently $w^{(t)}$ reaches overlap η in a constant number of iterations.
- (iii) The distribution of $w^{(t)}$ maintains isotropy and regularity of tails.

Let $\kappa > 0$ be fixed We introduce the following hitting time:

$$\tau_\kappa := \{\inf t : \langle u^*, w^{(t)} \rangle \geq 1 - \kappa\}. \quad (81)$$

The random variable w_κ then admits a regular conditional distribution w.r.t \mathcal{F}_t $\mu_\eta(\cdot|\mathcal{F}_t)$ [Klenke, 2013].

Suppose that each neuron for $i \in [p_1]$ in Algorithm 1 is stopped at τ_η as defined above. Then

Let $e_1, \dots, e_{d-d^{\epsilon_1}}$ denote a fixed basis for the complement of W^* . The main result of this section establishes points i – iii described above and constitutes the formal statement for part (i) of Theorem 1:

Theorem 4. *For any $0 < \kappa < 1$, let $\mu_\kappa(\cdot|X_1, X_2, \dots)$ denote the regular conditional measure over w_κ^τ conditioned on the sequence of datasets X_1, X_2, \dots associated with the natural filtration \mathcal{F}_t . Then, for any $k \in \mathbb{N}$, there exists a sequence of “high-probability” events $\mathcal{E} \in \cup_{t \geq 1} \{\mathcal{F}_t\}$ such that:*

- (i) $\Pr[\mathcal{E}] \geq 1 - \frac{C_k}{d^k}$ for some $C_k > 0$ and large enough d .
- (ii) For any $X_1, X_2, \dots \in \mathcal{E}$, the random variable $w \sim \mu_\eta(\cdot|X_1, X_2, \dots)$, satisfies the following with probability $1 - Ce^{-C \log d^2}$ as $d \rightarrow \infty$:

$$w_\kappa^\tau = \kappa^+ u^* + u_\perp + v, \quad (82)$$

where $\kappa^+ \geq \kappa$ and:

- (a) $u_\perp \in U^*, v \in U_\perp^*$.
- (b) $\|u_\perp\| = \mathcal{O}_<(\frac{1}{d^{\delta}})$.

$$(c) \quad \sup_{i \in d^{\epsilon_1}} |\langle w_\kappa^\tau, w_i^* \rangle| = O_{\prec} \left(\frac{1}{\sqrt{d^{\epsilon_1}}} \right). \quad (83)$$

and

$$\sup_{j \in [d-d^{\epsilon_1}]} |\langle w_\kappa^\tau, e_j \rangle| = O_{\prec} \left(\frac{1}{\sqrt{d}} \right). \quad (84)$$

(d) For any (deterministic) $w^* \in U^*$:

$$|\langle w^*, w_\kappa^\tau \rangle| = O_{\prec} \left(\frac{1}{\sqrt{d^{\epsilon_1}}} \right), \quad (85)$$

and for any $w_\perp \in U_\perp^*$:

$$|\langle w_\perp, w_\kappa^\tau \rangle| = O_{\prec} \left(\frac{1}{\sqrt{d}} \right). \quad (86)$$

(e)

$$\|v\| - |\langle w^0, v \rangle| = \mathcal{O}_{\prec} \left(\frac{1}{d^\delta} \right), \quad (87)$$

where $w^0 \sim U(S^{d-1}(1))$ denotes the initialization of the neuron.

Properties (c) stipulates that w_κ^τ remains approximately isotropic with well-behaved tails along a fixed basis of U^* and its complement. This is important for ensuring concentration of well-behaved functions of w_κ^τ in part (ii). Maintaining this property throughout the dynamics further leads to a control over the higher-order terms.

Corollary 1. Let w_κ^τ be as defined in Theorem 4. Then, $\exists \delta > 0$ and choice of step-size $\eta = \tilde{\eta} \sqrt{d^{\epsilon_1}}$ for some $\tilde{\eta} > 0$ such that:

$$\left\| \mathbb{E} \left[w_\kappa^\tau (w_\kappa^\tau)^\top \right] - \kappa \frac{1}{\sqrt{d^{\epsilon_1}}} - \sqrt{1 - \kappa^2} \frac{1}{\sqrt{d - d^{\epsilon_1}}} \right\| = \mathcal{O} \left(\frac{1}{d^\delta} \right) \quad (88)$$

A.7 Form of the Update

Under the initialization $W_2 = \mathbf{I}_p, b_1, b_2 = \mathbf{0}, w_3 = \mathbf{0}$, for any $i \in [p_1]$, the update to any neuron w in W_1 can be expressed as:

$$\begin{aligned} \tilde{w}^t &= w^t + (\mathbf{I}_d - (\mathbf{w}_t)(\mathbf{w}_t)^\top) \eta \frac{1}{n} \sum_{i=1}^n f^*(\mathbf{x}_i) \tilde{\sigma}'(\langle w^t, \mathbf{x}_i \rangle) \mathbf{x}_i \\ &= w^{t+1} = \frac{1}{\|\tilde{w}^t\|_2} \tilde{w}^t \end{aligned} \quad (89)$$

In what follows, we denote the gradient update as:

$$g^t := \frac{1}{n} \sum_{i=1}^n \sigma f^*(\mathbf{x}_i^t) \tilde{\sigma}'(\langle w^t, \mathbf{x}_i \rangle) \langle w^{(t)}, \mathbf{x}_i^t \rangle \mathbf{x}_i^t, \quad (90)$$

and its corresponding spherical version as:

$$g_\perp^t := g^t (\mathbb{I} - (w^{(t)})(w^{(t)})^\top), \quad (91)$$

where we recall that $\|w^{(t)}\| = 1$ by the spherical constraint.

Applying the Hermite decomposition to $f^*(\mathbf{x})$ and utilizing the composition of Hermite-coefficients established in Proposition 9 results in the following expansion for the gradient:

Lemma 7. Let C_k^* for $k \in \mathbb{N}$ denote the k th-order Hermite tensor of $f^*(z)$ and let $\{c_k\}_{k=1}^\infty$ be the Hermite coefficients of $\tilde{\sigma}(\cdot)$. Then:

$$\mathbb{E}[g_\perp^t] = (\mathbf{I}_d - (\mathbf{w}_t)(\mathbf{w}_t)^\top) \frac{1}{\sqrt{p}} \left(\sum_{k=0}^{\infty} c_{k+1} C_{k+1}^* \times_{1\dots k} (\mathbf{w}^t)^{\otimes k} \right) \quad (92)$$

Proof. The above is a direct consequence of Stein's Lemma applied to $\mathbb{E}[\mathbf{g}^t]$:

$$\begin{aligned}\mathbb{E}\left[\mathbf{x}\tilde{\sigma}'(\langle \mathbf{w}, \mathbf{x} \rangle) f^*(\mathbf{x})\right] &= \mathbb{E}\left[\nabla_{\mathbf{x}}\sigma'(\langle \mathbf{w}, \mathbf{x} \rangle) f^*(\mathbf{x})\right] + \mathbb{E}\left[\tilde{\sigma}'(\langle \mathbf{w}, \mathbf{x} \rangle) \nabla_{\mathbf{x}} f^*(\mathbf{x})\right] \\ &= \mathbf{w}\mathbb{E}\left[\tilde{\sigma}''(\langle \mathbf{w}, \mathbf{z} \rangle) f^*(\mathbf{z})\right] + \mathbb{E}\left[\sigma'(\langle \mathbf{w}, \mathbf{x} \rangle) \nabla_{\mathbf{x}} f^*(\mathbf{x})\right].\end{aligned}$$

The first term vanishes under the orthogonal projection $(\mathbf{I}_d - (w^{(t)})(w^{(t)})^\top)$ while the second term results in Equation 92. \square

Combining the above with the recursive Hermite decomposition of $f^*(\mathbf{x})$ through Proposition 9 yields the following form for the expected updates:

Proposition 10. *Let $\{\mu_k\}_{k=1}^\infty$, $\{c_k\}_{k=1}^\infty$, $\{c_k^*\}_{k=1}^\infty$ denote the Hermite coefficients of g^* , $\tilde{\sigma}$, P_\star^k respectively. Then:*

$$\begin{aligned}\mathbb{E}\left[g_t^\perp\right] &= (\mathbf{I}_d - (\mathbf{w}_t)(\mathbf{w}_t)^\top) \left(\frac{1}{\sqrt{d^{\epsilon_1}}} c_2 c_2^* \mu_1 v^\top (W^*)^\top (W^*) w + \mu_1 \sum_{j=3}^k c_j^* c_j \frac{1}{\sqrt{d^{\epsilon_1}}} \sum_{i=1}^{d^{\epsilon_1}} (\langle w_i^*, w \rangle) (\langle w_i^*, v \rangle) \right. \\ &+ \left. \sum_{m=k+1}^\infty \mu_m c_m \frac{1}{\sqrt{m d^{m\epsilon_1}}} \sum_{s \in \Gamma(S, m), j \in [k]^s} \prod_{i=1}^{m-1} c_{j_i}^* (\langle w_{s_i}^*, w \rangle)^{j_i} \langle w_{s_m}^*, v \rangle + \sum_{m=1}^\infty c_m \mathbb{E}\left[r_m(x) \tilde{\sigma}'(\langle w, \mathbf{x} \rangle) (\langle \mathbf{x}, v \rangle)\right] \right),\end{aligned}\quad (93)$$

where $r_m(x)$ denotes the remainder for the degree- m Hermite term in Equation 67.

Proof. Proposition 9 applied to $f^*(\mathbf{x})$ yields:

$$f^*(\mathbf{x}) = \sum_{m=1}^\infty \mu_m \frac{1}{\sqrt{m d^{m\epsilon_1}}} \sum_{s \in \Gamma_m(S)} \prod_{s_i} P_k(\langle w_{s_i}^*, \mathbf{x} \rangle) + \sum_{m=1}^\infty \mu_m r_m(\mathbf{x}).\quad (94)$$

Next, by expanding $P_k(\langle w_{s_i}^*, \mathbf{x} \rangle) = \sum_{j=1}^k c_j^* \text{He}_j(\langle w_{s_i}^*, \mathbf{x} \rangle)$, the first term in the RHS can be further decomposed as:

$$\sum_{m=k+1}^\infty \mu_m \frac{1}{\sqrt{m d^{m\epsilon_1}}} \sum_{s \in \Gamma_m(S)} \prod_{s_i} P_k(\langle w_{s_i}^*, \mathbf{x} \rangle) = \sum_{m=k+1}^\infty \mu_m \frac{1}{\sqrt{m d^{m\epsilon_1}}} \sum_{s \in \Gamma(S, m), j \in [k]^s} \prod_{i=1}^m c_{j_i}^* \text{He}_{j_i}(\langle w_{s_i}^*, w \rangle).\quad (95)$$

Equation 93 then follows by noting that any term of the form $\prod_{i=1}^m c_{j_i}^* \text{He}_{j_i}(\langle w_{s_i}^*, w \rangle)$ appears in C_ℓ^* with $\ell = \sum_{i=1}^m j_i$. \square

The magnitude of the gradient updates is bounded through the following Lemma:

Proposition 11. *Let $g_{\perp, i}^t := \sigma f^*(\mathbf{x}) \sigma'(\sigma'(\langle w, \mathbf{x} \rangle)) \mathbf{x} (I - \frac{1}{\epsilon_2} w w^\top)$ denote the spherical gradient for neuron i at time-step t . Then g_\perp satisfies:*

$$(i) \quad \|g_\perp^t\|^2 = \left\| \mathbb{E}[g_\perp^t] \right\|^2 + \mathcal{O}_{\prec} \left(\frac{1}{d^{\epsilon_1 + \delta}} \right),\quad (96)$$

(ii) For any $v \in \mathbb{R}^d$ with $\|v\| = 1$:

$$\langle g_\perp^t, v \rangle - \mathbb{E}[\langle g_\perp^t, v \rangle] = \mathcal{O}_{\prec} \left(\frac{1}{\sqrt{n_1}} \right) = \mathcal{O}_{\prec} \left(\frac{1}{\sqrt{d^{1+\delta}} \sqrt{d^{\epsilon_1}}} \right)\quad (97)$$

(iii)

$$\|P_{U^\star} g_\perp^t\| - \mathbb{E} \left[\|P_{U^\star} g_\perp^t\| \right] = \mathcal{O}_{\prec} \left(\frac{1}{\sqrt{d^{1+\delta}}} \right)\quad (98)$$

Proof. We begin by writing:

$$\|g_\perp^t\|^2 = \left\| \mathbb{E}[g_\perp^t] \right\|^2 + \left\| g_\perp^t - \mathbb{E}[g_\perp^t] \right\|^2.\quad (99)$$

By the assumption on σ , the composed activation $\tilde{\sigma}$ and its derivatives are polynomially bounded. Therefore, applying standard concentration results for independent random variables with bounded orlicz norm (Theorem 3), we obtain:

$$g_{\perp}^t - \mathbb{E}[g_{\perp}^t] = \mathcal{O}_{\prec}(\sqrt{\frac{d}{n}}) = \mathcal{O}_{\prec}(\frac{1}{\sqrt{d^{\delta+\epsilon_1}}}) \quad (100)$$

which yields Equation 96.

Applying the same result (Theorem 3) to projections of g_{\perp}^t along v and P_{U^*} then yields Equations 97 and 98. \square

A.8 Initial Overlaps

Before proceeding with the analysis, we collect the following result on the concentration of the initial overlaps along W^* for the first-layer neurons at initialization:

Lemma 8. For $w \sim \mathcal{N}(0, \frac{1}{d}\mathbf{I})$,

$$\left| \sqrt{d^{1-\epsilon_1}} (\|P_{U^*}^* w\|_2 - 1) \right| = \mathcal{O}_{\prec}(\frac{1}{\sqrt{d^{\epsilon_1}}}) \quad (101)$$

Proof. Since $w^0 \sim U(\mathcal{S}^{d-1}(1))$, the squared overlap norm $\frac{d}{d^{\epsilon_1}} \left\| W^* w_{1,i}^0 \right\|_2^2$ is an average over d^{ϵ_1} sub-exponential random variables. Therefore, a standard application of Bernstein's inequality [Vershynin, 2010] yields an error probability of $1 - ce^{-\log d^2}$. The proposition then follows through a union bound over the p_1 neurons. \square

A.9 Difference Inequality

Let $P_{U^*}^* := (W^*)^{\top}(W^*)$ denote the projector onto the subspace spanned by W^* . For $i \in [p_1]$, define u_i^* to be the unit-vector along the projection of w_i^0 along W^* :

$$u^* := \frac{1}{\left\| W^* w_i^{(0)} \right\|} P_{U^*}^* w^0 \quad (102)$$

Further define $m^t = \langle u^*, w_{1,i}^{(t)} \rangle$ and $m_{\perp}^t = \left\| (P_{U^*}^* - u^*(u^*)^{\top}) w^{(t)} \right\|$, denoting the projections of $w^{(t)}$ along u_i^* and its complement in the span of W^* and:

$$m_{\times}^t := \sqrt{d^{\epsilon_1}} \max_{i \in [p_1]} \left| \langle w^{(t)}, w_i^* \rangle \right|. \quad (103)$$

Additionally, we track the residual component in $w^{(t)}$ lying in U_{\perp}^* but orthogonal to w_0 :

$$r_{\perp}^t := (\mathbb{I} - w^{(0)}(w^{(0)})^{\top}) P_{U_{\perp}^*}^* w^{(t)} \quad (104)$$

Our analysis relies on showing that the dynamics of $w^{(t)}$ is dominated by a linear drift along u^* . This requires a control over the following additional terms:

- (i) Residual linear drift along U_{\perp}^* : This term is controlled through a bound on m_{\perp}^t .
- (ii) Contributions from higher-order terms: These are controlled through a bound on m_{\times}^t .
- (iii) Noise in the gradient updates: This is suppressed through the choice of batch-size $n = \Theta(d^{1+\epsilon_1+\delta})$

Recall that $n_1 = \Theta(d^{k\epsilon_1+\delta})$. Let $\tilde{\delta}$ be any arbitrary value satisfying $0 < \tilde{\delta} < \delta$. For any $\eta > 0$, we define the following stopping times:

$$\tau_{\kappa}^+ = \inf(t : |m^t| \geq \kappa) \quad (105)$$

$$\tau_{\tilde{\delta}}^- = \inf(t : |m^t| \leq d^{-\tilde{\delta}} \min(m_{\perp}^t, m_{\times}^t, \frac{1}{\sqrt{d^{1-\epsilon_1}}})) \quad (106)$$

The stopping time τ_κ^+ simply accounts for the overlap reaching the desired value κ . The stopping time τ_δ^- ensures that for $t \leq \tau_\delta^-$, the three residual contributions in g_\perp^t listed above, namely the drift along U_\perp^* , higher-order terms and the gradient noise remain suppressed.

Note that by definition, $m_{i,\perp}^0 = 0$ while $m_i^0 = \frac{1}{\sqrt{d^{\epsilon_1}}}$ by Lemma 8. While both $m_{i,\perp}^0, m_i^0$ grow exponentially, we will show that for any $0 < \tilde{\delta} < \delta$, there exists a small enough $\tilde{\eta}$ such that with step size $\eta = \tilde{\eta}d^{\epsilon_1}$, $\tau_\kappa^+ > \tau_\delta^\perp, \tau_\delta^\perp$ with high-probability.

Proposition 12. *Let $c = \mu_1 c_2^* \tilde{c}_2$ and $\eta = \tilde{\eta} \sqrt{d^{\epsilon_1} p_2}$. Define $\tau^* := \tau_\kappa^+ \wedge \tau_\delta^-$. For any $\tilde{\delta} < \delta_\perp < \delta, \kappa$ and $k \in \mathbb{N}$, and any constants $c_m^+, c_\perp^+, c_\times^+, c_m^-, c_\perp^-, c_\times^-$ such that $c_m^- < c < c_m^+, c_\perp^- < c < c_\perp^+, c_\times^- < c < c_\times^+$ there exists constant C_1, C_2, C_3, C_4 and $\tilde{\eta}$ such that for large enough d :*

(i)

$$\mathbb{P}(m_{t+1} \geq m^t + \tilde{\eta} c_m^- m_t - \tilde{\eta} c_m^+ m_t^2 - \tilde{\eta}^2 C_1 m_t^3 \forall t < \tau^*) \geq 1 - \frac{1}{d^k} \quad (107)$$

$$\mathbb{P}(m_{t+1} \leq m^t + \tilde{\eta} c_m^+ m_t - \tilde{\eta} c_m^- m_t^2 \forall t < \tau^*) \geq 1 - \frac{1}{d^k} \quad (108)$$

(ii)

$$\mathbb{P}(m_\perp^{t+1} \leq \left(m_\perp^t + \tilde{\eta} c_\perp^+ m_\perp^t - \tilde{\eta} c_\perp^- m_\perp^t m_\perp^t + \tilde{\eta} C_2 (m_\times^t) + \tilde{\eta} \frac{C_3}{\sqrt{d^{1-\epsilon_1+\delta_\perp}}} \right), \forall t < \tau^*) \geq 1 - \frac{1}{d^k} \quad (109)$$

(iii)

$$\mathbb{P}(m_\times^t \leq m_\times^t + \tilde{\eta} c_\times^- m_\times^t - \tilde{\eta} c_\times^+ m_\times^t m_\times^t + \tilde{\eta} \frac{C_4}{\sqrt{d^{1+\delta_\perp}}}, \forall t < \tau^*) \geq 1 - \frac{1}{d^k} \quad (110)$$

Before establishing the above proposition, we first show how it implies Theorem 4

A.10 Proof of Theorem 4

Suppose that $t \leq \tau^*$. Applying a union-bound to (i) in Proposition 12 then implies that with probability at-least $t(1 - \frac{1}{d^k})$:

$$m_{t+1} \geq m^t + \tilde{\eta} c_m^- m_t - \tilde{\eta} c_m^+ m_t^2 - \tilde{\eta}^2 C_1 m_t^3. \quad (111)$$

Since $t < \tau_\kappa^+$ we have $m_t \leq \kappa$ and thus $\tilde{\eta}^2 C_1 m_t^3 < \tilde{\eta}^2 C_1 \kappa m_t^2$. Equation 114 then implies:

$$m^{t+1} \geq (1 + \tilde{\eta} c_m^- - (\tilde{\eta} c_m^+ + \tilde{\eta}^2 C_1 \kappa) m^t) m^t, \quad (112)$$

which inductively implies the following intermediate bound:

$$m^{t+1} \geq \prod_{s=1}^t (1 + \tilde{\eta} c_m^- - (\tilde{\eta} c_m^+ + \tilde{\eta}^2 C_1 \kappa) m^s) m^0, \quad (113)$$

Since $m_t^2 \leq \kappa m_t$, we further obtain:

$$m_{t+1} \geq m^t + (\tilde{\eta} c_m^+ (1 - \kappa) - \tilde{\eta}^2 C_1 \kappa^2) m^t \quad (114)$$

Therefore, $\forall t < \tau^*$:

$$m^t \geq (1 + \tilde{\eta} c_m^+ (1 - \kappa) - \tilde{\eta}^2 C_1 \kappa^2)^t m^0. \quad (115)$$

By Lemma 8, we have:

$$\left| m^0 \right| = \frac{1}{d^{1/2(1-\epsilon_1)}} + \mathcal{O}_{\prec} \left(\frac{1}{d} \right), \quad (116)$$

Since for small enough $\tilde{\eta}$, $c_m^+ (1 - \kappa) - \tilde{\eta}^2 C_1 \kappa^2 > 0$, Equation 115 implies:

$$\tau^* \leq c_{\kappa, \epsilon} \log d, \quad (117)$$

for some constant $c_{\kappa, \epsilon} > 0$.

Next, consider the orthogonal component $m_{\perp}^t = 0$. Note that $m_{\perp}^0 = 0$ by definition. Part (ii) of Proposition 12 along with the discrete Gronwall inequality (Lemma 6) implies:

$$\begin{aligned} m_{\perp}^t &\leq \sum_{j=1}^{t-1} \prod_{s=1}^j (1 + \tilde{\eta}c_{\perp}^+ - \tilde{\eta}c_{\perp}^- m^s) (\tilde{\eta}C_2(m_{\times}^t)^2 + \tilde{\eta} \frac{C_3}{\sqrt{d^{1-\epsilon_1+\delta_{\perp}}}}) \\ &\leq \sum_{j=1}^{t-1} \prod_{s=1}^j (1 + \tilde{\eta}c_{\perp}^+ - \tilde{\eta}c_{\perp}^- m^s) (\tilde{\eta}C_2 \frac{1}{d^{2\delta}} (m^t)^2 + \tilde{\eta} \frac{C_3}{\sqrt{d^{1-\epsilon_1+\delta_{\perp}}}}), \end{aligned}$$

where we used that $m_{\times}^t \leq \frac{1}{d} \tilde{\delta}$ since $t \leq \tau_{\tilde{\delta}}^-$.

Our goal next is to compare the above bound against the lower-bound given by Equation 113. Since $|\log(1+a) - \log(1+b)| \leq |a-b|$ for $a, b > 0$, we have:

$$\frac{(1 + \tilde{\eta}c_m^- - (\tilde{\eta}c_m^+ + \tilde{\eta}^2 C_1 \kappa) m^s)}{(1 + \tilde{\eta}c_{\perp}^+ - \tilde{\eta}c_{\perp}^- m^s)} \leq \exp(\tilde{\eta} |c_m^- - c_{\perp}^+| + |c_m^+ - c_{-\perp}| + \tilde{\eta}^2 C_1 \kappa) \quad (118)$$

Therefore, we obtain the corresponding bound:

$$m_{\perp}^t \leq t \exp(\tilde{\eta} |c_m^- - c_{\perp}^+| + |c_m^+ - c_{-\perp}| + \tilde{\eta}^2 C_1 \kappa) \left(\frac{1}{d^{2\delta}} C_2 m_0 + \frac{C_3}{\sqrt{d^{1-\epsilon_1+\delta_{\perp}}}} \right) \quad (119)$$

For any $0 < \delta_{\perp} < \tilde{\delta}$, we may set $|c_m^+ - c_{\perp}^+|$, $|c_m^- - c_{\perp}^-|$ and $\tilde{\eta}$ small enough so that for any $t \leq c_{\kappa, \epsilon} \log d$:

$$(t\tilde{\eta} |c_m^- - c_{\perp}^+| + |c_m^+ - c_{-\perp}| + \tilde{\eta}^2 C_1 \kappa) + \log C_2 < \delta_{\perp} - \tilde{\delta}, \quad (120)$$

Implying:

$$m_{\perp}^t \leq \frac{m_t}{d^{\tilde{\delta}}} \quad (121)$$

Similarly by setting $|c_m^+ - c_{\times}^+|$, $|c_m^- - c_{\times}^-|$ small enough we have by part (iii) in Proposition 12:

$$m_{\times}^t \leq \frac{m_t}{d^{\tilde{\delta}}} \quad (122)$$

Therefore, while the dynamics of m^t , m_{\perp}^t , m_{\times}^t evolves at arbitrarily close rates. The initial advantage in m^t over m_{\perp}^t , m_{\times}^t through initialization ensures that the hitting time for m^t arrives first, ensuring that:

$$\tau_{\kappa} < \tau_{\tilde{\delta}}^- \quad (123)$$

By the definition of τ^* , this establishes all claims in Theorem 1 apart from (f). To obtain f, note that by the form of the updates, r_{\perp}^t is updated solely through the gradient noise $g_{\perp}^t - \mathbb{E}[g_{\perp}^t]$ and normalization. Therefore, Lemma 11 implies that:

$$r_{\perp}^t = \mathcal{O}_{\prec}(t \frac{1}{d\sqrt{\delta}}). \quad (124)$$

A.10.1 The conditioning input set

To complete the proof of Theorem 4, it remains to specify the high-probability set $\mathcal{E}_{\kappa, \tilde{\delta}}$. For any $\tilde{\delta} > 0$ and $\kappa \in \mathbb{R}$, consider the event:

$$\mathcal{E}_{\kappa, \tilde{\delta}} : \cap_{t \leq \tau_{\kappa}^+} \left[\left| \langle g^t, v \rangle - \mathbb{E}[\langle g^t, v \rangle] \right| \geq \frac{d^{\tilde{\delta}}}{d^{1+\epsilon+\delta}} \right] \quad (125)$$

Equations 97, 100 and a union bound imply that for any $k \in \mathbb{N}$:

$$\Pr[\mathcal{E}_{\kappa, \delta}] \geq 1 - \frac{1}{d^k}, \quad (126)$$

where the probability is w.r.t the joint measure over w_0, X_1, \dots, X_n

By the law of total expectation:

$$\Pr[\mathcal{E}_{\kappa, \delta}^c] \geq \frac{1}{d^k} \mathbb{E} \left[\mathbf{1}[\Pr[\mathcal{E}_{\kappa, \delta}^c | \{X_i\}_{i \in \mathbb{N}}] \geq \frac{1}{d^k}] \right], \quad (127)$$

implying, for any $k > \tilde{k} \in \mathbb{N}$:

$$\mathbb{E} \left[\mathbf{1}[\Pr[\mathcal{E}_{\kappa, \delta}^c | \{X_i\}_{i \in \mathbb{N}}] \geq \frac{1}{d^k}] \right] \leq \frac{1}{d^k}, \quad (128)$$

taking the intersection over $k \in \mathbb{N}$ the required conditioning set \mathcal{E} in Theorem 4.

A.11 Proof of Proposition 12

Consider the "effective" activation:

$$\tilde{\sigma}(x) := \sigma'(\sigma'(x)) \quad (129)$$

Let $\tilde{c}_2 = \mathbb{E}_{z \sim \mathcal{N}(0,1)} [\tilde{\sigma}(z) \text{He}_2(z)]$. Define the constant $c = \mu_2 c_1^* \tilde{c}_2$. By assumption 3, $c > 0$.

part (i): Applying Proposition 10, we obtain the following decomposition for the update g_t^\perp :

$$\begin{aligned} g_t^\perp &= (\mathbf{I} - w^{(t)}(w^{(t)})^\top) \frac{1}{\sqrt{d^{\epsilon_1}}} \mu_1 c_2^* \tilde{c}_2 P_{U^*} w^{(t)} \\ &+ \underbrace{(\mathbf{I} - w^{(t)}(w^{(t)})^\top) \sum_{j=3}^k \mu_1 c_j^* c_j \frac{1}{\sqrt{d^{\epsilon_1}}} \sum_{i=1}^{d^{\epsilon_1}} (\langle w_i^*, w \rangle)^j w_i^* + \sum_{m=k+1}^{\infty} \mu_m c_m \frac{1}{\sqrt{m d^{m \epsilon_1}}} \sum_{s \in \Gamma(S, m), j \in [k]^s} \prod_{i=1}^{m-1} c_{j_i}^* (\langle w_{s_i}^*, w \rangle)^{j_i} w_{s_m}^*}_{\Delta_1} \\ &+ \underbrace{(\mathbf{I} - w^{(t)}(w^{(t)})^\top) \sum_{m=1}^{\infty} \mathbb{E} [\mu_m r_m(x) \tilde{\sigma}'(\langle w, \mathbf{x} \rangle) \mathbf{x}]}_{\Delta_2} \\ &+ \underbrace{(\mathbf{I} - w^{(t)}(w^{(t)})^\top) g_t^\perp - \mathbb{E} [g_t^\perp]}_{\Delta_3} \end{aligned} \quad (130)$$

Since $m_t = \langle w^{(t)}, u^* \rangle, \|w^{(t)}\| = 1$ the first term simplifies to:

$$\frac{1}{\sqrt{d^{\epsilon_1}}} \mu_1 c_2^* \tilde{c}_2 (u^*)^\top P_{U^*} w^{(t)} - \frac{1}{\sqrt{d^{\epsilon_1}}} \mu_1 c_2^* \tilde{c}_2 \langle w^{(t)}, u^* \rangle w^{(t)} P_{U^*} w^{(t)} = c m_t - c m_t^2. \quad (131)$$

Next, for Δ_1 , we separately consider the component along w_i^* for each $i \in \sqrt{d^{\epsilon_1}}$:

$$\langle \Delta_1, w_i^* \rangle = \sum_{j=3}^k \mu_1 c_j^* c_j \frac{1}{\sqrt{d^{\epsilon_1}}} (\langle w_i^*, w \rangle)^j + \mu_m c_m \frac{1}{\sqrt{m d^{m \epsilon_1}}} \sum_{s \in \Gamma(S, m), s_m = i, j \in [k]^s} \prod_{i=1}^{m-1} c_{j_i}^* (\langle w_{s_i}^*, w \rangle)^{j_i} \quad (132)$$

Each term of the form $\langle w_{s_i}^*, w \rangle$ is uniformly bounded as $\frac{m_x^t}{\sqrt{d^{\epsilon_1}}}$. Since $|\Gamma(S, m), s_m = i| = \Theta(d^{(m-1)\epsilon_1})$, we obtain:

$$|\langle \Delta_1, w_i^* \rangle| \leq \frac{1}{\sqrt{d^{\epsilon_1}}} \sum_{j \in \mathbb{N}} c_j (m_x^t)^j \quad (133)$$

for some constants c_j with $\sup_j |c_j| < \infty$. Therefore a geometric-series bound (applicable since $m_\times^t < 1$) yields:

$$|\langle \Delta_1, w_i^* \rangle| \leq \frac{C}{\sqrt{d^{\epsilon_1}}} m_\times^t, \quad (134)$$

for some constant $C > 0$. Summing the above bound over $i \in \sqrt{d^{\epsilon_1}}$, results in the bound:

$$\|\Delta_1\|_2 \leq \frac{C}{\sqrt{d^{\epsilon_1}}} m_\times^t \quad (135)$$

Next, for Δ_2 , we first apply the Hermite decomposition of $\tilde{\sigma}'$ to obtain:

$$\mathbb{E} [r_m(x) \tilde{\sigma}'(\langle w, \mathbf{x} \rangle) \mathbf{x}] = \sum_{j=1}^{\infty} \tilde{c}_j \mathbb{E} [r_m(x) \text{He}_{j-1}(\langle w, \mathbf{x} \rangle) \mathbf{x}] \quad (136)$$

By Assumption 2, $\tilde{c}_1 = 0$ while (ii) in Proposition 9 implies that the terms corresponding to $j > 2$ are bounded as $\frac{1}{\sqrt{d^{j\epsilon_1}}} (m_\times^t)^j$

We therefore obtain:

$$\|\Delta_2\| \leq \frac{\tilde{C} m_\times^t}{\sqrt{d^{\epsilon_1}}}, \quad (137)$$

for some constant $\tilde{C} > 0$. Lastly, Lemma 7 implies that:

$$|\langle \Delta_3, u^* \rangle| = \mathcal{O}_-(\frac{1}{d^{k\epsilon + \delta}}). \quad (138)$$

Since $t < \tau_\delta^-$, the above bounds on $\Delta_1, \Delta_2, \Delta_3$ can be absorbed within arbitrarily small constants compared to m :

$$|\langle \Delta_1, u^* \rangle| + |\langle \Delta_2, u^* \rangle| + |\langle \Delta_3, u^* \rangle| \leq C m_t, \quad (139)$$

for arbitrarily small constant $C > 0$.

This results in the bound:

$$m^{t+1} \geq \frac{m^t + c \frac{\eta}{\sqrt{d^{\epsilon_1}}} m^t - \eta \tilde{c} (m^t)^2}{\sqrt{1 + \eta^2 \|g^t\|^2}}, \quad (140)$$

where $\tilde{c} \leq c + \tilde{\epsilon}$ for arbitrarily small $\tilde{\epsilon}$. Next, we use the inequality $\sqrt{1+t}^{-1} \geq (1 - \frac{t}{2})$ for $t \geq 0$ to obtain:

$$\begin{aligned} (\sqrt{1 + \eta^2 \|g^t\|^2})^{-1} &\geq 1 - \frac{\eta^2}{2} \|g^t\|^2 \\ &\geq 1 - (\frac{1}{2} \eta^2 c_g^2 m_t^2), \end{aligned} \quad (141)$$

where in the last line we applied the control over the squared gradient norm in Lemma 11 and $c_g < c$ can again be set arbitrarily close to c . Combining with Equation 140 yields part (i).

Next, for part (ii), introduce the operator:

$$P_{U^\perp} := (\mathbb{I} - (u^*)(u^*)^\top) P_{U^*}, \quad (142)$$

corresponding to the projection onto the orthogonal complement of u^* in U^* . Let $u_\perp^t := (\mathbb{I} - (u^*)(u^*)^\top) P_{U^*} w^{(t)}$.

$$\begin{aligned} g_t P_{U^\perp} &= \frac{(\mathbb{I} - w^{(t)}(w^{(t)})^\top)}{\sqrt{d^{\epsilon_1}}} \mu_1 c_2^* \tilde{c}_2 P_{U^\perp} (W^*)^\top (W^*) w^t + (\mathbb{I} - w^{(t)}(w^{(t)})^\top) P_{U^\perp} \Delta_1 + (\mathbb{I} - w^{(t)}(w^{(t)})^\top) P_{U^\perp} \Delta_2 \\ &\quad + (\mathbb{I} - w^{(t)}(w^{(t)})^\top) P_{U^\perp} \Delta_3 \end{aligned} \quad (143)$$

Since $\|P_{U^\perp} w^t\| = m_\perp^t$ and $\|P_{U^*} w^t\| = m^t$, the first term simplifies to:

$$\begin{aligned} \left\| \frac{(\mathbf{I} - w^{(t)}(w^{(t)})^\top)}{\sqrt{d^{\epsilon_1}}} \mu_1 c_2^* \tilde{c}_2 P_{U^\perp} (W^*)^\top (W^*) w^t \right\| &\leq \frac{\mu_1 c_2^* \tilde{c}_2}{\sqrt{d^{\epsilon_1}}} \|P_{U^\perp} (W^*)^\top (W^*) w^t\| - \frac{\mu_1 c_2^* \tilde{c}_2}{\sqrt{d^{\epsilon_1}}} \left\| (w^{(t)}(w^{(t)})^\top) P_{U^\perp} (W^*)^\top (W^*) w^t \right\| \\ &= cm_\perp^t - cm^t m_\perp^t. \end{aligned}$$

By Equation 135, we have:

$$\left\| (\mathbf{I} - w^{(t)}(w^{(t)})^\top) P_{U^\perp} \Delta_1 \right\| \leq \|\Delta_1\| \leq \frac{C}{\sqrt{d^{\epsilon_1}}} m_\times^t, \quad (144)$$

for some constant $C > 0$.

Similarly, by Equation ??, we obtain a bound:

$$\left\| (\mathbf{I} - w^{(t)}(w^{(t)})^\top) P_{U^\perp} \Delta_2 \right\| \leq \frac{\tilde{C}}{\sqrt{d^{\epsilon_1}}} m_\times^t. \quad (145)$$

The above combine to result in the term $\tilde{\eta} C_2(m_\times^t)$ in Equation 116. Finally, by Equation 98 in Proposition 11, $\Delta_3 P_{U^\perp}$ is bounded as:

$$\left\| (\mathbf{I} - w^{(t)}(w^{(t)})^\top) P_{U^\perp} \Delta_3 \right\| = \mathcal{O}_{\prec} \left(\frac{1}{\sqrt{d^{1-\epsilon_1+\delta}}} \right) \quad (146)$$

, yielding the last term in Equation 116.

Analogously, part (iii) follows by considering the terms $\langle w_i^*, \Delta_j \rangle$, $i \in \sqrt{d^{\epsilon_1}}$ for $j = 1, 2, 3$ for (iii) respectively, with the bound on $\|g^t\|^2$ remaining the same.

A.12 Feature Learning by the Second Layer

To motivate our setup for the training of W_2 , we start with a heuristic discussion of the dynamics of gradient updates in the absence of pre-conditioning and projections. The presentation of formal results towards the proof of part (ii) of Theorem 1 starts from Section A.16.

A.13 Updates in Feature Space and Projection Onto the Kernel

The gradient update for a neuron $W_{i,2}$, $i \in [p]$ in the second layer has the following form:

$$W_{i,2}^{t+1} = W_{i,2}^t - \eta \nabla_{W_{i,2}^t} \mathcal{L} = W_{i,2}^t + \eta \sum_{\mu=1}^n (f^*(\mathbf{x}_\mu) - \hat{f}(\mathbf{x})) (\mathbf{x}_\mu) W_{i,3} \sigma'(\langle W_{i,2}^t, \sigma(W_1(\mathbf{x})) \rangle) \sigma(W_1(\mathbf{x}_\mu)) \in \mathbb{R}^{p_1}. \quad (147)$$

Under the approximation $\hat{f}(\mathbf{x}) \approx 0$, the updated pre-activation out of a fixed input \mathbf{x} are thus given by:

$$\begin{aligned} \langle W_{i,2}^t, \sigma(W_1(\mathbf{x})) \rangle &\approx \langle w_{i,2}^{(t)}, \sigma(W_1(\mathbf{x})) \rangle + \eta \left\langle \sum_{\mu=1}^n f^*(\mathbf{x}_\mu) a_i \sigma'(\langle W_{i,2}^t, \sigma(W_1(\mathbf{x}_\mu)) \rangle) \sigma(W_1(\mathbf{x}_\mu)), \sigma(W_1(\mathbf{x})) \right\rangle \\ &= \langle W_{i,2}^t, \sigma(W_1(\mathbf{x})) \rangle + \eta \sum_{\mu=1}^n f^*(\mathbf{x}_\mu) a_i \sigma'(\langle W_{i,2}^t, \sigma(W_1(\mathbf{x}_\mu)) \rangle) \langle \sigma(W_1(\mathbf{x}_\mu)), \sigma(W_1(\mathbf{x})) \rangle. \end{aligned} \quad (148)$$

Letting $h_{2,i}^t(\mathbf{x}) := \langle w_{i,2}^{(t)}, \sigma(W_1(\mathbf{x})) \rangle$, we obtain:

$$h_{2,i}^{t+1}(\mathbf{x}) \approx h_{2,i}^t(\mathbf{x}) + \eta W_{3,i} Z(\mathbf{x})^\top Z^\top (f^*(X) \sigma'(h_{2,i}^t(X))), \quad (149)$$

where $Z(\mathbf{x})$ denotes the feature-mapping $\sigma(W_1(\mathbf{x}))$.

We see that in the limit $n, p_1 \rightarrow \infty$, the above update results in a projection of f^* on the following Kernel (integral operator):

$$K_1(\mathbf{x}, \mathbf{x}') = \mathbb{E}_{\mathbf{w} \sim \mu_1} [\sigma(\langle \mathbf{w}, \mathbf{x} \rangle) \sigma(\langle \mathbf{w}, \mathbf{x}' \rangle)], \quad (150)$$

where μ_1 denotes the distribution of the rows of W_1 obtained upon feature learning in part (i).

A.14 The Role of Preconditioning

In light of Equation 149, we obtain a dynamics of the form:

$$h_{2,i}^{t+1}(\mathbf{x}) \approx h_{2,i}^t(\mathbf{x}) + \eta W_{3,i} K_1 f^*(x) \sigma'(h_{2,i}^t(x)) + \text{noise}, \quad (151)$$

where $K_1 f^*(x) \sigma'(h_{2,i}^t(x))$ denotes the projection of $f^*(x) \sigma'(h_{2,i}^t(x))$ onto the Kernel K_1 . Through a central limit theorem-based heuristic, we expect the noise to be of order $\mathcal{O}(\frac{1}{\sqrt{n}} + \frac{1}{\sqrt{p}})$ Nichani et al. [2024]. However, the decay in K_1 's spectrum, entails that the degree- k components in $K_1 f^*(x) \sigma'(h_{2,i}^t(x))$ are of order $\mathcal{O}(\frac{1}{d^k})$. Comparing $\mathcal{O}(\frac{1}{\sqrt{n}} + \frac{1}{\sqrt{p}})$ and $\mathcal{O}(\frac{1}{d^k})$, one expects a sample-complexity of d^{2k} for recovering $h^*(\mathbf{x})$ through a single (non-preconditioned) gradient step. For quadratic features, this is precisely the sample-complexity obtained in Nichani et al. [2024].

A possible way to get around the additional sample complexity would be to re-use a single batch of size $\mathcal{O}(d^{k_\epsilon})$ for up to $\mathcal{O}(d^{k_\epsilon})$ steps, ensuring that the projection on the Kernel is well-approximated at each step while the number of steps are enough for the dynamics described by Equation 149 to approximate ridge-regression, which effectively has the same effect as pre-conditioning through the removal of the learned components. However, analyses of gradient descent with the re-use of batches for a large number of iterations is expected to be challenging due to the accumulation of additional correlations and memory terms Dandi et al. [2024c].

Therefore, to allow a simplified "online" analysis we opt to include additional pre-conditioning in the updates, which effectively removes the extra $\frac{1}{d^{k_\epsilon}}$ factor from Equation 149.

A.15 Main Result for part (ii): Recovery of $h^*(\mathbf{x})$

Theorem 5. Let W_2^1 denote the updated layer 2 weights after a single pre-conditioned gradient step with batch-size n_2 , with initialization $W_2^0 = \mathbf{0}_{p_2 \times p_1}$ as in Algorithm 1:

$$W_2^1 = -\eta \left(\frac{1}{n} \sigma(W_1 X^\top)^\top (\sigma(W_1 X)^\top) \right)^{-1} \nabla_{W_2} \mathcal{L} \quad (152)$$

, where $W_1 \in \mathbb{R}^{p_1 \times d}$ denotes the updated weight matrix with independent rows obtained as per Theorem 4. The updated pre-activations $h_2^1(\mathbf{x}) = W_2^1 \sigma(W_1 \mathbf{x})$ then satisfy:

$$h_2^1(\mathbf{x}) = \eta w_3 \sigma'(0) h^*(\mathbf{x}) + r(\mathbf{x}), \quad (153)$$

where $r(\mathbf{x})$ satisfies:

$$r(\mathbf{x}) = \mathcal{O}_{\prec} \left(\frac{1}{\sqrt{d^{\epsilon_1}}} \right). \quad (154)$$

A.16 Structure of the Pre-conditioned Update

Let Z denote the feature matrix $Z = \sigma(X W_1^\top)$ applied to an independent data-matrix $X \in \mathbb{R}^{n_2 \times d}$ using the updated weights W_1 obtained in part (i). Throughout the section, we assume that the threshold parameter $\kappa > 0$ in Theorem 4 is fixed to some dimension-independent value and occasionally consider the limit $\kappa \rightarrow 0$ (but after $d \rightarrow 0$). Denote by $Z(\mathbf{x})$ the same mapping applied to a fixed point $\mathbf{x} \in \mathbb{R}^d$.

The proposition below expresses a pre-conditioned gradient update on W_2 as a "Kernel-ridge regression like" update to $h_2^t(\mathbf{x})$.

Proposition 13. Suppose that W_2 is re-initialized to $\mathbf{0}$. The updated pre-activations $h_2^t(\mathbf{x})$ satisfy for $i \in [p_2]$:

$$h_{2,i}^1(\mathbf{x}) = \eta w_{3,i} Z(\mathbf{x})^\top \left(\frac{1}{n} Z^\top Z \right)^{-1} Z^\top (f^*(X)) \sigma'(0). \quad (155)$$

A.17 Decomposition into Radial and Spherical Kernels

Let l_k^d, Q_k^d for $k \in \mathbb{N}$ denote the associated Laguerre and Gegenbauer polynomials in dimension d . Recall that U^* denotes the span of W^* .

From Theorem 4, for any $i \in [p_1]$, the updated neuron w_i^1 can be decomposed as:

$$\mathbf{w}_i^1 = \mathbf{u}_i + \mathbf{v}_i, \quad (156)$$

where $\|\mathbf{w}_i^{\perp}\| = 1$, $u_i \in U^*$ and $v_i \in U_{\perp}^*$.

For any $\mathbf{x} \in \mathbb{R}^d$, denote by \mathbf{x}^* , \mathbf{x}^{\perp} , its components along U^* and U_{\perp}^* respectively. Let r^* , r_{\perp} denote $\|\mathbf{x}^*\|$, $\|\mathbf{x}^{\perp}\|$ respectively.

Next, we decompose the inner-product $\langle w_i, x \rangle$ as:

$$\langle w_i, x \rangle = \|\mathbf{x}^*\| \left\langle \mathbf{u}, \frac{\mathbf{x}^*}{\|\mathbf{x}^*\|} \right\rangle + \|\mathbf{x}^{\perp}\| \left\langle \mathbf{v}, \frac{\mathbf{x}_{\perp}}{\|\mathbf{x}_{\perp}\|} \right\rangle. \quad (157)$$

By the Gaussianity of \mathbf{x} , the random variables $\|\mathbf{x}^*\|$, $\langle \mathbf{u}, \frac{\mathbf{x}^*}{\|\mathbf{x}^*\|} \rangle$, $\|\mathbf{x}^{\perp}\|$, $\langle \mathbf{v}, \frac{\mathbf{x}_{\perp}}{\|\mathbf{x}_{\perp}\|} \rangle$ are mutually independent. Therefore, $\langle w, x \rangle$ admits an orthonormal basis given by the tensor product of associated Laguerre and Gegenbauer polynomials.

By expanding σ along the bases of associated Laguerre and Gegenbauer polynomials, the activation $\sigma(\langle w, x \rangle + b)$ can then be decomposed as:

$$\begin{aligned} & \sigma(\langle w_i, x \rangle + b) \\ &= \sum_{k_1, j_1, k_2, j_2=0}^{\infty} a_{j_1, k_1, j_2, k_2}^d(b, \|u_i\|, \|v_i\|) l_{j_1}^{d^{\epsilon_1}}(r^*) l_{j_2}^{d-d^{\epsilon_1}}(r_{\perp}) Q_{k_1}^{d^{\epsilon_1}}(d^{\epsilon_1} \langle \mathbf{u}, \frac{\mathbf{x}^*}{\|\mathbf{x}^*\|} \rangle) Q_{k_2}^{d-d^{\epsilon_1}}(d-d^{\epsilon_1} \langle \mathbf{v}, \frac{\mathbf{x}_{\perp}}{\|\mathbf{x}_{\perp}\|} \rangle), \end{aligned} \quad (158)$$

where $r^* = \frac{\|x\|_*^2 - 1}{\sqrt{d}}$ and $r_{\perp} = \frac{\|x\|_{\perp}^2 - 1}{\sqrt{d}}$ and l_k^d, P_k^d denote the associated Laguerre and Gegenbauer polynomials in dimension d respectively.

Proposition 14. For all $k \in \mathbb{N}$:

$$\lim_{\kappa \rightarrow 0} \lim_{d \rightarrow \infty} a_{j,0}^d(b) \sqrt{d^{\epsilon_1}}^k = \mu_k(b) \quad (159)$$

Proof. Let $d_{\perp} := d - d^{\epsilon_1}$, then:

$$\sigma(\langle w_i, x \rangle + b) = \sigma\left(\sqrt{1 + \frac{\|x\|_*^2 - d^{\epsilon_1}}{d^{\epsilon_1}}} \sqrt{d_1^{\epsilon_1}} \langle u, \frac{x^*}{\|x\|_*} \rangle + \sqrt{1 + \frac{\|x\|_{\perp}^2 - d_{\perp}}{d_{\perp}}} \sqrt{d_{\perp}} \langle v, \frac{x_{\perp}}{\|x_{\perp}\|} \rangle + b\right) \quad (160)$$

Subsequently, the result follows through the Taylor expansion $\sqrt{1+z} = 1 + \frac{z}{2} + o(z^2)$ w.r.t r^* , while noting that $\sqrt{d_1^{\epsilon_1}} \langle u, \frac{x^*}{\|x\|_*} \rangle \rightarrow \mathcal{N}(0, \tilde{\kappa})$ and $\sqrt{d_{\perp}} \langle v, \frac{x_{\perp}}{\|x_{\perp}\|} \rangle \rightarrow \mathcal{N}(0, 1 - \tilde{\kappa})$ by Theorem 4 for some $\tilde{\kappa} > \kappa$ \square

In light of the above decomposition, we introduce the following sequence of radial kernels, with $k_1 = k_2 = j_2 = 0$:

$$K_k^d(\mathbf{x}_1, \mathbf{x}_2) = \sum_{j=0}^{\infty} \sum_{j'=0}^{\infty} \mathbb{E} \left[a_{j,k,0,0}^d(b, \|u_i\|, \|v_i\|) a_{j',k,0,0}^d(b, \|u_i\|, \|v_i\|) \right] l_j^{d^{\epsilon_1}}(r_1^*) l_{j'}^{d^{\epsilon_1}}(r_2^*) \quad (161)$$

Proposition 15. Under Assumption 1, $h_{1,2}^*$, K_0^d admits eigenfunctions $\phi_{1,d}, \phi_{2,d}$ with associated eigenvalues $\lambda_1 = \Theta(1)$, $\lambda_2 = \Theta(\frac{1}{\sqrt{d^{\epsilon_1}}})$ such that $r^*(\mathbf{x}) = \frac{1}{\sqrt{d^{\epsilon_1}}} (\|\mathbf{x}^*\|^2 - 1)$ satisfies:

$$r^*(\mathbf{x}) = \mathcal{P}_{\text{span}\{\phi_{1,d}, \phi_{2,d}\}} r^*(\mathbf{x}) + \mathcal{O}\left(\frac{1}{\sqrt{d^{\epsilon_1}}}\right). \quad (162)$$

where \mathcal{P} denotes projection in $L^2(\mu(\mathbf{x}))$.

Proof. By proposition 14, a_k^d converge a.s to deterministic limits a_k^d as $d \rightarrow \infty$. We obtain the following limiting expression for $K_k(\mathbf{x}, \mathbf{x}')$:

$$\begin{aligned} K_0(\mathbf{x}, \mathbf{x}') &= \mathbb{E}_b [a_0 a_0] + \frac{1}{d^{\epsilon_1}} \mathbb{E}_b [a_0 a_1] l_1(r_1) l_1(r_2) + \frac{1}{\sqrt{d^{\epsilon_1}}} \mathbb{E}_b [a_0 a_1] l_0(r_1^*) l_1(r_2^*) \\ &+ \frac{1}{\sqrt{d^{\epsilon_1}}} \mathbb{E}_b [a_0 a_1] l_1(r_1^*) l_0(r_2^*) + \dots \end{aligned} \quad (163)$$

Note that:

$$\mathbb{E} [l_0(r_1^*) K_0(\mathbf{x}, \mathbf{x}') l_0(r_2^*)] = \mathbb{E}_b [a_0^2] = \Theta(1), \quad (164)$$

for any $\delta > 0$, while:

$$\mathbb{E} [l_1(r_1^*)K_0(\mathbf{x}, \mathbf{x}')l_1(r_2^*)] = \frac{1}{d^{\epsilon_1}} \mathbb{E}_b [a_1^2] = \Theta\left(\frac{1}{d^{\epsilon_1}}\right) \quad (165)$$

Therefore, by the variational characterization of eigenvalues for compact self-adjoint operators [Axler, 2020], we obtain:

$$\left| \lambda_1(K_0(\mathbf{x}, \mathbf{x}')) - \mathbb{E}_b [a_0(b)a_0(b)] \right| = \mathcal{O}_{\prec}\left(\frac{1}{d^{k\epsilon_1}}\right) \quad (166)$$

implying:

$$\lambda_1(K_0(\mathbf{x}, \mathbf{x}')) = \Theta_d(1), \quad (167)$$

and:

$$\lambda_2(K_0(\mathbf{x}, \mathbf{x}')) = \Theta_d\left(\frac{1}{d^{\epsilon_1}}\right). \quad (168)$$

Analogously, since σ is analytic, with probability 1, $a_{j,0} \neq 0, \forall j \in \mathbb{N}$, we obtain that the j th eigenvalue for $K_0(\mathbf{x}, \mathbf{x}')$ satisfies:

$$\lambda_j(K_0(\mathbf{x}, \mathbf{x}')) = \Theta_d\left(\frac{1}{d^{\frac{j}{2}\epsilon_1}}\right). \quad (169)$$

Equation 162 then follows by noting that:

$$\mathbb{E} [r^*(\mathbf{x})K_0(\mathbf{x}, \mathbf{x}')r^*(\mathbf{x}')] = \Theta_d\left(\frac{1}{d^{\epsilon_1}}\right) \quad (170)$$

□

A.18 Decomposition of the Feature Matrix

For $j_i, k_i \in \mathbb{N}$, let $\theta_{j_1, k_1, j_2, k_2}^d$ denote the eigenfunctions of the radial Kernel K_k^d for $k \in \mathbb{N}$, defined as (Generalizing Equation 161):

$$K_{k_1, k_2}^d(\mathbf{x}_1, \mathbf{x}_2) = \sum_{j_1, j_1'}^{\infty} \sum_{j_2, j_2'}^{\infty} \mathbb{E} \left[a_{j_1, k_1, j_2, k_2}^d a_{j_1', k_1, j_2', k_2}^d \right] l_{j_1}^{d^{\epsilon_1}}(r_1^*) l_{j_2}^{d-d^{\epsilon_1}}(r_1^{\perp}) l_{j_1'}^{d^{\epsilon_1}}(r_2^*) l_{j_2'}^{d-d^{\epsilon_1}}(r_2^{\perp}) \quad (171)$$

Analogously, let $\kappa_{j_1, k_1, j_2, k_2}^d$ denote the eigenfunctions of the associated companion Kernel defined on the weights:

$$\mathcal{K}_{k_1, k_2}^d(\mathbf{w}_1, \mathbf{w}_2) = \sum_{j=0}^{\infty} a_{j, k_1, j', k_2}^d(\mathbf{w}_1) a_{j, k_1, j', k_2}^d(\mathbf{w}_2) \quad (172)$$

Define:

$$\psi_{j_1, j_2, k_1, k_2}(\mathbf{x}) = \theta_{j_1, k_1, j_2, k_2}^d(r^*, r_{\perp}) Y_k(\mathbf{x}^*/r^*) Y_k(\mathbf{x}_{\perp}/r_{\perp}). \quad (173)$$

And for the conjugate:

$$\phi_{j_1, j_2, k_1, k_2}(\mathbf{w}) = \kappa_{j_1, k_1, j_2, k_2}^d(b, \|u\|, \|v\|) Y_k(\mathbf{u}/\|u\|) Y_k(\mathbf{v}/\|v\|). \quad (174)$$

With a slight abuse of notation, we denote $\theta_{j,0,0,0}^d$ and $\kappa_{j,0,0,0}^d$ by θ_j^d and κ_j^d respectively. These correspond to eigenvalues for the zeroth-order radial Kernel along U^* .

We partition the indices j_1, j_2, k_1, k_2 into three disjoint sets:

$$\begin{aligned} \mathcal{S}_1 &= \{j_1, j_2, k_1, k_2 : k_1 = j_2 = k_2 = 0, j_2 \leq 2\} \cup \{j_1, j_2, k_1, k_2 : j_1 = j_2 = k_2 = 0, k_1 \leq k\} \\ \mathcal{S}_2 &= \{j_1, j_2, k_1, k_2 : j_2, 2j_1 + 2j_2/\epsilon_1 + k_1 + k_2/\epsilon_1\} - \mathcal{S}_1 \\ \mathcal{S}_3 &= \{j_1, j_2, k_1, k_2, \in \mathbb{N}^4\} - (\mathcal{S}_1 \cup \mathcal{S}_2). \end{aligned}$$

The above partitioning is motivated as follows:

- (i) \mathcal{S}_1 corresponds the set of eigenfunctions whose projections can be approximated via Z with $n_2, p_2 = \Theta(d^{k\epsilon_1})$ and are relevant towards learning $f^*(\mathbf{x})$.

- (ii) \mathcal{S}_2 corresponds to the set of eigenfunctions whose projections can be approximated by Z but do not contribute to the learning of $f^*(\mathbf{x})$.
- (iii) \mathcal{S}_3 corresponds to the high-degree set of eigenfunctions for which the number of samples, neurons n_2, p_2 are insufficient towards being approximated through Z .

Expressing Equation 158 in matrix form and applying Proposition 3, we obtain the following decomposition:

$$\begin{aligned}
Z &= \sum_{j=1}^{2k} \Theta_j^d(\mathbf{r}^*) D_j^r \mathfrak{R}_j^d(\mathbf{b}, \|\mathbf{u}\|) + \sum_{j=1}^k Y_j(U) D_j^{\mathcal{S}_1} Y_j(X^*) \\
&+ \sum_{j_1, j_2, k_1, k_2 \in \mathcal{S}_2} \Psi_{j_1, j_2, k_1, k_2}(X) D_{j_1, j_2, k_1, k_2}^{\mathcal{S}_2} \Phi_{j_1, j_2, k_1, k_2}(W) \\
&+ \sum_{j_1, j_2, k_1, k_2 \in \mathcal{S}_3} \Psi_{j_1, j_2, k_1, k_2}(X) D_{j_1, j_2, k_1, k_2}^{\mathcal{S}_3} \Phi_{j_1, j_2, k_1, k_2}(W),
\end{aligned} \tag{175}$$

where D_j^r, D_j^s denote diagonal matrices with entries $(b_j^d)^2, (a_j^d)^2$ respectively. We denote the above three-components corresponding to $\mathcal{S}_1, \mathcal{S}_2, \mathcal{S}_3$ as Z_1, Z_2, Z_3 respectively.

A.19 Approximation of Eigenfunctions

Let $M = |\mathcal{S}_1| \cup |\mathcal{S}_2|$. Since $B(d, k) = \Theta(d^k)$ (section A.2.2), we obtain $M = \Theta(d^{k\epsilon})$. The above partitioning of eigenfunctions translates to a ‘‘spike’’+bulk structure for Z , with the spikes arising from components corresponding to $\mathcal{S}_1, \mathcal{S}_2$ allowing the reconstruction of the corresponding eigenfunctions through the sample-covariance. The higher-degree components \mathcal{S}_3 , on the other hand, coalesce into a bulk. These properties are summarized in the following proposition, which constitutes the central result of this section:

Proposition 16. (i)

$$\left\| \frac{1}{p} \sum_{i=1}^p \psi_{\mathcal{S}_1 \cup \mathcal{S}_2}(\mathbf{x}) \psi_{\mathcal{S}_1 \cup \mathcal{S}_2}(\mathbf{x})^\top - \mathbb{I}_M \right\| = O_{\prec}(1) \tag{176}$$

(ii)

$$\left\| \frac{1}{n} \sum_{i=1}^n \phi_{\mathcal{S}_1 \cup \mathcal{S}_2}(\mathbf{w}) \phi_{\mathcal{S}_1 \cup \mathcal{S}_2}(\mathbf{w})^\top - \mathbb{I}_M \right\| = O_{\prec}(1) \tag{177}$$

(iii)

$$Z_3 Z_3^\top = c_d \mathbb{I}_d + o_d(1). \tag{178}$$

Proof. Equation 176 is a direct consequence of Lemma 2 and the hyper-contractivity of the spherical measure. Equation 177 however, requires additional control over the error in \mathbf{w} .

We start with showing that the covariance is well-approximated in expectation. Let $v \in \mathbb{R}^n, \|v\| = 1$ denote an arbitrary fixed unit vector. Then:

$$v^\top \mathbb{E} \left[\phi_{\mathcal{S}_1 \cup \mathcal{S}_2}(\mathbf{w}) \phi_{\mathcal{S}_1 \cup \mathcal{S}_2}(\mathbf{w})^\top - \mathbb{I}_M \right] v = \mathbb{E} \left[\sum_{s \in \mathcal{S}_1 \cup \mathcal{S}_2} v_s^2 \phi_s^2(\mathbf{w}) \right] - 1, \tag{179}$$

since ψ_i^2 are uniformly lipschitz on S_d , applying a taylor expansion on \mathbf{w} around u^* yields:

$$\mathbb{E} \left[\sum_{s \in \mathcal{S}_1 \cup \mathcal{S}_2} v_s^2 \psi_s^2(\mathbf{w}) \right] = \mathbb{E} \left[\sum_{s \in \mathcal{S}_1 \cup \mathcal{S}_2} v_s^2 \psi_s^2(\tilde{\mathbf{w}}) \right] + \mathcal{O}\left(\frac{1}{d^\delta}\right) \tag{180}$$

where we used that $h_v(\mathbf{w}) = \mathbb{E} \left[\sum_{s \in \mathcal{S}_1 \cup \mathcal{S}_2} v_s^2 \phi_s^2(\mathbf{w}) \right]$ is an even polynomial in \mathbf{w} . Therefore, $\mathbb{E} [\nabla h_v(\mathbf{w})] = 0$ while $\left\| \mathbb{E} [\nabla^2 h_v(\mathbf{w})] \right\| \leq C$ for some constant $C > 0$. Corollary 1 then ensures that the second order-term is bounded as

$\mathcal{O}(\frac{1}{d^\delta})$. Taking supremum over v for $\|v\| = 1$, we obtain:

$$\left\| \mathbb{E} \left[\phi_{\mathcal{S}_1 \cup \mathcal{S}_2}(\mathbf{w}) \phi_{\mathcal{S}_1 \cup \mathcal{S}_2}(\mathbf{w})^\top - \mathbb{I}_M \right] \right\| = \mathcal{O}\left(\frac{1}{d^\delta}\right), \quad (181)$$

for some $\delta > 0$. We move on to establishing the concentration of $\Phi_{\mathcal{S}_1}(\mathbf{w})$. By Equation 28 in Misiakiewicz [2022], spherical harmonics $Y_{m,k}$ of degree $k \in \mathbb{N}$ admit a basis with the following representing along the cartesian coordinates:

$$Y_\alpha(\mathbf{w}) = C_\alpha^{1/2} h_\alpha(w_1, w_2) \prod_{j=1}^{d-2} \left\{ \left(w_1^2 + \dots + w_{d-j+1}^2 \right)^{\alpha_j/2} \tilde{Q}_{\alpha_j}^{(d_j)} \left(\frac{w_{d-j+1}}{\sqrt{w_1^2 + \dots + w_{d-j+1}^2}} \right) \right\}, \quad (182)$$

where $\alpha \in \mathbb{N}^d$ contains at-most ℓ -non-zero entries. Therefore, $Y_\alpha(\mathbf{w})$ is a polynomial in at-most ℓ coordinates in \mathbf{w} along with the ℓ projection norms $r_j = \sqrt{\sum_{i=1}^j w_i^2}$. Applying part *ii*, *c* of Theorem 4 then implies that:

$$\sup_{i \in d^{\epsilon_1}} \left| \frac{1}{i} \sum_{j=1}^i \langle w_k^\top, w_i^* \rangle^2 \right| = \mathcal{O}_\prec\left(\frac{1}{d^{\epsilon_1}}\right). \quad (183)$$

Subsequently:

$$\left| Y_\alpha^{d^{\epsilon_1}}(\mathbf{u}_i) - Y_\alpha^{d^{\epsilon_1}}(\tilde{\mathbf{u}}_i^*) \right| = \mathcal{O}_\prec\left(\frac{1}{d^\delta}\right). \quad (184)$$

and:

$$\left| Y_\alpha(\mathbf{u}_i) - Y_\alpha(\tilde{\mathbf{u}}_i^*) \right| = \mathcal{O}_\prec\left(\frac{1}{d^\delta}\right). \quad (185)$$

Taking a union bound over the $\Theta(d^{k\epsilon_1})$ values of α yields:

$$\mathbb{E} \left[\max_\alpha Y_\alpha^2(\mathbf{w}) \right] = \tilde{\mathcal{O}}(1). \quad (186)$$

For the radial components recall that $\|u\|, \|v\| = \mathcal{O}_\prec(1)$ while the radial eigenfunctions are continuous.

Setting $\tilde{\delta} < \delta, \delta'$ and recalling that, $n_2 = \Theta(d^{k\epsilon_1 + \delta}), p_2 = \Theta(d^{k\epsilon_1 + \delta'})$ while $|\mathcal{S}_1 \cup \mathcal{S}_2| = \Theta(d^{k\epsilon})$, we may apply Lemma 2 to obtain:

$$\left\| \phi_{\mathcal{S}_1 \cup \mathcal{S}_2}(\mathbf{w}) \phi_{\mathcal{S}_1}(\mathbf{w})^\top - \mathbb{E} \left[\phi_{\mathcal{S}_1 \cup \mathcal{S}_2}(\mathbf{w}) \phi_{\mathcal{S}_1}(\mathbf{w})^\top \right] \right\| = \mathcal{O}_\prec\left(\frac{1}{d^\delta}\right) \quad (187)$$

where we absorbed the $d^{\tilde{\delta}}$ factor into the $\frac{1}{p}$ factor in the bound in Lemma 2 (Equation 55).

The proof of *(iii)* similarly follows from Propositions 4, 8 in Mei and Montanari [2022]. We outline the central steps. First, via the expansion of $\sigma(\cdot)$ given by Equation 158, for any \mathbf{x} , $\Psi_{\mathcal{S}_3}(\mathbf{x})^\top \Phi_{\mathcal{S}_3}(\mathbf{w})$ can be expressed as $\sigma(\langle \mathbf{w}, \mathbf{x} \rangle + b) - \Psi_{\mathcal{S}_1 \cup \mathcal{S}_2}(\mathbf{x})^\top \Phi_{\mathcal{S}_1 \cup \mathcal{S}_2}(\mathbf{w})$. Through Equation 182, $\Psi_{\mathcal{S}_3}(\mathbf{x})^\top \Phi_{\mathcal{S}_3}(\mathbf{w})$ therefore depends on \mathbf{w} only through a finite number of coordinates in U^* . Analogous to Equation 187 above, applying Lemma 2 and using $p \gg n$, we obtain that:

$$\left\| Z_3 Z_3^\top - G_3(X, X) \right\| = \mathcal{O}_\prec\left(\frac{1}{d^\delta}\right) \quad (188)$$

where $G_3(X, X)$ denotes the gram-matrix associated to the Kernel:

$$K_3(\mathbf{x}, \mathbf{x}') = \sum_{s \in \mathcal{S}_3} \lambda_s \psi_s(\mathbf{x}) \psi_s(\mathbf{x}'). \quad (189)$$

, applied to the data-matrix $X \in \mathbb{R}^{n \times d}$.

The gram-matrix $G_3(X^*, X^*)$ now corresponds exactly to the spherical distribution on U^* , with decay identical to the case of spherical data in Mei et al. [2022b]. Therefore, proposition 8 in Mei et al. [2022b] applies, resulting in the bound:

$$\left\| G_3(X^*, X^*) - c_d \mathbf{I} \right\| = \mathcal{O}_\prec\left(\frac{1}{d^\delta}\right) \quad (190)$$

for some constant $c > 0$.

□

A.20 Properties of the Feature-covariance Matrix

Having established Proposition 16 and the concentration of the top eigenvectors, the setting of Z is now reduced to the spike + “bulk” structure in the proof of Theorem 1 in Mei and Montanari [2022] with $\Theta(d^{k\epsilon_1})$ spikes arising from the eigenfunctions $\mathcal{S}_1, \mathcal{S}_2$ corresponding to near-identity sample-covariances and a remaining bulk with uniformly-bounded operator norm. Therefore, the proofs of Propositions 6, 7 in Mei and Montanari [2022], based on perturbation inequalities for singular values, singular vectors, result in the following estimates for Z :

Proposition 17. Z admits a singular value decomposition

$$Z = U_1 S_1 V_1^\top + U_2 S_2 V_2^\top + U_3 S_3 V_3^\top, \quad (191)$$

such that:

- (i) $\sigma_{\min}(S_1 \cup S_2) = \Theta_d(\frac{1}{d^{k\epsilon_1}})$
- (ii) $\|S_3 - c_3 \mathbf{I}\| = o_{d,p}(1)$, for some constant $c_3 > 0$.
- (iii) $\Psi_{S_1 \cup S_2}^\top U_3 = o_d(\sqrt{n_2})$ and $\Phi_{S_1 \cup S_2}^\top V_3 = o_d(\sqrt{p_2})$

The proof of the above Proposition follows directly through Proposition 6 in Mei and Montanari [2022]. The above result exactly characterizes the projections of functions onto pre-conditioned features:

Proposition 18. For any $g : \mathbb{R}^d \rightarrow \mathbb{R}$ such that the projections onto radial components of degree > 2 are $o_d(1)$:

$$Z(\mathbf{x}) \left(\frac{1}{n} Z^\top Z \right)^{-1} Z^\top g(X) = \mathcal{P}_{S_1} g(\mathbf{x}) + \mathcal{O}_{\prec} \left(\frac{1}{d^{\delta' - \delta}} \right). \quad (192)$$

The proof of part (ii) of Theorem 1 is then completed by showing that under Assumption 1, the projection onto \mathcal{S}_1 is exactly along $h^*(\mathbf{x})$:

Proposition 19. Under Assumption 1:

$$\mathcal{P}_{S_1} g(\mathbf{x}) = \mu_1 h^*(\mathbf{x}) + o_d(1). \quad (193)$$

Proof. By Assumption 3 and the composition of Hermite decompositions (Lemma 9), the non-vanishing terms along the radial component $\|x\|^2 - 1$ consists of total input-degree-2 and $2k$ while the remaining terms on the complement of h_ℓ^* have degree at least $3(k+1) > k$. \mathcal{S}_1 therefore consists exactly of the subspace with effective degree k . \square

A.21 Proof of Proposition 18

Let $\hat{g}(\mathbf{x}) = Z(\mathbf{x})^\top (ZZ^\top)^{-1} Z^\top g(X)$. Proposition 18 is equivalent to $\|\hat{g}(\mathbf{x}) - g(\mathbf{x})\|_2^2 = o_d(1)$. Expanding, we obtain:

$$\|\hat{g}(\mathbf{x}) - \mathcal{P}_k g(\mathbf{x})\|_2^2 = \|g(\mathbf{x})\|_2^2 - 2\langle \hat{g}(\mathbf{x}), \mathcal{P}_{S_1} g(\mathbf{x}) \rangle + \|\hat{g}(\mathbf{x})\|_2^2. \quad (194)$$

It therefore suffices to show that:

$$\langle \hat{g}(\mathbf{x}), \mathcal{P}_{S_1} g(\mathbf{x}) \rangle \rightarrow \|\mathcal{P}_{S_1} g(\mathbf{x})\|_2^2, \quad (195)$$

and:

$$\|\hat{g}(\mathbf{x})\|_2^2 \rightarrow \|\mathcal{P}_{S_2} g(\mathbf{x})\|_2^2. \quad (196)$$

Let g_{S_1} denote the vector with components:

$$g_{S_1} := [\mathbb{E} [g(\mathbf{x}) \Psi_s(\mathbf{x})] : s \in \mathcal{S}_1], \quad (197)$$

Let $\Lambda_{\leq 2, k}$ denote the diagonal matrix with the corresponding eigenvalues.

Then the above terms can be expressed as:

$$\langle \hat{g}(\mathbf{x}), \mathcal{P}_k g(\mathbf{x}) \rangle = g_{S_1}^\top D_{S_1} \Phi_{S_1}^\top \left(\frac{1}{n} Z Z^\top \right)^{-1} Z^\top g(X), \quad (198)$$

and:

$$\|\hat{g}(\mathbf{x})\|_2^2 = g(X)^\top Z \left(\frac{1}{n} Z Z^\top \right)^{-1} \Sigma \left(\frac{1}{n} Z Z^\top \right)^{-1} Z^\top g(X), \quad (199)$$

where Σ denotes the feature covariance:

$$\Sigma = \frac{1}{p_2} \mathbb{E} \left[Z(\mathbf{x})Z(\mathbf{x})^\top \right] = \frac{1}{p_2} \sum_{j_1, j_2, k_1, k_2} \Phi_{j_1, j_2, k_1, k_2}(W) \Phi_{j_1, j_2, k_1, k_2}(W)^\top \quad (200)$$

To compute the above terms, we use Proposition 17 to estimate certain intermediate quantities similar to Proposition 7 in Mei and Montanari [2022]:

Proposition 20. *Under the setup of Theorem 1, with the decomposition of eigenfunctions specified by Equation 175 :*

(i)

$$\psi_{\mathcal{S}_1}^\top Z \left(\frac{1}{n} Z^\top Z \right)^{-1} \phi_{\mathcal{S}_1} D_{\mathcal{S}_1} = \mathbb{I}_{m_1} + \mathcal{O}_{\prec}(1) \quad (201)$$

$$D_{\mathcal{S}_1} \phi_{\mathcal{S}_1}^\top Z \left(\frac{1}{n} Z^\top Z \right)^{-1} Z^\top \frac{1}{p_2} f_{\mathcal{S}_3} = \mathcal{O}_{\prec}(1) \quad (202)$$

$$\left\| \psi_{\mathcal{S}_1}^\top Z \left(\frac{1}{n} Z^\top Z \right)^{-1} \phi_{\mathcal{S}_1} D_{\mathcal{S}_1} \right\| = \mathcal{O}_{\prec} \left(\frac{1}{\sqrt{n}} \right) \quad (203)$$

(ii)

$$\frac{n}{p_2} \|\Sigma_{\mathcal{S}_3}\| = o_d(1) \quad (204)$$

(iii)

$$\|\Psi_{\mathcal{S}_2} f^*(X)\| = o_d(1), \quad (205)$$

Under the above proposition, the terms given by Equations 198, 199 simplify as follows:

$$\begin{aligned} g_{\mathcal{S}_1} D_{\mathcal{S}_1} \Phi_{\mathcal{S}_1}^\top \left(\frac{1}{n} Z Z^\top \right)^{-1} Z^\top g(X) &= g_{\mathcal{S}_1} D_{\mathcal{S}_1} \Phi_{\mathcal{S}_1}^\top \left(\frac{1}{n} Z Z^\top \right)^{-1} Z_{1,2}^\top g_{1,2}(X) \\ &+ g_{\mathcal{S}_1} D_{\mathcal{S}_1} \Phi_{\mathcal{S}_1}^\top \left(\frac{1}{n} Z Z^\top \right)^{-1} Z_{1,2}^\top g_3(X) + g_{\mathcal{S}_1} D_{\mathcal{S}_1} \Phi_{\mathcal{S}_1}^\top \left(\frac{1}{n} Z Z^\top \right)^{-1} Z_3^\top g(X) \end{aligned}$$

By Equation 201, the first term converges to $\|\mathcal{P}_{\mathcal{S}_1} g(\mathbf{x})\|^2$ while the other two terms are bounded as $\mathcal{O}_{\prec}(\frac{1}{\sqrt{n}})$ by Equations 202, 203 respectively.

Similarly,

$$\begin{aligned} g(X)^\top Z \left(\frac{1}{n} Z Z^\top \right)^{-1} \Sigma \left(\frac{1}{n} Z Z^\top \right)^{-1} Z^\top g(X) &= g(X)^\top Z \left(\frac{1}{n} Z Z^\top \right)^{-1} \Sigma_{1,2} \left(\frac{1}{n} Z Z^\top \right)^{-1} Z^\top g(X) \\ &+ g(X)^\top Z \left(\frac{1}{n} Z Z^\top \right)^{-1} \Sigma_3 \left(\frac{1}{n} Z Z^\top \right)^{-1} Z^\top g(X) \end{aligned}$$

By Equation 203, the second term is bounded as $\mathcal{O}_{\prec}(1)$. This completes the proof of part (ii) of Theorem 4.

A.22 Proof of part (iii): Fitting the Target

Upon the completion of part (ii), the second-layer pre-activations $h_2(\mathbf{x}) = W_2 \sigma(W_1 \mathbf{x})$ are approximately equivalent to those of a random feature-mapping applied to the scalar input $h^*(\mathbf{x})$, with the random weights of the feature mapping given by $\tilde{w} = cw_3$, with $c = \eta \sigma'(0)$ as in Proposition 13. Hence, we introduce the Kernel $K(\cdot, \cdot) : \mathbb{R}^2 \rightarrow \mathbb{R}$:

$$K(z_1, z_2) := \mathbb{E}_{w \sim \mathcal{N}(0,1)} [\sigma(cwz_1 + b) \sigma(cwz_2 + b)]. \quad (206)$$

For $Z \in \mathbb{R}^n$, we further denote by $K(Z, Z)$ the corresponding gram-matrix $K(Z, Z) \in \mathbb{R}^{n \times n}$, with entries

$$K(Z, Z)_{i,j} = K(z_i, z_j). \quad (207)$$

Let \mathcal{H}_K denote the RKHS corresponding to the Kernel K . Since the moments of $h^*(\mathbf{x})$ are uniformly bounded in d , we obtain:

Proposition 21. [*Caponnetto and De Vito [2007]*] For any $\delta > 0$, and large enough d , \exists constants c, C such that with $\lambda = \Theta(\sqrt{n})$:

$$\left\| k(h^*, H^*) \left(\frac{1}{n} K(H^*, H^*) + \lambda \mathbb{I} \right)^{-1} \frac{1}{\sqrt{n}} g^*(H^*) - g^*(h^*) \right\|_2^2 - \inf_{f \in \mathcal{H}_K} \left[\|f - g^*(h^*)\|_2^2 + \lambda \|f\|_{\mathcal{H}_K} \right] \leq C \frac{N_K(\lambda) \log(\frac{1}{\delta})^c}{n}, \quad (208)$$

where $H^* \in \mathbb{R}^N$ contains independent samples $h^*(\mathbf{x})$, and $N_K(\lambda)$ denotes the ‘‘effective-dimension’’:

$$N_K(\lambda) = \text{Tr}[(K + \lambda)^{-1} K], \quad (209)$$

which admits the following trivial bound:

$$N_K(\lambda) \leq \frac{\text{Tr}[K]}{\lambda} \quad (210)$$

We next translate the above bound into generalization error through a control of the approximation error term.

Note that the uniform bounds on the moments of $h^*(\mathbf{x})$ and Markov’s inequality, for any $\epsilon > 0$, $\exists R_\epsilon > 0$ such that for large enough d :

$$\Pr[h^*(\mathbf{x}) \notin B_{R_\epsilon}] \leq \epsilon \quad (211)$$

Next, define the following class of functions:

$$\mathcal{F}_\epsilon = \{f \in \mathcal{H}_K : \text{supp}(f) \in B_{R_\epsilon}\}. \quad (212)$$

Then:

$$\inf_{f \in \mathcal{H}_K} \left[\|f - g^*(h^*)\|_2^2 + \lambda \|f\|_{\mathcal{H}_K} \right] \leq \inf_{f \in \mathcal{F}_\epsilon} \left[\|f - g^*(h^*)\|_2^2 + \lambda \|f\|_{\mathcal{H}_K} \right] \quad (213)$$

Restricted to the compact set B_{R_ϵ} , universality of random feature Kernels with non-polynomial, polynomially-bounded activations [Sun et al. \[2018\]](#) implies that for any $\epsilon > 0$, $\exists f_\epsilon \in \mathcal{H}_K$ such that:

$$\inf_{f \in \mathcal{F}_\epsilon} \left[\left\| f - g^*(h^*) \mathbf{1}_{h^* \in B_{R_\epsilon}} \right\|_2^2 + \lambda \|f\|_{\mathcal{H}_K} \right] \leq \epsilon + \lambda \|f_\epsilon\|_{\mathcal{H}_K}^2. \quad (214)$$

Therefore, by setting λ small enough such that:

$$\lambda_\epsilon \|f_\epsilon\|_{\mathcal{H}_K}^2 \leq \epsilon, \quad (215)$$

we obtain:

$$\inf_{f \in \mathcal{F}_\epsilon} \left[\|f - g^*(h^*)\|_2^2 + \lambda \|f\|_{\mathcal{H}_K} \right] \leq 2\epsilon + \left\| g^*(h^*) \mathbf{1}_{h^* \notin B_{R_\epsilon}} \right\|_2^2. \quad (216)$$

By Cauchy-Schwartz and the uniform bound on $\mathbb{E} [g^*(h^*)^2]$, the last term in the RHS is bounded by $C\epsilon$ for some constant $C > 0$.

Subsequently, we may set n in Proposition 21 large enough such that:

$$C \frac{\text{Tr}[K] \log(\frac{1}{\delta})^c}{\lambda n} \leq \epsilon, \quad (217)$$

Implying that for small enough $\lambda(\epsilon)$ and large enough $n(\epsilon, \delta)$, with probability $1 - \delta$:

$$\left\| k(h^*, H^*) (K(H^*, H^*) + \lambda \mathbb{I})^{-1} g^*(H^*) - g^*(h^*) \right\|_2^2 \leq C\epsilon, \quad (218)$$

for some constant $C > 0$.

Now, returning to the true features $h^2(\mathbf{x})$, it remains to combine the above estimate with the concentration of the gram-matrix to the associated Kernel. This is established similar to the proof of Proposition 16 through Lemma 2.

Note that the above argument does not yield the dependence of λ, n on ϵ . Such an explicit dependence requires finer control on the approximation, source terms. For such an analysis, we refer to the explicit rademacher complexity based bounds for ReLU activation in [Damian et al. \[2022\]](#).

We remark that more quantitative estimates can be obtained through rademacher-complexity based analysis for specification activations such as Relu [[Damian et al., 2022](#)].

A.23 Relaxing Assumption 3

In this section, we address the requirement of Assumption 3 and steps towards relaxing it. Assumption 3 simplifies our analysis by ensuring that $\mathcal{P}_{S_1} f^*(\mathbf{x})$ is exactly $h^*(\mathbf{x})$ arising from the first-order Hermite coefficient of $g^*(\mathbf{x})$. In general, however, the degree- k approximation of $f^*(\mathbf{x})$ may contain additional components involving higher-degree dependence on $h^*(\mathbf{x})$. For instance, if $g^*(\mathbf{x})$ has a non-zero second-order Hermite coefficient, then Lemma 9 implies that $\text{He}_2(h^*(\mathbf{x}))$ can be decomposed into components of Hermite degree $4, 4, \dots, 2k$. Therefore, if $k \geq 4$, gradient updates to W_2 result in $h_2(\mathbf{x}) \approx c(h^* + \text{higher order components})$. While ideally one would hope that the learning of such additional components would only help towards fitting $f^*(\mathbf{x})$ by w_3 , this would require the second-layer pre-activations to disentangle h^* and the remaining components i.e. to specialize across non-linear features. Analysis of such a specialization remains challenging due to the reasons described in Appendix 3. Therefore, relaxing Assumption 3 requires going beyond the single-spike ($r = 1$) non-linear feature learning.

Additionally, as we saw through the decomposition of the activation into radial and spherical arguments (Equation 158), the radial components exhibit slower-decay w.r.t the degree. Therefore, $d^{k\epsilon}$ samples, neurons suffice towards learning degree- k components on $\frac{1}{\sqrt{d^{\epsilon_1}}} \|x^*\|^2$ which correspond to degree $2k$ components on \mathbf{x} . We believe this to be an artifact of our choice $a^* = 1$, which leads to a special dependence along the radial component. Going beyond the isotropic $a^* = 1$ setting is however, challenging due to our reliance on diagonalization of the associated Kernel along a fixed basis.

B Deeper networks: Proof of Theorem 2

In this section, we discuss the main challenges that arise when extending the arguments for proving the main Theorem 1 to MIGHT functions ($r > 1$) and general depth targets ($\ell > 3$).

By the independence and asymptotic Gaussianity of the features $\mathbf{h}_\ell^*(\mathbf{x})$ we expect the above result to extend to a general number of layers. However, proving such a result in its full-generality requires accounting for the non-asymptotic rates for the tails of $\mathbf{h}_\ell^*(\mathbf{x})$ and the associated kernels.

Instead, we prove a weaker result corresponding to the hierarchical weak-recovery of a single non-linear feature at a general level of depth, given by Theorem 2.

The central tool underlying our proof is a propagation of hyper-contractivity through the layers:

Proposition 22 (Propagation of Hyper-contractivity). *Let $f : \mathbb{R} \rightarrow \mathbb{R}$ be a polynomial of finite-degree k . Then, for any $\ell \in \mathbb{N}$:*

$$(i) \quad h_\ell^*(\mathbf{x}) = \mathcal{O}_{\prec}(1).$$

$$(ii) \quad \text{For any } \delta > 0: \mathbb{E} \left[|h_\ell^*(\mathbf{x})| \right] = \mathcal{O}\left(\frac{1}{\sqrt{d^{\epsilon_\ell - \delta}}}\right)$$

$$(iii) \quad \mathbb{E} \left[\left\| h_\ell^*(\mathbf{x}) h_\ell^*(\mathbf{x})^\top - \mathbb{I}_{p_\ell} \right\| \right] = \mathcal{O}\left(\frac{1}{\sqrt{d}}\right).$$

Proof. The proof proceeds by induction. For $\ell = 1$, the statements hold by Gaussian-hypercontractivity (Lemma 5) since He_k for distinct w_i^* are uncorrelated, zero-mean random variables and thus $h_2^*(\mathbf{x})$ has all moments of bounded order.

Suppose the statements hold for some $\ell \in \mathbb{N}$. Applying Lemma 1, we obtain:

$$\mathbb{E} \left[\left| \text{He}_k(h_\ell^*) \right| \right] = \mathcal{O}\left(\frac{d^\delta}{\sqrt{d^{\epsilon_\ell}}}\right) \tag{219}$$

, for any $\delta > 0$. Subsequently, applying 8 leads to the following propagation of tails:

$$\begin{aligned} h_{\ell+1,m}^*(\mathbf{x}) &= \frac{1}{\sqrt{d^{\epsilon_{\ell-1} - \epsilon_\ell}}} \mathbf{a}_{\ell,m}^{*\top} P_{k,m,\ell} \left(\mathbf{h}_{\ell-1, \{1+(m-1)d^{\epsilon_{\ell-1} - \epsilon_\ell}, \dots, md^{\epsilon_{\ell-1} - \epsilon_\ell}\}}(\mathbf{x}) \right) \\ &= \frac{1}{\sqrt{d^{\epsilon_{\ell-1} - \epsilon_\ell}}} \sum_{i=1}^{\sqrt{d^{\epsilon_{\ell-1} - \epsilon_\ell}}} \mathcal{O}_{\prec}(1) = \mathcal{O}_{\prec}(1), \end{aligned}$$

where we used the bound $h_\ell^*(\mathbf{x}) = \mathcal{O}_{\prec}(1)$ by the induction hypothesis. By Lemma 8 and Equation 219, for any $\delta > 0$, we obtain that:

$$\mathbb{E} \left[|h_{\ell+1,m}^*(\mathbf{x})| \right] = \mathcal{O}\left(\sqrt{d^{\epsilon_\ell - \epsilon_{\ell+1}}} \frac{1}{\sqrt{d_\ell^\epsilon}}\right) = \mathcal{O}\left(\frac{1}{\sqrt{\epsilon_{\ell+1}}}\right). \tag{220}$$

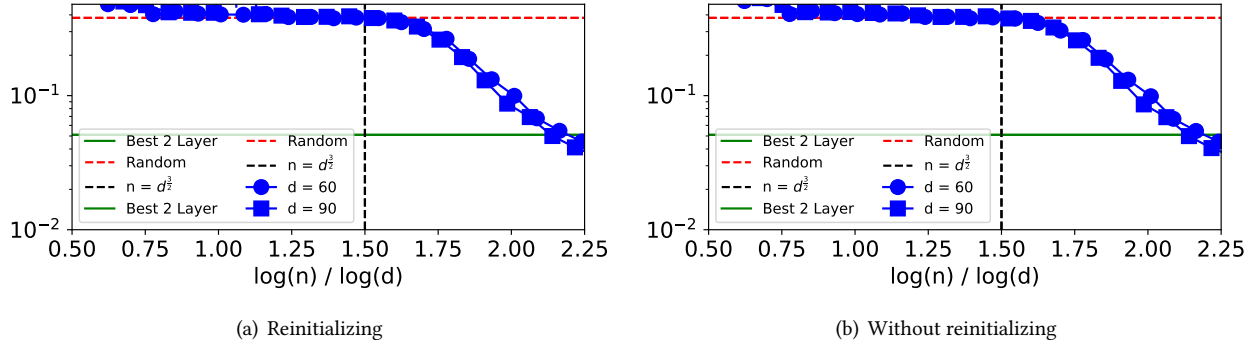


Figure 6: Reinitialization of subsequent layers: The plots compare the generalization error achieved by two variants of the layerwise procedure in Theorem 1. The left panel illustrates a routine with reinitialization of the subsequent layers against a procedure where this assumption is relaxed in the right panel. There is no substantial difference between the two algorithms when looking at the generalization performance.

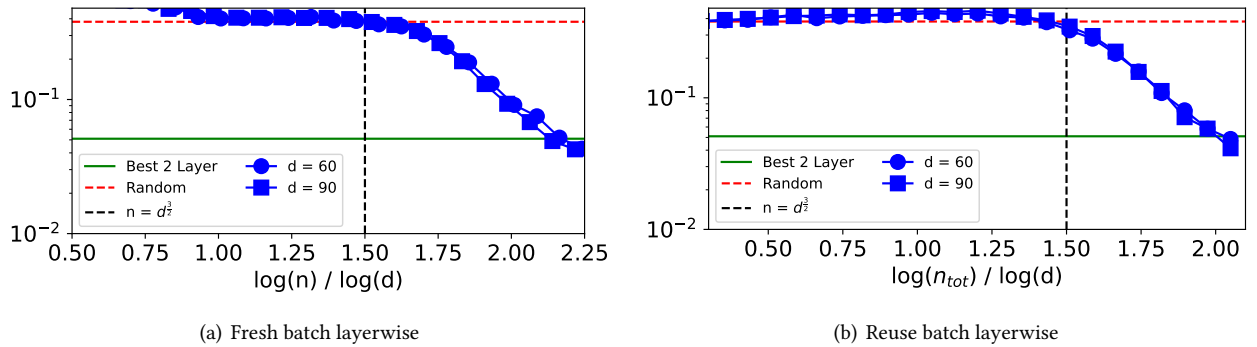


Figure 7: Reuse of the same data batch over layers: The plots compare the generalization error achieved by two variants of the layerwise procedure in Theorem 1. The left panel illustrates a routine without using the same batch of data for different layers of training, while on the right this assumption is relaxed by always holding constant the total number of samples seen for every layer. There is no substantial difference between the two algorithms when looking at the generalization performance.

□

The above proposition establishes that the hidden features $h_\ell^*(\mathbf{x})$ maintain errors in means $\mathcal{O}_\prec(\frac{1}{\sqrt{d^{\epsilon_\ell}}})$ and preserve tails of the form $\mathcal{O}_\prec(1)$. Theorem 2 then follows by noting that the above error bounds suffice for Proposition 16 to hold for the feature-matrix $\sigma(W h_{L-1}^*(\mathbf{x}))$. Concretely, $h_\ell^*(\mathbf{x}) = \mathcal{O}_\prec(1)$ ensures that Lemma 2 applies while the errors in means, covariances suffice for the expected covariance of spherical harmonics to converge to \mathbf{I} . We again write:

$$\sigma(W h_{L-1}^*(\mathbf{x})) = \Psi_{S_1}(h_{L-1}^*(\mathbf{x}))\Phi(W)_{S_1}^\top + \Psi_{S_3}(h_{L-1}^*(\mathbf{x}))\Phi(W)_{S_3}^\top, \quad (221)$$

Unlike Proposition 16 that involved approximations in W , the above decomposition involves approximating $h_{L-1}^*(\mathbf{x})$ through equivalent Gaussian-inputs \mathbf{x} . The proof follows that of Proposition 16, with Proposition 22 implying that:

$$\left\| \Psi_{S_1}(h_{L-1}^*(\mathbf{x}))\Psi_{S_1}(h_{L-1}^*(\mathbf{x}))^\top - \mathbb{I}_M \right\| = \mathcal{O}_\prec\left(\frac{1}{\sqrt{d^{\epsilon_1}}}\right). \quad (222)$$

C Details on the Numerical Investigation

In this section, we provide additional insights into the numerical illustrations presented in the main text. We refer to <https://github.com/IdePHICS/ComputationalDepth> for the code.

C.1 Shallow methods

We illustrate in Fig. 4 the performance of two shallow methods: kernels (orange) and two-layer networks (green). At stake with three-layer architectures (red and blue), shallow methods are not able to perform non-linear feature learning, hence resulting in suboptimal performance. Below, we provide additional clarifications on these methods.

Kernel methods – We consider a quadratic kernel $k(\mathbf{x}_1, \mathbf{x}_2) = (\mathbf{x}_1^\top, \mathbf{x}_2) + (\mathbf{x}_1^\top, \mathbf{x}_2) + c = \varphi_{\text{quad}}^\top(\mathbf{x}_1)\varphi_{\text{quad}}(\mathbf{x}_2)$ that is an optimal choice among kernel mappings in the data regime explored ($n = o_d(d^{2+\delta})$), as follows by the asymptotics results in Mei and Montanari [2022]. The feature map φ_{quad} is not learned, therefore we refer to kernel methods as “fixed feature” methods. The lack of feature learning, and therefore adaptation to the relevant low-dimensional subspaces present in the SIGHT target f^* , results in a large error value achieved by the best possible kernel methods (signaled with an orange solid line in Fig. 4) that serve as a lower bound for the simulations (shown as orange points). This bound coincides with the best quadratic approximation of the target as shown by Mei and Montanari [2022]. The figure shows also neatly the presence of the double descent peak when the number of data equals the dimension of the feature space, sometimes called the interpolation peak: $n_{\text{peak}} = d(d-1)/2 + d + 1$; this is illustrated by a vertical orange dashed line in the left section of Fig. 4.

Two-layer networks – Two-layer networks are able, on the other hand, to capture linear features in the SIGHT target f^* (denoted W^* in eq. (1)). This is exemplified in Fig. 4 by the green points, with a net decrease in the test error with respect to kernel methods (orange ones). The generalization error shows a transition around the expected $\kappa = 1.5$, where Theorem 1 predicts that the linear features W^* are recovered (shown in the illustration by a vertical black line). However, we observe that two-layer networks in this setting cannot surpass the green solid line, corresponding to the best quartic approximation of the target. This is explained by the fact that, although partial dimensionality reduction has been achieved $d \rightarrow d^{\varepsilon_1} = \sqrt{d}$, two-layer networks are still performing random features in a \sqrt{d} -dimensional space. Therefore, with $n \simeq p = O(d^2) = O(\sqrt{d}^4)$ samples and neurons, we can fit the best quartic approximation of the target [Mei and Montanari, 2022].

C.2 Three layer networks

The results portrayed in Fig. 4 show a stark contrast between two and three-layer networks, with the latter surpassing the best possible performance for a shallow network (green solid line) thanks to the presence of non-linear feature learning.

We consider two training routines: a) the layerwise procedure, resembling Theorem 1 and algorithmically described in Alg. 1; b) training using backpropagation and vanilla regularized gradient descent for all the layers jointly.

Remark on Algorithm 1 – Throughout this section we will consider a slight generalization of the routine in Alg. 1: we will update the second layer weights reusing a single batch of size $\mathcal{O}(d^{k\varepsilon})$ for up to $\mathcal{O}(d^{k\varepsilon})$ steps instead of using a single gradient step with preconditioning. We refer to Sec. A.14 for discussion on the difficulties of analyzing rigorously such routine.

Moreover, we do not follow all the theoretical prescriptions needed to prove rigorously the results and included in Alg. 1. The goal of Figures 6 and 7 is to exemplify the capability of lifting some of the theoretically needed assumptions. Respectively, in Fig. 6 we analyze the presence of reinitialization of subsequent layers, and in Fig. 7 we consider the presence of shared batches across layers. In both cases, we do not observe a stark difference between the two settings.

Finally, we plot the training and validation loss curves that guided our analysis (See Fig. 8).

C.3 Visualizing Feature Learning

In this section, we complement the observations made in Figure 5. The striking capability of a three-layer network, as unveiled by our hierarchical construction, is to perform non-linear feature learning (equivalent to having a $M_h > 0$ as the input dimension diverges in the bottom panel of Fig. 5). Fig. 5 uses the trained weights and illustrates the behavior of the sufficient statistics for different values of κ , showing a transition around the theoretically predicted value of $\kappa = 1.5$. We use 1000 random samples to estimate the expectation defining the non-linear overlap M_h .

We exemplify in Fig. 9 the “dual” plot of Fig. 5 by showing the evolution in time of the sufficient statistics M_W, M_h for two different values of $\kappa = \frac{\log n}{\log d}$. The plot shows that when $\kappa < 1.5$ (the critical threshold) feature learning is impossible, as it is reflected by the overlaps attaining the random guess value. On the other hand for $\kappa > 1.5$ the overlaps grow far from the random initialization performance.

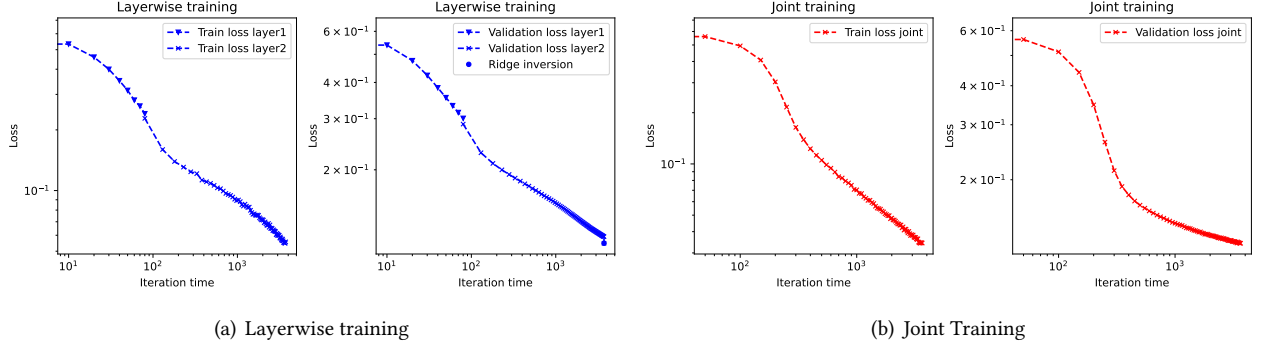


Figure 8: Training/Validation loss: The plots illustrate the behavior of the training and validation losses as a function of the iteration time. It shows respectively on the left the layerwise training procedure inspired by Theorem 1 (Alg. 1), while on the right standard joint training using backpropagation.

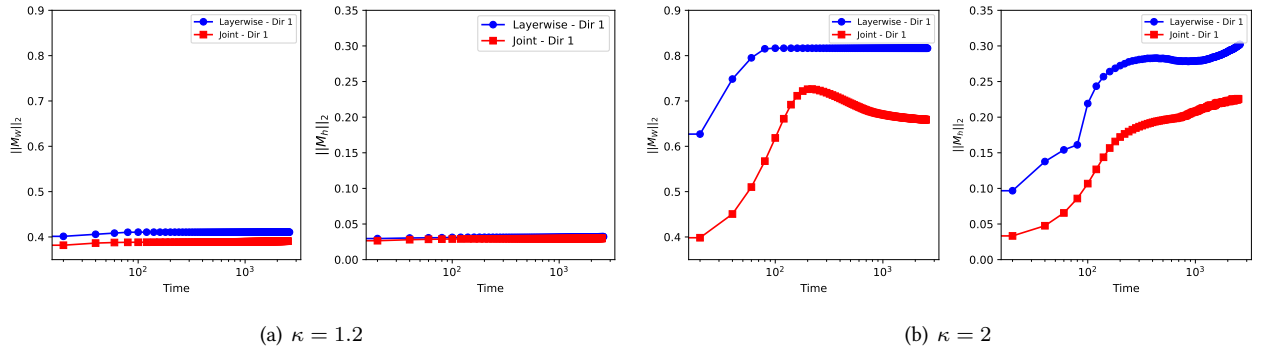


Figure 9: Visualizing Feature Learning: The plot shows the evolution of the ℓ_2 norm of the overlaps (Definition 1) as a function of the training time t for two different values of $\kappa = \frac{\log n}{\log d}$, respectively $\kappa = 1.2$ on the left and $\kappa = 2$ on the right. Different training methods are illustrated with different colors: in blue the layerwise training (Alg. 1), in red standard joint training using backpropagation.

Additionally, we illustrate the evolution in time of the overlaps under the learning of MIGHT functions (eq. (4)) in Fig. 10. The figure exemplifies the necessity of Assumption 1 that refers to the generalization of the information exponents Ben Arous et al. [2021], Damian et al. [2024] of the multi-index target literature to the present hierarchical setting.

C.4 Hyperparameters

In every figure showing sufficient statistics or generalization errors, we average over 20 different seeds and plot the median. The regularization strengths for the different layers are optimized with standard hyperparameter sweeping for every value of κ plotted, while the other hyperparameters are considered fixed. More precisely, we fix:

- (i) First hidden layer size: $p_1 = \text{int}(n_{max}^{1-\delta})$, with n_{max} the maximal n probed in the respective plot and $\delta = 0.1$
- (ii) Second hidden layer size: $p_2 = 600$.
- (iii) Hidden layer size for two-layer network: $p = \text{int}(p_1/25)$
- (iv) Learning rates: while the orders of magnitude for the different learning rates as a function of d are provided in Alg. 1 for layerwise training we use fixed prefactor $lr_1 = 1, lr_2 = 2$. Concerning joint training we use instead for all the three layers all the prefactors equal to 0.2.
- (v) Minibatch size: $n_b = \text{int}(\frac{7n}{10})$, with $n = d^\kappa$.
- (vi) Iteration time: we follow the prescriptions of Theorem 1 iterating for $T_1 = O(\text{polylog}(d))$ steps and $T_2 = O(d^{1.5})$ steps. In the numerical implementation we consider for layerwise training $T_1 = \text{int}(15 \log d), T_2 = \text{int}(5d^{1.5})$. On the other hand, for standard training using backpropagation, we iterate jointly all the layers for T_2 steps.

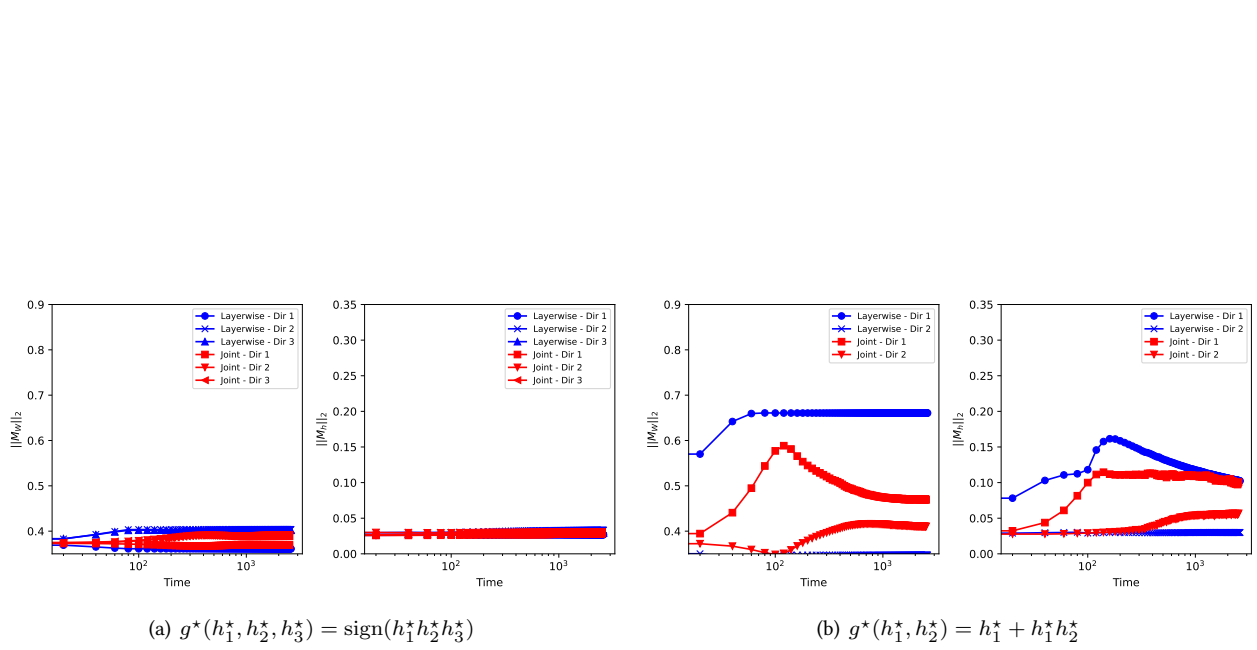


Figure 10: Easy and Hard Features: The plot shows the evolution of the ℓ_2 norm of the overlaps (Definition 1) as a function of the training time t for two different values MIGHT functions $f^*(\mathbf{x}) = g^*(\{h_i^*\}_{i=1}^r)$ (See eq. (4)). Different training methods are illustrated with different colors: in blue the layerwise training (Alg. 1), in red standard backpropagation. The overlap component along different directions ($h_l^*, l = 1 \dots r$) are signaled with different markers.