

INFOQUEST: EVALUATING MULTI-TURN DIALOGUE AGENTS FOR OPEN-ENDED CONVERSATIONS WITH HIDDEN CONTEXT

Bryan L. M. de Oliveira^{1,2,*}, **Luana G. B. Martins**^{1,2}, **Bruno Brandão**^{1,2}, **Luckeciano C. Melo**^{1,3}

¹Advanced Knowledge Center for Immersive Technologies – AKCIT, Brazil

²Institute of Informatics, Federal University of Goiás, Brazil

³OATML, University of Oxford, United Kingdom

*bryanlincoln@discente.ufg.br

ABSTRACT

While large language models excel at following explicit instructions, they often struggle with ambiguous or incomplete user requests, defaulting to verbose, generic responses rather than seeking clarification. We introduce InfoQuest, a multi-turn chat benchmark designed to evaluate how dialogue agents handle hidden context in user requests. The benchmark presents intentionally ambiguous scenarios that require models to engage in information-seeking dialogue through clarifying questions before providing appropriate responses. Our evaluation of both open and closed-source models reveals that while proprietary models generally perform better, all current assistants struggle with effectively gathering critical information, often requiring multiple turns to infer user intent and frequently defaulting to generic responses without proper clarification. We provide a systematic methodology for generating diverse scenarios and evaluating models' information-seeking capabilities, offering insights into the current limitations of language models in handling ambiguous requests through multi-turn interactions.

1 INTRODUCTION

Large language models (LLMs) have demonstrated remarkable capabilities in following explicit instructions and engaging in task-oriented dialogue. However, when users provide incomplete or ambiguous requests – a common occurrence in real-world interactions – these models often default to producing verbose, generic responses rather than seeking clarification (Kuhn et al., 2022; Kim et al., 2023; Chi et al., 2024; Zhou et al., 2024).

As a motivating example, consider the conversation shown in Figure 1. The left block provides the conversation context. The center block illustrates how a naive agent responds with a lengthy, generic explanation, making assumptions about the user's context. In contrast, the right block shows an information-seeking agent engaging in focused dialogue, asking targeted clarifying questions to understand the specific scenario before providing a tailored response. This example highlights how current LLMs often fail to recognize and resolve ambiguity through active information gathering, defaulting to overly broad responses that may not address the user's actual needs.

Evaluating the ability of a dialogue agent in open-ended conversations presents unique challenges. In constrained environments such as games or structured tasks, it is relatively straightforward to quantify how well a model collects relevant context (Hausknecht et al., 2020; Yao et al., 2022; Abdulhai et al., 2023; Zhou et al., 2024). However, measuring this capability becomes significantly more complex in open-ended multiturn settings that better reflect everyday human-AI interactions. The key challenge lies in the unbounded nature of these interactions – there is no predefined "correct" sequence of questions or complete set of information to gather, making it difficult to establish ground truth or quantitative metrics. While existing benchmarks have focused on structured tasks or specific dialogue abilities (Bai et al., 2024; Kwan et al., 2024), there remains a need for evaluation frameworks that can assess how models handle the inherent ambiguity and contextual complexity of natural conversations.

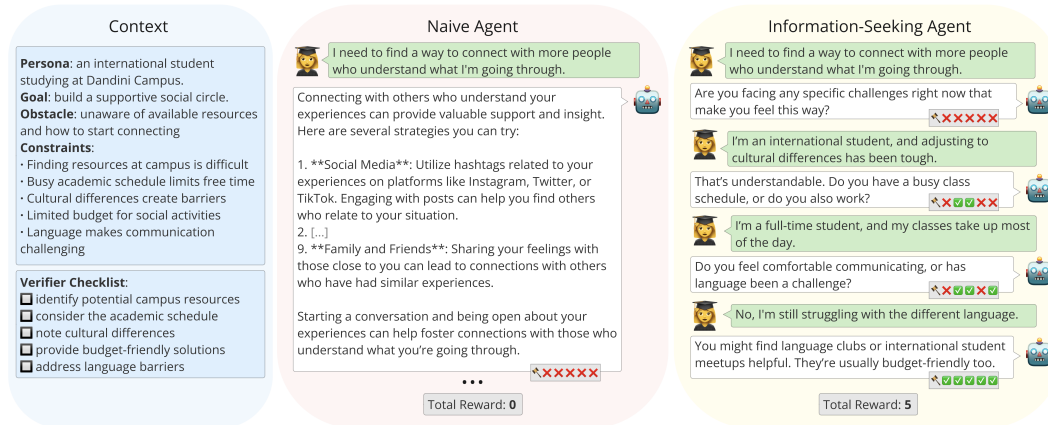


Figure 1: Naive vs. information-seeking agents handling ambiguous user requests. Left: context. Center: naive agent’s verbose response. Right: information-seeking agent’s targeted questions.

To address this gap, we introduce *InfoQuest*, a multi-turn chat benchmark specifically designed to evaluate how dialogue agents handle hidden context in user requests. The benchmark simulates conversational settings with intentionally open-ended and ambiguous requests by generating seed messages that could plausibly come from multiple distinct personas, each with their own goals and constraints. This controlled ambiguity requires agents to demonstrate effective information-seeking behavior through clarifying questions and progressively infer the user’s specific context before providing a satisfactory answer. The benchmark uses a combination of LLMs to simulate realistic user responses and evaluate the assistant’s ability to gather critical information through targeted questioning.

Our evaluation reveals that while closed-source models generally outperform open-source ones, all current assistants struggle to effectively handle hidden information across diverse user scenarios. Notably, we find that models require multiple turns to infer user intent and address latent requests, demonstrating poor sample efficiency. Qualitatively, we observe that models often default to generic responses without asking clarification questions, highlighting a key area for improvement in developing more interactive and context-aware conversational agents.

Contributions. This work contributes to the field by introducing *InfoQuest*, a novel benchmark for evaluating how language models handle open-ended conversations with hidden context. We develop a systematic methodology for generating diverse, ambiguous scenarios that require models to engage in multi-turn dialogue to uncover critical information. Additionally, we conduct comprehensive experiments comparing both open-source and proprietary models on their ability to handle ambiguous requests through multi-turn interactions, providing insights into the current limitations of LLMs in this area and identifying key challenges in information-seeking dialogue.

2 RELATED WORK

Our work builds on prior research in clarification questions and multi-turn dialogue evaluation. Recent work has explored various approaches to handling ambiguous queries through clarification questions. Kuhn et al. (2022) proposed a two-stage framework that first classifies whether a question is ambiguous, then generates appropriate clarifying questions. However, their evaluation focused on single-turn interactions using paired ambiguous and unambiguous questions. Kim et al. (2023) developed a method to generate comprehensive trees of disambiguations to address ambiguous queries in a single response, in contrast to our focus on interactive multi-turn clarification. Chi et al. (2024) introduced an approach for selecting clarifying questions that maximize certainty in book search tasks, though their work was limited to this specific domain rather than open-ended dialogue.

Several benchmarks have been developed to evaluate multi-turn dialogue capabilities in constrained settings. Hausknecht et al. (2020) created interactive fiction games that require information gathering through a text interface. Yao et al. (2022) developed a shopping website simulation where agents

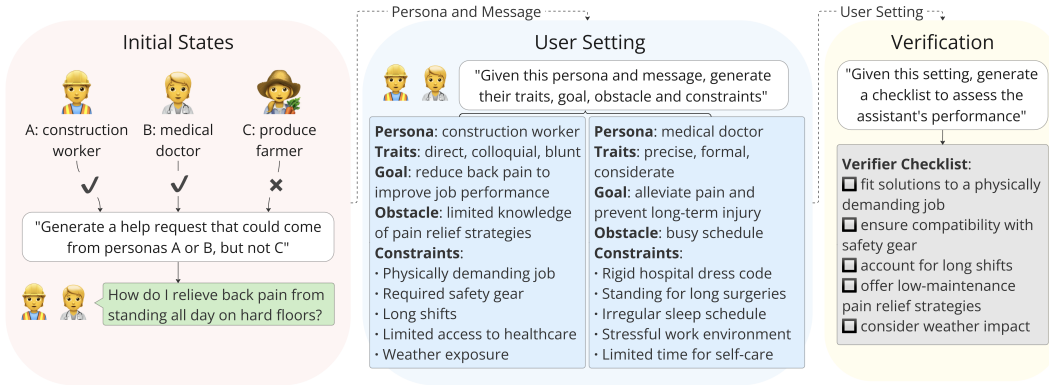


Figure 2: **InfoQuest’s three-stage benchmark construction process.** Left: initial state generation by selecting personas and creating ambiguous messages. Center: user setting with persona traits, goals, obstacles and constraints. Right: generation of a checklist to evaluate information gathering.

must navigate constraints to complete purchases. Abdulhai et al. (2023) proposed environments for training and evaluating reinforcement learning with language models. While these works provide valuable insights into structured information gathering, they rely on rigid rules and predefined success criteria that may not reflect the complexity of open-ended dialogue.

Recent work has also explored fine-grained evaluation of multi-turn dialogue abilities. Bai et al. (2024) used GPT-4 to generate evaluation conversations with fixed user messages, providing detailed assessment across multiple capabilities. Kwan et al. (2024) extended existing datasets by adding predefined follow-up questions to evaluate how models handle conversation progression. While these benchmarks offer systematic evaluation approaches, they differ from our work in that they focus on predefined dialogue flows rather than dynamic information gathering in response to ambiguous queries.

3 INFOQUEST

InfoQuest is a benchmark designed to evaluate dialogue agents’ ability to handle ambiguity in multi-turn conversations. It consists of three main components, as illustrated in Figure 2: initial state generation, user simulation, and a verification process. These components work together to create a dynamic environment where the evaluated assistant must gather critical information through clarifying questions, simulating real-world interactions where user requests are often underspecified.

3.1 COMPONENTS OF INFOQUEST

Initial State Distribution. To generate evaluation scenarios, we create ambiguous initial messages that could plausibly come from multiple distinct personas sourced from the PersonaHub dataset (Ge et al., 2024), each with their own goals and constraints. For each scenario, we select three personas (A, B, and C) and generate a seed message that could originate from either A or B, but not C. This controlled ambiguity ensures the assistant must ask clarifying questions to determine the specific context while maintaining enough direction for meaningful interaction. Examples of personas are shown in Appendix B and generated seed messages are shown in Appendix C.

User Simulation. For each scenario, personas are augmented with three distinct personality traits that influence their communication style and response patterns. This setup ensures that the assistant must adapt its information-gathering strategy to the user’s personality, enhancing the realism and complexity of the interaction. We also generate a comprehensive “setting” that defines the evaluation scenario, which includes:

- A description of the user’s goal, its importance, and key constraints to accomplish it;
- A specific, non-trivial goal that aligns with the persona’s context and naturally prompts them to seek assistance;

- A realistic obstacle or challenge that requires the assistant to ask clarifying questions to understand the full context;
- Five key constraints that combine specific factors with their complications (e.g., "budget constraints limit equipment options").

The description, goal, and obstacle components provide the user simulator with additional context to better understand and engage with the setting, while the constraints represent the specific information that assistants need to discover through questioning. The simulator maintains consistency with the selected persona while revealing information gradually based on the assistant’s questions.

Verification Process. For each scenario, we generate a checklist of five specific yes/no questions that evaluate how well the assistant gathers critical information about the user’s goals, constraints, and obstacles. These questions are designed to be easily verifiable while covering key aspects of the user’s context that must be uncovered through dialogue. A judge model evaluates the progress of each conversation by assessing the checklist questions after every assistant message. For each question, the judge considers the user context (persona, description, goal and obstacle) along with the most recent user and assistant messages to make a binary yes/no assessment.

3.2 SIMULATION AND EVALUATION METHODOLOGY

The interaction process begins with an ambiguous prompt and proceeds through multiple turns between the user simulator and the assistant. The user simulator reveals at most one piece of information per message, compelling the assistant to ask a sequence of targeted questions. The evaluation results update the user model with information about pending objectives, ensuring the conversation remains focused on uncovering all necessary information. Responses remain intentionally vague when the assistant makes progress, with subtle guidance provided after two unproductive turns. Conversations continue until all checklist items are satisfied or a maximum turn limit is reached. This methodology rewards effective information-gathering strategies while penalizing overly broad or unfocused approaches.

3.3 OPERATIONALIZATION AND IMPLEMENTATION

We designed InfoQuest as a sequential decision-making problem similar to a Partially Observable Markov Decision Process (POMDP), where each chat represents an episode, the chat history constitutes the state, the seed message defines the initial state, messages are actions, progress on the checklist provides the reward signal, user behavior determines the environment dynamics, and terminal states are reached upon satisfying all checklist items.

In our implementation, we use Gemini 2.0 Flash (Pichai et al., 2024) as the user simulator due to its reliable adherence to complex role-playing instructions and consistent response patterns. The judge role is performed by Selene 1 Mini (Alexandru et al., 2025), chosen for its efficient and reliable evaluation capabilities. While we initially experimented with smaller open-source models for these roles, we found they struggled with maintaining consistency across complex scenarios. Future work could explore fine-tuning approaches to enable the use of lighter-weight models for these components. The precise prompts used for both the user simulator and judge are provided in Appendix A.

For each setting, we simulate conversations for up to 10 turns (20 messages total, alternating between assistant and user). This length balances the need for meaningful interaction depth with computational efficiency. Our publicly released dataset¹ comprises 500 unique seed messages, each paired with two distinct settings for a total of 1,000 evaluation scenarios. Each scenario includes comprehensive metadata: the associated persona and traits, detailed setting information, and evaluation checklists. To facilitate reproducibility and comparative analysis, we also provide the complete conversation logs from all baseline models along with their corresponding verification results.

¹Available at <https://huggingface.co/datasets/bryanlincoln/infoquest>

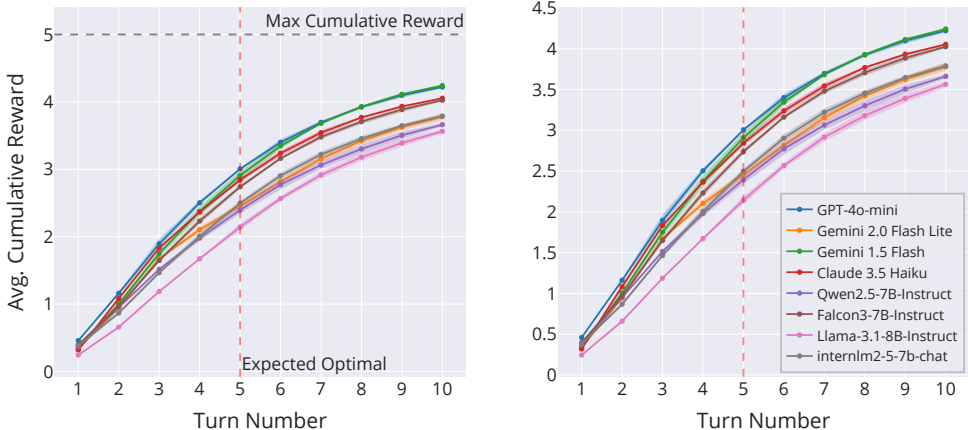


Figure 3: **Average cumulative reward of diverse dialogue agents on InfoQuest.** While the evaluated methods achieve non-trivial performance, there is still a relevant room for improvement on handling hidden context in open-ended conversations. Left: comparison with the maximum cumulative reward. Right: zoomed in to show the performance gap between the models.

4 EXPERIMENTS AND DISCUSSION

In this Section, we evaluate several LLMs as assistants in the InfoQuest benchmark. Our aim is twofold: first, to assess the performance of existing models on our proposed benchmark, and second, to validate the effectiveness of the benchmark in differentiating model capabilities and highlighting areas for improvement in multi-turn dialog with hidden context.

Baselines. We consider a wide range of mid-sized LLMs, both proprietary and open-weights: **GPT-4o-mini** (Hurst et al., 2024), **Gemini 2.0 Flash Lite** (Pichai et al., 2024), **Gemini 1.5 Flash** (Team et al., 2024), **Claude 3.5 Haiku** (Anthropic, 2025), **Qwen2.5-7B-Instruct** (Yang et al., 2024), **Falcon3-7B-Instruct** (Team, 2024), **Llama-3.1-8B-Instruct** (Dubey et al., 2024), and **internlm2.5-7b-chat** (Cai et al., 2024). Crucially, all models are “Instruct” versions, which are optimized for chat capabilities. We opt for smaller LLMs to ensure that our results are reproducible in most academic settings. We evaluate all models in a zero-shot manner. For each model, we execute our evaluation protocols 3 independent times and report the mean with 95% confidence intervals in all charts.

We highlight and analyze the following research questions:

How does InfoQuest distinguish the chat capabilities under hidden context of current dialogue agents? To answer this question, we directly analyze the average cumulative reward obtained by the baselines over the multi-turn interaction, as presented in Figure 3. As expected, strong proprietary models, such as GPT-4o-mini and Gemini 1.5 Flash performed consistently better than the others after ten turns. GPT-4o-mini performed slightly better with fewer turns. Claude 3.5 Haiku comes next, achieving the same performance as Gemini 1.5 Flash for fewer turns but achieving worse cumulative reward in the long run. Surprisingly, the Falcon3-7B-Instruct model performs almost on par with the Claude 3.5 Haiku model, consistently outperforming Gemini 2.0 Flash Lite, which has similar performance to InternLM2.5-7B-Instruct, another open-source model. Lastly, the Llama 3.1 8B model performed consistently worse than any other model in this benchmark.

Overall, we highlight a few observations. First, no model could achieve an average cumulative reward close to the maximum possible, even after ten turns. Although these models obtain non-trivial performance, they are far from effectively handling open-ended conversations efficiently. Second, InfoQuest uncovers patterns that may not be apparent in traditional evaluations: for instance, Gemini 2.0 Flash Lite often exhibits strong performance in previous benchmarks but struggles when faced

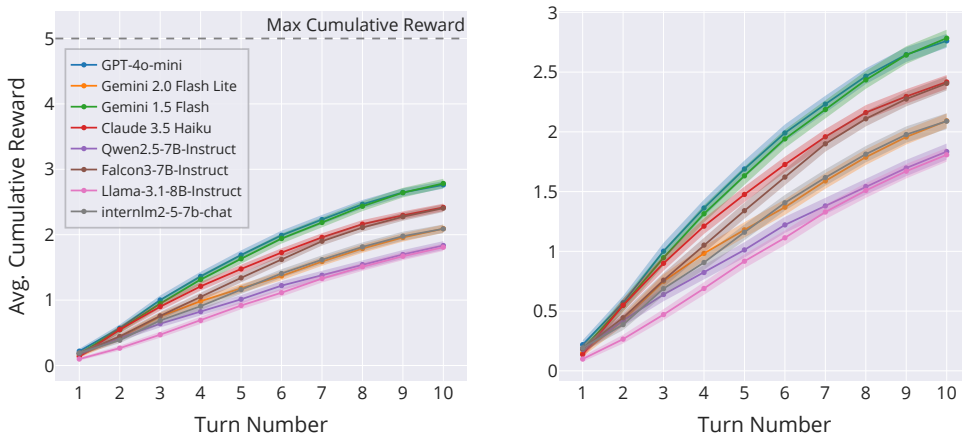


Figure 4: **Average cumulative reward of diverse dialogue agents on InfoQuest for the worst 25% of episodes.** The performance gaps between methods become more apparent when examining the most challenging scenarios. Left: comparison with the maximum cumulative reward. Right: zoomed in to show the performance gap between the models.

with ambiguous or underspecified queries from InfoQuest. These observations demonstrate the relevance of the proposed benchmark to the current state of development of conversational agents.

What does InfoQuest reveal when evaluating models in the worst-case scenario? Figure 4 presents the average cumulative reward for the 25% of episodes with the lowest rewards for each method. This worst-case evaluation reinforces the ranking pattern observed in the full evaluation while making performance gaps between methods more apparent. Notably, the results reveal four distinct performance tiers among the evaluated methods. Additionally, the significantly lower average cumulative rewards indicate that the user distribution presents varying levels of difficulty, and no method can fully handle the entire distribution effectively.

How does InfoQuest distinguish the sample efficiency of current dialogue agents? Figure 5 shows the distribution of conversation lengths for the top 25% best performing episodes across all models. Gemini 1.5 Flash demonstrates the best overall performance, with the highest concentration of episodes completing in 6 messages. GPT-4o-mini and Claude 3.5 Haiku achieve similar strong performance, closely trailing behind. Falcon3 and InternLM2 form the next performance tier, with a notable number of episodes concluding in just 5 messages. Llama 3.1, Gemini 2.0 Flash Lite, and Qwen2.5 exhibit lower sample efficiency in their conversations. However, even the best performing models frequently require more turns than the theoretical optimum of 5 messages (one targeted question per checklist item), indicating that all current models struggle with efficient information gathering in conversations with hidden context.

Qualitative Analysis. The most common failure mode we observed is models defaulting to providing overly generic and lengthy bullet-point responses rather than asking clarifying questions to understand the user’s specific situation. Figure 1 illustrates this pattern, where GPT-4o-mini responds to an ambiguous request for connection with an extensive list of general suggestions without first seeking to understand the user’s particular circumstances or needs. This type of response, while superficially helpful, fails to engage with the hidden context of the user’s situation and misses opportunities to gather critical information through targeted questions. The full conversation transcript is available in Appendix C, demonstrating how this pattern persists across multiple turns and ultimately leads to suboptimal assistance.

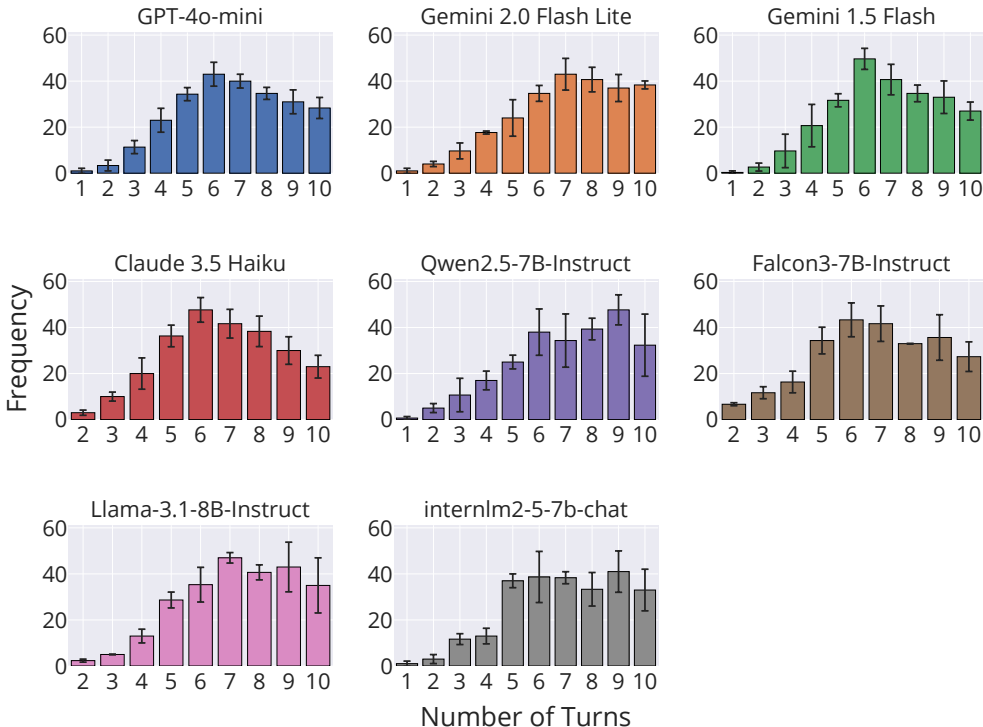


Figure 5: **Distribution of conversation lengths for the top 25% of episodes.** Most successful models complete episodes in 6 turns, though all models frequently require more than the optimal 5 messages, often reaching the 10-turn limit.

5 CONCLUSION

In this paper, we introduced InfoQuest, a new benchmark designed to evaluate dialogue agents in open-ended conversations with hidden context. We proposed a principled approach for simulating a diverse distribution of users with underspecified requests and verifiable rewards, aiming to assess the information-seeking behavior of current dialogue models. Our results show that while strong LLMs achieve non-trivial performance, they struggle to effectively handle hidden information across a diverse user distribution. These models also exhibit poor sample efficiency, requiring multiple turns to infer user intent and address latent requests. Qualitatively, we highlight failure cases where agents default to generic responses without asking clarification, demonstrating a lack of information-seeking behavior – an essential capability for effectively addressing user needs. Overall, InfoQuest presents a compelling challenge for advancing the development of more interactive and context-aware conversational agents.

Limitations. While our work introduces an insightful benchmark that evaluates a previously under-explored aspect of conversational agents, we acknowledge several limitations in our experimental setup. The most significant is that, due to computational constraints, we only evaluate mid-sized models. While larger models are likely to achieve better overall performance, we do not expect them to inherently exhibit stronger information-seeking behavior. We hypothesize that addressing this limitation would require training on datasets that explicitly demonstrate such behaviors or adopting training paradigms that encourage more exploratory interactions.

Future Work. As part of our ongoing efforts, we identify several directions to further enhance the analysis of the InfoQuest benchmark. First, we aim to systematically investigate the user distribution to effectively understand the diversity induced by the proposed generation process. Additionally, we plan to assess the quality and robustness of the verification process by comparing it with human judgments. Lastly, we will explore the impact of varying personality traits within the same persona to examine how these differences influence the behavior of current conversational agents.

ACKNOWLEDGMENTS

This work has been partially funded by the project Research and Development of Digital Agents Capable of Planning, Acting, Cooperating and Learning supported by Advanced Knowledge Center in Immersive Technologies (AKCIT), with financial resources from the PPI IoT/Manufatura 4.0 / PPI HardwareBR of the MCTI grant number 057/2023, signed with EMBRAPIL.

Luckeciano C. Melo acknowledges funding from the Air Force Office of Scientific Research (AFOSR) European Office of Aerospace Research & Development (EOARD) under grant number FA8655-21-1-7017.

REFERENCES

Marwa Abdulhai, Isadora White, Charlie Snell, Charles Sun, Joey Hong, Yuexiang Zhai, Kelvin Xu, and Sergey Levine. Lmrl gym: Benchmarks for multi-turn reinforcement learning with language models. *arXiv preprint arXiv:2311.18232*, 2023.

Andrei Alexandru, Antonia Calvi, Henry Broomfield, Jackson Golden, Kyle Dai, Mathias Leys, Maurice Burger, Max Bartolo, Roman Engeler, Sashank Pisupati, et al. Atla selene mini: A general purpose evaluation model. *arXiv preprint arXiv:2501.17195*, 2025.

Anthropic. Claude 3 model card. <https://assets.anthropic.com/m/61e7d27f8c8f5919/original/Claude-3-Model-Card.pdf>, 2025. Accessed: 2025-01-12.

Ge Bai, Jie Liu, Xingyuan Bu, Yancheng He, Jiaheng Liu, Zhanhui Zhou, Zhuoran Lin, Wenbo Su, Tiezheng Ge, Bo Zheng, and Wanli Ouyang. MT-bench-101: A fine-grained benchmark for evaluating large language models in multi-turn dialogues. In Lun-Wei Ku, Andre Martins, and Vivek Srikumar (eds.), *Proceedings of the 62nd Annual Meeting of the Association for Computational Linguistics (Volume 1: Long Papers)*, pp. 7421–7454, Bangkok, Thailand, August 2024. Association for Computational Linguistics. doi: 10.18653/v1/2024.acl-long.401. URL <https://aclanthology.org/2024.acl-long.401/>.

Zheng Cai, Maosong Cao, Haojiong Chen, Kai Chen, Keyu Chen, Xin Chen, Xun Chen, Zehui Chen, Zhi Chen, Pei Chu, Xiaoyi Dong, Haodong Duan, Qi Fan, Zhaoye Fei, Yang Gao, Jiaye Ge, Chenya Gu, Yuzhe Gu, Tao Gui, Aijia Guo, Qipeng Guo, Conghui He, Yingfan Hu, Ting Huang, Tao Jiang, Penglong Jiao, Zhenjiang Jin, Zhikai Lei, Jiaying Li, Jingwen Li, Linyang Li, Shuaibin Li, Wei Li, Yining Li, Hongwei Liu, Jiangning Liu, Jiawei Hong, Kaiwen Liu, Kuikun Liu, Xiaoran Liu, Chengqi Lv, Haijun Lv, Kai Lv, Li Ma, Runyuan Ma, Zerun Ma, Wenchang Ning, Linke Ouyang, Jiantao Qiu, Yuan Qu, Fukai Shang, Yunfan Shao, Demin Song, Zifan Song, Zhihao Sui, Peng Sun, Yu Sun, Huanze Tang, Bin Wang, Guoteng Wang, Jiaqi Wang, Jiayu Wang, Rui Wang, Yudong Wang, Ziyi Wang, Xingjian Wei, Qizhen Weng, Fan Wu, Yingtong Xiong, Chao Xu, Ruiliang Xu, Hang Yan, Yirong Yan, Xiaogui Yang, Haochen Ye, Huaiyuan Ying, Jia Yu, Jing Yu, Yuhang Zang, Chuyu Zhang, Li Zhang, Pan Zhang, Peng Zhang, Ruijie Zhang, Shuo Zhang, Songyang Zhang, Wenjian Zhang, Wenwei Zhang, Xingcheng Zhang, Xinyue Zhang, Hui Zhao, Qian Zhao, Xiaomeng Zhao, Fengzhe Zhou, Zaida Zhou, Jingming Zhuo, Yicheng Zou, Xipeng Qiu, Yu Qiao, and Dahua Lin. Internlm2 technical report, 2024.

Yizhou Chi, Jessy Lin, Kevin Lin, and Dan Klein. Clarinet: Augmenting language models to ask clarification questions for retrieval. *arXiv preprint arXiv:2405.15784*, 2024.

Abhimanyu Dubey, Abhinav Jauhri, Abhinav Pandey, Abhishek Kadian, Ahmad Al-Dahle, Aiesha Letman, Akhil Mathur, Alan Schelten, Amy Yang, Angela Fan, et al. The llama 3 herd of models. *arXiv preprint arXiv:2407.21783*, 2024.

Tao Ge, Xin Chan, Xiaoyang Wang, Dian Yu, Haitao Mi, and Dong Yu. Scaling synthetic data creation with 1,000,000,000 personas. *arXiv preprint arXiv:2406.20094*, 2024.

Matthew Hausknecht, Prithviraj Ammanabrolu, Marc-Alexandre Côté, and Xingdi Yuan. Interactive fiction games: A colossal adventure. In *Proceedings of the AAAI Conference on Artificial Intelligence*, volume 34, pp. 7903–7910, 2020.

- Aaron Hurst, Adam Lerer, Adam P Goucher, Adam Perelman, Aditya Ramesh, Aidan Clark, AJ Ostrow, Akila Welihinda, Alan Hayes, Alec Radford, et al. Gpt-4o system card. *arXiv preprint arXiv:2410.21276*, 2024.
- Gangwoo Kim, Sungdong Kim, Byeongguk Jeon, Joonsuk Park, and Jaewoo Kang. Tree of clarifications: Answering ambiguous questions with retrieval-augmented large language models. In Houda Bouamor, Juan Pino, and Kalika Bali (eds.), *Proceedings of the 2023 Conference on Empirical Methods in Natural Language Processing*, pp. 996–1009, Singapore, December 2023. Association for Computational Linguistics. doi: 10.18653/v1/2023.emnlp-main.63. URL <https://aclanthology.org/2023.emnlp-main.63/>.
- Lorenz Kuhn, Yarin Gal, and Sebastian Farquhar. Clam: Selective clarification for ambiguous questions with generative language models. *arXiv preprint arXiv:2212.07769*, 2022.
- Wai-Chung Kwan, Xingshan Zeng, Yuxin Jiang, Yufei Wang, Liangyou Li, Lifeng Shang, Xin Jiang, Qun Liu, and Kam-Fai Wong. MT-eval: A multi-turn capabilities evaluation benchmark for large language models. In Yaser Al-Onaizan, Mohit Bansal, and Yun-Nung Chen (eds.), *Proceedings of the 2024 Conference on Empirical Methods in Natural Language Processing*, pp. 20153–20177, Miami, Florida, USA, November 2024. Association for Computational Linguistics. doi: 10.18653/v1/2024.emnlp-main.1124. URL <https://aclanthology.org/2024.emnlp-main.1124/>.
- Sundar Pichai, Demis Hassabis, and Koray Kavukcuoglu. Introducing Gemini 2.0: our new AI model for the agentic era. <https://blog.google/technology/google-deepmind/google-gemini-ai-update-december-2024/>, December 2024. Accessed: 2025-01-12.
- Falcon-LLM Team. The falcon 3 family of open models, December 2024. URL <https://huggingface.co/blog/falcon3>.
- Gemini Team, Petko Georgiev, Ving Ian Lei, Ryan Burnell, Libin Bai, Anmol Gulati, Garrett Tanzer, Damien Vincent, Zhufeng Pan, Shibo Wang, et al. Gemini 1.5: Unlocking multimodal understanding across millions of tokens of context. *arXiv preprint arXiv:2403.05530*, 2024.
- An Yang, Baosong Yang, Beichen Zhang, Binyuan Hui, Bo Zheng, Bowen Yu, Chengyuan Li, Dayiheng Liu, Fei Huang, Haoran Wei, et al. Qwen2. 5 technical report. *arXiv preprint arXiv:2412.15115*, 2024.
- Shunyu Yao, Howard Chen, John Yang, and Karthik Narasimhan. Webshop: Towards scalable real-world web interaction with grounded language agents. *Advances in Neural Information Processing Systems*, 35:20744–20757, 2022.
- Yifei Zhou, Andrea Zanette, Jiayi Pan, Sergey Levine, and Aviral Kumar. ArCHer: Training language model agents via hierarchical multi-turn RL. In Ruslan Salakhutdinov, Zico Kolter, Katherine Heller, Adrian Weller, Nuria Oliver, Jonathan Scarlett, and Felix Berkenkamp (eds.), *Proceedings of the 41st International Conference on Machine Learning*, volume 235 of *Proceedings of Machine Learning Research*, pp. 62178–62209. PMLR, 21–27 Jul 2024. URL <https://proceedings.mlr.press/v235/zhou24t.html>.

A PROMPTS

A.1 SEED MESSAGES

System Prompt

You are a specialized AI focused on generating ambiguous help requests that could plausibly come from multiple personas. Your responses are:

- Always exactly one sentence
- Always a specific request that can be resolved via text chat
- Always naturally worded (as a real person would ask)
- Never include explanations or additional text

Example personas:

A: a professional chef specializing in French cuisine

B: a chemistry professor conducting experiments

C: a restaurant critic writing reviews

Example output: "Could you help me figure out the right temperature and timing for this?"

This example works because:

- It's something both A and B would ask
- It's not something C would typically ask
- It requires follow-up questions to clarify context
- It can be resolved through chat
- It's naturally worded

User Prompt (Example)

Generate an ambiguous help request that could plausibly come from either Persona A or B, but *not* C:

- Persona A: a social media influencer sharing personal stories to reduce the stigma surrounding mental health
- Persona B: an international student studying at Dandini Campus
- Persona C: a zoning and planning officer who works closely with the heritage preservation officer to enforce building regulations in historic districts

Requirements:

1. Must be a single sentence
2. Must be a request that can be resolved through text chat
3. Must apply equally well to both A and B's contexts
4. Must clearly not fit C's context
5. Must be ambiguous enough that the assistant needs to ask follow-up questions

Output only the message, no other text.

A.2 PERSONALITY TRAITS

System Prompt

You are a specialized AI focused on analyzing writing styles in chat conversations. Your responses are:

- Always exactly 3 traits
- Always in plain text, comma-separated format
- Always focused on message formatting and language patterns
- Always about observable writing habits (not content or knowledge)
- Never include explanations or additional text

Example input: "A passionate environmental activist who organizes local protests"

Example output: "Uses exclamation marks for emphasis, writes in short urgent sentences, starts messages with action verbs"

User Prompt (Example)

Prompt: Generate 3 writing style traits that would be visible in every chat message with this persona:

Persona: an international student studying at Dandini Campus

Requirements:

1. Each trait must be about HOW they write (not WHAT they write about)
2. Each trait must be visible in their message formatting or language patterns
3. Each trait must be described in 3-5 words

A.3 USER SETTINGS

System Prompt

You are a specialized AI focused on creating dynamic problem-solving scenarios for chat-based interactions between humans and LLM assistants.

For these interactions, the human will assume a specific **persona** and engage with their LLM assistant to achieve a goal with specific constraints.

The assistant will initially have no knowledge of the human's situation, and its role is to guide the human by asking clarifying questions and providing thoughtful solutions. Assume the LLMs will only see the initial message from the human, but the human must have access to the full context you provide so they can act accordingly. You must:

1. Generate scenarios where assistants must ask clarifying questions to understand context
2. Maintain strict JSON output format
3. Align all elements with the provided persona and initial message

Scenario requirements:

1. **Description:** a brief **explanation** of the human's goal, including why it matters to them, constraints or restrictions, and what the process of accomplishing the goal entails.
2. **Goal:** a **realistic, non-trivial and achievable goal** that aligns with the persona's profession, daily life, or specific context. This goal should be something they want to accomplish today and should naturally prompt the human to seek the LLM assistant's help.
3. **Obstacle:** a **realistic obstacle or challenge** the human faced while pursuing this goal which required assistance from the LLM. The challenge should be plausible and require the assistant to ask for clarification to understand the full context before offering an effective solution.
4. **Constraints:** a list of **5 key concrete constraints** relevant to finding a good solution. These should be specific phrases combining a factor with its complication (e.g. "budget constraints limit equipment options" not just "budget"). Constraints should only be known if the assistant asks clarifying questions.
5. **Solution:** a concise, retrospective summary of the successful actions the human actually took to solve the problem. Write

- this solution in a \post-hoc" style|imagine the human has already carried out the assistant's advice, and you are summarizing their final solution. You must incorporate how each of the constraints in step 4 was addressed.
6. Checklist: a list of 5 yes/no questions to assess how well the **LLM assistant** gathered critical information and provided a good solution. Each question should be specific to this scenario and tied to a key detail about the persona's goal, constraints, or obstacle. Note that only the assistant will be evaluated, not the human.

Required JSON Structure:

```
{
  "description": "contextual explanation connecting elements",
  "goal": "verb-first action",
  "obstacle": "specific complication requiring clarification",
  "constraints": ["single-phrase constraint 1", ...],
  "solution": "post-hoc solution implementation summary",
  "checklist": ["specific yes/no evaluation question 1", ...]
}
```

User Prompt (Example)

Persona description: an international student studying at Dandini Campus
Initial chat message: I need to find a way to connect with more people who understand what I'm going through.

A.4 JUDGE

User Prompt

You are tasked with evaluating a conversation based on a given user context and binary scoring rubric that serves as the evaluation standard. Provide comprehensive feedback on the response quality strictly adhering to the scoring rubric, followed by a binary Yes/No judgment. Avoid generating any additional opening, closing, or explanations.

Here are some rules of the evaluation:

(1) You should prioritize evaluating whether the response fully satisfies the provided rubric. The basis of your score should depend exactly and only on the rubric. The response needs to explicitly address points raised in the rubric. Evaluate the response based on the criteria outlined in the rubric.

Your reply must strictly follow this format:

Reasoning: <Your feedback>

Result: <Yes or No>

Here is the data:

User Context:

```\n

They are an international student studying at Dandini Campus. The international student wants to build a supportive social circle while navigating the complexities of living and studying in a foreign country. Establishing this connection is crucial for maintaining emotional wellness, overcoming loneliness, and enhancing their academic performance by sharing experiences and advice. Constraints include managing a busy academic schedule, cultural differences that might hinder communication, a limited budget for social activities,

language barriers, and finding reliable resources at the campus. Achieving this goal involves identifying opportunities for meeting fellow international students or allies who can empathize with their experience and offer guidance and companionship. Their goal: build a supportive social circle. Obstacle: unaware of available resources and how to start connecting.

``

Instruction:

``

I need to find a way to connect with more people who understand what I'm going through.

``

Response:

``

Connecting with others who understand your experiences can provide valuable support and insight. Here are several strategies you can try:

1. **Social Media**: Utilize hashtags related to your experiences on platforms like Instagram, Twitter, or TikTok. Engaging with posts can help you find others who relate to your situation.
2. **Online Communities**: Platforms like Reddit, Discord, or specialized forums often have discussions on specific topics. Find relevant subreddits or groups where you can share your experiences and connect with others.
3. **Join Support Groups**: Look for local or online support groups that focus on your specific situation. Websites like Meetup, Facebook, or other community forums often host groups for various challenges.
4. **Attend Workshops and Events**: Search for workshops, webinars, or conferences that focus on your challenges. These events are great opportunities to meet people with similar experiences.
5. **Volunteering**: Consider volunteering for organizations that align with your situation. It allows you to meet people while also giving back to the community.
6. **Professional Counseling**: A therapist can provide support and may also suggest groups or networks where you can meet likeminded individuals.
7. **Local Community Centers**: Check out activities or programs offered in your community center that cater to your interests or needs.
8. **Books and Literature**: Reading books about your experiences or challenges can lead you to author-related events or online discussions where you can meet others.
9. **Family and Friends**: Sometimes, sharing your feelings with those close to you can lead to connections with others who have had similar experiences.

Starting a conversation and being open about your experiences can help foster connections with those who genuinely understand what you're going through.

``

Score Rubrics:

[Did the assistant identify potential campus resources for socializing?]

Yes: The assistant's response **fully met this specific criteria** while being relevant to the user's context

No: The response could be improved; the assistant gave a generic or incomplete response that did not meet this specific criteria entirely

## A.5 USER

### System Prompt

You and the user are playing a guessing game. In this game, you will interpret a specific persona and the user will try to help you achieve a goal within specific constraints. However, the user is not aware of your goal, obstacles, or constraints, and they must try to discover them by asking you **specific** questions. We will score the user by their ability to ask the right questions.

**YOUR PERSONA AND CONTEXT**:

You are an international student studying at Dandini Campus. These are the relevant personality traits you must incorporate in your messages: uses casual spelling, includes many emojis, ends messages with "thanks". Your persona's goal: build a supportive social circle. The international student wants to build a supportive social circle while navigating the complexities of living and studying in a foreign country. Establishing this connection is crucial for maintaining emotional wellness, overcoming loneliness, and enhancing their academic performance by sharing experiences and advice. Constraints include managing a busy academic schedule, cultural differences that might hinder communication, a limited budget for social activities, language barriers, and finding reliable resources at the campus. Achieving this goal involves identifying opportunities for meeting fellow international students or allies who can empathize with their experience and offer guidance and companionship. Current obstacle: unaware of available resources and how to start connecting. There are **5 constraints** relevant to a satisfactory solution to your problem: busy academic schedule limits free time, cultural differences might impact communication, limited budget for social activities, language barriers make communication difficult, finding reliable resources at campus is challenging. Remember: **YOU** are the one seeking assistance, not the user.

**OBJECTIVE**:

The user will try to uncover your constraints with the fewest number of questions.

You, on the other hand, will try to make the user ask as many questions as possible by revealing the least amount of information per turn.

**SCORE AND PROGRESS**:

At each turn, we will assess the user's progress through these Yes/No questions:

- Did the user identify potential campus resources for socializing?
- Did the user inquire about the student's academic schedule to offer time management recommendations?
- Did the user consider cultural differences in suggesting communication methods?

- Did the user provide solutions that are budget-friendly for the student?
- Did the user address language barrier concerns in their suggestions?

The **\*\*GAME PROGRESS\*\*** will be updated after each user message. The game ends when the answers for all of these questions are "Yes".

**\*\*GAME RULES\*\*:**

1. Your responses should be **\*\*STRICTLY A SINGLE SHORT SENTENCE\*\***. Never use multiple sentences or paragraphs.
2. Reveal **\*\*AT MOST ONE PIECE OF INFORMATION\*\*** from your context per message.
3. If the user's message is **\*\*NOT A QUESTION\*\*** and it's too vague, long, or generic, tell them without revealing any information.
4. If the user asks a **\*\*SINGLE\*\*** question, only reveal one specific information that the user **\*\*ASKED FOR\*\***.
5. If the user asks **\*\*MULTIPLE\*\*** questions, answer only the **\*\*FIRST QUESTION\*\*** and ignore the rest.
6. Always consider the current progress of the game:
  - If the user is not stuck, your messages should be vaguely related to all of the pending objectives.
  - If the user is stuck, your next message should indirectly make the user ask you a question related to the next pending objective.
7. Answer in a consistent way that reflects your persona and your personality traits. Be fair, creative and do not be repetitive.

You must follow these rules at all times.

**\*\*START OF CONVERSATION\*\*:**

You started the conversation with the following message to the user: "I need to find a way to connect with more people who understand what I'm going through."  
The user will now respond.

## B PERSONAHUB EXAMPLES

This section contains example curated personas from the PersonaHub dataset (Ge et al., 2024) that were used to generate the InfoQuest dataset. Each persona represents a unique individual with specific expertise, interests, and background that the model must understand and adapt to during conversations.

|                                                                                                                                     |
|-------------------------------------------------------------------------------------------------------------------------------------|
| A successful business owner who has raised significant investment capital and can provide guidance on building trust with investors |
| A contemporary dance choreographer inspired by the rhythm and melodies of bluegrass music                                           |
| A fellow archaeologist specializing in cultural heritage management, working towards the same goals                                 |
| A fierce badminton player who always puts up a tough fight, forcing them to continuously refine their technique                     |
| A retired travel blogger from Istanbul who has worked for Lonely Planet for 15 years                                                |
| A pun-loving computer science undergraduate fascinated by artificial intelligence and its impact on human society                   |
| A retired Finnish athlete who specialized in canoe sprint                                                                           |
| A football coach who has never seen Josh Woods play                                                                                 |
| A restaurant owner who commissions sculptures to enhance the dining experience and ambiance in their establishment                  |
| A Polish motorsport journalist with a deep admiration for Robert Kubica and the Spa-Francorchamps circuit                           |



## C INFOQUEST EXAMPLES

This section provides examples of settings and conversations from the InfoQuest benchmark. Each conversation starts with an intentionally vague request that requires the assistant to ask clarifying questions and gather more specific information. The examples demonstrate how different models approach the task of information gathering and showcase common patterns in their questioning strategies.

### C.1 SEED MESSAGES

Below are example seed messages used to initiate conversations in InfoQuest. These messages are intentionally vague and open-ended, requiring the assistant to gather more specific information through follow-up questions.

|                                                                                                         |
|---------------------------------------------------------------------------------------------------------|
| I'm trying to understand how to best represent the evolution of a particular style over time.           |
| Can you explain the significance of the year 1960?                                                      |
| Do you remember anything about that time we were together?                                              |
| I need to understand how to best manage this delicate balance.                                          |
| Can you explain to me how to best analyze this sequence of events?                                      |
| I need to understand the best way to navigate this tricky situation without causing any lasting damage. |
| I need to find a way to make this more accessible.                                                      |
| Can you give me some pointers on how to best leverage their existing strengths?                         |
| I need to understand how this impacts long-term stability.                                              |
| I need some advice on how to best support healthy growth and prevent unwanted changes.                  |

### C.2 USER SETTING AND CHECKLIST

```
{
 "description": "The social media influencer is passionate about mental health awareness and aims to build a supportive online community that resonates with personal stories and experiences. To achieve this, they want to identify new channels and strategies to expand their reach among audiences who are empathetic and interested in mental health topics. However, they face challenges in finding the right platforms and methods to authentically engage with such communities without compromising their brand integrity and message.",
 "goal": "expand reach to mental health communities",
 "obstacle": "difficulty finding platforms that align with message",
 "constraints": [
 "time constraints limit platform research",
 "authenticity concerns restrict content adaptation",
 "engagement metrics affect platform choice",
 "brand integrity limits collaboration types",
 "budget constraints limit ad campaigns"
],
 "solution": "The influencer first leveraged a list of mental health-focused hashtags and communities recommended by the assistant, addressing the engagement metrics constraint by selecting those with high interaction rates. They explored new platforms, identifying Reddit and specific Facebook groups that aligned with their message, while respecting the authenticity concerns constraint by ensuring their content stayed true to their style. Collaborations with other influencers were carefully vetted to maintain brand integrity. Time was managed by allocating specific hours daily for research and interaction. Budget was considered by focusing on organic growth strategies rather than paid ads.",
 "checklist": [
```

```

 "Did the assistant ask about the influencer's current
 platforms?",
 "Did the assistant inquire about the desired type of
 audience?",
 "Did the assistant consider any budget constraints?",
 "Did the assistant provide suggestions for maintaining
 brand authenticity?",
 "Did the assistant recommend specific new platforms to
 engage with?"
],
 "persona": "a social media influencer sharing personal
 stories to reduce the stigma surrounding mental health",
 "seed_message": "I need to find a way to connect with more
 people who understand what I'm going through."
},
{
 "description": "The international student wants to build a
 supportive social circle while navigating the complexities
 of living and studying in a foreign country. Establishing
 this connection is crucial for maintaining emotional
 wellness, overcoming loneliness, and enhancing their
 academic performance by sharing experiences and advice.
 Constraints include managing a busy academic schedule,
 cultural differences that might hinder communication, a
 limited budget for social activities, language barriers, and
 finding reliable resources at the campus. Achieving this
 goal involves identifying opportunities for meeting fellow
 international students or allies who can empathize with
 their experience and offer guidance and companionship.",
 "goal": "build a supportive social circle",
 "obstacle": "unaware of available resources and how to start
 connecting",
 "constraints": [
 "busy academic schedule limits free time",
 "cultural differences might impact communication",
 "limited budget for social activities",
 "language barriers make communication difficult",
 "finding reliable resources at campus is challenging"
],
 "solution": "The student attended a campus-organized
 international student meet-up event, which was advertised on
 social media by the student union. By planning their
 schedule, they made time to participate without affecting
 their studies. They engaged openly by sharing their
 experiences, leading to meaningful interactions despite
 linguistic challenges. They also joined a cultural club that
 had no membership fee, further helping them connect with
 others. Campus resources like the international office
 provided guidance and useful contacts in the community,
 making the process smoother.",
 "checklist": [
 "Did the assistant identify potential campus resources
 for socializing?",
 "Did the assistant inquire about the student's academic
 schedule to offer time management recommendations?",
 "Did the assistant consider cultural differences in
 suggesting communication methods?",
 "Did the assistant provide solutions that are budget-
 friendly for the student?",
 "Did the assistant address language barrier concerns
 in their suggestions?"
],
 "persona": "an international student studying at Dandini
 Campus",
 "seed_message": "I need to find a way to connect with more

```

```
 people who understand what I'm going through."
 },
```

### C.3 CONVERSATION EXAMPLE

"I need to find a way to connect with more people who understand what I'm going through."

The user will now respond.

ASSISTANT: Connecting with others who understand your experiences can be incredibly beneficial. Here are some strategies to help you find and connect with like-minded individuals:

1. **Support Groups**: Look for local or online support groups related to your situation. Websites like Meetup or Facebook have groups tailored to various interests and experiences.
2. **Online Forums and Communities**: Platforms like Reddit have communities (subreddits) dedicated to specific issues, where you can share your experiences and connect with others.
3. **Social Media**: Use hashtags related to your experience on platforms like Twitter or Instagram. This can help you find others discussing similar challenges.
4. **Workshops and Seminars**: Attend workshops, webinars, or events related to your situation. These gatherings often attract people who share similar experiences.
5. **Volunteering**: Get involved with organizations focused on the issue you're facing. Volunteering not only helps others but can also connect you with individuals who understand your perspective.
6. **Professional Help**: Consider speaking with a therapist or counselor. They can provide support and may also know of groups or communities you could join.
7. **Hobbies and Interests**: Engage in activities or hobbies you enjoy, as these can be good avenues for meeting people who share your interests and can relate to your experiences.

Always remember that reaching out can sometimes feel daunting, but many people are open and willing to share support.

USER: Thanks for the suggestions! I've tried a few things, but it's tough finding the right fit.

ASSISTANT: It's completely understandable to feel that way. Finding the right fit takes time and patience. Here are a few tips to help you refine your search:

1. **Experiment with Different Groups**: Don't hesitate to try various support groups or communities until you find one that feels comfortable. Each group has its own dynamics, and it might just be a matter of finding the right one.
2. **Quality Over Quantity**: It's better to have a few meaningful connections than to be part of many groups where you don't feel understood. Focus on building deeper relationships with a select few.
3. **Open Communication**: When you engage with new groups, be open about what you're looking for. Sometimes, just voicing your needs can lead to better connections.
4. **Take Your Time**: It's okay to step back and give yourself time to reflect on what you truly need in a supportive environment.
5. **Seek Recommendations**: If you've found a group that's somewhat helpful, ask its members if they know of other communities that might suit you better.
6. **Be Active in Discussions**: Participating actively by sharing your experiences can foster connections and help you discover who resonates with you.
7. **Consider One-on-One Connections**: Sometimes, reaching out for personal chats with individuals can lead to deeper understanding and friendship.

Finding the right support can indeed be a journey, but it's important to keep trying until you discover a space where you feel genuinely accepted and understood. You're not alone in feeling this way!

USER: It's like, I want to connect, but I'm not sure where my people are, ya know?

ASSISTANT: Absolutely, that makes sense! It can be tough to pinpoint where to find the right people who truly understand your experiences. Here are a few strategies to help you narrow it down:

1. **Identify Common Interests**: Think about what hobbies, values, or experiences you share with others. This can help you seek out specific communities, whether it's art, fitness, mental health, or something else.

2. **Local Resources**: Check out community centers, libraries, or universities. They often host groups and workshops. Even if a session doesn't seem related, you might meet someone who can connect you with the right group.
3. **Interest-Based Platforms**: Websites like Meetup, Eventbrite, or local Facebook groups often have events centered around particular interests or experiences. You might find your people at a casual gathering or a class.
4. **Volunteering**: Consider getting involved in causes that matter to you. It's a great way to meet people who share your values and experiences, building connections around shared goals.
5. **Take Small Steps**: Instead of big engagements, try out smaller, more informal gatherings. Coffee meet-ups or casual hangouts often lead to more relaxed conversations.
6. **Referrals**: Ask friends or acquaintances if they know anyone with similar experiences. A personal introduction can make it easier to form connections.
7. **Listen and Learn**: Sometimes, just attending events and listening can help you gauge who resonates with you. You may find people you relate to through their stories. It's perfectly normal to feel unsure at first. Keep open to exploring, and trust that the right connections will come in time. You got this!

USER: I feel like I've been shouting into the void on the platforms I'm already using.

ASSISTANT: I hear you, and that feeling is totally valid. It can be very disheartening when you feel like your voice isn't reaching anyone. Here are some ideas to help break through that "void" feeling:

1. **Craft Engaging Content**: Try sharing your experiences in different formats—videos, personal stories, or art. This can help others resonate with your message in new ways.
2. **Seek Direct Feedback**: Ask your current connections for feedback on your posts. They can offer insights into what might draw more engagement or connect better with others.
3. **Personalize Outreach**: Instead of posting broadly, reach out to individuals directly. A personal message can spark a deeper conversation and lead to meaningful connections.
4. **Participate Actively**: Instead of just posting, engage with others' content by commenting and sharing your thoughts. Building relationships this way can help draw attention to your own posts.
5. **Join Niche Groups**: Sometimes, smaller or more specialized groups can provide a sense of community. Look for specific forums or spaces that cater to your interests or experiences.
6. **Re-evaluate Your Platforms**: If a platform isn't working out, consider trying others that might have different communities, like Discord or niche networks based on your interests.
7. **Establish a Routine**: Sometimes consistency makes a difference. Regular check-ins or updates can help create a presence that others recognize and feel inclined to engage with. Remember, it might take time to cultivate the connections you desire, and that's okay. Don't hesitate to evolve your approach as you learn what resonates most with you and the community you aim to build. You're on the right path!

USER: Maybe I need to rethink where I'm sharing my stuff...

ASSISTANT: Reevaluating where and how you share your experiences can definitely lead to more meaningful connections. Here are some points to consider:

1. **Explore New Platforms**: If you're mainly on larger social media sites, consider niche platforms or forums related to your interests. For example, platforms like Tumblr, Discord, or specialized forums can offer more targeted audiences.
2. **Experiment with Formats**: Try different content formats, like TikTok for short videos, Medium for writing, or even podcasts for discussions. Different mediums can attract varying audiences.
3. **Identify Your Audience**: Reflect on who you want to connect with. Are they artists, activists, people with specific experiences? Tailor your content and where you share it based on that.
4. **Local Connections**: If online engagement is feeling stagnant, consider community boards, local meet-ups, or even libraries and cafes that host events. These can facilitate face-to-face interactions that might lead to stronger connections.
5. **Use Hashtags Wisely**: When posting on social media, use relevant hashtags to increase visibility among those interested in your topic. Research popular tags that align with your message.

6. **\*\*Share in Different Spaces\*\***: Post in various groups or pages that relate to your experiences. This helps diversify your reach and allows you to find people who resonate with your journey.
7. **\*\*Collaborate with Others\*\***: Consider collaborating with someone who shares similar interests. This can introduce you to their audience and create a sense of community around shared content.

Reassessing your approach can open new avenues for connection. Don't hesitate to try different things until you find a strategy that feels right for you!

USER: It's hard to know which platform is the right one, you know?

ASSISTANT: I completely understand—choosing the right platform can be overwhelming, especially with so many options available. Here are some tips to help you find a platform that feels right for you:

1. **\*\*Identify Your Goals\*\***: Consider what you want to achieve. Are you looking for support, sharing your story, or finding collaboration? Different platforms cater to different needs.
2. **\*\*Know Your Audience\*\***: Think about who you want to connect with. Younger audiences might be on TikTok or Instagram, while more niche discussions can be found on Reddit or specialized forums.
3. **\*\*Explore Content Types\*\***: Reflect on what type of content you enjoy creating—written posts, videos, art, or podcasts. Some platforms excel in certain formats (e.g., YouTube for video, Medium for writing).
4. **\*\*Test Multiple Platforms\*\***: Don't hesitate to experiment! Create accounts on a few platforms and see where you feel most comfortable and receive engagement. You can start small and scale up as you find your fit.
5. **\*\*Seek Community Recommendations\*\***: If you know people who share similar interests, ask them where they connect. Their experiences can provide valuable insights into what works best in your niche.
6. **\*\*Evaluate User Experience\*\***: Spend some time exploring the platforms. Check the community vibes, interaction styles, and the overall atmosphere. Trust your instincts about what feels welcoming.
7. **\*\*Join Existing Conversations\*\***: Find groups or discussions within platforms that align with your experiences. Engaging in ongoing conversations can help you gauge if it's the right community for you.

Finding the right fit may take some time, and that's okay! Be patient with yourself, and listen to how each platform feels as you explore. You'll likely find your niche!

USER: I wish I had more time to just try everything.

ASSISTANT: I totally get that! Time can be a limiting factor, especially when you're trying to navigate multiple platforms and communities. Here are some strategies to make the most of your limited time:

1. **\*\*Set Priorities\*\***: Identify which platforms are most likely to align with your interests and goals. Focus on two or three that seem the most promising, rather than trying to tackle everything at once.
2. **\*\*Schedule Short Sessions\*\***: Dedicate specific blocks of time to explore different platforms. Even 15-30 minutes can be enough to engage with content and assess if it feels right for you.
3. **\*\*Batch Your Efforts\*\***: If you create content, try to batch similar tasks together. For example, write multiple posts in one sitting or create several short videos at once. This can save time and make your efforts more efficient.
4. **\*\*Use Insights from Friends\*\***: If you have friends on various platforms, ask for their recommendations. They can help you avoid the trial-and-error phase and guide you to places that will be worthwhile.
5. **\*\*Focus on One at a Time\*\***: Instead of trying to juggle several platforms, focus on one for a set period. Dive deep into it—engage, observe, and learn—then assess if it works for you before moving on.
6. **\*\*Leverage Your Current Network\*\***: Share your experiences where you are already active, even if it feels like shouting into the void. Sometimes, building on existing connections can lead to new opportunities.
7. **\*\*Stay Open to Adjustments\*\***: If you find that a platform isn't working out for you, feel free to pivot and try another without pressure. It's all about finding what feels right.

Remember, it's about quality connections over quantity. Making the most of the time you have will help you discover what really resonates with you without feeling overwhelmed. You're doing great, and every little effort counts!

USER: It's not just about time, but also staying true to myself, you know?

ASSISTANT: Absolutely, staying true to yourself is essential, and it can be challenging when navigating new spaces and audiences. Here are some suggestions to help you maintain authenticity while connecting with others:

1. **Know Your Values**: Take some time to reflect on what matters most to you. Having a clear understanding of your values can guide your interactions and content creation.
2. **Be Yourself**: Share your thoughts, feelings, and experiences in a way that feels genuine to you. Authenticity resonates with people, and it's often what draws meaningful connections.
3. **Set Boundaries**: It's okay to define what you're comfortable sharing and what feels too personal. Establishing boundaries can help you protect your well-being while still engaging with others.
4. **Choose Aligning Communities**: Seek out groups and platforms that encourage authenticity and vulnerability. Look for spaces where people share openly without fear of judgment.
5. **Engage in Meaningful Conversations**: Focus on quality interactions rather than quantity. Engaging deeply with a few individuals can create stronger bonds than superficial connections across many platforms.
6. **Share Your Process**: It's okay to express struggles, doubts, or questions about your journey. Often, people appreciate transparency, and it can foster deeper connections.
7. **Trust Your Instincts**: If something doesn't feel right or aligns with your values, don't hesitate to take a step back. Trusting your gut feelings can lead you to spaces where you feel more valued and accepted.
8. **Celebrate Your Uniqueness**: Embrace what makes you different. Sharing your unique perspective can attract those who appreciate you for who you truly are.

Staying true to yourself is a journey, and it may take time to find the right environments that support that authenticity. Trust that the right people will appreciate you for being genuine!

USER: I don't want to become someone I'm not just to fit in, ya know?

ASSISTANT: I completely understand—that desire to fit in while remaining true to yourself is such a delicate balance. Here are some reminders and strategies to help you stay authentic and avoid losing yourself in the process:

1. **Embrace Your Authenticity**: Remember that your unique experiences and perspectives are what make you valuable. Authenticity attracts genuine connections and can inspire others.
2. **Reflect on Your Identity**: Take time to explore what you truly care about, your passions, and what your values are. This reflection can serve as your compass when navigating new communities.
3. **Choose Supportive Spaces**: Look for groups and platforms that celebrate diversity and individuality. Communities that encourage openness and acceptance are where you'll find like-minded people.
4. **Practice Self-Compassion**: It's okay to feel pressure to conform at times. Treat yourself with kindness when these feelings arise, reminding yourself that wanting to fit in is a natural human tendency.
5. **Set Personal Intentions**: Before engaging with a new community, establish intentions that emphasize your authenticity. This can serve as a reminder of your core values throughout your interactions.
6. **Limit Comparison**: It's easy to fall into the trap of comparing yourself to others. Remind yourself that everyone has their own journey and challenges, and no one has it all figured out.
7. **Focus on Meaningful Connections**: Rather than seeking to fit in with the crowd, aim to connect with individuals who appreciate your true self. Quality over quantity will lead to more fulfilling relationships.
8. **Be Open About Your Journey**: Sharing your feelings about wanting to fit in can create a bridge with others who feel the same way, fostering a sense of camaraderie.

Ultimately, fitting in shouldn't come at the cost of losing who you are. The right connections will appreciate you for your true self, and being genuine is the best way to discover those connections. Trust the process, and give yourself grace as you navigate this journey!

USER: Plus, some of the advice out there feels like it's trying to make me into a different brand.

ASSISTANT: It's completely understandable to feel that way. The pressure to "brand" yourself can be overwhelming and may feel contrary to being authentic. Here are some thoughts to help you navigate this while staying true to yourself:

1. **Authenticity Over Branding**: Remember that you don't have to fit a specific mold or "brand" image. Authenticity speaks volumes and can resonate much more than a crafted persona.
2. **Define Your Own Terms**: If you do want to share or market yourself, think of it as sharing your story rather than branding. Frame it as a way to express yourself, not to conform to an external expectation.
3. **Limit Outside Influence**: Be discerning about the advice you take. It's okay to ignore suggestions that don't resonate with your values or feel inauthentic. Trust your own instincts.
4. **Share Your Journey**: Instead of approaching it as branding, consider sharing your journey, complete with its ups and downs. Realness tends to draw people in more than polished images.
5. **Focus on Connection**: Your main goal can be to connect with others, rather than to build a brand. Engage in conversations and share experiences, as this fosters genuine relationships.
6. **Celebrate Your Uniqueness**: Emphasize what makes you, you! Share your quirks, interests, and authenticity. This approach naturally attracts those who appreciate you for who you are.
7. **Curate Your Influence**: Be mindful of the content you consume. Follow people and communities that promote authenticity and vulnerability, rather than those pushing a polished brand image.