

Mitigating Hallucinations in Multimodal Spatial Relations through Constraint-Aware Prompting

Jiarui Wu

University of Rochester
jwu114@rochester.edu

Zhuo Liu

University of Rochester
zhuo.liu@rochester.edu

Hangfeng He

University of Rochester
hangfeng.he@rochester.edu

Abstract

Spatial relation hallucinations pose a persistent challenge in large vision-language models (LVLMs), leading to generate incorrect predictions about object positions and spatial configurations within an image. To address this issue, we propose a constraint-aware prompting framework designed to reduce spatial relation hallucinations. Specifically, we introduce two types of constraints: (1) bidirectional constraint, which ensures consistency in pairwise object relations, and (2) transitivity constraint, which enforces relational dependence across multiple objects. By incorporating these constraints, LVLMs can produce more spatially coherent and consistent outputs. We evaluate our method on three widely-used spatial relation datasets, demonstrating performance improvements over existing approaches.¹ Additionally, a systematic analysis of various bidirectional relation analysis choices and transitivity reference selections highlights greater possibilities of our methods in incorporating constraints to mitigate spatial relation hallucinations.

1 Introduction

In recent years, large vision-language models (LVLMs) have been widely adopted for tasks such as image captioning and visual question answering (VQA). While these models have demonstrated remarkable capabilities, hallucination remains a persistent challenge in multimodal systems. Even state-of-the-art models occasionally generate hallucinated responses (Chang et al., 2024). In this study, we focus on mitigating the hallucination in multimodal spatial relations, a challenging task that requires the cognition and reasoning ability of LVLMs about objects in the image.

Existing research has explored various methods to enhance the performance of LVLMs in spatial

¹Our code is available at <https://github.com/jwu114/CAP>.

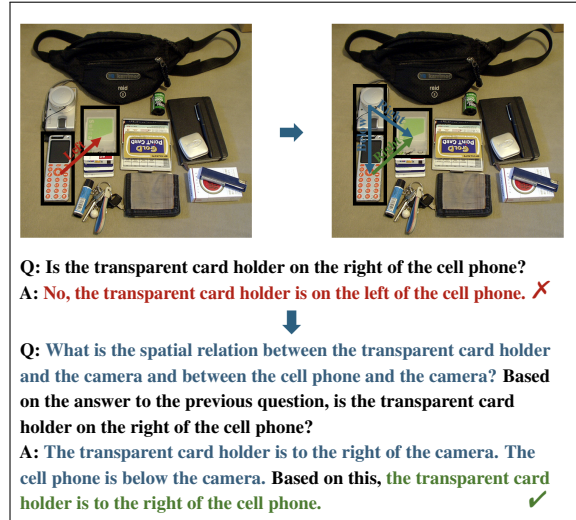


Figure 1: Comparison between the vanilla prompt and the prompt incorporating constraint awareness (transitivity constraint). Constraint-aware content is highlighted in blue, incorrect content in red, and correct content in green. In the right image, the relations highlighted in blue corrects the incorrect relation highlighted in red.

relations. Zhao et al. (2023) utilized a small pre-trained model to provide spatial information in guiding LVLMs. Rajabi and Kosecka (2023) combined an encoder-decoder model with a trained predictor to localize objects and predict spatial relations. Chen et al. (2024) proposed SpatialVLM, trained on a spatial VQA dataset generated using their data generation framework. Additionally, Meng et al. (2024) introduced ZeroVLM, which leverages a 3D reconstruction model to obtain multi-view images for improved spatial reasoning. The existing proposals mainly focus on training powerful models. While these approaches are effective in enhancing LVLMs’ visual spatial relation understanding, they involve high training costs and rely heavily on high-quality training data.

Prompt enhancement is a training-free approach that has been shown to effectively mitigate hallucinations in large language models (LLMs). Numer-

ous prompting techniques (e.g., Wei et al., 2022; Hu et al., 2023; Kong et al., 2024; Zheng et al., 2024) have been developed to improve response quality in reasoning tasks. However, despite their success, few methods have achieved significant improvements in multimodal spatial relation tasks (Sahoo et al., 2024; Vatsal and Dubey, 2024).

In response to these limitations, we propose constraint-aware methods that effectively reduce spatial relation hallucinations of LVLMs. These methods are inspired by the principle that, in tasks involving structured variables, once a variable’s value is determined, related variables become constrained (Ning et al., 2019). Specifically, in spatial relation reasoning, establishing the spatial relationship between two objects naturally constrains the potential relationships among other objects in the scene (Choi et al., 2018). For instance, Figure 1 demonstrates a scenario (Yang et al., 2019) where the model initially misinterprets the spatial relation between the transparent card holder and the cell phone. By identifying the relations among the camera, the card holder, and the cell phone, the initially incorrect relation is constrained and corrected.

We propose two constraints: bidirectional constraint and transitivity constraint. Bidirectional constraints ensure that the spatial relations between two objects remain consistent when viewed from either direction. Transitivity constraints, introduce a third object as a reference to maintain logical coherence across multiple spatial relations, reducing the likelihood of conflicting interpretations. By combining these constraints, we establish a more robust approach for visual spatial relation.

We compare our methods against baseline methods using three widely used spatial relation datasets. The results show that all our methods have significantly improved performance, with the combined method outperforming the other two constraint methods. These findings demonstrate the effectiveness of our approach in mitigating multimodal spatial relation hallucinations. Furthermore, we analyze the performance across different method variants, highlighting their effectiveness and the variability in performance across datasets.

2 Constraint-Aware Prompting

This section provides a description of our proposed methods. The demonstrated methods are designed for spatial relation binary VQA, where the input is typically an image-question pair. The underlying

```
## Instructions ##
1. Repeat the question + {extract and label objects}
2. {spatial relation analysis}
3. Think step by step + use "yes" or "no" to answer the question
## Please output in the following format ##
...
Horizontal relation between  $O_1$  and  $O_2$ :  $O_1$  is <relation>  $O_2$ 
Vertical relation between  $O_1$  and  $O_2$ :  $O_1$  is <relation>  $O_2$ 
Depth relation between  $O_1$  and  $O_2$ :  $O_1$  is <relation>  $O_2$ 
...
## Question ##
Is there <Object> <Relation> <Object> in the image?
```

Figure 2: Template prompt skeleton. Prompting techniques are highlighted in blue. The phrase inside { } is the summary of omitted details, and O_1 and O_2 represent the label of objects.

```

      A           B
      ↓           ↓
Question: Is there a cat on the right of a rabbit in the image?

AB Relation: What is the relation between A (cat) and B (rabbit)?
BA Relation: What is the relation between B (rabbit) and A (cat)?
AB+BA Relation: What is the relation between A (cat) and B (rabbit) and
between B (rabbit) and A (cat)?
BA+AB Relation: What is the relation between B (rabbit) and A (cat) and
between A (cat) and B (rabbit)?
```

Figure 3: Example shows how candidate objects in the question are labeled and the corresponding spatial relations in the AB, BA, AB+BA, and BA+AB orders. "Cat" is labeled as "A" because it appears earlier than "rabbit" in the question.

constraint-aware approach has the potential to be applied to a broader range of spatial relation tasks.

Skeleton As illustrated in Figure 2, our methods follow the structure: *Instructions + Output Format + Question*. Instead of relying on a few-shot prompt, we use a zero-shot prompt with step-by-step instructions to reduce costs and specify an output format to facilitate validation and evaluation.

To minimize hallucination in intermediate steps and enhance LVLm reasoning, we incorporate various techniques. We leverage zero-shot chain-of-thought (CoT) prompting (Wei et al., 2022) to enable LVLms to reason effectively based on detected spatial relations. In the output format, we adopt a reasoning structure (Zhou et al., 2024), explicitly instructing LVLms to analyze horizontal, vertical, and depth relations between objects. This approach ensures that models generate comprehensive spatial relations and engage in thorough reasoning. A detailed analysis of these techniques can be found

Methods	ARO		GQA		MMRel		Average	
	Acc	F1	Acc	F1	Acc	F1	Acc	F1
Baseline (vanilla)	65.10	70.75	63.03	67.73	70.96	75.12	66.37	71.20
Baseline (CoT+structure)	69.60	74.51	63.47	68.03	80.00	81.41	71.02	74.65
Bidirectional (ours)	75.33 ***	79.03 ***	69.47 ***	73.86 ***	88.50 ***	89.12 ***	77.77 ***	80.67 ***
Transitivity (ours)	73.90 ***	75.89 ***	68.93 ***	71.04 ***	84.03 ***	83.19 ***	75.62 ***	76.71 ***
Combined (ours)	76.67 ***	79.57 ***	70.77 ***	75.08 ***	92.70 ***	92.91 ***	80.05 ***	82.52 ***

Table 1: 5-trial average results of our methods on three datasets using GPT-4o. The "average" column represents the overall performance across the datasets. *** indicates that the p-value of the one-sided t-test is less than 0.05 (comparing our methods with others and comparing the combined constraint with the other two constraints).

in Appendix A.2.

Our methods also instruct LVLMs to label the first and second objects mentioned in the candidate VQA question as A and B, respectively. These symbols are then used to guide the models in the subsequent spatial relation analysis. An example is illustrated in Figure 3.

Bidirectional Constraint In the method, we prompt LVLMs to generate spatial relations in the $BA + AB$ order. This approach ensures that LVLMs first detect the converse spatial relation (BA) and automatically refer to it when generating the direct relation (AB). The bidirectional constraint between the converse relation and the direct relation can help models mitigate hallucinations. The example response can be found in Figure 8 and the detailed template prompt can be found in Figure 10 in Appendix.

Transitivity Constraint This method leverages the transitivity constraint among objects to mitigate spatial relation hallucinations. Besides Object A and B, we prompt LVLMs to randomly select a reference object, denoted as Object C. The model is then instructed to generate the spatial relations in the $AC + BC$ order, which serve as reference relations to transitively constrain the potentially hallucinated AB relation. The example response can be found in Figure 9 and the detailed template prompt can be found in Figure 11 in Appendix.

3 Experiments

3.1 Experimental Settings

Datasets We utilize three datasets containing spatial relation data to evaluate our proposed methods. ARO (Yuksekgonul et al., 2023) consists of 50K real-world image-caption pairs, with data sourced from Visual Genome (Krishna et al., 2017), MSCOCO (Lin et al., 2014), and Flickr30k (Young et al., 2014). GQA (Hudson and Manning, 2019)

includes 113K images and 22M diverse visual questions based on the Visual Genome scene graph. MMRel (Nie et al., 2024) contains 15K image-question pairs addressing GPT-4V-generated annotations, utilizing real images from Visual Genome and synthetic images from SDXL (Podell et al., 2024) and DALL-E (Betker et al., 2023). We randomly sampled 600 and 200 balanced pairs of real images and spatial relation binary VQA questions from each dataset for the test and validation splits. Data preprocessing details are in Appendix A.1.

Methods With the hypothesis that the combination of bidirectional and transitivity constraints can yield improved performance, we introduce the combined constraint. It integrates two constraints and performs the relation analysis in the $AC + BC + BA + AB$ order. In the experiment, we use the above three constraint-aware methods against two baseline methods. The first baseline uses vanilla prompts, directly asking LVLMs to answer questions with either "yes" or "no." The other baseline is based on the vanilla prompts but leverages prompting techniques, such as CoT and structured reasoning output (CoT+structure), which are also incorporated into our methods. The detailed prompts can be found in Appendix A.8. For each method and dataset, we conduct five trials, calculate the average results, and perform a one-sided t-test to further ensure the reliability of the findings.

Model Settings We use GPT-4o² (Radford, 2018) as the LLM in all experiments. The temperature and top-p are both set to a small number 1×10^{-15} , and a fixed seed is used to get more deterministic responses.

3.2 Results

As shown in Table 1, all of our proposed methods significantly outperform two baselines in both accu-

²GPT-4o-2024-05-13

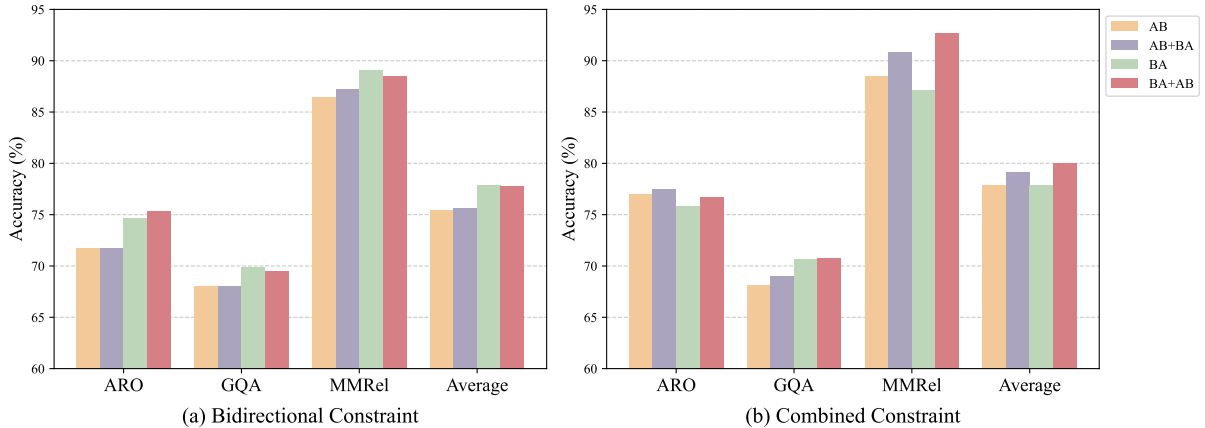


Figure 4: The accuracy comparison of different relation analysis choices in bidirectional and combined constraints is shown. *BA + AB* is the method utilized in our proposed approach. *BA* and *AB + BA* are the variants of our method: *BA* refers to analyzing only the converse relation, while *AB + BA* analyzes the direct relation first, followed by the converse relation. *AB*, which only analyzes the direct relation, is not considered a bidirectional constraint, as the converse relation is not examined. For the diagram of F1 score and detailed data, refer to Appendix A.5.

racy and F1 score. This highlights the effectiveness of our constraint-aware methods. Moreover, the combined constraint achieves the highest accuracy and F1 score across the three datasets, including an impressive 92.7% accuracy and 92.91% F1 score on the MMRel dataset. This demonstrates that the features of bidirectional and transitivity constraints can be combined to enhance performance.

To prove that our methods are generalized to other models, we also test them using different LVLMS. The results can be found in Appendix A.4.

4 Analysis

4.1 Bidirectional Relation Analysis

When utilizing the bidirectional constraint, the key factor is ensuring that LVLMS analyze the converse relation (*BA*). In our experiments, we prompted GPT to analyze spatial relations in the *BA + AB* order. However, alternative approaches exist, such as analyzing in the *AB + BA* order or focusing solely on *BA*.

We compare the performance of these variants under bidirectional and combined constraints. As shown in Figure 4, methods analyzing the *BA* relation demonstrated higher average accuracy compared to those using only the *AB* relation, reaffirming the effectiveness of bidirectional constraints. However, no single method consistently outperformed the others across datasets, with results varying between them. Additionally, we observed that within the group employing bidirectional constraints, the *AB* and *AB + BA* performed similarly,

Attributes	ARO		GQA		MMRel		Average	
	Acc	F1	Acc	F1	Acc	F1	Acc	F1
The largest	75.00	76.92	65.00	67.49	83.83	83.25	74.61	75.89
The smallest	73.33	75.83	66.00	67.92	84.00	82.98	74.44	75.58
The most top	72.17	73.62	65.50	67.91	81.67	80.84	73.11	74.12
The central	75.00	76.78	69.17	70.77	83.00	81.72	75.72	76.42
The most obvious	75.00	77.06	67.33	69.38	81.83	80.71	74.72	75.72
Random	73.90	75.89	68.93	71.04	84.03	83.19	75.62	76.71

Table 2: The comparison of different reference object selection strategies in transitivity constraints.

Attributes	ARO		GQA		MMRel		Average	
	Acc	F1	Acc	F1	Acc	F1	Acc	F1
The largest	77.00	79.53	70.50	75.04	91.67	91.88	79.72	82.15
The smallest	75.83	79.02	69.67	74.37	91.17	91.41	78.89	81.60
The most top	76.17	79.25	68.83	73.48	92.33	92.60	79.11	81.78
The central	78.17	80.82	68.83	73.62	90.67	90.91	79.22	81.78
The most obvious	77.67	80.41	69.67	73.93	92.33	92.48	79.89	82.27
Random	76.67	79.57	70.77	75.08	92.70	92.91	80.05	82.52

Table 3: The comparison of different reference object selection strategies in combined constraints.

as did the *BA* and *BA + AB*. We hypothesize that when the first relation is hallucinated, the subsequent relation is likely to be affected as well. This aligns with the findings that when LLMs reach a hallucinated answer, its subsequent explanations are also likely to be false (Ye and Durrett, 2022).

4.2 Reference Selection

The reference object in transitivity constraints plays a crucial role. Ideally, it should not introduce new hallucinations and must be tactically positioned to challenge the originally hallucinated relation. Thus, selecting a reliable reference object is essential.

In this analysis, we evaluate different reference selection strategies using transitivity and combined

constraints. This is done through prompting "select <attribute> object" as shown in Figures 15 and 16. The attributes are manually defined as "the largest," "the smallest," "the most top," "the central," and "the most obvious," based on the assumption that they could affect the quality of reference objects.

As shown in Tables 2 and 3, certain datasets demonstrate a preference for specific attributes. For instance, "the central" performs better in the ARO dataset, while random selection is better in the other two datasets. Although all strategies help mitigate spatial relation hallucinations, their performance varies depending on the dataset data distribution.

Generally, we found that the largest reference object performs slightly better than the smallest reference object, and an effective reference object often challenges the originally hallucinated relation. An important insight for selecting the third object is that a large object positioned between the candidate objects is more likely to challenge the hallucinated relation and mitigate the hallucination.

5 Conclusion

We have proposed two powerful constraint-aware methods, bidirectional and transitivity constraints, based on the inter-constraint relations among structured variables. These methods and their combinations and variants can be easily implemented to enhance the performance of LVLMs in visual spatial relations. We hope our proposed methods and experimental results can inspire further exploration in multimodal spatial relation tasks.

Limitations

The proposed methods are inspired by constraints found in structured variables. This insight was examined and evaluated using binary VQA, and we did not evaluate our proposals with other visual tasks. Besides that, in our current evaluation, we primarily focus on regular spatial relationships, such as horizontal and depth relations. However, real-world data encompasses a broader range of spatial relations. They will be solid aspects for us to extend in future experiments.

For future research, we aim to develop a more deterministic automatic reference object selection mechanism to replace the current random selection used in the transitivity constraint. Appendix A.3 shows the tradeoff between accuracy and cost across the methods. Although our methods are highly cost-efficient, we can further reduce API

costs while maintaining accuracy in the following research. Appendix A.6 analyzes several failed cases of our current methods, offering insights that reveal potential directions for improving our methods in the future.

References

- James Betker, Gabriel Goh, Li Jing, Tim Brooks, Jianfeng Wang, Linjie Li, Long Ouyang, Juntang Zhuang, Joyce Lee, Yufei Guo, et al. 2023. Improving image generation with better captions. *Computer Science*. <https://cdn.openai.com/papers/dall-e-3.pdf>, 2(3):8.
- Yupeng Chang, Xu Wang, Jindong Wang, Yuan Wu, Linyi Yang, Kaijie Zhu, Hao Chen, Xiaoyuan Yi, Cunxiang Wang, Yidong Wang, et al. 2024. A survey on evaluation of large language models. *ACM Transactions on Intelligent Systems and Technology*, 15(3):1–45.
- Boyuan Chen, Zhuo Xu, Sean Kirmani, Brain Ichter, Dorsa Sadigh, Leonidas Guibas, and Fei Xia. 2024. Spatialvlm: Endowing vision-language models with spatial reasoning capabilities. In *Proceedings of the IEEE/CVF Conference on Computer Vision and Pattern Recognition*, pages 14455–14465.
- Xiaokang Chen, Zhiyu Wu, Xingchao Liu, Zizheng Pan, Wen Liu, Zhenda Xie, Xingkai Yu, and Chong Ruan. 2025. Janus-pro: Unified multimodal understanding and generation with data and model scaling. *arXiv preprint arXiv:2501.17811*.
- Jonghyun Choi, Jayant Krishnamurthy, Aniruddha Kembhavi, and Ali Farhadi. 2018. Structured set matching networks for one-shot part labeling. In *Proceedings of the IEEE Conference on Computer Vision and Pattern Recognition*, pages 3627–3636.
- Hanxu Hu, Hongyuan Lu, Huajian Zhang, Yun-Ze Song, Wai Lam, and Yue Zhang. 2023. Chain-of-symbol prompting elicits planning in large language models. *arXiv preprint arXiv:2305.10276*.
- Drew A Hudson and Christopher D Manning. 2019. Gqa: A new dataset for real-world visual reasoning and compositional question answering. In *Proceedings of the IEEE/CVF conference on computer vision and pattern recognition*, pages 6700–6709.
- Aobo Kong, Shiwan Zhao, Hao Chen, Qicheng Li, Yong Qin, Ruiqi Sun, Xin Zhou, Enzhi Wang, and Xiaohang Dong. 2024. [Better zero-shot reasoning with role-play prompting](#). In *Proceedings of the 2024 Conference of the North American Chapter of the Association for Computational Linguistics: Human Language Technologies (Volume 1: Long Papers)*, pages 4099–4113, Mexico City, Mexico. Association for Computational Linguistics.
- Ranjay Krishna, Yuke Zhu, Oliver Groth, Justin Johnson, Kenji Hata, Joshua Kravitz, Stephanie Chen, Yannis Kalantidis, Li-Jia Li, David A Shamma, et al.

2017. Visual genome: Connecting language and vision using crowdsourced dense image annotations. *International journal of computer vision*, 123:32–73.
- Tsung-Yi Lin, Michael Maire, Serge Belongie, James Hays, Pietro Perona, Deva Ramanan, Piotr Dollár, and C Lawrence Zitnick. 2014. Microsoft coco: Common objects in context. In *Computer Vision–ECCV 2014: 13th European Conference, Zurich, Switzerland, September 6–12, 2014, Proceedings, Part V 13*, pages 740–755. Springer.
- Haotian Liu, Chunyuan Li, Qingyang Wu, and Yong Jae Lee. 2024. Visual instruction tuning. *Advances in neural information processing systems*, 36.
- Zaiqiao Meng, Hao Zhou, and Yifang Chen. 2024. I know about "up"! enhancing spatial reasoning in visual language models through 3d reconstruction. *arXiv preprint arXiv:2407.14133*.
- Jiahao Nie, Gongjie Zhang, Wenbin An, Yap-Peng Tan, Alex C Kot, and Shijian Lu. 2024. Mmrel: A relation understanding dataset and benchmark in the mlm era. *arXiv preprint arXiv:2406.09121*.
- Qiang Ning, Hangfeng He, Chuchu Fan, and Dan Roth. 2019. [Partial or complete, that’s the question](#). In *Proceedings of the 2019 Conference of the North American Chapter of the Association for Computational Linguistics: Human Language Technologies, Volume 1 (Long and Short Papers)*, pages 2190–2200, Minneapolis, Minnesota. Association for Computational Linguistics.
- Dustin Podell, Zion English, Kyle Lacey, Andreas Blattmann, Tim Dockhorn, Jonas Müller, Joe Penna, and Robin Rombach. 2024. [SDXL: Improving latent diffusion models for high-resolution image synthesis](#). In *The Twelfth International Conference on Learning Representations*.
- Alec Radford. 2018. Improving language understanding by generative pre-training.
- Navid Rajabi and Jana Kosecka. 2023. Towards grounded visual spatial reasoning in multi-modal vision language models. *arXiv preprint arXiv:2308.09778*.
- Pranab Sahoo, Ayush Kumar Singh, Sriparna Saha, Vinija Jain, Samrat Mondal, and Aman Chadha. 2024. A systematic survey of prompt engineering in large language models: Techniques and applications. *arXiv preprint arXiv:2402.07927*.
- Gemini Team, Petko Georgiev, Ving Ian Lei, Ryan Burnell, Libin Bai, Anmol Gulati, Garrett Tanzer, Damien Vincent, Zhufeng Pan, Shibo Wang, et al. 2024. Gemini 1.5: Unlocking multimodal understanding across millions of tokens of context. *arXiv preprint arXiv:2403.05530*.
- Shubham Vatsal and Harsh Dubey. 2024. A survey of prompt engineering methods in large language models for different nlp tasks. *arXiv preprint arXiv:2407.12994*.
- Jason Wei, Xuezhi Wang, Dale Schuurmans, Maarten Bosma, brian ichter, Fei Xia, Ed Chi, Quoc V Le, and Denny Zhou. 2022. [Chain-of-thought prompting elicits reasoning in large language models](#). In *Advances in Neural Information Processing Systems*, volume 35, pages 24824–24837. Curran Associates, Inc.
- Kaiyu Yang, Olga Russakovsky, and Jia Deng. 2019. Spatialsense: An adversarially crowdsourced benchmark for spatial relation recognition. In *Proceedings of the IEEE/CVF International Conference on Computer Vision*, pages 2051–2060.
- Xi Ye and Greg Durrett. 2022. The unreliability of explanations in few-shot prompting for textual reasoning. *Advances in neural information processing systems*, 35:30378–30392.
- Peter Young, Alice Lai, Micah Hodosh, and Julia Hockenmaier. 2014. From image descriptions to visual denotations: New similarity metrics for semantic inference over event descriptions. *Transactions of the Association for Computational Linguistics*, 2:67–78.
- Mert Yuksekgonul, Federico Bianchi, Pratyusha Kalluri, Dan Jurafsky, and James Zou. 2023. When and why vision-language models behave like bags-of-words, and what to do about it? In *The Eleventh International Conference on Learning Representations*.
- Yongqiang Zhao, Zhenyu Li, Zhi Jin, Feng Zhang, Haiyan Zhao, Chengfeng Dou, Zhengwei Tao, Xinhai Xu, and Donghong Liu. 2023. Enhancing the spatial awareness capability of multi-modal large language model. *arXiv preprint arXiv:2310.20357*.
- Huaixiu Steven Zheng, Swaroop Mishra, Xinyun Chen, Heng-Tze Cheng, Ed H. Chi, Quoc V Le, and Denny Zhou. 2024. [Take a step back: Evoking reasoning via abstraction in large language models](#). In *The Twelfth International Conference on Learning Representations*.
- Pei Zhou, Jay Pujara, Xiang Ren, Xinyun Chen, Heng-Tze Cheng, Quoc V Le, Ed H Chi, Denny Zhou, Swaroop Mishra, and Huaixiu Steven Zheng. 2024. Self-discover: Large language models self-compose reasoning structures. *arXiv preprint arXiv:2402.03620*.

A Appendix

A.1 Data Preprocessing

We preprocess the datasets to align with our experimental objectives. To focus on more challenging data, GPT-4o-mini³ is used to filter the data, ensuring that all candidate images contain at least five objects. Non-spatial relations and vague spatial relations, such as "sitting on" and "nearby," are eliminated, leaving only those with clear spatial definitions in the images. Additionally, we format the annotations so that the questions follow the structure: *Is there <Object> <Relation> <Object> in the image?* This makes image-question pair have uniform formats and allows us to focus on evaluating the feasibility of the proposed method in spatial relation tasks.

In details, the preprocessing of the ARO and GQA datasets is more complex than that of MM-Rel, as the annotations of ARO are primarily image captions rather than VQA questions, and ARO and GQA include non-spatial relations. Our approach mainly relies on keyword filtering and manual review to ensure the sampled data contains only spatial relations. ARO features image captions with clear lexical structures: *<Object> is <Relation> <Object>*. This structure enables us to easily reconstruct the captions and convert them into VQA format.

A.2 Analysis of Prompting Techniques

In this section, we present experiments that demonstrate the effectiveness of the prompting techniques discussed in Section 2. We do not assert that these prompting techniques alone will significantly improve the accuracy of LVLMs on spatial relation tasks. Instead, we highlight how our constraint-aware methods can effectively integrate these techniques to enhance overall performance.

CoT In this analysis, we compare GPT-4o’s performance using bidirectional, transitivity, and combined constraints, both with and without CoT prompting. To control for CoT, we either include or omit the phrase "think step by step" in the prompt. This analysis follows the same dataset and model settings outlined in Section 3.1.

As shown in Table 4, the accuracy and F1 score when using CoT prompting are consistently higher than without CoT for both transitivity and combined methods. Although in some cases, bidirec-

tional methods without CoT outperform those with CoT, the overall performance with CoT remains superior. Thus, we think using CoT can bring benefits to our methods and increases the reasoning ability of LVLMs in general.

Reasoning Structure Similarly, we evaluate the effectiveness of the reasoning structure by comparing the performance of GPT-4o with and without this structure. To create a scenario without the reasoning structure, we remove the output format from the prompt and provide additional descriptive instructions that convey the information originally included in the structured reasoning output, such as analyzing horizontal, vertical, and depth relations.

The results are shown in Table 5. It is evident that explicitly stating the reasoning requirements in the output format enhances the effectiveness of our method across all three datasets and methods. We hypothesize that LVLMs adhere more strictly to the output format than to descriptive instructions. Consequently, including requirements in the output format increases the likelihood that LVLMs will follow these guidelines.

A.3 Tradeoff between Accuracy and Cost

Compared to the vanilla prompt and the prompt incorporating CoT and reasoning structure, the prompts used in our method are longer. While they improve the accuracy of model performance on tasks, they also increase the API cost. Therefore, it is crucial to analyze the accuracy improvement relative to the increase in cost. To investigate this, we design an experiment in which we apply each prompting method to 1,800 questions across three datasets and calculate the average GPT-4o API cost per 100 VQA questions for each method. The results are shown in Table 6.

From these results, we observe that the cost of our methods is approximately two to three times higher than that of the vanilla prompt. However, the bidirectional method proves to be the most cost-efficient. Therefore, when the budget is limited, users can opt for the bidirectional method to save costs while maintaining performance. When the budget allows, users can select the transitivity or combined method, depending on their preference, to achieve the best accuracy.

A.4 Results in Other LVLMs

In addition to GPT-4o, we also use other models to evaluate our methods. Under the same experimen-

³GPT-4o-mini-2024-07-18

Methods	CoT	ARO		GQA		MMRel		Average	
		Acc	F1	Acc	F1	Acc	F1	Acc	F1
Bidirectional	No	76.00	79.07	70.67	74.27	86.83	87.32	77.83	80.22
	Yes	75.33	79.03	69.47	73.86	88.50	89.12	77.77	80.67
Transitivity	No	70.67	70.57	67.17	66.21	76.17	72.12	71.34	69.63
	Yes	73.90	75.89	68.93	71.04	84.03	83.19	75.62	76.71
Combined	No	71.50	76.08	66.00	71.90	83.50	84.75	73.67	77.58
	Yes	76.67	79.57	70.77	75.08	92.70	92.91	80.05	82.52

Table 4: The comparison of results with or without using CoT prompting in bidirectional, transitivity, and combined constraints.

Methods	Structure	ARO		GQA		MMRel		Average	
		Acc	F1	Acc	F1	Acc	F1	Acc	F1
Bidirectional	No	71.5	71.83	67.17	66.67	74.67	69.72	71.11	69.41
	Yes	75.33	79.03	69.47	73.86	88.50	89.12	77.77	80.67
Transitivity	No	70.33	73.43	64.17	65.71	76.50	76.38	70.33	71.84
	Yes	73.90	75.89	68.93	71.04	84.03	83.19	75.62	76.71
Combined	No	75.33	78.43	71.67	75.07	87.17	87.64	78.06	80.38
	Yes	76.67	79.57	70.77	75.08	92.70	92.91	80.05	82.52

Table 5: The comparison of results with or without using structured reasoning output in bidirectional, transitivity, and combined constraints.

tal settings, we use Gemini Pro⁴ (Team et al., 2024) to evaluate two baseline methods and three proposed methods. The results are shown in Table 7. The performance of our methods is consistently strong in Gemini Pro: the combined method outperforms the bidirectional and transitivity methods, and the three proposed methods are generally better than the two baselines. An exception is the ARO dataset, where bidirectional constraints have slightly lower accuracy than the baseline method incorporating CoT and reasoning structure.

Additionally, we test our methods on smaller (1B or 7B) open-source models, such as LLaVA (Liu et al., 2024) and Janus Pro (Chen et al., 2025). We observe that our methods show potential in mitigating hallucination in these models. However, due to limitations caused by the smaller model sizes, the responses from these models are unstable. In some cases, the models fail to follow the instructions or formats written in the prompt to generate a response.

A.5 Extended Results

This section presents the full results, including accuracy, precision, recall, and F1 score, for all experiments conducted in the body of the paper.

The comprehensive results of the main experiment, which include a comparison of our methods

against baseline approaches across four metrics, are presented in Table 8. In addition to evaluating the accuracy of various bidirectional relation analysis options, as discussed in Section 4.1, we also assess the F1 scores for different analytical choices, as shown in Figure 5. The F1 score comparison adheres to the same criteria as the accuracy evaluations, and the results follow similar patterns. Detailed data on the relation analysis options can be found in Tables 9 and 10. Furthermore, extended results on reference object selection analysis is available in Tables 11 and 12.

A.6 Failed Case Analysis

Although our methods significantly improve the accuracy of LVLMs in reasoning about visual spatial relations, some failure cases persist. Figure 6 illustrates a typical example. In this case, the model uses bidirectional constraints to determine the spatial relation between a building and a horse. The first issue is that GPT fails to label the initially mentioned object, the building, as "Object A," instead switching the labels of the building and the horse. However, this is not the critical error. The main issue lies in GPT's inability to correctly identify the spatial relation from the horse's perspective, incorrectly stating that the building is to the right of the horse. A secondary mistake, though not impacting the final answer, is the use of "front" and "behind"

⁴gemini-1.5-pro-002

	vanilla	CoT+structure	bidirectional	transitivity	combined
Cost per 100 Questions (\$)	0.242	0.377	0.557	0.630	0.765
Average Accuracy (%)	66.37	71.02	77.77	75.62	80.05

Table 6: The results of analyzing the tradeoff between accuracy and API cost.

Methods	Acc	Precision	Recall	F1
Baseline (vanilla)	69.50	62.97	94.67	75.63
Baseline (CoT+structure)	71.50	66.17	88.00	75.54
Bidirectional (ours)	70.17	63.97	92.33	75.58
Transitivity (ours)	73.33	66.51	94.00	77.90
Combined (ours)	74.50	68.24	91.67	78.24

(a) ARO

Methods	Acc	Precision	Recall	F1
Baseline (vanilla)	66.17	61.41	87.00	72.00
Baseline (CoT+structure)	68.50	62.25	94.00	74.90
Bidirectional (ours)	70.17	63.72	93.67	75.84
Transitivity (ours)	70.50	65.04	88.67	75.04
Combined (ours)	72.00	67.28	85.67	75.37

(b) GQA

Methods	Acc	Precision	Recall	F1
Baseline (vanilla)	61.17	57.11	89.67	69.78
Baseline (CoT+structure)	74.17	70.54	83.00	76.26
Bidirectional (ours)	82.50	77.94	90.67	83.82
Transitivity (ours)	82.83	76.99	93.67	84.51
Combined (ours)	85.00	80.88	91.67	85.94

(c) MMRel

Methods	Acc	Precision	Recall	F1
Baseline (vanilla)	65.61	60.50	90.45	72.47
Baseline (CoT+structure)	71.39	66.32	88.33	75.57
Bidirectional (ours)	74.28	68.54	92.22	78.41
Transitivity (ours)	75.55	69.51	92.11	79.15
Combined (ours)	77.17	72.13	89.67	79.85

(d) Average

Table 7: Full results of our methods (bidirectional, transitivity, and combined constraints) on three datasets using Gemini Pro.

to describe a vertical relationship. This analysis suggests that if the candidate LVLM has inherent misunderstandings or hallucinations regarding the definition of spatial relations, correcting them may be challenging.

Figure 7 presents a typical failure case involving transitivity constraints. In this instance, GPT applies transitivity constraints to determine the horizontal relationship between a cabinet and a wall, using the refrigerator as a reference object. While the LVLM correctly identifies that "the cabinet is to the left of the refrigerator" and "the wall is to the left of the refrigerator," these spatial relations do not contribute to answering the question accurately. As a result, the final response is still hallucinated.

A.7 Output Examples

Figures 8 and 9 demonstrate the example outputs of bidirectional and transitivity constraints respectively.

A.8 Template Prompts

The template prompts utilizing bidirectional constraints, transitivity constraints, and combined constraints can be found in Figures 10, 11, and 12 respectively. The template prompt of vanilla baseline is in Figure 13 and that of CoT+structure baseline is in Figure 14. The template prompts used in the analysis of different reference selection strategies

are in Figures 15 and 16.

Methods	Acc	Precision	Recall	F1
Baseline (vanilla)	65.10	60.90	84.40	70.75
Baseline (CoT+structure)	69.60	64.15	88.87	74.51
Bidirectional (ours)	75.33	68.74	92.93	79.03
Transitivity (ours)	73.90	70.50	82.20	75.89
Combined (ours)	76.67	70.77	90.87	79.57

(a) ARO

Methods	Acc	Precision	Recall	F1
Baseline (vanilla)	63.03	60.09	77.60	67.73
Baseline (CoT+structure)	63.47	60.48	77.73	68.03
Bidirectional (ours)	69.47	64.57	86.27	73.86
Transitivity (ours)	68.93	66.54	76.20	71.04
Combined (ours)	70.77	65.43	88.07	75.08

(b) GQA

Methods	Acc	Precision	Recall	F1
Baseline (vanilla)	70.96	65.72	87.67	75.12
Baseline (CoT+structure)	80.00	76.04	87.60	81.41
Bidirectional (ours)	88.50	84.57	94.20	89.12
Transitivity (ours)	84.03	87.80	79.07	83.19
Combined (ours)	92.70	90.37	95.60	92.91

(c) MMRel

Methods	Acc	Precision	Recall	F1
Baseline (vanilla)	66.37	62.24	83.22	71.20
Baseline (CoT+structure)	71.02	66.89	84.73	74.65
Bidirectional (ours)	77.77	72.63	91.13	80.67
Transitivity (ours)	75.62	74.95	79.16	76.71
Combined (ours)	80.05	75.52	91.51	82.52

(d) Average

Table 8: Full results of our methods (bidirectional, transitivity, and combined constraints) on three datasets using GPT-4o. This is the extended data of Table 1.

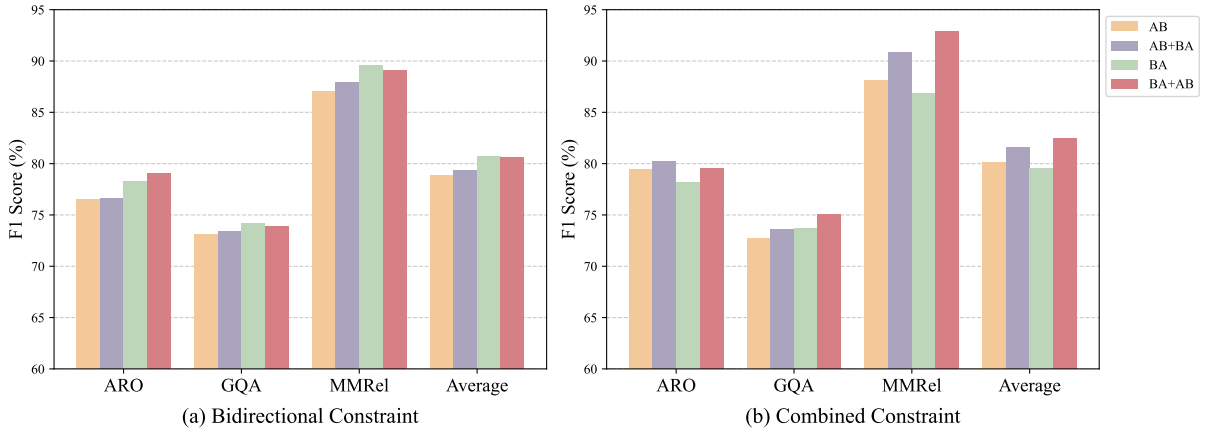


Figure 5: The F1 score comparison of different relation analysis choices in bidirectional and combined constraints is shown.

Relations	Acc	Precision	Recall	F1
AB	71.70	65.38	92.27	76.53
BA	74.67	68.54	91.20	78.26
AB+BA	71.77	65.38	92.53	76.62
BA+AB	75.33	68.74	92.93	79.03

(a) ARO

Relations	Acc	Precision	Recall	F1
AB	68.03	63.09	86.93	73.11
BA	69.87	64.84	86.80	74.23
AB+BA	68.07	62.85	88.22	73.46
BA+AB	69.47	64.57	86.27	73.86

(b) GQA

Relations	Acc	Precision	Recall	F1
AB	86.50	82.97	91.87	87.10
BA	89.10	85.97	93.47	89.56
AB+BA	87.20	83.22	93.20	87.92
BA+AB	88.50	84.57	94.20	89.12

(c) MMRel

Relations	Acc	Precision	Recall	F1
AB	75.41	70.48	90.36	78.91
BA	77.88	73.12	90.49	80.68
AB+BA	75.68	70.48	91.32	79.33
BA+AB	77.77	72.63	91.13	80.67

(d) Average

Table 9: Full results of the comparison between different relation choices in the bidirectional constraints.

Relations	Acc	Precision	Recall	F1
AB	77.00	71.77	89.00	79.46
BA	75.83	71.23	86.67	78.20
AB+BA	77.53	71.60	91.27	80.25
BA+AB	76.67	70.77	90.87	79.57

(a) ARO

Relations	Acc	Precision	Recall	F1
AB	68.17	63.59	85.00	72.75
BA	70.67	66.76	82.33	73.73
AB+BA	69.03	64.15	86.33	73.60
BA+AB	70.77	65.43	88.07	75.08

(b) GQA

Relations	Acc	Precision	Recall	F1
AB	88.50	90.81	85.67	88.16
BA	87.17	89.12	84.67	86.84
AB+BA	90.83	90.97	90.67	90.82
BA+AB	92.70	90.37	95.60	92.91

(c) MMRel

Relations	Acc	Precision	Recall	F1
AB	77.89	75.39	86.56	80.12
BA	77.89	75.70	84.56	79.59
AB+BA	79.13	75.57	89.42	81.56
BA+AB	80.05	75.52	91.51	82.52

(d) Average

Table 10: Full results of the comparison between different relation choices in the combined constraints.

Attributes	Acc	Precision	Recall	F1
The largest	75.00	71.43	83.33	76.92
The smallest	73.33	69.34	83.67	75.83
The most top	72.17	69.97	77.67	73.62
The central	75.00	71.68	82.67	76.78
The most obvious	75.00	71.19	84.00	77.06
Random	73.90	70.50	82.20	75.89

(a) ARO

Attributes	Acc	Precision	Recall	F1
The largest	65.00	63.01	72.67	67.49
The smallest	66.00	64.29	72.00	67.92
The most top	65.50	63.48	73.00	67.91
The central	69.17	67.27	74.67	70.77
The most obvious	67.33	65.29	74.00	69.38
Random	68.93	66.54	76.20	71.04

(b) GQA

Attributes	Acc	Precision	Recall	F1
The largest	83.83	86.38	80.33	83.25
The smallest	84.00	88.64	78.00	82.98
The most top	81.67	84.67	77.33	80.84
The central	83.00	88.37	76.00	81.72
The most obvious	81.83	86.04	76.00	80.71
Random	84.03	87.80	79.07	83.19

(c) MMRel

Attributes	Acc	Precision	Recall	F1
The largest	74.61	73.61	78.78	75.89
The smallest	74.44	74.76	77.22	75.58
The most top	73.11	72.71	76.00	74.12
The central	75.72	75.77	77.78	76.42
The most obvious	74.72	74.84	78.00	75.72
Random	75.62	74.95	79.16	76.71

(d) Average

Table 11: Full results of the comparison of different reference object selection strategies in transitivity constraints. This is the extended data of Table 2.

Attributes	Acc	Precision	Recall	F1
The largest	77.00	71.66	89.33	79.53
The smallest	75.83	69.82	91.00	79.02
The most top	76.17	70.18	91.00	79.25
The central	78.17	72.06	92.00	80.82
The most obvious	77.67	71.61	91.67	80.41
Random	76.67	70.77	90.87	79.57

(a) ARO

Attributes	Acc	Precision	Recall	F1
The largest	70.50	65.04	88.67	75.04
The smallest	69.67	64.39	88.00	74.37
The most top	68.83	63.95	86.33	73.48
The central	68.83	63.81	87.00	73.62
The most obvious	69.67	64.82	86.00	73.93
Random	70.77	65.43	88.07	75.08

(b) GQA

Attributes	Acc	Precision	Recall	F1
The largest	91.67	89.56	94.33	91.88
The smallest	91.17	88.96	94.00	91.41
The most top	92.33	89.44	96.00	92.60
The central	90.67	88.61	93.33	90.91
The most obvious	92.33	90.71	94.33	92.48
Random	92.70	90.37	95.60	92.91

(c) MMRel

Attributes	Acc	Precision	Recall	F1
The largest	79.72	75.42	90.78	82.15
The smallest	78.89	74.39	91.00	81.60
The most top	79.11	74.52	91.11	81.78
The central	79.22	74.16	90.78	81.78
The most obvious	79.89	75.05	90.67	82.27
Random	80.05	75.52	91.51	82.52

(d) Average

Table 12: Full results of the comparison of different reference object selection strategies in combined constraints. This is the extended data of Table 3.



Q:

Instructions

1. Repeat the question and then extract the objects mentioned in the question. Label the first object that appears as "Object A" and the second as "Object B".
2. Describe the relative position between Object B and A and between Object A and B.
3. Reference to the relationship between Object B and A and between Object A and B, and then think step by step to use 'yes' or 'no' to answer the question.

Please output in the following format

Question:

Object A:

Object B:

Horizontal relation between Object B and A: B is <relation> A

Vertical relation between Object B and A: B is <relation> A

Depth relation between Object B and A: B is <relation> A

Horizontal relation between Object A and B: A is <relation> B

Vertical relation between Object A and B: A is <relation> B

Depth relation between Object A and B: A is <relation> B

Thinking process:

Answer:

Question

Is there a building to the right of the horses in the image?

A:

Question: Is there a building to the right of the horses in the image?

Object A: horses

Object B: building

Horizontal relation between Object B and A: B is to the right of A

Vertical relation between Object B and A: B is behind A

Depth relation between Object B and A: B is behind A

Horizontal relation between Object A and B: A is to the left of B

Vertical relation between Object A and B: A is in front of B

Depth relation between Object A and B: A is in front of B

Thinking process: The building is positioned to the right and behind the horses in the image.

Answer: Yes

Figure 6: Failed case 1.



Q:

Instructions

1. Repeat the question and then extract the objects mentioned in the question. Label the first object that appears as "Object A" and the second as "Object B". Select an object different from Object A or Object B in the image as "Object C"
2. Describe the relative position between Object A and C and between Object B and C.
3. Reference to the relationship between Object A and C and between Object B and C, and then think step by step to use 'yes' or 'no' to answer the question.

Please output in the following format

Question:

Object A:

Object B:

Object C:

Horizontal relation between Object A and C: A is <relation> C

Vertical relation between Object A and C: A is <relation> C

Depth relation between Object A and C: A is <relation> C

Horizontal relation between Object B and C: B is <relation> C

Vertical relation between Object B and C: B is <relation> C

Depth relation between Object B and C: B is <relation> C

Thinking process:

Answer:

Question

Is there a cabinet to the left of the wall in the image?

A:

Question: Is there a cabinet to the left of the wall in the image?

Object A: cabinet

Object B: wall

Object C: refrigerator

Horizontal relation between Object A and C: A is to the left of C

Vertical relation between Object A and C: A is above C

Depth relation between Object A and C: A is in front of C

Horizontal relation between Object B and C: B is to the left of C

Vertical relation between Object B and C: B is above C

Depth relation between Object B and C: B is in front of C

Thinking process: The cabinet (Object A) is to the left of the refrigerator (Object C), and the wall (Object B) is also to the left of the refrigerator (Object C). Since both the cabinet and the wall are to the left of the refrigerator, it can be concluded that the cabinet is to the left of the wall.

Answer: Yes

Figure 7: Failed case 2.



Q:

Instructions

1. Repeat the question and then extract the objects mentioned in the question. Label the first object that appears as "Object A" and the second as "Object B".
2. Describe the relative position between Object B and A and between Object A and B.
3. Reference to the relationship between Object B and A and between Object A and B, and then think step by step to use 'yes' or 'no' to answer the question.

Please output in the following format

Question:

Object A:

Object B:

Horizontal relation between Object B and A: B is <relation> A

Vertical relation between Object B and A: B is <relation> A

Depth relation between Object B and A: B is <relation> A

Horizontal relation between Object A and B: A is <relation> B

Vertical relation between Object A and B: A is <relation> B

Depth relation between Object A and B: A is <relation> B

Thinking process:

Answer:

Question

Is there a can left the carrot in the image?

A:

Question: Is there a can left the carrot in the image?

Object A: can

Object B: carrot

Horizontal relation between Object B and A: B is right of A

Vertical relation between Object B and A: B is at the same level as A

Depth relation between Object B and A: B is in front of A

Horizontal relation between Object A and B: A is left of B

Vertical relation between Object A and B: A is at the same level as B

Depth relation between Object A and B: A is behind B

Thinking process: The carrot is to the right of the can, at the same level, and in front of it. Therefore, the can is to the left of the carrot, at the same level, and behind it.

Answer: Yes

Figure 8: Example output of the bidirectional constraint.



Q:

Instructions

1. Repeat the question and then extract the objects mentioned in the question. Label the first object that appears as "Object A" and the second as "Object B". Select an object different from Object A or Object B in the image as "Object C"
2. Describe the relative position between Object A and C and between Object B and C.
3. Reference to the relationship between Object A and C and between Object B and C, and then think step by step to use 'yes' or 'no' to answer the question.

Please output in the following format

Question:

Object A:

Object B:

Object C:

Horizontal relation between Object A and C: A is <relation> C

Vertical relation between Object A and C: A is <relation> C

Depth relation between Object A and C: A is <relation> C

Horizontal relation between Object B and C: B is <relation> C

Vertical relation between Object B and C: B is <relation> C

Depth relation between Object B and C: B is <relation> C

Thinking process:

Answer:

Question

Is there a window to the right of the tree in the image?

A:

Question: Is there a window to the right of the tree in the image?

Object A: window

Object B: tree

Object C: bicycle

Horizontal relation between Object A and C: A is left of C

Vertical relation between Object A and C: A is above C

Depth relation between Object A and C: A is behind C

Horizontal relation between Object B and C: B is right of C

Vertical relation between Object B and C: B is above C

Depth relation between Object B and C: B is behind C

Thinking process: The window (Object A) is to the left of the bicycle (Object C), and the tree (Object B) is to the right of the bicycle (Object C). Therefore, the window is to the left of the tree.

Answer: No

Figure 9: Example output of the transitivity constraint.

```

## Instructions ##
1. Repeat the question and then extract the objects mentioned in the question. Label the first object that appears as "Object A" and the second as "Object B".
2. Describe the relative position between Object B and A and between Object A and B.
3. Reference to the relationship between Object B and A and between Object A and B, and then think step by step to use "yes" or "no" to answer the question.
## Please output in the following format ##
Question:
Object A:
Object B:
Horizontal relation between Object B and A: B is <relation> A
Vertical relation between Object B and A: B is <relation> A
Depth relation between Object B and A: B is <relation> A
Horizontal relation between Object A and B: A is <relation> B
Vertical relation between Object A and B: A is <relation> B
Depth relation between Object A and B: A is <relation> B
Thinking process:
Answer:
## Question ##
{question}

```

Figure 10: Template prompt utilizing the bidirectional constraint. Prompting techniques are highlighted in blue. Terms related to the $BA + AB$ order are marked in red.

```

## Instructions ##
1. Repeat the question and then extract the objects mentioned in the question. Label the first object that appears as "Object A" and the second as "Object B". Select an object different from Object A or Object B in the image as "Object C".
2. Describe the relative position between Object A and C and between Object B and C.
3. Reference to the relationship between Object A and C and between Object B and C, and then think step by step to use "yes" or "no" to answer the question.
## Please output in the following format ##
Question:
Object A:
Object B:
Object C:
Horizontal relation between Object A and C: A is <relation> C
Vertical relation between Object A and C: A is <relation> C
Depth relation between Object A and C: A is <relation> C
Horizontal relation between Object B and C: B is <relation> C
Vertical relation between Object B and C: B is <relation> C
Depth relation between Object B and C: B is <relation> C
Thinking process:
Answer:
## Question ##
{question}

```

Figure 11: Template prompt utilizing the transitivity constraint. Prompting techniques are highlighted in blue, and terms relevant to the reference relations ($AC + BC$ order) are highlighted in red.

Instructions

1. Repeat the question and then extract the objects mentioned in the question. Label the first object that appears as "Object A" and the second as "Object B". Select an object different from Object A or Object B in the image as "Object C"
2. Describe the relative position **between Object A and C and between Object B and C.**
3. Reference to the result of step 2 and image, describe the relative position **between Object B and A and between Object A and B.**
4. Reference to the relationship between Object B and A and between Object A and B, and then **think step by step** to use "yes" or "no" to answer the question.

Please output in the following format

Question:
Object A:
Object B:
Object C:

Horizontal relation between Object A and C: A is <relation> C
Vertical relation between Object A and C: A is <relation> C
Depth relation between Object A and C: A is <relation> C
Horizontal relation between Object B and C: B is <relation> C
Vertical relation between Object B and C: B is <relation> C
Depth relation between Object B and C: B is <relation> C
Horizontal relation between Object B and A: B is <relation> A
Vertical relation between Object B and A: B is <relation> A
Depth relation between Object B and A: B is <relation> A
Horizontal relation between Object A and B: A is <relation> B
Vertical relation between Object A and B: A is <relation> B
Depth relation between Object A and B: A is <relation> B

Thinking process:
Answer:

Question
{question}

Figure 12: Template prompt utilizing the combined constraint. Prompting techniques are highlighted in blue, terms relevant to the transitivity constraint are highlighted in red, and terms relevant to the bidirectional constraint are highlighted in orange.

Use 'yes' or 'no' to answer the question: {question}

Figure 13: Template prompt of Vanilla Baseline.

```

## Instructions ##
1. Repeat the question and then extract the objects mentioned in
the question. Label the first object that appears as "Object A" and
the second as "Object B".
2. Think step by step to use 'yes' or 'no' to answer the question.
## Please output in the following format ##
Question:
Object A:
Object B:
Thinking process:
Answer:
## Question ##
{question}

```

Figure 14: Template prompt of CoT+Structure Baseline.

```

## Instructions ##
1. Repeat the question and then extract the objects mentioned in
the question. Label the first object that appears as "Object A" and
the second as "Object B". Select {attribute} object different from
Object A or Object B in the image as "Object C"
2. Describe the relative position between Object A and C and
between Object B and C.
3. Reference to the relationship between Object A and C and
between Object B and C, and then think step by step to use 'yes'
or 'no' to answer the question.
## Please output in the following format ##
Question:
Object A:
Object B:
Object C:
Horizontal relation between Object A and C: A is <relation> C
Vertical relation between Object A and C: A is <relation> C
Depth relation between Object A and C: A is <relation> C
Horizontal relation between Object B and C: B is <relation> C
Vertical relation between Object B and C: B is <relation> C
Depth relation between Object B and C: B is <relation> C
Thinking process:
Answer:
## Question ##
{question}

```

Figure 15: Template prompt used in the reference selection analysis of transitivity constraints. We replace {attribute} with the candidate attributes, such as "the largest" and "the most top."

Instructions

1. Repeat the question and then extract the objects mentioned in the question. Label the first object that appears as "Object A" and the second as "Object B". Select {attribute} object different from Object A or Object B in the image as "Object C"
2. Describe the relative position between Object A and C and between Object B and C.
3. Reference to the result of step 2 and image, describe the relative position between Object B and A and between Object A and B.
4. Reference to the relationship between Object B and A and between Object A and B, and then think step by step to use 'yes' or 'no' to answer the question.

Please output in the following format

Question:
Object A:
Object B:
Object C:

Horizontal relation between Object A and C: A is <relation> C
Vertical relation between Object A and C: A is <relation> C
Depth relation between Object A and C: A is <relation> C
Horizontal relation between Object B and C: B is <relation> C
Vertical relation between Object B and C: B is <relation> C
Depth relation between Object B and C: B is <relation> C
Horizontal relation between Object B and A: B is <relation> A
Vertical relation between Object B and A: B is <relation> A
Depth relation between Object B and A: B is <relation> A
Horizontal relation between Object A and B: A is <relation> B
Vertical relation between Object A and B: A is <relation> B
Depth relation between Object A and B: A is <relation> B

Thinking process:
Answer:

Question
{question}

Figure 16: Template prompt used in the reference selection analysis of combined constraints.