

VideoRoPE: What Makes for Good Video Rotary Position Embedding?

Xilin Wei^{*1,2} Xiaoran liu^{*1,2,3} Yuhang Zang² Xiaoyi Dong² Pan Zhang² Yuhang Cao² Jian Tong²
Haodong Duan² Qipeng Guo^{2,3} Jiaqi Wang^{2,3} Xipeng Qiu^{1,2,3} Dahua Lin²

Abstract

While Rotary Position Embedding (RoPE) and its variants are widely adopted for their long-context capabilities, the extension of the 1D RoPE to video, with its complex spatio-temporal structure, remains an open challenge. This work first introduces a comprehensive analysis that identifies four key characteristics essential for the effective adaptation of RoPE to video, which have not been fully considered in prior work. As part of our analysis, we introduce a challenging V-NIAH-D (Visual Needle-In-A-Haystack with Distractors) task, which adds periodic distractors into V-NIAH. The V-NIAH-D task demonstrates that previous RoPE variants, lacking appropriate temporal dimension allocation, are easily misled by distractors. Based on our analysis, we introduce **VideoRoPE**, with a *3D structure* designed to preserve spatio-temporal relationships. VideoRoPE features *low-frequency temporal allocation* to mitigate periodic oscillations, a *diagonal layout* to maintain spatial symmetry, and *adjustable temporal spacing* to decouple temporal and spatial indexing. VideoRoPE consistently surpasses previous RoPE variants, across diverse downstream tasks such as long video retrieval, video understanding, and video hallucination. Our code will be available at <https://github.com/Wiseln570/VideoRoPE>.

1. Introduction

Rotary Position Embedding (RoPE) (Su et al., 2024) helps Transformer models understand word order by assigning each token a unique positional ‘marker’ calculated using a mathematical rotation matrix. RoPE has advantages in long-context understanding (Ding et al., 2024b), and continues to be a default choice in leading Large Language Models (LLMs) like the LLaMA (Touvron et al., 2023a;b; Dubey

^{*}Equal contribution ¹Fudan University, Shanghai, China ²Shanghai AI Laboratory, Shanghai, China ³Shanghai Innovation Institute, Shanghai, China.

	2D/3D Structure	Frequency Allocation	Spatial Symmetry	Temporal Index Scaling
Vanilla RoPE (Su et al., 2024)	✗	✗	✗	✗
TAD-RoPE (Gao et al., 2024)	✗	✗	✗	✓
RoPE-Tie (Su, 2024a)	✓	✗	✓	✗
M-RoPE (Wang et al., 2024b)	✓	✗	✗	✗
VideoRoPE (Ours)	✓	✓	✓	✓

Table 1. Comparison between different RoPE variants for Video Large Language Models (Video LLMs).

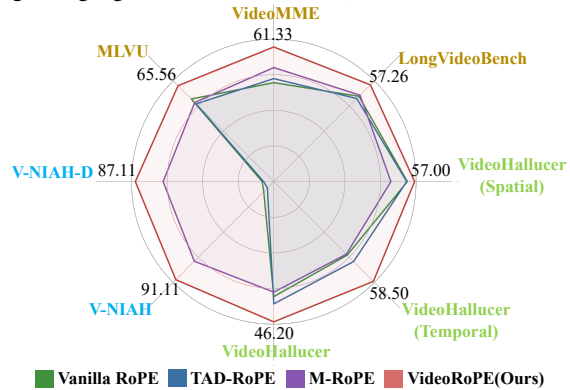


Figure 1. VideoRoPE outperforms RoPE variants on benchmarks.

et al., 2024) and QWen (Yang et al., 2024a;b) series.

The original RoPE implementation (Vanilla RoPE) (Su et al., 2024) is designed for sequential 1D data like text. However, recent Video Large Language Models (Video LLMs) (Li et al., 2023; Lin et al., 2023a; Chen et al., 2024a; Maaz et al., 2024b; Zhang et al., 2024d; Wang et al., 2024d; Chen et al., 2024b; Zhang et al., 2024b) process video, which has a more complex spatio and temporal structure. As shown in Tab. 1, although several RoPE-based approaches (Gao et al., 2024; Wang et al., 2024b) have been proposed to support video inputs, these variants exhibit limitations and do not fully satisfy the following key characteristics:

(1) 2D/3D Structure. Some existing Video LLMs directly flatten the video frame into 1D embeddings and apply the 1D structure RoPE (Su et al., 2024; Gao et al., 2024). These solutions fail to capture video data’s inherent 2D or 3D (temporal (t), horizontal (x), and vertical (y)) structure, thus hindering explicit spatial and temporal representation.

(2) Frequency Allocation. Previous approaches such as M-RoPE used in QWen2-VL (Wang et al., 2024b) employ 3D structure, dividing the feature dimensions into distinct




Figure 2. **Left:** To demonstrate the importance of frequential allocation, based on VIAH (a) we present a more challenging V-NIAH-D task (b) that similar images are inserted as distractors. **Right:** Compared to M-RoPE, our VideoRoPE is more robust in retrieval and is less affected by distractors.

subsets for (t, x, y) encoding, respectively. How to determine the optimal allocation of these dimension subsets, and consequently their associated frequencies¹ are not well studied. Some previous work allocates the lower dimensions corresponding to the high frequency to represent the t . However, the temporal dimension t is significantly tortured by periodic oscillation, and distant positions may have the same embeddings.

We present a simple setting to verify this point. Based on the previous long-video retrieval task V-NIAH (Visual Needle-In-A-Haystack) (Zhang et al., 2024d), we insert several similar images that do not affect the question’s answer before and after the needle image as distractor (Hsieh et al., 2024; Yuan et al., 2024), forming a new task, V-NIAH-D (Visual Needle-In-A-Haystack with Distractors). As shown in Fig. 2, we find that previous M-RoPE is misled by distractors, showing a significant performance decline from V-NIAH to V-NIAH-D. Our observation demonstrates that the periodic oscillation reduces Video LLMs’ robustness.

(3) Spatial Symmetry. The distance between the end of the precedent textual input and the start of visual input equals the distance between the end of visual input and the start of subsequent textual input (Su, 2024b). Such a symmetry ensures that the visual input receives equal contextual influence from both the preceding and subsequent textual information.

(4) Temporal Index Scaling. Spatial and temporal dimensions often exhibit different granularities (e.g., a unit change in x/y differs from a unit change in t) (Gao et al., 2024).

¹In RoPE, frequencies are determined by $\beta^{-2n/d}$, where β is a constant, n is the dimension index, d is the total number of dimensions. Thus, choosing which dimensions represent $t, x,$ and y directly determines the frequencies used for each.

Employing varying index intervals in positional encoding allows for dimension-specific encoding, capturing diverse scales and enhancing efficiency.

Driven by our analysis, we present a new video position embedding strategy, **VideoRoPE**, which can simultaneously satisfy the four properties in Tab. 1. Specifically, we use a 3D structure to model spatiotemporal information, allocating higher dimensions (lower frequencies), to the temporal axis (**Low-frequency Temporal Allocation, LTA**) to prioritize temporal modeling. The right panel of Fig. 2 demonstrates that our LTA allocation mitigates oscillations and exhibits robustness to distractors in the V-NIAH-D task. We further employ a **Diagonal Layout (DL)** design to ensure spatial symmetry and preserve the relative positioning between visual and text tokens. Regarding temporal index scaling, we propose **Adjustable Temporal Spacing (ATS)**, where a hyper-parameter controls the relative temporal spacing of adjacent visual tokens. In summary, our proposed position encoding scheme demonstrates favorable characteristics for modeling video data, yielding a robust and effective representation of positional information.

Overall, the contributions of this work are summarized as:

(1) We present an analysis of four key properties essential for RoPE when applied to video. Motivated by this analysis, we propose VideoRoPE including Low-frequency Temporal Allocation (LTA), Diagonal Layout (DL), and Adjustable Temporal Spacing (ATS) to satisfy all four properties.

(2) We introduce the challenging V-NIAH-D task to expose the drawbacks of current position embedding designs regarding frequency allocation. Our findings reveal that existing Video LLMs are easily misled to frequency-based distractors.

(3) Extensive experiments demonstrate that VideoRoPE consistently achieves superior performance compared to other RoPE variants. For example, VideoRoPE outperforms previous M-RoPE on long video retrieval (+12.4 on V-NIAH, +12.4 on V-NIAH-D), video understanding (+2.9 on LongVideoBench, +4.5 on MLVU, +1.7 on Video-MME) and hallucination (+11.9 on VideoHalluciner) benchmarks.

2. Related Work

RoPE (Rotary Position Embedding). RoPE (Su et al., 2024) is a pivotal mechanism for encoding positional information in LLM long-context modeling. Using a rotation matrix, RoPE unifies the advantages of both absolute and relative positional embedding schemes. In RoPE design, different feature dimensions are embedded with position information based on Trigonometric functions sin and cos with different frequencies (Peng et al., 2023; Liu et al., 2023b). Lower dimensions correspond to higher frequency given larger values of base frequency. The simplicity and effectiveness of RoPE have led to its widespread adoption in leading LLMs (Touvron et al., 2023a; Yang et al., 2024a; Team et al., 2024; Cai et al., 2024; Sun et al., 2024).

Extending RoPE to Multi-Modal Data. Extending RoPE to multi-modal or Video LLMs typically follows two approaches. One approach directly applies standard RoPE, flattening visual tokens and treating text and visual tokens as a single 1D sequence. Although variants (e.g., TAD-RoPE (Gao et al., 2024)) introduce enhancements in indexing and attention mechanisms, these 1D RoPE variants overlook the spatiotemporal structure of video and inherent inter-modal differences (Su, 2024a;b; Wang et al., 2024b). In contrast, several studies have explored incorporating structural information to formulate the 2D/3D RoPE. For example, some previous works (Agrawal et al., 2024; Wang et al., 2024b) integrate RoPE-2D into visual encoders to improve spatial representation, particularly for resolution scaling. Based on the RoPE-Tie (Su, 2024a), M-RoPE (Wang et al., 2024b) used in QWen2-VL further generalizes RoPE to three dimensions to model both temporal and spatial dynamics. While effective, M-RoPE exhibits limitations, such as struggles with distractors in our V-NIAH-D task. This work presents a comprehensive analysis of the important characteristics essential for extending RoPE to video and proposes VideoRoPE according to our analysis.

3. Analysis

3D Structure. The vanilla RoPE defines a matrix \mathbf{A}_{t_1, t_2} that represents the relative positional encoding between two positions t_1 and t_2 in a 1D sequence:

$$\mathbf{A}_{t_1, t_2} = (\mathbf{q}_{t_1} \mathbf{R}_{t_1}) (\mathbf{k}_{t_2} \mathbf{R}_{t_2})^\top = \mathbf{q}_{t_1} \mathbf{R}_{\Delta t} \mathbf{k}_{t_2}^\top, \quad (1)$$

where $\Delta t = t_1 - t_2$, the symbols \mathbf{q}_{t_1} and \mathbf{k}_{t_2} are the query and key vectors at positions t_1 and t_2 . The *relative rotation matrix* $\mathbf{R}_{\Delta t}$ is defined as $\mathbf{R}_{\Delta t} = \exp(\Delta t i \theta_n)$, while i is the imaginary unit, $\theta_n = \beta^{-2n/d}$ is the frequency of rotation applied to a specific n -th pair of d dimensions ($n = 0, \dots, d/2 - 1$), and β is the frequency base parameter. The vanilla RoPE uses $d = 128$, thus $n = 0, \dots, 63$. Consequently, the \mathbf{A}_{t_1, t_2} in Eq. (1) can be extended as:

$$\begin{pmatrix} \mathbf{q}^{(0)} \\ \mathbf{q}^{(1)} \\ \vdots \\ \mathbf{q}^{(126)} \\ \mathbf{q}^{(127)} \end{pmatrix}^\top \begin{pmatrix} \cos \theta_0 \Delta t & -\sin \theta_0 \Delta t & \cdots & 0 & 0 \\ \sin \theta_0 \Delta t & \cos \theta_0 \Delta t & \cdots & 0 & 0 \\ \vdots & \vdots & \ddots & \vdots & \vdots \\ 0 & 0 & \cdots & \cos \theta_{63} \Delta t & \sin \theta_{63} \Delta t \\ 0 & 0 & \cdots & \sin \theta_{63} \Delta t & \cos \theta_{63} \Delta t \end{pmatrix} \begin{pmatrix} \mathbf{k}^{(0)} \\ \mathbf{k}^{(1)} \\ \vdots \\ \mathbf{k}^{(126)} \\ \mathbf{k}^{(127)} \end{pmatrix} \quad (2)$$

While the vanilla RoPE operates on 1D sequences, it can also be applied to higher-dimensional input by flattening the input into a 1-D sequence. However, the flattening process discards crucial neighborhood information, increases the sequence length, and hinders the capture of long-range dependencies. Therefore, preserving the inherent 3D structure is essential when adapting RoPE for video data. Some recent RoPE-variants (e.g., M-RoPE in Qwen2-VL (Wang et al., 2024b)) incorporate the 3D structure. The corresponding relative matrix $\mathbf{A}_{(t_1, x_1, y_1), (t_2, x_2, y_2)}$ is computed as:

$$\mathbf{A}_{(t_1, x_1, y_1), (t_2, x_2, y_2)} = \mathbf{q}_{(t_1, x_1, y_1)} \mathbf{R}_{\Delta t, \Delta x, \Delta y} \mathbf{k}_{(t_2, x_2, y_2)}^\top, \quad (3)$$

where $\Delta t = t_1 - t_2$, $\Delta x = x_1 - x_2$, and $\Delta y = y_1 - y_2$. M-RoPE divides the $d = 128$ feature dimensions into 3 groups: the first 32 for temporal positions (t), the middle 48 for horizontal positions (x), and the last 48 for vertical positions (y). As shown in Eq (4), $\mathbf{A}_{(t_1, x_1, y_1), (t_2, x_2, y_2)}$ in M-RoPE is extended as:

$$\begin{aligned} & \begin{pmatrix} \mathbf{q}^{(0)} \\ \mathbf{q}^{(1)} \\ \mathbf{q}^{(2)} \\ \mathbf{q}^{(3)} \\ \vdots \\ \mathbf{q}^{(30)} \\ \mathbf{q}^{(31)} \end{pmatrix}^\top \underbrace{\begin{pmatrix} \cos \theta_0 \Delta t & -\sin \theta_0 \Delta t & 0 & 0 & \cdots & 0 & 0 \\ \sin \theta_0 \Delta t & \cos \theta_0 \Delta t & 0 & 0 & \cdots & 0 & 0 \\ 0 & 0 & \cos \theta_1 \Delta t & -\sin \theta_1 \Delta t & \cdots & 0 & 0 \\ 0 & 0 & \sin \theta_1 \Delta t & \cos \theta_1 \Delta t & \cdots & 0 & 0 \\ \vdots & \vdots & \vdots & \vdots & \ddots & \vdots & \vdots \\ 0 & 0 & 0 & 0 & \cdots & \cos \theta_{15} \Delta t & -\sin \theta_{15} \Delta t \\ 0 & 0 & 0 & 0 & \cdots & \sin \theta_{15} \Delta t & \cos \theta_{15} \Delta t \end{pmatrix}}_{\text{modeling temporal dependency with higher frequency}} \begin{pmatrix} \mathbf{k}^{(0)} \\ \mathbf{k}^{(1)} \\ \mathbf{k}^{(2)} \\ \mathbf{k}^{(3)} \\ \vdots \\ \mathbf{k}^{(30)} \\ \mathbf{k}^{(31)} \end{pmatrix} \\ & + \begin{pmatrix} \mathbf{q}^{(32)} \\ \mathbf{q}^{(33)} \\ \mathbf{q}^{(34)} \\ \mathbf{q}^{(35)} \\ \vdots \\ \mathbf{q}^{(78)} \\ \mathbf{q}^{(79)} \end{pmatrix}^\top \underbrace{\begin{pmatrix} \cos \theta_{16} \Delta x & -\sin \theta_{16} \Delta x & 0 & 0 & \cdots & 0 & 0 \\ \sin \theta_{16} \Delta x & \cos \theta_{16} \Delta x & 0 & 0 & \cdots & 0 & 0 \\ 0 & 0 & \cos \theta_{17} \Delta x & -\sin \theta_{17} \Delta x & \cdots & 0 & 0 \\ 0 & 0 & \sin \theta_{17} \Delta x & \cos \theta_{17} \Delta x & \cdots & 0 & 0 \\ \vdots & \vdots & \vdots & \vdots & \ddots & \vdots & \vdots \\ 0 & 0 & 0 & 0 & \cdots & \cos \theta_{39} \Delta x & -\sin \theta_{39} \Delta x \\ 0 & 0 & 0 & 0 & \cdots & \sin \theta_{39} \Delta x & \cos \theta_{39} \Delta x \end{pmatrix}}_{\text{modeling horizontal dependency with intermediate frequency}} \begin{pmatrix} \mathbf{k}^{(32)} \\ \mathbf{k}^{(33)} \\ \mathbf{k}^{(34)} \\ \mathbf{k}^{(35)} \\ \vdots \\ \mathbf{k}^{(78)} \\ \mathbf{k}^{(79)} \end{pmatrix} \\ & + \begin{pmatrix} \mathbf{q}^{(80)} \\ \mathbf{q}^{(81)} \\ \mathbf{q}^{(82)} \\ \mathbf{q}^{(83)} \\ \vdots \\ \mathbf{q}^{(126)} \\ \mathbf{q}^{(127)} \end{pmatrix}^\top \underbrace{\begin{pmatrix} \cos \theta_{40} \Delta y & -\sin \theta_{40} \Delta y & 0 & 0 & \cdots & 0 & 0 \\ \sin \theta_{40} \Delta y & \cos \theta_{40} \Delta y & 0 & 0 & \cdots & 0 & 0 \\ 0 & 0 & \cos \theta_{41} \Delta y & -\sin \theta_{41} \Delta y & \cdots & 0 & 0 \\ 0 & 0 & \sin \theta_{41} \Delta y & \cos \theta_{41} \Delta y & \cdots & 0 & 0 \\ \vdots & \vdots & \vdots & \vdots & \ddots & \vdots & \vdots \\ 0 & 0 & 0 & 0 & \cdots & \cos \theta_{63} \Delta y & -\sin \theta_{63} \Delta y \\ 0 & 0 & 0 & 0 & \cdots & \sin \theta_{63} \Delta y & \cos \theta_{63} \Delta y \end{pmatrix}}_{\text{modeling vertical dependency with lower frequency}} \begin{pmatrix} \mathbf{k}^{(80)} \\ \mathbf{k}^{(81)} \\ \mathbf{k}^{(82)} \\ \mathbf{k}^{(83)} \\ \vdots \\ \mathbf{k}^{(126)} \\ \mathbf{k}^{(127)} \end{pmatrix} \quad (4) \end{aligned}$$

Frequency Allocation. Incorporating 3D structure raises the question of how to allocate the temporal (t), horizontal (x), and vertical (y) components within the d dimensions. Note that different allocation strategies are not equivalent

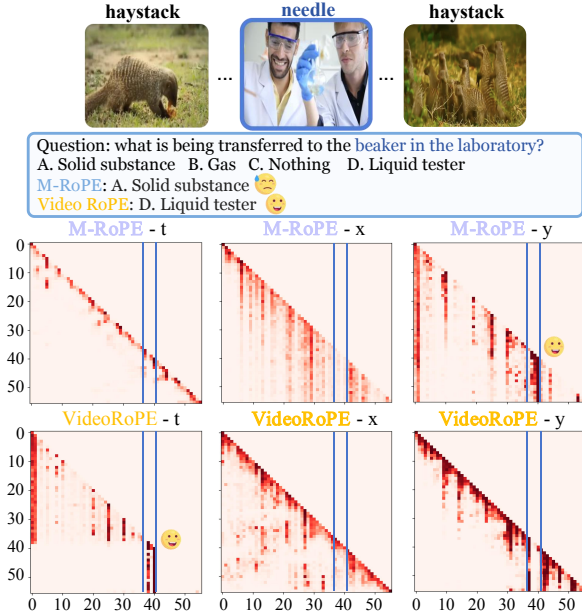


Figure 3. Attention-based frequential allocation analysis. **Middle:** M-RoPE’s temporal dimension (t) is limited to local information, resulting in a diagonal layout. **Bottom:** VideoRoPE effectively retrieves the needle using the temporal dimension. The x and y coordinates represent the video frame number, e.g., 50 for 50 frames. For more details see Appendix E.

in the rotation frequency $\theta_n = \beta^{-2n/d}$. As shown in Eq. (4), M-RoPE assigns higher frequencies (corresponding to lower dimensions) to the temporal dimension (t).

To highlight the importance of frequency allocation, we introduce a challenging retrieval task **Visual Needle-In-A-Haystack-Distractor (V-NIAH-D)**. V-NIAH-D builds upon V-NIAH (Zhang et al., 2024d), a benchmark designed to evaluate visual long-context understanding. However, the straightforward retrieval-based task has been shown to provide only a superficial form of long-context understanding (Hsieh et al., 2024; Yuan et al., 2024). Therefore, We enhance V-NIAH by incorporating semantically similar distractors, obtained using Google Image Search (Google, 2025) or Flux (Labs, 2023), to mitigate the possibility of correct answers through random chance. These distractors are designed to be unambiguous to the question in Fig. 2.

As shown in Fig. 2, M-RoPE exhibits a clear performance drop from V-NIAH to V-NIAH-D. To investigate this decline, we follow previous works (Xiao et al., 2023; Liu et al., 2023b; Barbero et al., 2024) to visualize the attention scores in Fig. 3. We decompose the attention scores into their corresponding temporal (t), horizontal (x), and vertical (y) components for visualization.

Fig. 3 reveals unusual attention patterns in M-RoPE, despite its ability to locate the needle image but fails to answer the multi-choice question. According to the attention of

M-RoPE, the needle is located primarily through vertical positional information, rather than temporal features. Thus, the temporal dimension fails to capture long-range semantic dependencies, focusing instead on local relationships. Conversely, the spatial dimensions exhibit a tendency to capture long-range rather than local semantic information. Lastly, the horizontal and vertical dimensions display distinct characteristics, with the vertical dimension exhibiting phenomena reminiscent of attention sinks (Xiao et al., 2023). These observations suggest that the performance decline primarily results from the sub-optimal frequency allocation designs of M-RoPE.

Spatial Symmetry. Given the text tokens T and the visual tokens T_v , spatial symmetry (Su, 2024b) claims that the distance between the end of the preceding textual input (T_{pre}) and the beginning of the visual input (T_v^{start}) is equal to the distance between the end of the visual input (T_v^{end}) and the beginning of the subsequent textual input (T_{sub}):

$$T_v^{\text{start}} - T_{\text{pre}} = T_{\text{sub}} - T_v^{\text{end}}. \quad (5)$$

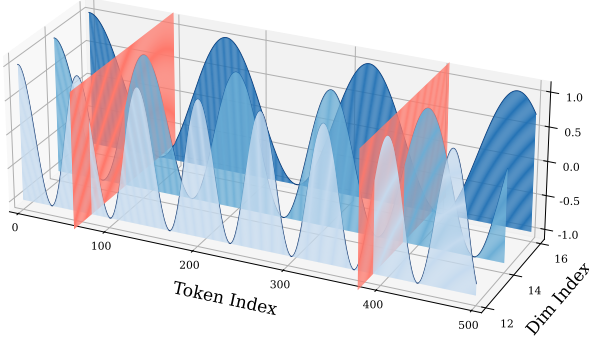
The spatial symmetrical structure can potentially simplify the learning process and reduce bias toward input order. However, existing 3D RoPE variants such as M-RoPE do not meet the spatial symmetry, we will elaborate related discussion in Fig. 6.

Temporal Index Scaling. The frame index in video and the token index in text are inherently different (Su, 2024b; Li et al., 2024a). Recognizing this difference, methods like TAD-RoPE, a 1D RoPE adaptation for Video LLMs, introduce distinct step offsets for image and text token indices: γ for image tokens and $\gamma + 1$ for text tokens. Consequently, an ideal RoPE design for video data should permit scaling of the temporal index to meet the inherent difference between the frame index and the text index.

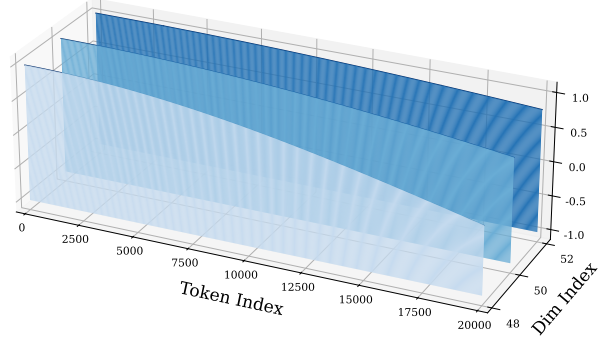
4. VideoRoPE

Based on some previous research and the above analysis, we claim that a good RoPE design for Video LLMs, especially for long videos, should satisfy four requirements. The first requirement has been solved by RoPE-Tie (Su, 2024a) and the subsequent M-RoPE (Wang et al., 2024b). To solve the last three requirements and mitigate the performance decline observed in V-NIAH-D, we propose our VideoRoPE, comprising the following three key components.

Low-frequency Temporal Allocation (LTA). As shown in Eq. (2), the vanilla RoPE (Su et al., 2024) uses all dimensions to model the 1D position information. And as indicated in Eq. (4), M-RoPE (Wang et al., 2024b) uses dimensions to model temporal, horizontal, and vertical dimensions sequentially. However, previous frequency allocation strategies are suboptimal because different RoPE dimensions capture dependencies at varying ranges. As shown in



(a) Temporal Frequency Allocation in M-RoPE



(b) Temporal Frequency Allocation in VideoRoPE (ours)

Figure 4. (a) M-RoPE (Wang et al., 2024b) models temporal dependencies using the *first* 16 rotary angles, which exhibit higher frequencies and more pronounced oscillations. (b) In contrast, VideoRoPE models temporal dependencies using the *last* 16 rotary angles, characterized by significantly wider, monotonic intervals. Our frequency allocation effectively mitigates the misleading influence of distractors in V-NIAH-D. For a more detailed analysis, please refer to Appendix F.

Fig. 3, an interesting observation is that the local attention branch (as reported in (Han et al., 2024)) corresponds to lower dimensions, while the global branch (or attention sink, as in (Xiao et al., 2023)) corresponds to higher dimensions. To sum up, lower dimensions (higher frequency, shorter monotonic intervals, larger θ_n) tend to capture relative distances and local semantics (Men et al., 2024; Barbero et al., 2024), while higher dimensions (lower frequency, wider monotonic intervals, smaller θ_n) capture longer-range dependencies (Barbero et al., 2024).

Based on our analysis, VideoRoPE uses higher dimensions for temporal features in longer contexts and lower dimensions for spatial features, which are limited by resolution and have a fixed range. To avoid the gap between horizontal and vertical positions, we interleave the dimensions responsible for these spatial features. The dimension distribution for VideoRoPE is shown in Eq. (6):

$$\begin{aligned}
 & \begin{pmatrix} q^{(96)} \\ q^{(97)} \\ q^{(98)} \\ q^{(99)} \\ \vdots \\ q^{(126)} \\ q^{(127)} \end{pmatrix}^T \begin{pmatrix} \cos \theta_{48} \Delta t & -\sin \theta_{48} \Delta t & 0 & 0 & \cdots & 0 & 0 \\ \sin \theta_{48} \Delta t & \cos \theta_{48} \Delta t & 0 & 0 & \cdots & 0 & 0 \\ 0 & 0 & \cos \theta_{49} \Delta t & -\sin \theta_{49} \Delta t & \cdots & 0 & 0 \\ 0 & 0 & \sin \theta_{49} \Delta t & \cos \theta_{49} \Delta t & \cdots & 0 & 0 \\ \vdots & \vdots & \vdots & \vdots & \ddots & \vdots & \vdots \\ 0 & 0 & 0 & 0 & \cdots & \cos \theta_{63} \Delta t & -\sin \theta_{63} \Delta t \\ 0 & 0 & 0 & 0 & \cdots & \sin \theta_{63} \Delta t & \cos \theta_{63} \Delta t \end{pmatrix} \begin{pmatrix} k^{(96)} \\ k^{(97)} \\ k^{(98)} \\ k^{(99)} \\ \vdots \\ k^{(126)} \\ k^{(127)} \end{pmatrix} \\
 & \text{modeling temporal dependency with lower frequency} \\
 & + \begin{pmatrix} q^{(0)} \\ q^{(1)} \\ q^{(4)} \\ q^{(5)} \\ \vdots \\ q^{(92)} \\ q^{(93)} \end{pmatrix}^T \begin{pmatrix} \cos \theta_0 \Delta x & -\sin \theta_0 \Delta x & 0 & 0 & \cdots & 0 & 0 \\ \sin \theta_0 \Delta x & \cos \theta_0 \Delta x & 0 & 0 & \cdots & 0 & 0 \\ 0 & 0 & \cos \theta_2 \Delta x & -\sin \theta_2 \Delta x & \cdots & 0 & 0 \\ 0 & 0 & \sin \theta_2 \Delta x & \cos \theta_2 \Delta x & \cdots & 0 & 0 \\ \vdots & \vdots & \vdots & \vdots & \ddots & \vdots & \vdots \\ 0 & 0 & 0 & 0 & \cdots & \cos \theta_{46} \Delta x & -\sin \theta_{46} \Delta x \\ 0 & 0 & 0 & 0 & \cdots & \sin \theta_{46} \Delta x & \cos \theta_{46} \Delta x \end{pmatrix} \begin{pmatrix} k^{(0)} \\ k^{(1)} \\ k^{(4)} \\ k^{(5)} \\ \vdots \\ k^{(92)} \\ k^{(93)} \end{pmatrix} \\
 & \text{modeling horizontal dependency with interleaved high frequency} \\
 & + \begin{pmatrix} q^{(2)} \\ q^{(3)} \\ q^{(6)} \\ q^{(7)} \\ \vdots \\ q^{(94)} \\ q^{(95)} \end{pmatrix}^T \begin{pmatrix} \cos \theta_1 \Delta y & -\sin \theta_1 \Delta y & 0 & 0 & \cdots & 0 & 0 \\ \sin \theta_1 \Delta y & \cos \theta_1 \Delta y & 0 & 0 & \cdots & 0 & 0 \\ 0 & 0 & \cos \theta_3 \Delta y & -\sin \theta_3 \Delta y & \cdots & 0 & 0 \\ 0 & 0 & \sin \theta_3 \Delta y & \cos \theta_3 \Delta y & \cdots & 0 & 0 \\ \vdots & \vdots & \vdots & \vdots & \ddots & \vdots & \vdots \\ 0 & 0 & 0 & 0 & \cdots & \cos \theta_{47} \Delta y & -\sin \theta_{47} \Delta y \\ 0 & 0 & 0 & 0 & \cdots & \sin \theta_{47} \Delta y & \cos \theta_{47} \Delta y \end{pmatrix} \begin{pmatrix} k^{(2)} \\ k^{(3)} \\ k^{(6)} \\ k^{(7)} \\ \vdots \\ k^{(94)} \\ k^{(95)} \end{pmatrix} \\
 & \text{modeling vertical dependency with interleaved high frequency}
 \end{aligned} \tag{6}$$

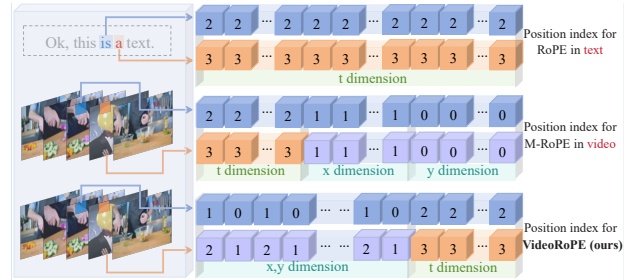


Figure 5. The position embeddings of adjacent text tokens for Vanilla RoPE (top row), the corresponding visual tokens in adjacent frames for M-RoPE (middle row) and our VideoRoPE (bottom row) with interleaved spatial and temporal last design.

The horizontal position x and vertical position y are interleaved to occupy the lower dimensions, followed by temporal t , which occupies the higher dimensions. We keep the same allocation number for x , y , and t as M-RoPE for a fair comparison, with values of 48, 48, and 32, respectively. The advantages of this distribution are evident in Fig. 4. For a RoPE-based LLM with a 128-dimensional head (64 rotary angles θ_n), we visualize the function of $\cos \theta_n t$ for 3 dimensions using parallel blue planes.

As shown in Fig. 4 (a), M-RoPE’s temporal position embeddings are significantly distorted by periodic oscillations (Men et al., 2024), leading to identical embeddings for distant positions. For instance, considering the last three rotary angles, the temporal embeddings are severely affected by these oscillations due to their short monotonic intervals (and even shorter intervals in lower dimensions). This periodicity creates “hash collisions” (red planes), where distant positions share near-identical embeddings, making the model susceptible to distractor influence. Fortunately, our VideoRoPE (Fig. 4 (b)) is free from oscillation and Hash collision in temporal modeling. The visualized relationship between the periodicity, monotonicity, and temporal modeling.

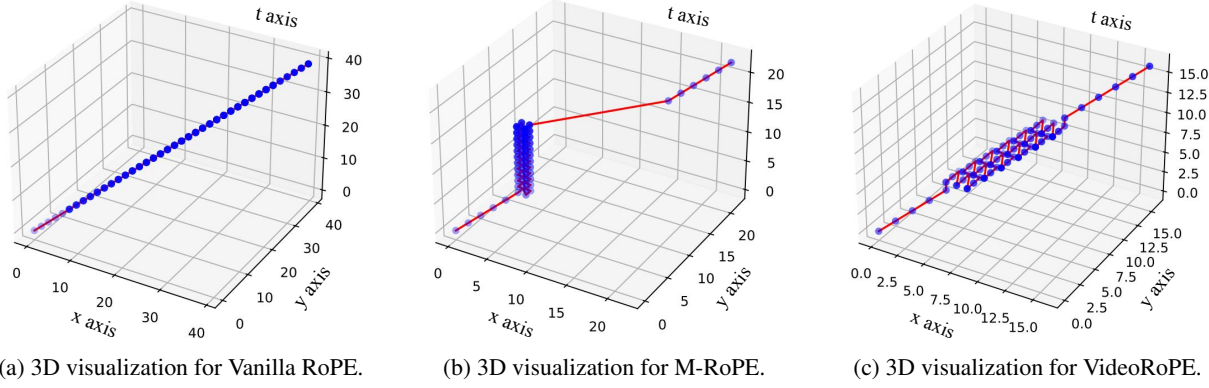


Figure 6. The 3D visualization for different position embedding. (a) The vanilla 1D RoPE (Su et al., 2024) does not incorporate spatial modeling. (b) M-RoPE (Wang et al., 2024b), while have the 3D structure, introduces a discrepancy in index growth for visual tokens across frames, with some indices remaining constant. (c) In contrast, our VideoRoPE achieves the desired balance, maintaining the consistent index growth pattern of vanilla RoPE while simultaneously incorporating spatial modeling.

Diagonal Layout. Fig. 6 provides a visual comparison of spatial symmetry in positional encodings. For vanilla RoPE (Fig. 6a), no spatial relation is considered and the index for every dimension increases directly. While M-RoPE (Fig. 6b), incorporates spatial information within each frame, it introduces two significant discontinuities between textual and visual tokens. This arises from M-RoPE’s placement strategy, if the first visual token is at $(0, 0)$, the last token in each frame will always be placed at $(W - 1, H - 1)$, creating a stack in the bottom-left corner. Furthermore, like vanilla RoPE, M-RoPE’s indices increase with input length across all dimensions.

To address these limitations, VideoRoPE arranges the entire input along the diagonal, see Fig. 6c. The central patch’s 3D position for each video frame is (t, t, t) , with other patches offset in all directions. Our **Diagonal Layout** has two advantages: (1) our design preserves the relative positions of visual tokens and ensures approximate equidistance from the image corners to the center, preventing text tokens from being overly close to any corner. (2) It maintains the indexing pattern of vanilla RoPE (Fig. 5), as the position index increment between corresponding spatial locations in adjacent frames mirrors that of adjacent textual tokens.

Adjustable Temporal Spacing. To scale the temporal index, we introduce a scaling factor δ to better align temporal information between visual and textual tokens.

Suppose the symbol τ denotes the token index, for the starting text ($0 \leq \tau < T_s$), the temporal, horizontal, and vertical indices are simply set to the raw token index τ . For the video input ($T_s \leq \tau < T_s + T_v$), The difference $\tau - T_s$ represents the index of the current frame relative to the start of the video, which is then scaled by δ to control the space in the temporal dimension. For the ending text ($T_s + T_v \leq \tau < T_s + T_v + T_e$), the temporal, horizontal, and vertical index are the same, creating a linear progression.

According to our adjustable temporal spacing design, for a multi-modal input that consists of a text with T_s tokens, a following video with T_v frame with $W \times H$ patches in each frame, and an ending text with T_e tokens, the position indices (t, x, y) of VideoRoPE for τ -th textual token or (τ, w, h) -th visual token are defined as Eq. (7):

$$(t, x, y) = \begin{cases} (\tau, \tau, \tau) & \text{if } 0 \leq \tau < T_s \\ \begin{pmatrix} T_s + \delta(\tau - T_s), \\ T_s + \delta(\tau - T_s) + w - \frac{W}{2}, \\ T_s + \delta(\tau - T_s) + h - \frac{H}{2} \end{pmatrix} & \text{if } T_s \leq \tau < T_s + T_v \\ \begin{pmatrix} T_s + \delta T_v + \tau, \\ T_s + \delta T_v + \tau, \\ T_s + \delta T_v + \tau \end{pmatrix} & \text{if } T_s + T_v \leq \tau < T_s + T_v + T_e \end{cases}, \quad (7)$$

where w and h represent the horizontal and vertical indices of the visual patch within the frame, respectively.

In summary, the parameter δ in our adjustable temporal spacing allows for a flexible and consistent way to encode the relative positions of text and video tokens.

5. Experiment

5.1. Experimental Setup

Training Data. We use a subset of LLaVA-Video-178k dataset (Zhang et al., 2024e) to train VideoRoPE. The LLaVA-Video-178k dataset covers 178k videos and around 5 million question-answers (QA) pairs from diverse sources such as HD-VILA (Xue et al., 2022), Kinetics (Kay et al., 2017), and ActivityNet (Fabian Caba Heilbron & Niebles, 2015). To balance training efficiency and long-video comprehension, we randomly select 136k videos with durations under 2 minutes and 18k videos with durations between 2 and 3 minutes. This process yielded our training set of approximately 1.3 million pairs.

Implementation Details. Using the aforementioned video

Table 2. Comparison of different RoPE methods on LongVideoBench, MLVU, and Video-MME. The benchmarks evaluate performance across three context lengths: 8k, 16k, 32k, and 64k, where **8k** represents context within the training range, and others represent context outside the training range. Our VideoRoPE outperforms other RoPE variants across all three benchmarks. The best results are marked in **bold**, and the second-best results are underlined. For more information on the evaluation, see Appendix B.

Method	LongVideoBench				MLVU				Video-MME			
	8k	16k	32k	64k	8k	16k	32k	64k	8k	16k	32k	64k
Vanilla RoPE (Su et al., 2024)	54.97	54.87	<u>54.56</u>	54.04	63.31	<u>65.79</u>	<u>65.93</u>	<u>62.02</u>	<u>60.67</u>	60.00	61.33	58.33
TAD-RoPE (Gao et al., 2024)	54.14	<u>55.08</u>	53.94	53.42	<u>63.67</u>	65.28	65.28	60.73	60.33	61.33	62.00	58.67
M-RoPE (Wang et al., 2024b)	53.42	52.80	53.11	<u>54.35</u>	60.41	60.68	61.56	61.10	<u>60.67</u>	59.67	61.00	<u>59.67</u>
VideoRoPE (Ours)	<u>54.46</u>	55.29	57.15	57.26	65.19	66.29	66.02	65.56	61.33	<u>61.00</u>	<u>61.67</u>	61.33

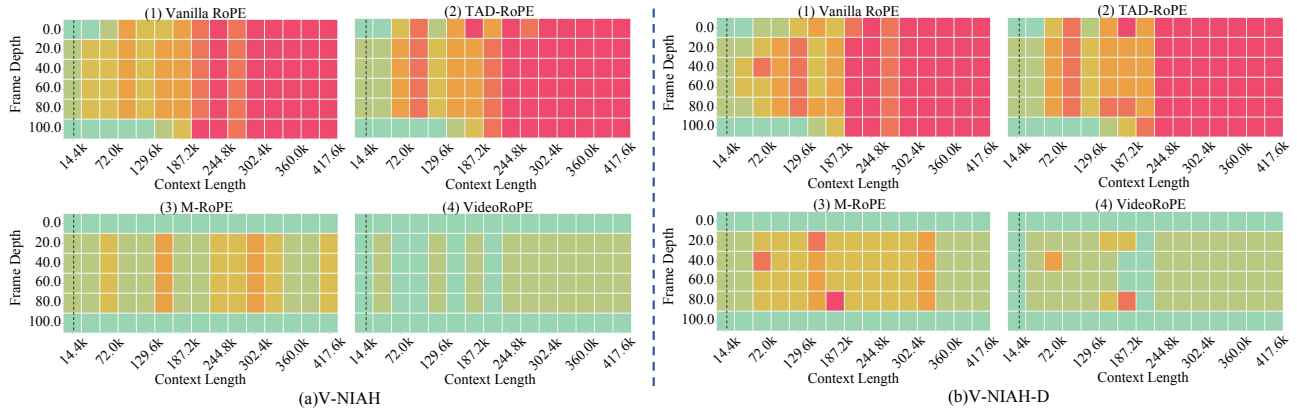


Figure 7. Visualization of the retrieval results for V-NIAH and V-NIAH-D. The color gradient from green to red represents the progression of needle retrieval performance, from perfect to zero.

training data, we fine-tune different modes that use different positional encoding strategies, such as the Vanilla RoPE (Su et al., 2024), Time-Aware Dual RoPE (TAD-RoPE) (Gao et al., 2024), M-RoPE (Wang et al., 2024b), and our VideoRoPE. All models are initialized with the Vision Transformer from Qwen2-VL-7B and LLM (Vanilla RoPE) from Qwen2-7B (Yang et al., 2024a). Our fine-tuning incorporates our VideoRoPE to process the spatiotemporal nature of the video data effectively. We adopt Qwen2-VL’s fine-tuning settings, processing each video at 2 fps with a maximum of 128 frames and dynamically adjusting the image resolution to maintain a consistent token count. However, to prevent memory overflow, we use a context window of 8192 tokens.

Our fine-tuning process employs a batch size of 128, a cosine scheduler with a learning rate of $1e-5$, a warm-up ratio of $1e-2$, and 704 Nvidia-A100 GPU hours in total. The evaluation involves sampling videos at 2 fps with a minimum of 144 image tokens per frame. We use the vLLM framework (Kwon et al., 2023) to support inference on sequences longer than 32k tokens.

Evaluation Benchmarks. We evaluate our approach using six video benchmarks, including tasks related to *long video understanding*, *long video retrieval*, and *video hallucination*. For *long video understanding*, we use **LongVideoBench**

(Wu et al., 2024a) (8 seconds to 1 hour), **MLVU** (Zhou et al., 2024) (3 minutes to 2 hours), and **Video-MME** (Fu et al., 2024) (11 seconds to 60 minutes). For *long video retrieval*, we use **Vision Needle-in-a-Haystack (V-NIAH)** (Zhang et al., 2024d) and our proposed extension, **Vision Needle-in-a-Haystack with Distractors (V-NIAH-D)**, which introduces distractor frames to increase the task difficulty. For *video hallucination*, we use **VideoHalluciner** (Wang et al., 2024e), which evaluates the model’s ability to correctly answer both basic and hallucinated questions about video content. Details of these benchmarks can be found in Appendix B.

5.2. Results on Long Video Understanding

As shown in Tab. 2, we compare our VideoRoPE with existing RoPE variants (vanilla RoPE (Su et al., 2024), TAD-RoPE (Gao et al., 2024), and M-RoPE (Wang et al., 2024b)) across three prominent video understanding benchmarks. Our VideoRoPE consistently outperforms all baseline methods across these benchmarks, demonstrating its robustness and adaptability. Specifically, VideoRoPE achieves improvements of up to 2.91, 4.46, and 1.66 points (64k context length) over the M-RoPE baseline on LongVideoBench, MLVU, and Video-MME, respectively. These results emphasize the superior ability of VideoRoPE to effectively

Table 3. Performance comparison of different RoPEs on V-NIAH and V-NIAH-D. ‘‘Acc.’’ refers to the average accuracy across haystack length and frame depth.

Method	V-NIAH Acc.	V-NIAH-D Acc.
Vanilla RoPE (Su et al., 2024)	31.78	30.22
TAD-RoPE (Gao et al., 2024)	29.33	29.56
M-RoPE (Wang et al., 2024b)	78.67	74.67
VideoRoPE	91.11	87.11

Table 4. Performance comparison of different RoPEs on VideoHalluciner, evaluated at context lengths of 8k, 16k, 32k, and 64k. The maximum result for each RoPE variant across these context lengths is displayed, with bold for the top result and underlined for the second-highest. ‘OR’ = Object-Relation, ‘T’ = Temporal, ‘SD’ = Semantic Detail, ‘F’ = Factual, ‘NF’ = Non-factual.

Method	OR	T	SD	F	NF	Avg.
Vanilla RoPE (Su et al., 2024)	51.5	30.0	48.0	8.0	43.0	36.1
TAD-RoPE (Gao et al., 2024)	51.0	<u>37.0</u>	48.0	11.5	<u>47.5</u>	39.0
M-RoPE (Wang et al., 2024b)	39.0	29.0	43.5	<u>12.5</u>	<u>47.5</u>	34.3
VideoRoPE	57.0	58.5	50.5	15.0	50.0	46.2

capture long-range dependencies and maintain performance across various challenging video data tasks.

5.3. Results on Long Video Retrieval

Fig. 7 illustrates the performance of V-NIAH and V-NIAH-D with VideoRoPE and other RoPE variants. Specifically, Fig. 7 (a) and (b) demonstrate that the proposed V-NIAH-D is more challenging than V-NIAH. Fig. 7 (1) and (2) show that both Vanilla RoPE and TAD-RoPE exhibit some extrapolation ability beyond the visual training context. However, both methods fail once they exceed a certain extrapolation limit. In contrast, Fig. 7 (3) and (4) highlight the superior performance of VideoRoPE and M-RoPE in extrapolating within the test context range. While both VideoRoPE and M-RoPE successfully handle extrapolation, VideoRoPE consistently outperforms M-RoPE, showcasing the robustness of the task. Tab. 3 provides a quantitative analysis of the retrieval results, demonstrating a 12.44 % performance improvement of our method over M-RoPE on the Video Retrieval task in both settings, confirming the advantages of our proposed method in video retrieval scenarios.

5.4. Results on Video Hallucination

As highlighted in Tab. 4, VideoRoPE significantly surpasses current RoPE methods on the VideoHalluciner benchmark. In particular, for the Temporal Hallucination task, VideoRoPE demonstrates a substantial performance improvement of 29.5%, indicating its enhanced capability to accurately capture and process temporal dependencies. This improvement suggests that VideoRoPE is better equipped to handle dynamic video sequences, where the understanding of time-based relationships is critical. Similarly, for the Spatial

Table 5. Ablation study about different modules of VideoRoPE.

Method	LongVideoBench				MLVU			
	8k	16k	32k	64k	8k	16k	32k	64k
Baseline	53.42	52.80	53.11	54.35	60.41	60.68	61.56	61.10
+ DL	52.17	52.07	53.31	53.63	62.06	63.03	62.52	62.75
+ DL & LTA	54.46	55.49	54.66	55.60	63.35	64.09	64.00	63.26
+ DL & LTA & ATS	54.46	55.29	57.15	57.26	65.19	66.29	66.02	65.56

Hallucination task, specifically the Object-Relation Hallucination subtask, VideoRoPE achieves an impressive 18.0% improvement over existing methods, highlighting its ability to better discern complex spatial interactions. These results underscore VideoRoPE’s robustness in solving video hallucination and potential for real-world video analysis.

5.5. Ablation Studies

Ablation Studies on Module Design. We conduct a series of ablation experiments on the modules introduced in Section 4. Through these experiments, we quantitatively evaluate the performance improvements, specifically analyzing their impact on the LongVideoBench and MLVU benchmarks. The experimental results are presented in Tab. 5. The baseline setting, M-RoPE (Wang et al., 2024b), achieves scores of 54.35 on LongVideoBench and 61.10 on MLVU (both using a 64k context length). By progressively integrating the DL (Diagonal Layout), LTA (Low-frequency Temporal Allocation), and ATS (Adjustable Temporal Spacing) modules, our method shows a continuous improvement in performance, achieving enhanced scores of 57.26 on LongVideoBench and 65.56 on MLVU (both using a 64k context length). These results demonstrate the effectiveness of our approach in leveraging spatial-temporal positional information. To refine the discussion on the allocation of x and y within LTA, we quantitatively examine the performance impact of interleaved versus sequential allocations. Additionally, we explore the optimal scaling factor in ATS by adjusting its values. Please refer to Appendix A.1 for more ablation studies on the scaling factor δ and the x/y interleaved allocation.

6. Conclusion

This paper identifies four key criteria for effective positional encoding: 2D/3D structure, frequency allocation, spatial symmetry, and temporal index scaling. As part of our analysis, through the V-NIAH-D task, we demonstrate that previous RoPE variants are vulnerable to distractors because of lacking proper temporal allocation. As a result, We propose VideoRoPE that uses a 3D structure for spatiotemporal coherence, low-frequency temporal allocation to reduce oscillations, a diagonal layout for spatial symmetry, and adjustable temporal spacing. VideoRoPE outperforms previous RoPE variants in tasks like long video retrieval, video understanding, and video hallucination.

Impact Statement

This paper presents work whose goal is to advance the field of Machine Learning. There are many potential societal consequences of our work, and none of which we feel must be specifically highlighted here.

References

- Agrawal, P., Antoniak, S., Hanna, E. B., Bout, B., Chaplot, D., Chudnovsky, J., Costa, D., Monicault, B. D., Garg, S., Gervet, T., Ghosh, S., Héliou, A., Jacob, P., Jiang, A. Q., Khandelwal, K., Lacroix, T., Lample, G., Casas, D. L., Lavril, T., Scao, T. L., Lo, A., Marshall, W., Martin, L., Mensch, A., Muddireddy, P., Nemychnikova, V., Pellat, M., Platen, P. V., Raghuraman, N., Rozière, B., Sablayrolles, A., Saulnier, L., Sauvestre, R., Shang, W., Soletskyi, R., Stewart, L., Stock, P., Studnia, J., Subramanian, S., Vaze, S., Wang, T., and Yang, S. Pixtral 12b, 2024. URL <https://arxiv.org/abs/2410.07073>.
- Barbero, F., Vitvitskiy, A., Perivolaropoulos, C., Pascanu, R., and Veličković, P. Round and round we go! what makes rotary positional encodings useful? [arXiv preprint arXiv:2410.06205](https://arxiv.org/abs/2410.06205), 2024.
- Bertasius, G., Wang, H., and Torresani, L. Is space-time attention all you need for video understanding?, 2021. URL <https://arxiv.org/abs/2102.05095>.
- Cai, Z., Cao, M., Chen, H., Chen, K., Chen, K., Chen, X., Chen, X., Chen, Z., Chen, Z., Chu, P., Dong, X., Duan, H., Fan, Q., Fei, Z., Gao, Y., Ge, J., Gu, C., Gu, Y., Gui, T., Guo, A., Guo, Q., He, C., Hu, Y., Huang, T., Jiang, T., Jiao, P., Jin, Z., Lei, Z., Li, J., Li, J., Li, L., Li, S., Li, W., Li, Y., Liu, H., Liu, J., Hong, J., Liu, K., Liu, K., Liu, X., Lv, C., Lv, H., Lv, K., Ma, L., Ma, R., Ma, Z., Ning, W., Ouyang, L., Qiu, J., Qu, Y., Shang, F., Shao, Y., Song, D., Song, Z., Sui, Z., Sun, P., Sun, Y., Tang, H., Wang, B., Wang, G., Wang, J., Wang, J., Wang, R., Wang, Y., Wang, Z., Wei, X., Weng, Q., Wu, F., Xiong, Y., Xu, C., Xu, R., Yan, H., Yan, Y., Yang, X., Ye, H., Ying, H., Yu, J., Yu, J., Zang, Y., Zhang, C., Zhang, L., Zhang, P., Zhang, P., Zhang, R., Zhang, S., Zhang, S., Zhang, W., Zhang, W., Zhang, X., Zhang, X., Zhao, H., Zhao, Q., Zhao, X., Zhou, F., Zhou, Z., Zhuo, J., Zou, Y., Qiu, X., Qiao, Y., and Lin, D. Internlm2 technical report, 2024.
- Chai, W., Song, E., Du, Y., Meng, C., Madhavan, V., Bar-Tal, O., Hwang, J.-N., Xie, S., and Manning, C. D. Auroracap: Efficient, performant video detailed captioning and a new benchmark, 2024. URL <https://arxiv.org/abs/2410.03051>.
- Chen, L. and Xing, L. Open-llava-next: An open-source implementation of llava-next series for facilitating the large multi-modal model community. <https://github.com/xiaoachen98/Open-LLaVA-NeXT>, 2024.
- Chen, L., Li, J., Dong, X., Zhang, P., He, C., Wang, J., Zhao, F., and Lin, D. Sharegpt4v: Improving large multi-modal models with better captions. [arXiv preprint arXiv:2311.12793](https://arxiv.org/abs/2311.12793), 2023.
- Chen, L., Wei, X., Li, J., Dong, X., Zhang, P., Zang, Y., Chen, Z., Duan, H., Lin, B., Tang, Z., Yuan, L., Qiao, Y., Lin, D., Zhao, F., and Wang, J. Sharegpt4video: Improving video understanding and generation with better captions. [arXiv preprint arXiv:2406.04325](https://arxiv.org/abs/2406.04325), 2024a.
- Chen, Y., Xue, F., Li, D., Hu, Q., Zhu, L., Li, X., Fang, Y., Tang, H., Yang, S., Liu, Z., He, E., Yin, H., Molchanov, P., Kautz, J., Fan, L., Zhu, Y., Lu, Y., and Han, S. Longvila: Scaling long-context visual language models for long videos, 2024b. URL <https://arxiv.org/abs/2408.10188>.
- Ding, S., Qian, R., Dong, X., Zhang, P., Zang, Y., Cao, Y., Guo, Y., Lin, D., and Wang, J. Sam2long: Enhancing sam 2 for long video segmentation with a training-free memory tree, 2024a. URL <https://arxiv.org/abs/2410.16268>.
- Ding, Y., Zhang, L. L., Zhang, C., Xu, Y., Shang, N., Xu, J., Yang, F., and Yang, M. LongRoPE: Extending llm context window beyond 2 million tokens. [arXiv preprint arXiv:2402.13753](https://arxiv.org/abs/2402.13753), 2024b.
- Dong, X., Zhang, P., Zang, Y., Cao, Y., Wang, B., Ouyang, L., Wei, X., Zhang, S., Duan, H., Cao, M., Zhang, W., Li, Y., Yan, H., Gao, Y., Zhang, X., Li, W., Li, J., Chen, K., He, C., Zhang, X., Qiao, Y., Lin, D., and Wang, J. Internlm-xcomposer2: Mastering free-form text-image composition and comprehension in vision-language large model. [arXiv preprint arXiv:2401.16420](https://arxiv.org/abs/2401.16420), 2024.
- Dubey, A., Jauhri, A., Pandey, A., Kadian, A., Al-Dahle, A., Letman, A., Mathur, A., Schelten, A., Yang, A., Fan, A., et al. The llama 3 herd of models. [arXiv preprint arXiv:2407.21783](https://arxiv.org/abs/2407.21783), 2024.
- Fabian Caba Heilbron, Victor Escorcia, B. G. and Niebles, J. C. ActivityNet: A large-scale video benchmark for human activity understanding. In *CVPR*, 2015.
- Fu, C., Dai, Y., Luo, Y., Li, L., Ren, S., Zhang, R., Wang, Z., Zhou, C., Shen, Y., Zhang, M., et al. Video-MME: The first-ever comprehensive evaluation benchmark of multi-modal llms in video analysis. [arXiv preprint arXiv:2405.21075](https://arxiv.org/abs/2405.21075), 2024.
- Gao, M., Liu, J., Li, M., Xie, J., Liu, Q., Zhao, B., Chen, X., and Xiong, H. TC-LLaVA: Rethinking the transfer from image to video understanding with temporal considerations. [arXiv preprint arXiv:2409.03206](https://arxiv.org/abs/2409.03206), 2024.

- Google. Google image search, 2025. URL <https://images.google.com>. Accessed: 2025-01-12.
- Han, C., Wang, Q., Peng, H., Xiong, W., Chen, Y., Ji, H., and Wang, S. Lm-infinite: Zero-shot extreme length generalization for large language models. In Proceedings of the 2024 Conference of the North American Chapter of the Association for Computational Linguistics: Human Language Technologies (Volume 1: Long Papers), pp. 3991–4008, 2024.
- Hsieh, C.-P., Sun, S., Krizan, S., Acharya, S., Rekish, D., Jia, F., Zhang, Y., and Ginsburg, B. Ruler: What’s the real context size of your long-context language models? arXiv preprint arXiv:2404.06654, 2024.
- Huang, B., Wang, X., Chen, H., Song, Z., and Zhu, W. Vtimellm: Empower llm to grasp video moments, 2023. URL <https://arxiv.org/abs/2311.18445>.
- Huang, Q., Dong, X., Zhang, P., Wang, B., He, C., Wang, J., Lin, D., Zhang, W., and Yu, N. Opera: Alleviating hallucination in multi-modal large language models via over-trust penalty and retrospection-allocation, 2024. URL <https://arxiv.org/abs/2311.17911>.
- Jin, P., Takanobu, R., Zhang, C., Cao, X., and Yuan, L. Chat-univi: Unified visual representation empowers large language models with image and video understanding. arXiv preprint arXiv:2311.08046, 2023.
- Kamradt, G. Needle in a haystack - pressure testing llms. https://github.com/gkamradt/LLMTest_NeedleInAHaystack, 2023.
- Kay, W., Carreira, J., Simonyan, K., Zhang, B., Hillier, C., Vijayanarasimhan, S., Viola, F., Green, T., Back, T., Natsev, P., et al. The kinetics human action video dataset. arXiv preprint arXiv:1705.06950, 2017.
- Kwon, W., Li, Z., Zhuang, S., Sheng, Y., Zheng, L., Yu, C. H., Gonzalez, J. E., Zhang, H., and Stoica, I. Efficient memory management for large language model serving with pagedattention. In ACM SIGOPS, 2023.
- Labs, B. F. Flux. <https://github.com/black-forest-labs/flux>, 2023.
- LangChain. Multi needle in a haystack. <https://blog.langchain.dev/multi-needle-in-a-haystack/>, 2024.
- Lei, J., Li, L., Zhou, L., Gan, Z., Berg, T. L., Bansal, M., and Liu, J. Less is more: Clipbert for video-and-language learning via sparse sampling, 2021. URL <https://arxiv.org/abs/2102.06183>.
- Li, K., He, Y., Wang, Y., Li, Y., Wang, W., Luo, P., Wang, Y., Wang, L., and Qiao, Y. VideoChat: Chat-centric video understanding. arXiv preprint arXiv:2305.06355, 2023.
- Li, L., Liu, Y., Yao, L., Zhang, P., An, C., Wang, L., Sun, X., Kong, L., and Liu, Q. Temporal reasoning transfer from text to video. arXiv preprint arXiv:2410.06166, 2024a.
- Li, Y., Wang, C., and Jia, J. Llama-vid: An image is worth 2 tokens in large language models. 2024b.
- Li, Y., Niu, J., Miao, Z., Ge, C., Zhou, Y., He, Q., Dong, X., Duan, H., Ding, S., Qian, R., Zhang, P., Zang, Y., Cao, Y., He, C., and Wang, J. Ovo-bench: How far is your video-llms from real-world online video understanding?, 2025. URL <https://arxiv.org/abs/2501.05510>.
- Lin, B., Zhu, B., Ye, Y., Ning, M., Jin, P., and Yuan, L. Video-llava: Learning united visual representation by alignment before projection. arXiv preprint arXiv:2311.10122, 2023a.
- Lin, B., Zhu, B., Ye, Y., Ning, M., Jin, P., and Yuan, L. Video-llava: Learning united visual representation by alignment before projection. arXiv preprint arXiv:2311.10122, 2023b.
- Lin, K., Ahmed, F., Li, L., Lin, C.-C., Azarnasab, E., Yang, Z., Wang, J., Liang, L., Liu, Z., Lu, Y., Liu, C., and Wang, L. Mm-vid: Advancing video understanding with gpt-4v(ision), 2023c. URL <https://arxiv.org/abs/2310.19773>.
- Liu, H., Li, C., Wu, Q., and Lee, Y. J. Visual instruction tuning. In NeurIPS, 2023a.
- Liu, X., Yan, H., Zhang, S., An, C., Qiu, X., and Lin, D. Scaling laws of rope-based extrapolation. arXiv preprint arXiv:2310.05209, 2023b.
- Liu, Y., Ma, Z., Qi, Z., Wu, Y., Shan, Y., and Chen, C. W. E.t. bench: Towards open-ended event-level video-language understanding, 2024a. URL <https://arxiv.org/abs/2409.18111>.
- Liu, Z., Chu, T., Zang, Y., Wei, X., Dong, X., Zhang, P., Liang, Z., Xiong, Y., Qiao, Y., Lin, D., et al. Mmdu: A multi-turn multi-image dialog understanding benchmark and instruction-tuning dataset for lvlms. arXiv preprint arXiv:2406.11833, 2024b.
- Liu, Z., Sun, Z., Zang, Y., Li, W., Zhang, P., Dong, X., Xiong, Y., Lin, D., and Wang, J. Rar: Retrieving and ranking augmented mllms for visual recognition, 2024c.
- Liu, Z., Zang, Y., Dong, X., Zhang, P., Cao, Y., Duan, H., He, C., Xiong, Y., Lin, D., and Wang, J. Mia-dpo: Multi-image augmented direct preference optimization for large vision-language models. arXiv preprint arXiv:2410.17637, 2024d.

- Luo, R., Zhao, Z., Yang, M., Dong, J., Li, D., Lu, P., Wang, T., Hu, L., Qiu, M., and Wei, Z. Valley: Video assistant with large language model enhanced ability, 2023. URL <https://arxiv.org/abs/2306.07207>.
- Maaz, M., Rasheed, H., Khan, S., and Khan, F. S. Videochatgpt: Towards detailed video understanding via large vision and language models. In *Proceedings of the 62nd Annual Meeting of the Association for Computational Linguistics (ACL 2024)*, 2024a.
- Maaz, M., Rasheed, H., Khan, S., and Khan, F. S. Videochatgpt: Towards detailed video understanding via large vision and language models, 2024b. URL <https://arxiv.org/abs/2306.05424>.
- Men, X., Xu, M., Wang, B., Zhang, Q., Lin, H., Han, X., and Chen, W. Base of rope bounds context length. *arXiv preprint arXiv:2405.14591*, 2024.
- Peng, B., Quesnelle, J., Fan, H., and Shippole, E. Yarn: Efficient context window extension of large language models. *arXiv preprint arXiv:2309.00071*, 2023.
- Qian, R., Dong, X., Zhang, P., Zang, Y., Ding, S., Lin, D., and Wang, J. Streaming long video understanding with large language models, 2024. URL <https://arxiv.org/abs/2405.16009>.
- Qian, R., Ding, S., Dong, X., Zhang, P., Zang, Y., Cao, Y., Lin, D., and Wang, J. Dispider: Enabling video llms with active real-time interaction via disentangled perception, decision, and reaction, 2025. URL <https://arxiv.org/abs/2501.03218>.
- Radford, A., Kim, J. W., Hallacy, C., Ramesh, A., Goh, G., Agarwal, S., Sastry, G., Askell, A., Mishkin, P., Clark, J., Krueger, G., and Sutskever, I. Learning transferable visual models from natural language supervision, 2021. URL <https://arxiv.org/abs/2103.00020>.
- Su, J. Transformer upgrade path: 17. insights into multimodal positional encoding, March 2024a. URL <https://spaces.ac.cn/archives/10040>.
- Su, J. A brief discussion on multimodal thinking: 3. positional encoding, Sep 2024b. URL <https://spaces.ac.cn/archives/10352>.
- Su, J., Ahmed, M., Lu, Y., Pan, S., Bo, W., and Liu, Y. RoFormer: Enhanced transformer with rotary position embedding. *Neurocomputing*, 2024.
- Sun, T., Zhang, X., He, Z., Li, P., Cheng, Q., Liu, X., Yan, H., Shao, Y., Tang, Q., Zhang, S., Zhao, X., Chen, K., Zheng, Y., Zhou, Z., Li, R., Zhan, J., Zhou, Y., Li, L., Yang, X., Wu, L., Yin, Z., Huang, X., Jiang, Y.-G., and Qiu, X. Moss: An open conversational large language model. *Machine Intelligence Research*, 2024. ISSN 2731-5398. doi: 10.1007/s11633-024-1502-8. URL <https://github.com/OpenMOSS/MOSS>.
- Sun, Z., Fang, Y., Wu, T., Zhang, P., Zang, Y., Kong, S., Xiong, Y., Lin, D., and Wang, J. Alpha-clip: A clip model focusing on wherever you want, 2023.
- Team, G., Mesnard, T., Hardin, C., Dadashi, R., Bhupatiraju, S., Pathak, S., Sifre, L., Rivière, M., Kale, M. S., Love, J., Tafti, P., Hussenot, L., Sessa, P. G., Chowdhery, A., Roberts, A., Barua, A., Botev, A., Castro-Ros, A., Slone, A., Héliou, A., Tacchetti, A., Bulanova, A., Paterson, A., Tsai, B., Shahriari, B., Lan, C. L., Choquette-Choo, C. A., Crepey, C., Cer, D., Ippolito, D., Reid, D., Buchatskaya, E., Ni, E., Noland, E., Yan, G., Tucker, G., Muraru, G.-C., Rozhdestvenskiy, G., Michalewski, H., Tenney, I., Grishchenko, I., Austin, J., Keeling, J., Labanowski, J., Lespiau, J.-B., Stanway, J., Brennan, J., Chen, J., Ferret, J., Chiu, J., Mao-Jones, J., Lee, K., Yu, K., Millican, K., Sjoesund, L. L., Lee, L., Dixon, L., Reid, M., Mikula, M., Wirth, M., Sharman, M., Chinaev, N., Thain, N., Bachem, O., Chang, O., Wahltinez, O., Bailey, P., Michel, P., Yotov, P., Chaabouni, R., Comanescu, R., Jana, R., Anil, R., McIlroy, R., Liu, R., Mullins, R., Smith, S. L., Borgeaud, S., Girgin, S., Douglas, S., Pandya, S., Shakeri, S., De, S., Klimenko, T., Hennigan, T., Feinberg, V., Stokowiec, W., hui Chen, Y., Ahmed, Z., Gong, Z., Warkentin, T., Peran, L., Giang, M., Farabet, C., Vinyals, O., Dean, J., Kavukcuoglu, K., Hassabis, D., Ghahramani, Z., Eck, D., Barral, J., Pereira, F., Collins, E., Joulin, A., Fiedel, N., Senter, E., Andreev, A., and Kenealy, K. Gemma: Open models based on gemini research and technology, 2024. URL <https://arxiv.org/abs/2403.08295>.
- Touvron, H., Lavril, T., Izacard, G., Martinet, X., Lachaux, M.-A., Lacroix, T., Rozière, B., Goyal, N., Hambro, E., Azhar, F., Rodriguez, A., Joulin, A., Grave, E., and Lample, G. Llama: Open and efficient foundation language models, 2023a. URL <https://arxiv.org/abs/2302.13971>.
- Touvron, H., Martin, L., Stone, K., Albert, P., Almahairi, A., Babaei, Y., Bashlykov, N., Batra, S., Bhargava, P., Bhosale, S., et al. LLaMA 2: Open foundation and fine-tuned chat models. *arXiv preprint arXiv:2307.09288*, 2023b.
- Wang, H., Shi, H., Tan, S., Qin, W., Wang, W., Zhang, T., Nambi, A., Ganu, T., and Wang, H. Multimodal needle in a haystack: Benchmarking long-context capability of multimodal large language models, 2024a.
- Wang, J., Chen, D., Luo, C., Dai, X., Yuan, L., Wu, Z., and Jiang, Y.-G. Chatvideo: A tracklet-centric multimodal and versatile video understanding system, 2023. URL <https://arxiv.org/abs/2304.14407>.

- Wang, P., Bai, S., Tan, S., Wang, S., Fan, Z., Bai, J., Chen, K., Liu, X., Wang, J., Ge, W., et al. Qwen2-VL: Enhancing vision-language model’s perception of the world at any resolution. arXiv preprint arXiv:2409.12191, 2024b.
- Wang, W., Zhang, S., Ren, Y., Duan, Y., Li, T., Liu, S., Hu, M., Chen, Z., Zhang, K., Lu, L., et al. Needle in a multimodal haystack. arXiv preprint arXiv:2406.07230, 2024c.
- Wang, X., Song, D., Chen, S., Zhang, C., and Wang, B. Longllava: Scaling multi-modal llms to 1000 images efficiently via a hybrid architecture, 2024d. URL <https://arxiv.org/abs/2409.02889>.
- Wang, Y., Li, K., Li, Y., He, Y., Huang, B., Zhao, Z., Zhang, H., Xu, J., Liu, Y., Wang, Z., Xing, S., Chen, G., Pan, J., Yu, J., Wang, Y., Wang, L., and Qiao, Y. Internvideo: General video foundation models via generative and discriminative learning, 2022. URL <https://arxiv.org/abs/2212.03191>.
- Wang, Y., Wang, Y., Zhao, D., Xie, C., and Zheng, Z. Videohalluciner: Evaluating intrinsic and extrinsic hallucinations in large video-language models. arxiv, 2024e.
- Wang, Z., Yu, S., Stengel-Eskin, E., Yoon, J., Cheng, F., Bertasius, G., and Bansal, M. Videotree: Adaptive tree-based video representation for llm reasoning on long videos, 2024f. URL <https://arxiv.org/abs/2405.19209>.
- Wu, H., Li, D., Chen, B., and Li, J. LongVideoBench: A benchmark for long-context interleaved video-language understanding. arXiv preprint arXiv:2407.15754, 2024a.
- Wu, T.-H., Biamby, G., Quenum, J., Gupta, R., Gonzalez, J. E., Darrell, T., and Chan, D. M. Visual haystacks: A vision-centric needle-in-a-haystack benchmark. arXiv preprint arXiv:2407.13766, 2024b.
- Xiao, G., Tian, Y., Chen, B., Han, S., and Lewis, M. Efficient streaming language models with attention sinks. arXiv preprint arXiv:2309.17453, 2023.
- Xing, L., Huang, Q., Dong, X., Lu, J., Zhang, P., Zang, Y., Cao, Y., He, C., Wang, J., Wu, F., and Lin, D. Pyramidrop: Accelerating your large vision-language models via pyramid visual redundancy reduction, 2024. URL <https://arxiv.org/abs/2410.17247>.
- Xu, H., Ghosh, G., Huang, P.-Y., Okhonko, D., Aghajanyan, A., Metze, F., Zettlemoyer, L., and Feichtenhofer, C. Videoclip: Contrastive pre-training for zero-shot video-text understanding, 2021. URL <https://arxiv.org/abs/2109.14084>.
- Xu, L., Zhao, Y., Zhou, D., Lin, Z., Ng, S. K., and Feng, J. Pllava : Parameter-free llava extension from images to videos for video dense captioning, 2024. URL <https://arxiv.org/abs/2404.16994>.
- Xue, H., Hang, T., Zeng, Y., Sun, Y., Liu, B., Yang, H., Fu, J., and Guo, B. Advancing high-resolution video-language representation with large-scale video transcriptions. In CVPR, 2022.
- Yang, A., Yang, B., Hui, B., Zheng, B., Yu, B., Zhou, C., Li, C., Li, C., Liu, D., Huang, F., et al. Qwen2 technical report. arXiv preprint arXiv:2407.10671, 2024a.
- Yang, A., Yang, B., Zhang, B., Hui, B., Zheng, B., Yu, B., Li, C., Liu, D., Huang, F., Wei, H., et al. Qwen2. 5 technical report. arXiv preprint arXiv:2412.15115, 2024b.
- Yuan, T., Ning, X., Zhou, D., Yang, Z., Li, S., Zhuang, M., Tan, Z., Yao, Z., Lin, D., Li, B., et al. Lv-eval: A balanced long-context benchmark with 5 length levels up to 256k. arXiv preprint arXiv:2402.05136, 2024.
- Zang, Y., Dong, X., Zhang, P., Cao, Y., Liu, Z., Ding, S., Wu, S., Ma, Y., Duan, H., Zhang, W., Chen, K., Lin, D., and Wang, J. Internlm-xcomposer2.5-reward: A simple yet effective multi-modal reward model. arXiv preprint arXiv:2501.12368, 2025.
- Zhang, B., Zhang, P., Dong, X., Zang, Y., and Wang, J. Long-clip: Unlocking the long-text capability of clip. arXiv preprint arXiv:2403.15378, 2024a.
- Zhang, H., Li, X., and Bing, L. Video-llama: An instruction-tuned audio-visual language model for video understanding, 2023a. URL <https://arxiv.org/abs/2306.02858>.
- Zhang, P., Dong, X., Wang, B., Cao, Y., Xu, C., Ouyang, L., Zhao, Z., Ding, S., Zhang, S., Duan, H., Zhang, W., Yan, H., Zhang, X., Li, W., Li, J., Chen, K., He, C., Zhang, X., Qiao, Y., Lin, D., and Wang, J. Internlm-xcomposer: A vision-language large model for advanced text-image comprehension and composition. arXiv preprint arXiv:2309.15112, 2023b.
- Zhang, P., Dong, X., Cao, Y., Zang, Y., Qian, R., Wei, X., Chen, L., Li, Y., Niu, J., Ding, S., Guo, Q., Duan, H., Chen, X., Lv, H., Nie, Z., Zhang, M., Wang, B., Zhang, W., Zhang, X., Ge, J., Li, W., Li, J., Tu, Z., He, C., Zhang, X., Chen, K., Qiao, Y., Lin, D., and Wang, J. Internlm-xcomposer2.5-omnilive: A comprehensive multimodal system for long-term streaming video and audio interactions. arXiv preprint arXiv:2412.09596, 2024b.
- Zhang, P., Dong, X., Zang, Y., Cao, Y., Qian, R., Chen, L., Guo, Q., Duan, H., Wang, B., Ouyang, L., Zhang, S., Zhang, W., Li, Y., Gao, Y., Sun, P., Zhang, X., Li, W., Li,

J., Wang, W., Yan, H., He, C., Zhang, X., Chen, K., Dai, J., Qiao, Y., Lin, D., and Wang, J. Internlm-xcomposer-2.5: A versatile large vision language model supporting long-contextual input and output. [arXiv preprint arXiv:2407.03320](#), 2024c.

Zhang, P., Zhang, K., Li, B., Zeng, G., Yang, J., Zhang, Y., Wang, Z., Tan, H., Li, C., and Liu, Z. Long context transfer from language to vision. [arXiv preprint arXiv:2406.16852](#), 2024d. URL <https://arxiv.org/abs/2406.16852>.

Zhang, S., Fang, Q., Yang, Z., and Feng, Y. Llava-mini: Efficient image and video large multimodal models with one vision token, 2025. URL <https://arxiv.org/abs/2501.03895>.

Zhang, Y., Wu, J., Li, W., Li, B., Ma, Z., Liu, Z., and Li, C. Video instruction tuning with synthetic data. [arXiv preprint arXiv:2410.02713](#), 2024e.

Zhao, Z., Lu, H., Huo, Y., Du, Y., Yue, T., Guo, L., Wang, B., Chen, W., and Liu, J. Needle in a video haystack: A scalable synthetic framework for benchmarking video mllms. [arXiv preprint](#), 2024.

Zhou, J., Shu, Y., Zhao, B., Wu, B., Xiao, S., Yang, X., Xiong, Y., Zhang, B., Huang, T., and Liu, Z. MLVU: A comprehensive benchmark for multi-task long video understanding. [arXiv preprint arXiv:2406.04264](#), 2024.

Appendix

This appendix provides additional resources to further enhance the understanding of our work. In Section A, we present ablation studies and extrapolation experiments extending up to 128k, which are included here due to space constraints in the main text. Section B offers a more detailed discussion of the benchmarks used for evaluation. Section C reviews related work on video LLMs and video haystack retrieval. Section D showcases examples from our proposed **V-NIAH-D** benchmark. In Section E, we provide additional attention visualizations to further support the observations discussed in Figure 3. Finally, Section F provides a more detailed analysis of the frequency allocation and further elaborates on Figure 4.

A. MORE EXPERIMENTS

A.1. Supplementary Ablation Experiments

Ablation Studies on the Scaling Factor δ for ATS. This section extends the discussion from Section 4, further examining how varying temporal information—achieved by adjusting the scaling factor δ —affects the alignment between text and video tokens. The proper alignment of these tokens is key for improving the model’s understanding of both temporal and semantic relationships between text and video. As shown in Table 6, we conduct evaluations using the **LongVideoBench** benchmark, which provides a comprehensive evaluation of video understanding tasks. By sampling δ values in the range $[0.5, 3]$ with an interval of 0.5, we observe that performance improves with increasing δ up to a point. Our findings indicate that the optimal performance is achieved when $\delta = 2$, suggesting that this scaling factor best balances the temporal alignment between text and video tokens.

Table 6. Ablation Study About Different Scaling Factor δ .

Scaling Factor δ	LongVideoBench				Average
	8k	16k	32k	64k	
0.5	51.92	53.52	52.80	52.07	52.57
1.0	54.46	55.49	54.66	55.60	55.05
1.5	54.35	55.00	55.31	55.91	55.14
2.0	54.46	55.29	57.15	57.26	56.04
2.5	53.42	53.73	54.25	55.08	54.12
3.0	53.63	53.63	53.63	55.18	54.01

Ablation Studies on x, y Allocation. To further investigate the impact of different allocation strategies, we conduct quantitative experiments on our proposed **VideoRoPE**, comparing sequential and interleaved allocations of x and y . The results, summarized in Table 7, indicate that interleaving x and y leads to superior performance.

We hypothesize that this improvement arises because interleaving maintains the similarity between the x and y dimensions, whereas sequential allocation increases their disparity, thereby hindering model performance.

Table 7. Ablation Study on x, y Allocation. **VideoRoPE (Sequential)** represents the sequential allocation of x and y , following the pattern $x, x, x, \dots, y, y, y, \dots$ (similar to M-RoPE (Wang et al., 2024b)). **VideoRoPE (Interleaved)** represents the interleaved allocation, following the pattern x, y, x, y, \dots (similar to Agrawal et al. (2024)).

Method	LongVideoBench				MLVU			
	8k	16k	32k	64k	8k	16k	32k	64k
VideoRoPE(Sequential)	53.73	53.52	54.97	54.77	62.75	63.31	62.75	63.08
VideoRoPE (Interleaved)	54.46	55.29	57.15	57.26	65.19	66.29	66.02	65.56

A.2. Extrapolation to 128k Experiments

To explore the extrapolation limits of our approach, we extend the visual context during inference to 128k. Specifically, we utilize the **vLLM framework** (Kwon et al., 2023) in Server-API processing mode to enable efficient 128k inference.

Due to the prolonged evaluation time required for 128k processing, we focus on the **LongVideoBench** benchmark. As shown in Table 8, although all four methods exhibit performance degradation at 128k, our proposed **VideoRoPE** experiences

the least drop, demonstrating its robustness under extreme extrapolation settings.

Table 8. Comparison of model performance at 64k and 128k context lengths for different methods.

Method	LongVideoBench	
	64k	128k
Vanilla RoPE (Su et al., 2024)	54.04	48.01
TAD-RoPE (Gao et al., 2024)	53.42	45.77
M-RoPE (Wang et al., 2024b)	54.35	51.45
VideoRoPE	57.26	55.64

B. Additional Details on Evaluation Benchmarks

For **long video understanding**, we employ three benchmarks: (1) **LongVideoBench** highlights reasoning questions that depend on long frame sequences, which cannot be effectively addressed by a single frame or a few sparse frames, with durations ranging from 8 seconds to 1 hour. We retain only the questions that are free from subtitles. (2) **MLVU** provides a comprehensive benchmark tailored for assessing the performance of Multimodal Large Language Models in understanding long videos. The dataset features videos lasting between 3 minutes and 2 hours, with nine diverse evaluation tasks. For our analysis, we concentrate on seven multiple-choice tasks, including Topic Reasoning, Anomaly Recognition, Needle QA, Ego Reasoning, Plot QA, Action Order, and Action Count. (3) **Video-MME** stands out as a high-quality benchmark curated for broad scenario coverage, with videos drawn from six key visual domains and 30 subfields. Its dataset spans a wide temporal range, including short clips of 11 seconds and extended videos lasting up to 1 hour.

For **long video retrieval**, we adopt the following two benchmarks: (1) **V-NIAH** is specifically designed to identify highly specific moments within long videos, simulating real-world scenarios where only a small segment of a video is relevant within a vast corpus. The setup follows the same configuration as LongVA, where a “needle” image is inserted at a random position within a “haystack” of 3,000 frames. Each needle image corresponds to a particular question, which is unrelated to the content of the haystack. Each frame is encoded with 144 tokens, and the needle frame is inserted at 0.2 depth intervals. Validation begins at 100 frames, with checks every 200 frames up to 3,000. (2) **Vision Needle-in-a-Haystack with Distractors (V-NIAH-D)**, our proposed method, builds upon V-NIAH by periodically inserting a distractor 200 frames away from the needle. This distractor is semantically similar to the needle, but it remains irrelevant to the specific question being asked. The insertion period for the distractor is calculated using $2 \cdot \pi \cdot 1000000^{32/128} \approx 198.7$. In our experiments, we directly use a period of 200 for distractor insertion. For additional examples, refer to Figure 8.

For the **video hallucination**, we use **VideoHalluciner** for evaluation. VideoHalluciner classifies hallucinations into two primary types: intrinsic and extrinsic. It further breaks these down into subcategories for detailed analysis, including object-relation, temporal, semantic detail, extrinsic factual, and extrinsic non-factual hallucinations. This framework assesses the model’s ability to accurately answer both basic and hallucinated questions about the video content.

C. More Related Works

Related Work on Video LLMs (Video Large Language Models) Video Large Language Models (Video LLMs) build upon the success of image-based vision-language models (VLMs) (Liu et al., 2023a; Zhang et al., 2023b; Dong et al., 2024; Zhang et al., 2024c; Zang et al., 2025; Chen et al., 2023; Chen & Xing, 2024; Liu et al., 2024c;b; Huang et al., 2024; Liu et al., 2024d; Xing et al., 2024), which align vision and language representations (Radford et al., 2021; Zhang et al., 2024a; Sun et al., 2023) but primarily focus on static images. Extending these models to video requires handling temporal dependencies (Xu et al., 2021; Lei et al., 2021; Bertasius et al., 2021; Huang et al., 2023) and long-form video understanding (Wang et al., 2024d; Chen et al., 2024b; Zhang et al., 2024d). Early video LLMs, such as Wang et al. (2023) and Li et al. (2023), leverage various Video Foundation Models (ViFMs), such as InternVideo (Wang et al., 2022), to extract video attributes, enabling LLM-based question answering. However, their ability to process video content is constrained by the limitations of ViFMs, restricting their effectiveness to short videos. To address this, Luo et al. (2023) introduces a Temporal Modeling Module, allowing end-to-end training of LLMs on video data. Building on this approach, Maaz et al. (2024a) further enhances spatiotemporal modeling to improve video comprehension. Meanwhile, Zhang et al. (2023a) and Lin et al. (2023b) integrate multiple modalities, such as audio and images, to enrich video understanding. These

advancements lay the groundwork for processing long videos with greater accuracy. To extend Video LLMs’ capabilities to longer content, Lin et al. (2023c) first generates clip-level captions and then employs an LLM to integrate them into a comprehensive video caption, effectively representing the entire video. Various studies, such as those by Li et al. (2024b), Jin et al. (2023), Xu et al. (2024), and Zhang et al. (2025), explore different pooling strategies to reduce the number of video tokens, enabling LLMs to process longer videos more effectively. As the field progresses, there is a growing emphasis on long-form video understanding, exploring techniques such as streaming-based processing (Qian et al., 2025; Li et al., 2025), memory-augmented models (Qian et al., 2024; Ding et al., 2024a), and hierarchical representations (Wang et al., 2024f) to efficiently model extended temporal structures for tasks like event-level comprehension (Liu et al., 2024a) and video summarization (Chai et al., 2024).

Related Work on Video Haystack Retrieval Originating from the Needle-In-A-Haystack task in Natural Language Processing (Kamradt, 2023; LangChain, 2024), Video haystack tasks aim to locate specific *needle*, the target information, within vast *haystack*, collections of video or multi-modal content (Zhang et al., 2024d; Wang et al., 2024c). In the video domain, VNBench (Zhao et al., 2024) first introduced a video haystack framework with diverse types of needles, such as subtitles, images, and video clips, specifically designed for retrieval tasks within a three-minute timeframe. V-NIAH (Zhang et al., 2024d) further advanced the field by extending retrieval tasks to long durations of up to one hour, providing tools for comprehensive evaluation. In a broader multi-modal domain, MMNeedle (Wang et al., 2024a) modeled the retrieval task as locating the exact coordinates of a sub-image within a larger multi-image haystack, while MM-NIAH (Wang et al., 2024c) introduced a setting where both haystack and needle could include images or text, emphasizing interleaved retrieval capabilities.

However, video haystack retrieval still lags in difficulty compared with the QA or retrieval task in NLP (Hsieh et al., 2024; Yuan et al., 2024). Few attempts exist to enhance the discriminability of evaluations, such as multi-NIAH (LangChain, 2024; Hsieh et al., 2024) or NIAH with distractors (Hsieh et al., 2024). Although VHs (Wu et al., 2024b) introduces distractors into the multi-image haystack setting, where needles and distractors are randomly inserted, VHs still did not consider temporal dependencies between video frames or more structured approaches to task evaluation. Our work builds upon V-NIAH by introducing distractors in a systematic, periodic manner based on rotary bases.

D. V-NIAH-D Examples

Figure 8 illustrates the five VQA needles used in V-NIAH-D, along with their corresponding distractors. The visual questions and their respective answers are the only components in V-NIAH-D that require human annotation, making it an ideal benchmark for evaluating the long-context reasoning capabilities of LMMs.

E. Supplementary Attention Analysis

To further explain the attention pattern in Figure 3, we present additional visual analysis in Figure 9. An attention analysis comparing M-RoPE and VideoRoPE is conducted using 8k-context input, with video tokens from the same frame aggregated through average pooling. As a result, one tick on the axis represents a single frame during inference. The evaluation setup for Figure 3 is the same as for Figure 9. M-RoPE relies on high-frequency temporal modeling, limiting it to local information and hindering effective needle identification for question answering. On the other hand, VideoRoPE employs low-frequency temporal modeling, allowing it to capture long-range dependencies and successfully identify the needle for accurate responses.

F. Supplementary Explanation on Frequency Allocation

This section provides a detailed explanation of the supplementary information related to Figure 4, highlighting the advantages of our frequency allocation. Consider a RoPE-based LLM with a head dimension size of 128, corresponding to 64 rotary angles θ_n across different dimensions. In each illustration, we visually represent the function $\cos(\theta_n t)$ for 3 dimensions using parallel blue planes.

(a) For M-RoPE (Wang et al., 2024b), temporal dependency is modeled using the first 16 rotary angles, which exhibit higher frequency and greater oscillation. Taking the last 3 rotary angles as an example, the position embedding for temporal modeling undergoes significant distortion due to periodic oscillations (Men et al., 2024), as these dimensions have shorter monotonous intervals. Lower dimensions have even shorter intervals. Notably, because the oscillation is periodic, two

VideoRoPE: What Makes for Good Video Rotary Position Embedding?

distant positions can have nearly identical position embeddings, resembling a hash collision, as shown by the red planes. This phenomenon is why distractors can easily mislead the model.

(b) In contrast, for VideoRoPE, temporal dependency is modeled using the last 16 rotary angles, which have much wider monotonous intervals. Taking the first 3 rotary angles as an example, the position embedding for temporal modeling is free from oscillation (Men et al., 2024). As a result, the misleading effects of distractors are significantly suppressed.

V-NIAH-D Needles and Distractors




Question: Find the frame with the word 'zoo'. What is the animal outside the zoo shop?

- A. lion
- B. tiger
- C. horse
- D. dog

Answer with the option's letter from the given choices directly.

Answer: B



Question: Find the frame of a couple in a wedding... What is the color of that balloon?

- A. Yellow
- B. Red
- C. Blue
- D. White

Answer with the option's letter from the given choices directly.

Answer: A



Question: Find the frame with the image of Selenium tablets. How many mg does each tablet contain?

Answer the question using a single word or phrase.

Answer: 200



Question: Find the frame of a scientist. The scientist is a...

- A. Bird
- B. Elephant
- C. Panda
- D. Dog

Answer with the option's letter from the given choices directly.

Answer: C



Question: Find the frame of a teddy bear. Where is this teddy bear?

- A. Times Square
- B. Eiffel Tower
- C. Taj Mahal
- D. Sydney Opera House

Answer with the option's letter from the given choices directly.

Answer: A

Figure 8. Five visual question-answering problems along with their corresponding needle and distractor.

VideoRoPE: What Makes for Good Video Rotary Position Embedding?

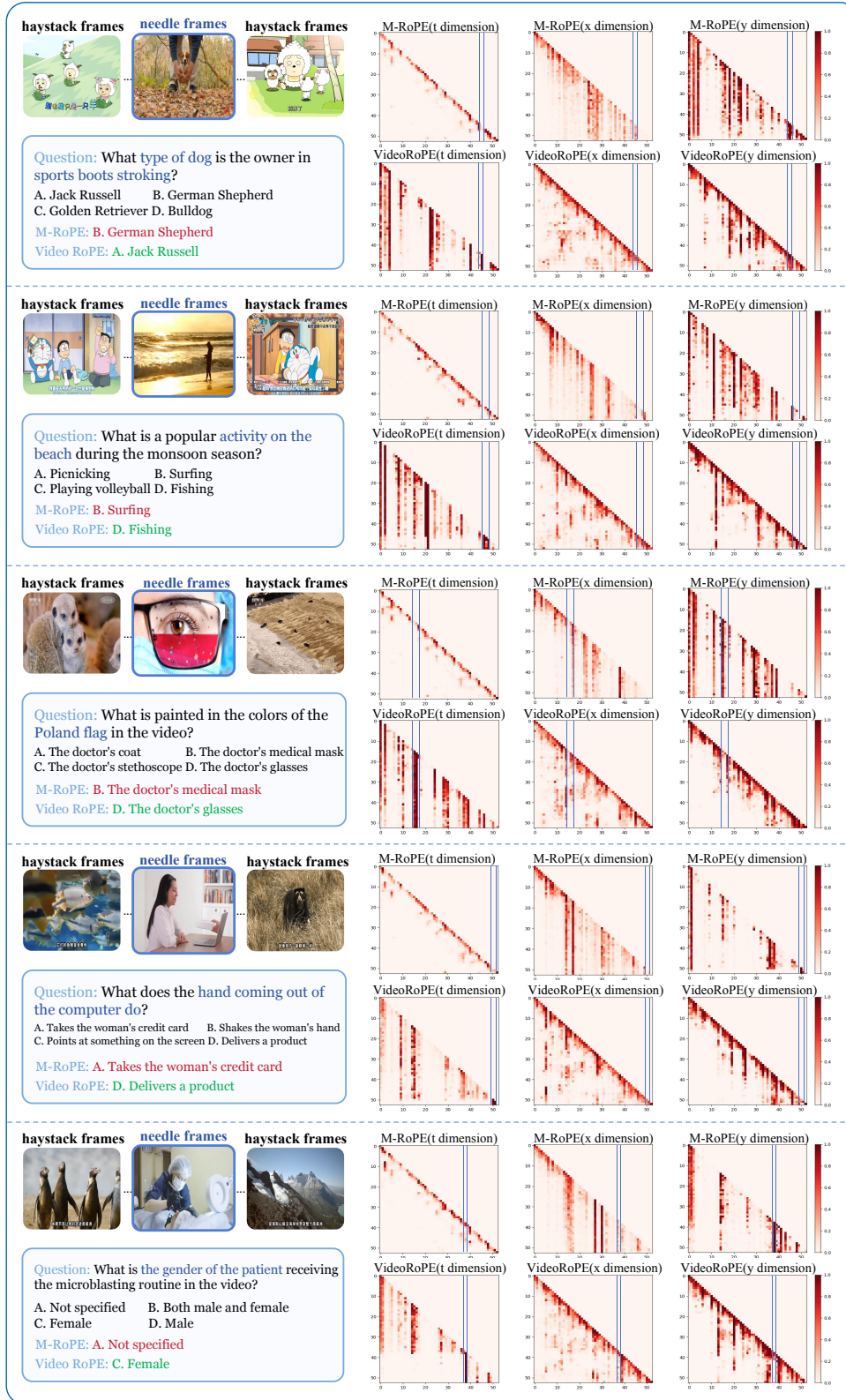


Figure 9. Additional visual analysis of attention.