

Mapping the Λ_s CDM scenario to $f(T)$ modified gravity: Effects on structure growth rate

Mateus S. Souza,^{1,*} Ana M. Barcelos,^{1,†} Rafael C. Nunes,^{1,2,‡} Özgür Akarsu,^{3,§} and Suresh Kumar^{4,¶}

¹*Instituto de Física, Universidade Federal do Rio Grande do Sul, 91501-970 Porto Alegre RS, Brazil*

²*Divisão de Astrofísica, Instituto Nacional de Pesquisas Espaciais,*

Avenida dos Astronautas 1758, São José dos Campos, 12227-010, SP, Brazil

³*Department of Physics, Istanbul Technical University, Maslak 34469 Istanbul, Türkiye*

⁴*Data Science Institute, Plaksha University, Mohali, Punjab-140306, India*

The concept of a rapidly sign-switching cosmological constant, interpreted as a mirror AdS-dS transition in the late universe and known as the Λ_s CDM, has significantly improved the fit to observational data, offering a promising framework for alleviating major cosmological tensions such as the H_0 and S_8 tensions. However, when considered within general relativity, this scenario does not predict any effects on the evolution of the matter density contrast beyond modifications to the background functions. In this work, we propose a new gravitational model in which the background dynamics predicted by the Λ_s CDM framework are mapped into $f(T)$ gravity, dubbed $f(T)$ - Λ_s CDM, rendering the models indistinguishable at the background level. However, in this new scenario, the sign-switching cosmological constant dynamics modify the evolution of linear matter perturbations through an effective gravitational constant, G_{eff} . We investigate the evolution of the growth rate and derive new observational constraints for this scenario using RSD measurements. We also present new constraints in the standard Λ_s CDM case, incorporating the latest Type Ia supernovae data samples available in the literature, along with BAO data from DESI. Our findings indicate that the new corrections expected at the linear perturbative level, as revealed through RSD samples, can provide significant evidence in favor of this new scenario. Additionally, this model may be an excellent candidate for resolving the current S_8 tension.

I. INTRODUCTION

Several extensions of general relativity (GR) have been proposed and extensively studied to address key observational challenges in cosmology and astrophysics (see [1–5] for reviews). Notably, modified gravity (MG) models, which introduce additional gravitational degrees of freedom, extend the standard Λ CDM framework and can account for the accelerated expansion of the Universe at late times. Although many of these models fit observational data well, they often lead to theoretical degeneracies where different models yield similar observational signatures, complicating their differentiation. Among the viable MG theories, those based on torsion, particularly the Teleparallel Equivalent of General Relativity (TEGR) [6], have gained significant attention due to their unique formulation of gravity using torsion instead of curvature. In TEGR, where the Lagrangian is represented by the torsion scalar T , the simplest extension is $f(T)$ gravity, which generalizes the Lagrangian to a non-linear function of T (see [7–9] for reviews). This extension introduces additional degrees of freedom that can potentially address current cosmological tensions, such as the discrepancies in the Hubble constant H_0 and the amplitude of matter fluctuations S_8 , making $f(T)$ gravity an

attractive candidate for probing deviations from GR.

Increasingly precise measurements of cosmological parameters are challenging the consensus on the Λ CDM model [10]. The most prominent discrepancy concerns the current rate of cosmic expansion, quantified by the Hubble constant, H_0 . Analysis of Planck-CMB data within the minimal Λ CDM framework yields $H_0 = 67.4 \pm 0.5 \text{ km s}^{-1} \text{ Mpc}^{-1}$ [11], which is in approximately 5σ tension with the local measurement reported by the SH0ES team, $H_0 = 73.30 \pm 1.04 \text{ km s}^{-1} \text{ Mpc}^{-1}$ [12]. Furthermore, multiple independent late-time observations also suggest higher values for the Hubble constant, reinforcing the significance of this tension (see discussions in [10, 13, 14]).

Cosmic shear surveys and Planck-CMB anisotropy measurements reveal another significant discrepancy related to the weighted amplitude of matter fluctuations, defined as $S_8 = \sigma_8 \sqrt{\Omega_m/0.3}$, where σ_8 characterizes the amplitude of matter fluctuations on scales of $8 h^{-1} \text{ Mpc}$, Ω_m is the present-day matter density parameter, and h is the dimensionless reduced Hubble parameter, defined as $h = H_0/100 \text{ km s}^{-1} \text{ Mpc}^{-1}$. This so-called S_8 tension, which has direct implications for the growth of cosmic structures, has emerged alongside the well-documented H_0 tension, prompting significant interest in potential extensions to the standard Λ CDM paradigm (see reviews in [10, 13, 14]). The Planck-2018 CMB anisotropy analysis under the Λ CDM framework reports a best-fit value of $S_8 = 0.834 \pm 0.016$ [11], indicating a 2 – 3σ discrepancy when compared to results from cosmic shear surveys [15–17]. Redshift Space Distortion (RSD) data further reveal a 2.2σ tension with Planck-2018 findings, measuring

* mateusscherersouza@gmail.com

† acmb.ufrgs@gmail.com

‡ rafadcnunes@gmail.com

§ akarsuo@itu.edu.tr

¶ suresh.kumar@plaksha.edu.in

$S_8 = 0.762^{+0.030}_{-0.025}$ [18]. When data from cosmic shear, real-space clustering, and RSD analyses are combined within a modified gravity context, the growth tension escalates, increasing from 3.5σ (using only $f\sigma_8$ data) to 6σ when E_g measurements are incorporated [19]. These persistent discrepancies, unlikely to be resolved by systematic errors alone, have motivated comprehensive investigations into whether new physics beyond the standard model could address these fundamental tensions.

On the other hand, it is well established that modifications to GR can significantly influence the growth of density fluctuations, the formation of large-scale structures, and CMB anisotropies, among other cosmological phenomena (see [1, 2, 5] for comprehensive reviews). The $f(T)$ gravity model, a prominent extension within modified gravity theories, has been extensively studied using geometric data to compute the modified expansion rate of the Universe, characterized by the Hubble parameter $H(z)$ [20–35]. Additionally, its implications on sub-horizon scales have been investigated through analyses of the growth rate of cosmic structures [23, 36–40], while full CMB datasets have been employed to explore its broader impacts on cosmic microwave background anisotropies [41–43].

Beyond their ability to explain the late-time accelerated expansion of the Universe [44, 45], $f(T)$ gravity models can lead to an effective dark energy (DE) that exhibits phantom and phantom divide line (PDL) crossing behaviors [46–49]. The phenomenological DMS20 model [50] proposed that a PDL crossing at $z \sim 0.1$ is a promising candidate for alleviating the H_0 tension. However, a recent examination [51] showed that the DMS20 model’s capacity to reach negative energy densities for $z \gtrsim 2$ and mimic a negative cosmological constant at higher redshifts plays a critical role in mitigating this tension. This aligns with the findings of the Λ_s CDM model [52–54], which suggests an Anti-de Sitter (AdS) to de Sitter (dS) transition in DE (interpreted either as an effective field arising from modified gravity or as an actual field within the framework of GR) at redshift $z_\dagger \sim 2$, as conjectured through the graduated dark energy (gDE) model [55]. It is important to highlight that the values of $z_\dagger \sim 2$ are not arbitrarily fixed. Estimates for the transition redshift are obtained by allowing z to be a free parameter in robust statistical analyses using cosmological data (see [52–54, 56, 57]). The Λ_s CDM model has shown promise in addressing major tensions, such as those involving H_0 and S_8 . Recently, the Dark Energy Spectroscopic Instrument (DESI) BAO data have provided evidence for dynamical DE with more than 2σ confidence when using the Chevallier–Polarski–Linder (CPL) parameterization [58]. Moreover, non-parametric DE reconstructions using the same data suggest that the DE density may become negligible or even negative for $z \gtrsim 1.5$ – 2 [59, 60]. This trend aligns with pre-DESI findings, including those derived from SDSS BAO measurements [60–62]. The Λ_s CDM model provides one of the most economical frameworks for such a scenario, having

only one additional parameter compared to the standard Λ CDM model—the redshift of the AdS-to-dS transition z_\dagger . Despite theoretical challenges initially anticipated in realizing the Λ_s CDM scenario, recent studies have proposed mechanisms to account for it, such as Casimir forces in dark dimension models [63–65] and successfully embedding the Λ_s CDM into a type II minimally modified gravity known as VCDM [56, 57]. This embedding elevates the Λ_s CDM model to a fully predictive framework. When considered within the framework of GR, the Λ_s CDM model modifies the background dynamics relative to Λ CDM while preserving the equations of motion for perturbations. In contrast, the Λ_s VCDM model, equipped with a well-defined Lagrangian, introduces modifications in both the background evolution and perturbative equations. Therefore, implementing the Λ_s CDM framework in different theories, particularly when a smooth transition is considered, would differ at the level of linear perturbations even for the same background dynamics. Since observables depend on both the background evolution and cosmological linear perturbation dynamics, it is expected that different realizations of the Λ_s CDM model will yield different constraints from observational data. This allows us to further study, distinguish, and choose among the theories in which the Λ_s CDM scenario can be realized. Recently, it was shown through the exponential infrared $f(T)$ gravity model [66], which shows considerable potential in addressing the cosmological H_0 tension [67, 68], that there could be previously overlooked solution spaces holding even greater promise [51]. Specifically, by relaxing the customary assumption of a strictly positive effective DE density—natural in general relativity—new possibilities arise. It was demonstrated that, ensuring consistency with CMB data, the model yields the widely studied case of phantom behavior, while the previously overlooked case features a sign-changing DE density that transitions smoothly from negative to positive values at redshift $z_\dagger \sim 1.5$, aligning with recent approaches to alleviating cosmological tensions. Following all these developments, it is compelling to attempt embedding the Λ_s CDM scenario into teleparallel $f(T)$ gravity and investigate its feasibility. If possible, studying this embedding could be valuable, as even for the same background dynamics, it could introduce modifications in linear perturbations.

Building on these developments, the novel aspect of the present work is to map the background dynamics predicted by the Λ_s CDM model into the framework of $f(T)$ gravity theories. While both models are equivalent at the background level, they differ in their predictions for linear perturbations. Given that the Λ_s CDM class of models provides a better fit to observational data than the standard Λ CDM model and effectively addresses the H_0 tension, our aim is to construct an $f(T)$ gravity model whose background dynamics replicate those of the Λ_s CDM model. This approach ensures that $f(T)$ gravity can also tackle the H_0 tension. However, this new scenario modifies the linear perturbations of matter beyond

the alterations in the Hubble parameter $H(z)$, which are not accounted for in the standard Λ_s CDM dynamics. In this article, we will quantify the growth rate of structures within this new model and derive new observational constraints using robust Redshift Space Distortion (RSD) datasets. A more comprehensive and detailed analysis of the proposed model will be presented in a future communication.

The manuscript is organized as follows. In Section II, we briefly review the fundamental aspects of the Λ_s CDM model and $f(T)$ gravity. We introduce a new parameter within this gravitational framework that governs the linear perturbations and present the $f(T)$ - Λ_s CDM model. In Section III, we define the datasets and the statistical methodology employed to analyze the data used in this work. In Section IV, we present and discuss our main results, providing insights into the implications of the model. Finally, in Section V, we conclude with a summary of the key findings and outline future perspectives for further investigation.

II. THE Λ_s CDM SCENARIO IN A $f(T)$ GRAVITY

The Λ_s CDM paradigm is inspired by a recent conjecture proposing that the universe underwent a spontaneous mirror AdS-dS transition, characterized by a sign-switching cosmological constant (Λ_s) around $z \sim 2$ [52–55, 69]. This conjecture arose from studies of the *graduated dark energy* (gDE) model [55], which showed that a rapid, smooth transition from an AdS-like to a dS-like dark energy component at $z \sim 2$ could mitigate major cosmological tensions, such as the H_0 and BAO Ly- α discrepancies [55]. The Λ_s CDM model modifies the standard Λ CDM by replacing the constant cosmological term (Λ) with a sign-switching cosmological constant, which can be represented by sigmoid-like functions, such as $\text{sgn } x \approx \tanh kx$ for $k > 1$, with x as the redshift (z) or scale factor ($a = 1/(1+z)$) in a Robertson-Walker metric. A specific example is $\Lambda_s(z) = \Lambda_{\text{dS}} \tanh[\eta(z_{\dagger} - z)]$, where $\eta > 1$ controls the rapidity of the transition, and $\Lambda_{\text{dS}} = \Lambda_{\text{s0}}/\tanh[\eta z_{\dagger}]$. For transitions with $\eta \gtrsim 10$ around $z_{\dagger} \sim 1.8$, $\Lambda_{\text{dS}} \approx \Lambda_{\text{s0}}$ holds. In the limit $\eta \rightarrow \infty$, the model becomes the *abrupt* Λ_s CDM model, a one-parameter extension of the standard Λ CDM model, commonly studied in the literature [52–54]. This limiting case is expressed as:

$$\Lambda_s(z) \rightarrow \Lambda_{\text{s0}} \text{sgn}[z_{\dagger} - z] \quad \text{for } \eta \rightarrow \infty, \quad (1)$$

where $\Lambda_{\text{s0}} > 0$ represents the present-day value of $\Lambda_s(z)$, providing an idealized picture of a rapid AdS-dS transition. While this phenomenological approach within GR has been informative [52–54], it lacks a Lagrangian formulation necessary for probing the model's implications on other physical observables, such as solar system constraints and cosmological linear perturbations. To address this limitation, we embed the smooth Λ_s CDM

model into $f(T)$ gravity. This approach is advantageous because $f(T)$ gravity, a well-defined extension of the Teleparallel Equivalent of General Relativity (TEGR), allows for a modification of GR through a Lagrangian based on the torsion scalar T , rather than the curvature scalar in GR. Embedding the Λ_s CDM framework in $f(T)$ gravity provides a consistent theoretical basis for analyzing the model's impact on both background and perturbative levels. This embedding enables a comprehensive assessment of the model's viability against a wider range of cosmological and astrophysical observations, bridging the gap between theoretical proposals and empirical tests. In this work, we consider a smooth Λ_s CDM model (implied by finite η) that alters the Hubble parameter $H(z)$ of the Λ CDM model by replacing the constant Λ with the following functional form for $\Lambda_s(a)$:

$$\Lambda_s(a) = \Lambda_{\text{dS}} \tanh[\zeta(a/a_{\dagger} - 1)], \quad (2)$$

where we set $\zeta = 10^{1.5}$ to model a fast transition that closely approximates the background evolution of the abrupt Λ_s CDM model. This approach retains the same number of free parameters as the abrupt Λ_s CDM model, with only one additional parameter, z_{\dagger} , defining the AdS-dS transition redshift, compared to the standard Λ CDM model¹. By embedding this smooth Λ_s CDM background into $f(T)$ gravity, we provide a model with a Lagrangian formulation that facilitates deeper exploration of its theoretical and observational properties.

The action for generalized teleparallel gravity can be expressed as

$$\mathcal{S} = \frac{1}{2\kappa^2} \int d^4x ||e|| f(T) + \mathcal{S}_M, \quad (3)$$

where T denotes the torsion scalar, $||e|| = \det(e_{\mu}^a) = \sqrt{-g}$ is the determinant of the tetrad (or vierbein) field, and $\kappa^2 \equiv 8\pi G$ with G being the Newton's constant. The term \mathcal{S}_M represents the action for matter fields, including baryons, cold dark matter (CDM), photons, and neutrinos. We define the generalized teleparallel function as $f(T) = T + F(T)$, where $F(T)$ encapsulates deviations from the Teleparallel Equivalent of General Relativity (TEGR).

We assume that the background geometry of the universe is described by a spatially flat Friedmann-Lemaître-Robertson-Walker (FLRW) metric. Thus, we consider the Cartesian coordinate system $(t; x, y, z)$ and the diagonal vierbein:

$$e_{\mu}^a = \text{diag}[1, a(t), a(t), a(t)], \quad (4)$$

¹ Larger finite values of ζ are theoretically possible but would be indistinguishable with current cosmological data. Additionally, for $\zeta = \eta(1+z)$, Eq. 2 aligns with $\Lambda_s(z) = \Lambda_{\text{dS}} \tanh[\eta(z_{\dagger} - z)]$. Since both η and ζ are relevant around $z \sim z_{\dagger}$ for rapid transitions, this transformation is effectively a scaling, $\zeta \approx \eta(1+z_{\dagger})$. Here, we assume η is fixed, as in [57].

where $a(t)$ is the scale factor and t is the cosmic time. This vierbein generates the spatially flat FLRW space-time metric:

$$ds^2 = dt^2 - a(t)^2 \delta_{ij} dx^i dx^j. \quad (5)$$

The teleparallel torsion scalar is then defined as:

$$T = -6H^2, \quad (6)$$

where $H = \dot{a}/a$ is the Hubble parameter, and the overdot denotes differentiation with respect to t .

By varying the action with respect to the vierbein, we derive the field equations:

$$\begin{aligned} e^{-1} \partial_\mu (e e_A^\rho S_\rho^{\mu\nu}) (1 + F_T) + e_A^\rho S_\rho^{\mu\nu} \partial_\mu (T) F_{TT} \\ - (1 + F_T) e_A^\lambda T^\rho{}_{\mu\lambda} S_\rho{}^{\nu\mu} + \frac{1}{4} e_A^\nu [T + F(T)] \\ = 4\pi G e_A^\rho \left[\mathcal{T}^{(m)}{}_\rho{}^\nu + \mathcal{T}^{(r)}{}_\rho{}^\nu \right], \end{aligned} \quad (7)$$

where $F_T = \partial F / \partial T$, $F_{TT} = \partial^2 F / \partial T^2$, and, $\mathcal{T}^{(m)}{}_\rho{}^\nu$ and $\mathcal{T}^{(r)}{}_\rho{}^\nu$ are the energy-momentum tensors for matter and radiation, respectively.

Substituting the vierbein (4) into the field equations (7), we obtain the modified Friedmann equations:

$$H^2 = \frac{8\pi G}{3} (\rho_m + \rho_r) - \frac{F}{6} + \frac{TF_T}{3}, \quad (8)$$

$$\dot{H} = -\frac{4\pi G (\rho_m + P_m + \rho_r + P_r)}{1 + F_T + 2TF_{TT}}, \quad (9)$$

where ρ_m and ρ_r are the energy densities of matter and radiation, respectively, and $P_m = 0$ and $P_r = \rho_r/3$ are their corresponding pressures.

From the first Friedmann equation (8), we identify that in $f(T)$ cosmology, the modifications introduce an effective dark energy component of gravitational origin. Specifically, we can express the effective dark energy density as:

$$\rho_{\text{DE}} \equiv \frac{3}{8\pi G} \left(-\frac{F}{6} + \frac{TF_T}{3} \right). \quad (10)$$

To connect the model with observations, we introduce:

$$\frac{H^2(z)}{H_0^2} = \frac{T(z)}{T_0}, \quad (11)$$

with $T_0 \equiv -6H_0^2$ as the present-day value of the torsion scalar. Henceforth, a subscript zero on any quantity indicates its value at the present time. Furthermore, using the relations $\rho_m = \rho_{m0}(1+z)^3$, $\rho_r = \rho_{r0}(1+z)^4$, we rewrite the first Friedmann equation (8) in a more observationally useful form [70]:

$$\frac{H^2(z, \mathbf{r})}{H_0^2} = \Omega_{m0}(1+z)^3 + \Omega_{r0}(1+z)^4 + \Omega_{F0} y(z, \mathbf{r}), \quad (12)$$

where $\Omega_{F0} = 1 - \Omega_{m0} - \Omega_{r0}$, with $\Omega_{i0} = \frac{8\pi G \rho_{i0}}{3H_0^2}$ as the present-day density parameters. The function $y(z, \mathbf{r})$,

normalized to unity at the present time, encodes the effects of $f(T)$ modifications and depends on the $f(T)$ functional form parameters r_1, r_2, \dots [70]:

$$y(z, \mathbf{r}) = \frac{1}{T_0 \Omega_{F0}} (F - 2TF_T). \quad (13)$$

In this work, we introduce a new parametric form for the function $f(T)$, designed to reproduce the background evolution of a smooth Λ_s CDM model while allowing for deviations at the level of linear perturbations. While Λ_s CDM models typically conform to General Relativity (GR) regarding structure formation, especially in the evolution of the matter density contrast δ_m , they do not inherently predict deviations from GR on these scales. In contrast, we propose that such deviations can naturally arise within a modified gravity framework represented by $f(T)$. To explore this possibility, we consider the following functional form:

$$F(T) = T_0 \Omega_{F0} \tanh \left[\zeta \left(\frac{a}{a_\dagger} - 1 \right) \right] + \alpha \sqrt{-T}. \quad (14)$$

Substituting (14) into (13), we find that the expansion rate of the universe, represented by the function $H(z)$, at the background level, remains approximately consistent with the abrupt Λ_s CDM scenario [52–54], as we model the AdS-to-dS transition using $\zeta = 10^{1.5}$ for a rapid transition. At the background level, it also matches exactly with the smooth Λ_s VCDM model [56, 57] (a smooth Λ_s CDM framework embedded in type II minimally modified gravity, known as VCDM) that was observationally examined in [57]. However, the smooth $f(T)$ - Λ_s CDM model considered here deviates from these models at the level of linear perturbations.

In the context of $f(T)$ gravity, the equation for linear matter perturbations in the subhorizon limit can be expressed as [38]:

$$\ddot{\delta}_m + 2H\dot{\delta}_m = 4\pi G_{\text{eff}} \rho \delta_m, \quad (15)$$

where G_{eff} denotes the effective Newton's constant, which typically depends on both the redshift z and the cosmic wave vector k . For the specific limits and datasets considered in this work, G_{eff} can be approximated as independent of k . Accordingly, to facilitate analysis, we introduce the linear growth function $D(a)$, defined as:

$$D(a) = \frac{\delta(a)}{\delta(1)}, \quad (16)$$

$D(a)$ is normalized such that $D(1) = 1$, representing its present-day value. By employing conventional non-relativistic perturbation theory, we can rewrite (15) in terms of conformal time (η) as:

$$D'' + \mathcal{H}D' - D \left(\frac{3}{2} \frac{G_{\text{eff}}}{G} a^2 \rho \right) = 0, \quad (17)$$

where a prime denotes a derivative with respect to conformal time, \mathcal{H} is the Hubble parameter in conformal time units, and ρ represents the total matter density. Using the quasi-static approximation and the modified Poisson equation in the context of $f(T)$ gravity, we have [41, 71]:

$$\frac{G_{\text{eff}}(z)}{G} = \frac{1}{1 + F_T}, \quad (18)$$

where $G_{\text{eff}}(z)$ is the effective Newton's constant that governs perturbations, while G is the standard Newtonian constant that governs the background dynamics, such as $H(z)$.

In our model, characterized by (14), this expression becomes:

$$\frac{G_{\text{eff}}}{G} = \frac{1}{1 + \frac{\alpha}{2\sqrt{6}H}}, \quad (19)$$

indicating that the parameter α directly modulates the gravitational strength, thereby altering structure growth predictions compared to the standard Λ CDM and Λ_s CDM scenarios, based on GR, in a specific manner. Substituting (19) into the modified perturbation equation and using $\mathcal{H} = aH$, we obtain: Substituting (19) into the modified perturbation equation, in conformal time units, we obtain:

$$D'' + \mathcal{H}D' - \frac{3}{2}a^2\rho_m D \left(1 - \frac{\alpha a}{2\sqrt{6}\mathcal{H}} \right) = 0, \quad (20)$$

for small values of α (viz., $\alpha \ll 2\sqrt{6}\mathcal{H}a^{-1}$). From this equation, it is clear that if $\alpha > 0$, the effective gravitational strength is reduced, resulting in a suppression of the growth of perturbations. Conversely, if $\alpha < 0$, the effective gravitational strength is enhanced, leading to an increase in the growth rate of perturbations.

Thus, the $f(T)$ - Λ_s CDM model under consideration, as defined in (14), can be regarded as effectively equivalent to the widely studied phenomenological abrupt Λ_s CDM model, which assumes GR, at the background level when a fast AdS-to-dS transition epoch is assumed. This makes our $f(T)$ - Λ_s CDM model nearly indistinguishable from the abrupt Λ_s CDM model based on current background-level observations. Additionally, similar to the abrupt Λ_s CDM model, our $f(T)$ - Λ_s CDM model matches the standard Λ CDM model's expansion rate, $H(z)$, after the transition at $z < z_{\dagger}$ ($a > a_{\dagger}$). However, as shown by (20), differences arise at the linear perturbation level, governed by the parameter α , which modifies the effective gravitational strength. When $\alpha = 0$, the $f(T)$ - Λ_s CDM and abrupt Λ_s CDM models become equivalent at both the background and perturbative levels. Since these deviations manifest solely at the perturbative level, α can only be constrained through CMB data and structure formation observations. In this work, we specifically focus on using RSD (redshift-space distortions) data to probe these perturbative differences and the influence of α on the growth of cosmic structures.

With the main equations outlined, we now turn our attention to how structure formation is affected, focusing particularly on linear scales. To efficiently assess the impact on the evolution of matter perturbations, it is essential to compare theoretical predictions with cosmological observables, such as redshift-space distortions (RSD). These distortions result from velocity-induced effects that arise when mapping from real space to redshift space, due to the peculiar motions of objects along the line of sight. Such distortions introduce anisotropies in the observed clustering patterns, which are directly influenced by the growth of cosmic structures. RSD measurements are sensitive to the combination $f\sigma_8(z)$, or equivalently $f(a)\sigma_8(a)$, where $\sigma_8(a)$ represents the variance of the mass distribution smoothed on a sphere of radius $R = 8h^{-1}\text{Mpc}$, and $f(a)$ is the logarithmic derivative of the linear growth function $D(a) = \delta_m(a)/\delta_m(1)$ with respect to the scale factor:

$$f(a) \equiv \frac{d \ln D(a)}{d \ln a}, \quad (21)$$

where the matter density perturbation δ_m is given by $\rho_m\delta_m = \rho_b\delta_b + \rho_c\delta_c$, representing the combined contributions from baryonic and cold dark matter.

Given these new properties, we refer to this class of models as $f(T)$ - Λ_s CDM gravity models. In the following sections, we will explore the new observational constraints for this scenario.

III. DATA AND METHODOLOGY

To derive constraints on the model baseline, we utilize the following datasets:

- **Redshift Space Distortions (RSD)**: Numerous measurements of $f\sigma_8(z)$ from various surveys are documented in the literature, each involving different assumptions and subject to distinct uncertainties. Before incorporating any of these measurements, it is essential to assess their internal consistency. Such an evaluation is undertaken using a Bayesian model comparison framework, as detailed in Ref. [72]. This framework includes a comprehensive analysis of the $f(z)\sigma_8(z)$ measurements listed in Table I of [72], encompassing 22 data points spanning the redshift range $0.02 < z < 1.944$. We refer to this dataset as RSD.
- **Cosmic Chronometers (CC)**: Measurements of the expansion rate $H(z)$ derived from the relative ages of massive, early-time, passively-evolving galaxies, known as Cosmic Chronometers [73]. In our analyses, we conservatively use only a compilation of 15 CC measurements in the redshift range $0.179 \lesssim z \lesssim 1.965$ [74–76], accounting for all non-diagonal terms in the covariance matrix and

systematic contributions. We refer to this dataset as **CC**.

- **Baryon Acoustic Oscillations (DESI-BAO)**: Baryon Acoustic Oscillations (BAO) measurements provided by Dark Energy Spectroscopic Instrument (DESI) collaboration from observations of galaxies and quasars [77], and Lyman- α tracers [78], as summarized in Table I of Ref. [79]. These measurements consist of both isotropic and anisotropic BAO data in the redshift range $0.1 < z < 4.2$ and are divided into seven redshift bins. The isotropic BAO measurements are represented as $D_V(z)/r_d$, where D_V denotes the angle-averaged distance, normalized to the (comoving) sound horizon at the drag epoch. The anisotropic BAO measurements include $D_M(z)/r_d$ and $D_H(z)/r_d$, where D_M is the comoving angular diameter distance and D_H is the Hubble horizon. Additionally, the correlation between the measurements of D_M/r_d and D_V/r_d is also taken into account. We refer to this dataset as **DESI**.
- **Type Ia Supernovae (SN Ia)**: Type Ia supernovae act as standardizable candles, providing a crucial method for measuring the universe’s expansion history and supporting Λ -dominated models. In this work, we use the following recent samples:
 - (i) **PantheonPlus**: We incorporated SN Ia distance modulus measurements from the PantheonPlus sample [80], which consists of 1550 supernovae spanning a redshift range from 0.01 to 2.26. We refer to this dataset as **PP**.
 - (ii) **Union 3.0**: The Union 3.0 compilation, consisting of 2087 SN Ia, was presented in [80]. Notably, 1363 of these SN Ia are common with the PantheonPlus sample. This dataset features a distinct treatment of systematic errors and uncertainties, employing Bayesian Hierarchical Modeling. We refer to this dataset as **Union3**.
 - (iii) **DESY5**: As part of their Year 5 data release, the Dark Energy Survey (DES) recently published results from a new, homogeneously selected sample of 1635 photometrically classified SN Ia with redshifts spanning $0.1 < z < 1.3$ [81]. This sample is complemented by 194 low-redshift SN Ia (shared with the PantheonPlus sample) in the range $0.025 < z < 0.1$. We refer to this dataset as **DESY5**.

In all analyses presented in this work, we incorporate state-of-the-art Big Bang Nucleosynthesis (BBN) data,

comprising of measurements of the primordial abundances of helium Y_P [82] and the deuterium measurement $y_{DP} = 10^5 n_D/n_H$ [83]. It is known that the BBN likelihood is sensitive to constraints on the physical baryon density $\omega_b \equiv \Omega_b h^2$ and the effective number of neutrino species N_{eff} . We fix $N_{\text{eff}} = 3.046$ in the present work. For theoretical predictions, we use the baseline likelihood provided by the **PARthENoPE 2.0** code [84].

All cosmological observables are computed with **CLASS** [85] and **MontePython** [86, 87]. We assess the convergence of the Markov Chain Monte Carlo (MCMC) chains using the Gelman-Rubin parameter $R - 1$, requiring $R - 1 < 0.01$ for convergence. In our analyses, we assume flat priors for all baseline parameters with wide ranges: $\omega_b \in [0.0, 1.0]$, $\omega_{\text{cdm}} \in [0.0, 1.0]$, $\sigma_8 \in [0.2, 2.0]$, $z_{\dagger} \in [1.0, 5.0]$ and $\alpha \in [0, 1]$. Values of α are assumed to be positive to ensure the stability of model variations, maintaining a positive effective Newton’s constant throughout the evolution of the matter density contrast. In the following sections, we present and discuss our main results.

IV. MAIN RESULTS AND DISCUSSIONS

Table I summarizes our statistical results for the $f(T)$ - Λ_s CDM model, considering only geometric measurements. In other words, it does not include the effects of the evolution of matter density contrasts, i.e., RSD measurements. Essentially, these results represent a revision of the discussions recently presented in [57]. As a novel aspect, we present updated results incorporating the latest SNe Ia data from the DESY5 and Union 3.0 compilations. It is important to emphasize that none of the results discussed here incorporate CMB data. The inclusion of BAO+BBN in our analyses provides constraining power similar to that of CMB data, as these scenarios predict only theoretical changes in the Hubble parameter $H(z)$. However, similar constraint strength does not imply identical correlations within the parameter space of the baseline model. Therefore, the potential benefits of incorporating CMB data will be addressed in a future study, as the perturbative developments in the context of $f(T)$ modified gravity are still underway.

We begin by interpreting the redshift of transition from a combined analysis of PP, CC, and DESI data. In this case, we find $z_{\dagger} = 2.96^{+0.46}_{-0.64}$ at 68% CL, which is highly consistent with previous estimates [52–54, 57]. It is also important to highlight that our analysis includes DESI data, which were not present in earlier studies. Following this, we consider joint analyses of PP+CC+DESI, Union3+CC+DESI, and DESY5+CC+DESI, and we observe similarly robust observational constraints on the parameter z_{\dagger} . As previously discussed in [57], the inclusion of BAO data tends to keep the values of H_0 lower compared to local measurements inferred by the SHOES team [12, 88]. Figure 1 (left panel) presents the marginalized one- and two-dimensional distributions (68% and

Table I. Marginalized constraints and mean values with 68% CL on the free and some derived parameters of the Λ_s CDM model from the combinations of the DESI, PP, Union3, DES5Y, and CC datasets.

Dataset	PP+CC+DESI	Union3+CC+DESI	DES5Y+CC+DESI
Ω_m	$0.309^{+0.012}_{-0.011}$	$0.307^{+0.013}_{-0.012}$	$0.3232^{+0.0094}_{-0.0071}$
H_0	69.60 ± 0.75	69.58 ± 0.75	69.62 ± 0.68
z_{\dagger}	$2.96^{+0.46}_{-0.64}$	$2.97^{+0.45}_{-0.64}$	$2.77^{+0.74}_{-0.55}$

Table II. Marginalized constraints and mean values with 68% confidence levels (CL) on the free and some derived parameters of the $f(T)$ - Λ_s CDM framework, assuming a fixed $\alpha = 0$, from the combinations of the RSD, DESI, PP, Union3, DES5Y, and CC datasets.

Dataset	PP+CC+DESI+RSD	Union3+CC+DESI+RSD	DES5Y+CC+DESI+RSD
Ω_m	0.299 ± 0.011	0.306 ± 0.012	$0.322^{+0.010}_{-0.0072}$
H_0	67.93 ± 0.16	69.58 ± 0.74	69.61 ± 0.69
σ_8	0.759 ± 0.028	0.753 ± 0.027	0.740 ± 0.028
S_8	0.758 ± 0.027	0.761 ± 0.027	0.767 ± 0.028
z_{\dagger}	$3.09^{+0.32}_{-0.65}$	$2.99^{+0.43}_{-0.65}$	$2.73^{+0.84}_{-0.51}$

Table III. Marginalized constraints and mean values with 68% CL on the free and some derived parameters of the $f(T)$ - Λ_s CDM framework, assuming α as a free parameter, from the combinations of the RSD, DESI, PP, Union3, DES5Y, and CC datasets.

Dataset	PP+CC+DESI+RSD	Union3+CC+DESI+RSD	DES5Y+CC+DESI+RSD
Ω_m	$0.311^{+0.012}_{-0.010}$	$0.310^{+0.012}_{-0.011}$	0.320 ± 0.010
H_0	69.56 ± 0.74	69.80 ± 0.70	$68.56^{+0.49}_{-0.32}$
σ_8	0.884 ± 0.034	$0.876^{+0.027}_{-0.022}$	0.839 ± 0.017
S_8	$0.900^{+0.050}_{-0.045}$	$0.890^{+0.043}_{-0.036}$	0.867 ± 0.031
α	$0.00073^{+0.00027}_{-0.00033}$	$0.00068^{+0.00024}_{-0.00029}$	$0.00052^{+0.00019}_{-0.00024}$
z_{\dagger}	$2.538^{+0.099}_{-0.25}$	$2.65^{+0.25}_{-0.29}$	$2.94^{+0.36}_{-0.60}$

95% CL) for the Λ_s CDM model, derived from geometric data analyses. This reanalysis incorporates updated DESI data and the latest SNe Ia samples from the DESY5 and Union 3.0 compilations, offering refined insights into the model. The estimates for z_{\dagger} remain consistent with previous results [52–54, 57].

Table II includes RSD data, but only considering effects due to changes in the Hubble parameter, i.e., via a modified $H(z)$ function. In other words, we assume $\alpha = 0$ in all analyses quantified in this table. From the perspective of the joint analysis PP+DESI+CC+RSD, we find $z_{\dagger} = 2.87^{+0.72}_{-0.53}$, which can be compared to $z_{\dagger} = 2.96^{+0.46}_{-0.64}$ without RSD data. That is, we observe a small gain in precision in the constraints, but the results remain consistent with each other. We interpret a similar trend for the other analyses. On the other hand, the inclusion of RSD now allows us to constrain the S_8 parameter within this new scenario. In general, we observe that S_8 tends to remain at lower values across all analyses (see Table II). This trend is expected, as any effects on the growth function are not being accounted for; instead, we are only considering modifications in the $H(z)$ function.

In Table III, we present the results of our constraints, considering all theoretical corrections predicted by the

$f(T)$ - Λ_s CDM scenario. Specifically, we include the presence of a transition, z_{\dagger} , while also treating α as a free parameter. The transition z_{\dagger} remains consistent with all previously discussed cases, but significant impacts are now observed in this scenario. The potential change in the growth function induced by $f(T)$ gravity through the parameter α introduces new correlations between the parameters H_0 and S_8 (see Figure 1). More specifically, α exhibits a positive correlation with both S_8 and H_0 , naturally leading to higher values for both parameters.

As previously discussed, due to the presence of BAO data, even with the introduction of a new positive correlation between α and H_0 , the values of H_0 remain insufficient to resolve the H_0 tension. On the other hand, the new correlation in the α - S_8 plane significantly strengthens the constraints on the S_8 parameter. It is important to note that, in the absence of α , S_8 exhibits lower values, as expected (see Table II). From the perspective of interpreting a potential tension in S_8 , this suggests that this new class of $f(T)$ - Λ_s CDM models has the potential to resolve the S_8 tension by increasing its value, thus making it compatible with CMB measurements. Typically, this problem is approached in the opposite direction in the literature, with models proposed to lower the expected

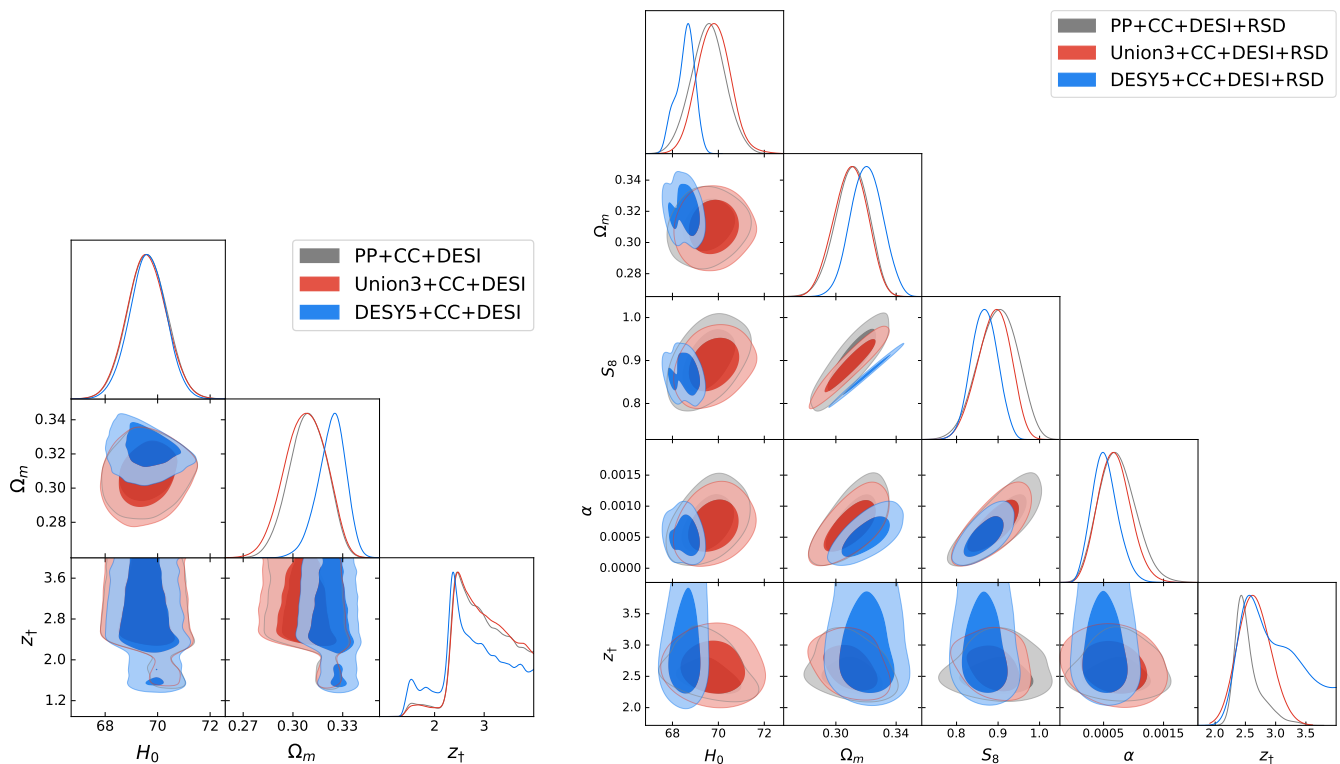


Figure 1. Marginalized posterior distributions and 68% and 95% CL contours for some selected parameters of Λ_s CDM model (left panel) and $f(T)$ - Λ_s CDM model (right panel) from different combinations of datasets, as indicated in the legends.

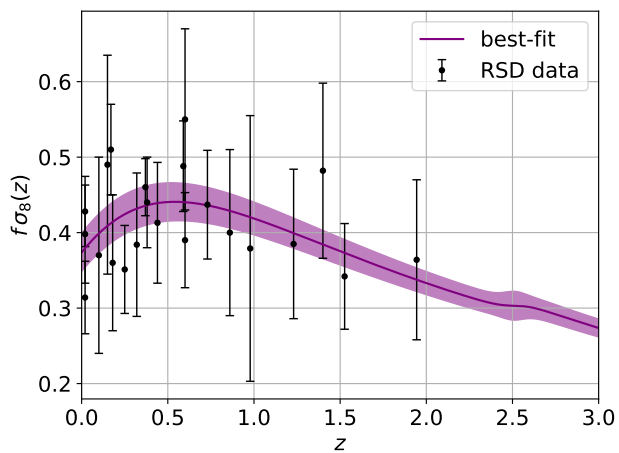


Figure 2. Statistical reconstruction of the theoretical prediction $f\sigma_8(z)$ at 2σ confidence levels for the $f(T)$ - Λ_s CDM model through the joint analysis of PP+CC+DESI+RSD, compared to RSD measurements.

values from CMB to match the lower S_8 measurements from Large Scale Structure observations.

Another interesting point is that the data show a significant preference for $\alpha \neq 0$ in all analyses conducted. For the combined analysis of PP+CC+DESI+RSD, we find $\alpha = 0.00073^{+0.00027}_{-0.00033}$ at 68% CL. This joint analysis

provides evidence for $\alpha > 0$ at more than 2σ CL. We observe a similar trend in the Union3+CC+DESI+RSD and DESY5+CC+DESI+RSD analyses.

Thus, by considering linear perturbative effects not predicted in the standard Λ CDM and Λ_s CDM models based on GR, we identify a significant preference for modifications in the growth function of structures. Figure 2 presents a statistical reconstruction of the observable $f\sigma_8(z)$ at 2σ CL, along with the best-fit prediction from the combined PP+CC+DESI+RSD analysis.

Figure 3 presents a theoretical reconstruction of the deceleration parameter $q(z)$ using the joint analysis of DESY5+CC+DESI data. This combination provides comparable constraining power to any other dataset considered in this work for background-level parameter inference, effectively constraining the parameters necessary to predict $q(z)$. From $z = 0$ to $z = 2$, the behavior of $q(z)$ follows the expected trend, aligning well with the predictions of the standard Λ CDM model, including the transition from decelerated to accelerated expansion at $z \sim 0.55$. Beyond $z = 3$, q approaches 0.5, consistent with the standard cosmological model during a matter-dominated universe. As first suggested in Ref. [57], our model predicts an additional, temporary phase of accelerated expansion occurring shortly after the AdS-dS transition begins. This phase emerges when the effective dark energy density becomes positive with an equation of state (EoS) less than -1 , triggering a brief period of ac-

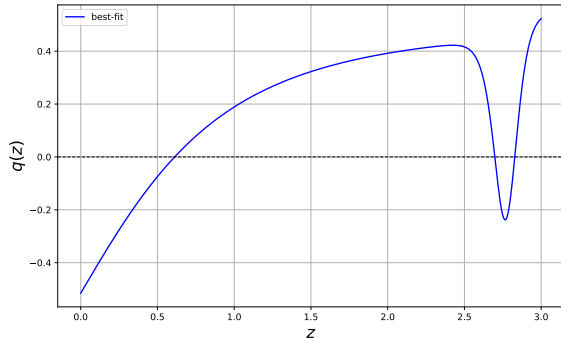


Figure 3. Statistical reconstruction of the theoretical prediction $q(z)$ for the $f(T)$ - Λ_s CDM model using best-fit values obtained from the joint analysis of DES5Y, CC, and DESI data.

celerated cosmic expansion lasting for $\Delta z \sim 0.15$ around $z \sim 2.7$. Subsequently, the universe exits this temporary accelerated expansion phase and gradually approaches the behavior predicted by the Λ CDM model near $z \sim 2.5$, corresponding to a stage before the present-day accelerated expansion begins at $z \sim 0.55$. This distinct feature in the behavior of $q(z)$, induced by the rapid dynamics associated with a mirror AdS-dS transition, represents a novel prediction of the smooth Λ_s CDM model. Its potential to serve as smoking-gun evidence or to falsify the model highlights the theoretical richness of this cosmological framework. Since no direct observational data currently exist at $z \sim 2.7$, this prediction strongly motivates future exploration of this redshift range in cosmological studies.

V. FINAL REMARKS

The concept of a rapidly sign-switching cosmological constant, interpreted as a mirror AdS-dS transition in the late universe at $z \sim 2$ and known as the Λ_s CDM, has significantly improved the fit to observational data, offering a promising framework for alleviating major cosmological tensions such as the H_0 and S_8 tensions [52–54, 56, 57, 69]. Within the standard framework of general relativity (GR), these models predict alterations in the universe’s expansion rate exclusively through modifications to the Hubble parameter $H(z)$, without influencing the rate of structure formation beyond what is expected from GR.

Conversely, the processes of structure formation and evolution provide crucial astrophysical and cosmological insights into the dark sector of the universe and may even hint at modifications to General Relativity (GR). In this work, we propose a new cosmological model that generalizes the frequently studied Λ_s CDM model within the GR framework by introducing a novel phenomenological parametrization within the $f(T)$ gravity framework.

Dubbed the $f(T)$ - Λ_s CDM model, this framework remains indistinguishable from the standard Λ_s CDM model based on GR at the background level but exhibits different behavior at the level of linear perturbations, which has significant implications for structure formation and cosmological observations.

The key results and contributions presented in this work can be summarized as follows:

- We update the observational constraints within the context of the Λ_s CDM framework using the latest BAO-DESI and SNe Ia measurements, incorporating the recent DESY5 and Union3 compilations. The AdS-to-dS transition redshift z_{\dagger} is found to be compatible with previous results reported in the literature.
- We introduce a novel gravitational model within the framework of $f(T)$ gravity that remains indistinguishable from the standard GR-based Λ_s CDM model at the background cosmological level but predicts differences in the growth rate of structures. A new degree of freedom, α , is introduced to quantify these perturbative effects.
- We apply RSD data for the first time in both the context of the Λ_s CDM model and the newly proposed $f(T)$ - Λ_s CDM model in this work. With the inclusion of RSD data, we find that $\alpha > 0$ at more than 2σ confidence level (CL), suggesting that this model fits the data better than the standard Λ CDM model.
- Due to a new positive correlation in the α - S_8 plane, this scenario has the potential to resolve the current observational S_8 tension identified in Large Scale Structure observations.

In conclusion, the $f(T)$ - Λ_s CDM model proposed in this work successfully implements the Λ_s CDM scenario within teleparallel $f(T)$ modified gravity by introducing a new degree of freedom through the parameter α . This parameter alters the growth rate of cosmic structures without affecting the background cosmological evolution. Our results, particularly the finding that $\alpha > 0$ at more than 2σ CL using RSD data, indicate that this new model provides a better fit to current observational datasets, including BAO and SNe Ia. Furthermore, the positive correlation between α and S_8 suggests that this model has the potential to resolve the so-called S_8 tension identified in LSS observations. Specifically, this model predicts higher values for S_8 , making them more compatible with CMB data.

Future work will focus on extending our analysis by incorporating CMB data, which is not included in the present study. The perturbative effects of $f(T)$ gravity on

CMB anisotropies, particularly concerning linear growth and structure formation, remain an open question. Including CMB data will provide a more comprehensive test of the $f(T)$ - Λ_s CDM model and help clarify its potential for resolving the H_0 and S_8 tensions in a consistent manner. As the framework of $f(T)$ gravity continues to develop, further investigations into non-linear effects and their implications for the late-time universe will also be crucial. These efforts will pave the way for a more robust understanding of modified gravity theories and their role in the evolution and dynamics of the cosmos.

ACKNOWLEDGMENTS

M.S. and A.B. received support from the CNPq and CAPES scholarship, respectively. M.S. and A.B. thank Miguel Sabogal for his valuable discussions and assis-

tance in developing the codes and likelihood used in this work. R.C.N. thanks the CNPq under the project No. 304306/2022-3, and FAPERGS for partial financial support under the project No. 23/2551-0000848-3. Ö.A. acknowledges the support by the Turkish Academy of Sciences in the scheme of the Outstanding Young Scientist Award (TÜBA-GEBİP). This study was supported by Scientific and Technological Research Council of Turkey (TUBITAK) under the Grant Number 122F124. The authors thank TUBITAK for their support. S.K. gratefully acknowledges the support of Startup Research Grant from Plaksha University (File No. OOR/PU-SRG/2023-24/08). This article/publication is based upon work from COST Action CA21136 Addressing observational tensions in cosmology with systematics and fundamental physics (CosmoVerse) supported by COST (European Cooperation in Science and Technology).

-
- [1] T. Clifton, P. G. Ferreira, A. Padilla, and C. Skordis, *Physics Reports* **513**, 1–189 (2012).
- [2] M. Ishak, *Living Reviews in Relativity* **22** (2018), 10.1007/s41114-018-0017-4.
- [3] S. Nojiri, S. Odintsov, and V. Oikonomou, *Physics Reports* **692**, 1–104 (2017).
- [4] E. N. Saridakis, R. Lazkoz, et al., “Modified gravity and cosmology: An update by the cantata network,” (2023), arXiv:2105.12582 [gr-qc].
- [5] N. Frusciante and L. Perenon, *Physics Reports* **857**, 1–63 (2020).
- [6] J. W. Maluf, *Annalen der Physik* **525**, 339–357 (2013).
- [7] S. Bahamonde, Dialektopoulos, et al., *Reports on Progress in Physics* **86**, 026901 (2023).
- [8] Y.-F. Cai, S. Capozziello, M. De Laurentis, and E. N. Saridakis, *Reports on Progress in Physics* **79**, 106901 (2016).
- [9] M. Krššák, R. J. van den Hoogen, J. G. Pereira, C. G. Böhmmer, and A. A. Coley, *Classical and Quantum Gravity* **36**, 183001 (2019).
- [10] E. Abdalla, G. F. Abellán, et al., *Journal of High Energy Astrophysics* **34**, 49–211 (2022).
- [11] N. Aghanim et al. (Planck), *Astron. Astrophys.* **641**, A6 (2020), [Erratum: *Astron. Astrophys.* 652, C4 (2021)], arXiv:1807.06209 [astro-ph.CO].
- [12] A. G. Riess et al., *Astrophys. J. Lett.* **934**, L7 (2022), arXiv:2112.04510 [astro-ph.CO].
- [13] E. Di Valentino, O. Mena, S. Pan, L. Visinelli, W. Yang, A. Melchiorri, D. F. Mota, A. G. Riess, and J. Silk, *Classical and Quantum Gravity* **38**, 153001 (2021).
- [14] L. Perivolaropoulos and F. Skara, *New Astronomy Reviews* **95**, 101659 (2022).
- [15] R. Dalal, X. Li, et al., *Physical Review D* **108** (2023), 10.1103/physrevd.108.123519.
- [16] M. Asgari et al. (KiDS), *Astron. Astrophys.* **645**, A104 (2021), arXiv:2007.15633 [astro-ph.CO].
- [17] A. Amon, D. Gruen, Troxel, et al., *Physical Review D* **105** (2022), 10.1103/physrevd.105.023514.
- [18] R. C. Nunes and S. Vagnozzi, *Monthly Notices of the Royal Astronomical Society* **505**, 5427–5437 (2021).
- [19] F. Skara and L. Perivolaropoulos, *Physical Review D* **101** (2020), 10.1103/physrevd.101.063521.
- [20] R. Briffa, C. Escamilla-Rivera, J. L. Said, J. Mifsud, and N. L. Pullicino, *The European Physical Journal Plus* **137** (2022), 10.1140/epjp/s13360-022-02725-4.
- [21] R. Briffa, C. Escamilla-Rivera, J. L. Said, and J. Mifsud, *Monthly Notices of the Royal Astronomical Society* **522**, 6024–6034 (2023).
- [22] R. Sandoval-Orozco, C. Escamilla-Rivera, R. Briffa, and J. L. Said, “Testing $f(t)$ cosmologies with hii hubble diagram and cmb distance priors,” (2024), arXiv:2405.06633 [astro-ph.CO].
- [23] A. Zhadyranova, M. Koussour, S. Bekkhozhayev, V. Zhumabekova, and J. Rayimbaev, *Physics of the Dark Universe* **45**, 101514 (2024).
- [24] S. Capozziello, R. D’Agostino, and O. Luongo, *General Relativity and Gravitation* **49** (2017), 10.1007/s10714-017-2304-x.
- [25] J.-Z. Qi, S. Cao, M. Biesiada, X. Zheng, and Z.-H. Zhu, *The European Physical Journal C* **77** (2017), 10.1140/epjc/s10052-017-5069-1.
- [26] S. Basilakos, S. Nesseris, F. K. Anagnostopoulos, and E. N. Saridakis, *Journal of Cosmology and Astroparticle Physics* **2018**, 008–008 (2018).
- [27] A. El-Zant, W. El Hanafy, and S. Elgammal, *The Astrophysical Journal* **871**, 210 (2019).
- [28] J. L. Said, J. Mifsud, D. Parkinson, E. N. Saridakis, J. Sultana, and K. Z. Adami, *Journal of Cosmology and Astroparticle Physics* **2020**, 047–047 (2020).
- [29] M. Benetti, S. Capozziello, and G. Lambiase, *Monthly Notices of the Royal Astronomical Society* **500**, 1795–1805 (2020).
- [30] F. B. M. dos Santos, J. E. Gonzalez, and R. Silva, *The European Physical Journal C* **82** (2022), 10.1140/epjc/s10052-022-10784-1.
- [31] M. Aljaf, E. Elizalde, M. Khurshudyayn, K. Myrzakulov, and A. Zhadyranova, *The European Physical Journal C* **82** (2022), 10.1140/epjc/s10052-022-11109-y.
- [32] M. Sabiee, M. Malekjani, and D. Mohammad Zadeh Jassur, *Monthly Notices of the Royal Astronomical Society*

- 516**, 2597–2613 (2022).
- [33] F. dos Santos, *Journal of Cosmology and Astroparticle Physics* **2023**, 039 (2023).
- [34] N. S. Kavya, S. S. Mishra, P. K. Sahoo, and V. Venkatesha, *Monthly Notices of the Royal Astronomical Society* **532**, 3126–3133 (2024).
- [35] R. C. Nunes, S. Pan, and E. N. Saridakis, *Journal of Cosmology and Astroparticle Physics* **2016**, 011–011 (2016).
- [36] S. Capozziello, M. Caruana, G. Farrugia, J. Levi Said, and J. Sultana, *General Relativity and Gravitation* **56** (2024), 10.1007/s10714-024-03204-0.
- [37] A. Aguilar, C. Escamilla-Rivera, J. L. Said, and J. Mifsud, “Non-fluid like boltzmann code architecture for early times $f(t)$ cosmologies,” (2024), arXiv:2403.13708 [gr-qc].
- [38] R. Briffa, C. Escamilla-Rivera, J. Levi Said, and J. Mifsud, *Monthly Notices of the Royal Astronomical Society* **528**, 2711–2727 (2024).
- [39] F. K. Anagnostopoulos, S. Basilakos, and E. N. Saridakis, *Physical Review D* **100** (2019), 10.1103/physrevd.100.083517.
- [40] R. Sandoval-Orozco, C. Escamilla-Rivera, R. Briffa, and J. Levi Said, *Physics of the Dark Universe* **43**, 101407 (2024).
- [41] R. C. Nunes, *Journal of Cosmology and Astroparticle Physics* **2018**, 052–052 (2018).
- [42] S. Kumar, R. C. Nunes, and P. Yadav, *Physical Review D* **107** (2023), 10.1103/physrevd.107.063529.
- [43] D. Wang and D. Mota, *Physical Review D* **102** (2020), 10.1103/physrevd.102.063530.
- [44] G. R. Bengochea and R. Ferraro, *Phys. Rev. D* **79**, 124019 (2009), arXiv:0812.1205 [astro-ph].
- [45] E. V. Linder, *Phys. Rev. D* **81**, 127301 (2010), [Erratum: *Phys.Rev.D* 82, 109902 (2010)], arXiv:1005.3039 [astro-ph.CO].
- [46] P. Wu and H. W. Yu, *Eur. Phys. J. C* **71**, 1552 (2011), arXiv:1008.3669 [gr-qc].
- [47] K. Karami and A. Abdolmaleki, *Res. Astron. Astrophys.* **13**, 757 (2013), arXiv:1009.2459 [gr-qc].
- [48] K. Bamba, C.-Q. Geng, C.-C. Lee, and L.-W. Luo, *JCAP* **01**, 021 (2011), arXiv:1011.0508 [astro-ph.CO].
- [49] V. F. Cardone, N. Radicella, and S. Camera, *Phys. Rev. D* **85**, 124007 (2012), arXiv:1204.5294 [astro-ph.CO].
- [50] E. Di Valentino, A. Mukherjee, and A. A. Sen, *Entropy* **23**, 404 (2021), arXiv:2005.12587 [astro-ph.CO].
- [51] S. A. Adil, O. Akarsu, E. Di Valentino, R. C. Nunes, E. Özlüker, A. A. Sen, and E. Specogna, *Phys. Rev. D* **109**, 023527 (2024), arXiv:2306.08046 [astro-ph.CO].
- [52] O. Akarsu, S. Kumar, E. Özlüker, and J. A. Vazquez, *Phys. Rev. D* **104**, 123512 (2021), arXiv:2108.09239 [astro-ph.CO].
- [53] O. Akarsu, S. Kumar, E. Özlüker, J. A. Vazquez, and A. Yadav, *Phys. Rev. D* **108**, 023513 (2023), arXiv:2211.05742 [astro-ph.CO].
- [54] O. Akarsu, E. Di Valentino, S. Kumar, R. C. Nunes, J. A. Vazquez, and A. Yadav, (2023), arXiv:2307.10899 [astro-ph.CO].
- [55] O. Akarsu, J. D. Barrow, L. A. Escamilla, and J. A. Vazquez, *Phys. Rev. D* **101**, 063528 (2020), arXiv:1912.08751 [astro-ph.CO].
- [56] O. Akarsu, A. De Felice, E. Di Valentino, S. Kumar, R. C. Nunes, E. Ozulker, J. A. Vazquez, and A. Yadav, (2024), arXiv:2402.07716 [astro-ph.CO].
- [57] O. Akarsu, A. De Felice, E. Di Valentino, S. Kumar, R. C. Nunes, E. Ozulker, J. A. Vazquez, and A. Yadav, (2024), arXiv:2406.07526 [astro-ph.CO].
- [58] A. G. Adame *et al.* (DESI), (2024), arXiv:2404.03002 [astro-ph.CO].
- [59] R. Calderon *et al.* (DESI), *JCAP* **10**, 048 (2024), arXiv:2405.04216 [astro-ph.CO].
- [60] L. A. Escamilla, E. Özlüker, O. Akarsu, E. Di Valentino, and J. A. Vázquez, (2024), arXiv:2408.12516 [astro-ph.CO].
- [61] L. A. Escamilla, O. Akarsu, E. Di Valentino, and J. A. Vazquez, *JCAP* **11**, 051 (2023), arXiv:2305.16290 [astro-ph.CO].
- [62] M. A. Sabogal, O. Akarsu, A. Bonilla, E. Di Valentino, and R. C. Nunes, *Eur. Phys. J. C* **84**, 703 (2024), arXiv:2407.04223 [astro-ph.CO].
- [63] L. A. Anchordoqui, I. Antoniadis, and D. Lust, *Phys. Lett. B* **855**, 138775 (2024), arXiv:2312.12352 [hep-th].
- [64] L. A. Anchordoqui, I. Antoniadis, D. Lust, N. T. Noble, and J. F. Soriano, *Phys. Dark Univ.* **46**, 101715 (2024), arXiv:2404.17334 [astro-ph.CO].
- [65] L. A. Anchordoqui, I. Antoniadis, D. Bielli, A. Chatrabhuti, and H. Isono, (2024), arXiv:2410.18649 [hep-th].
- [66] A. Awad, W. El Hanafy, G. G. L. Nashed, and E. N. Saridakis, *JCAP* **02**, 052 (2018), arXiv:1710.10194 [gr-qc].
- [67] M. Hashim, W. El Hanafy, A. Golovnev, and A. A. El-Zant, *JCAP* **07**, 052 (2021), arXiv:2010.14964 [astro-ph.CO].
- [68] M. Hashim, A. A. El-Zant, W. El Hanafy, and A. Golovnev, *JCAP* **07**, 053 (2021), arXiv:2104.08311 [astro-ph.CO].
- [69] A. Yadav, S. Kumar, C. Kibris, and O. Akarsu, (2024), arXiv:2406.18496 [astro-ph.CO].
- [70] S. Nesseris, S. Basilakos, E. N. Saridakis, and L. Perivolaropoulos, *Physical Review D* **88** (2013), 10.1103/physrevd.88.103010.
- [71] A. Golovnev and T. Koivisto, *Journal of Cosmology and Astroparticle Physics* **2018**, 012–012 (2018).
- [72] B. Sagredo, S. Nesseris, and D. Sapone, *Physical Review D* **98** (2018), 10.1103/physrevd.98.083543.
- [73] R. Jimenez and A. Loeb, *Astrophys. J.* **573**, 37 (2002), arXiv:astro-ph/0106145.
- [74] M. Moresco, L. Verde, L. Pozzetti, R. Jimenez, and A. Cimatti, *JCAP* **07**, 053 (2012), arXiv:1201.6658 [astro-ph.CO].
- [75] M. Moresco, *Mon. Not. Roy. Astron. Soc.* **450**, L16 (2015), arXiv:1503.01116 [astro-ph.CO].
- [76] M. Moresco, L. Pozzetti, A. Cimatti, R. Jimenez, C. Maraston, L. Verde, D. Thomas, A. Citro, R. Tojeiro, and D. Wilkinson, *JCAP* **05**, 014 (2016), arXiv:1601.01701 [astro-ph.CO].
- [77] D. Collaboration, A. G. Adame, *et al.*, “Desi 2024 iii: Baryon acoustic oscillations from galaxies and quasars,” (2024), arXiv:2404.03000 [astro-ph.CO].
- [78] D. Collaboration, A. G. Adame, *et al.*, “Desi 2024 iv: Baryon acoustic oscillations from the lyman alpha forest,” (2024), arXiv:2404.03001 [astro-ph.CO].
- [79] D. Collaboration, A. G. Adame, *et al.*, “Desi 2024 vi: Cosmological constraints from the measurements of baryon acoustic oscillations,” (2024), arXiv:2404.03002 [astro-ph.CO].
- [80] D. Brout *et al.*, *Astrophys. J.* **938**, 110 (2022), arXiv:2202.04077 [astro-ph.CO].
- [81] D. Collaboration, T. M. C. Abbott, M. Acevedo, *et al.*,

- “The dark energy survey: Cosmology results with 1500 new high-redshift type ia supernovae using the full 5-year dataset,” (2024), [arXiv:2401.02929 \[astro-ph.CO\]](#).
- [82] E. Aver, K. A. Olive, and E. D. Skillman, *JCAP* **07**, 011 (2015), [arXiv:1503.08146 \[astro-ph.CO\]](#).
- [83] R. J. Cooke, M. Pettini, and C. C. Steidel, *Astrophys. J.* **855**, 102 (2018), [arXiv:1710.11129 \[astro-ph.CO\]](#).
- [84] R. Consiglio, P. F. de Salas, G. Mangano, G. Miele, S. Pastor, and O. Pisanti, *Comput. Phys. Commun.* **233**, 237 (2018), [arXiv:1712.04378 \[astro-ph.CO\]](#).
- [85] D. Blas, J. Lesgourgues, and T. Tram, *Journal of Cosmology and Astroparticle Physics* **2011**, 034–034 (2011).
- [86] T. Brinckmann and J. Lesgourgues, “Montepython 3: boosted mcmc sampler and other features,” (2018), [arXiv:1804.07261 \[astro-ph.CO\]](#).
- [87] B. Audren, J. Lesgourgues, K. Benabed, and S. Prunet, *Journal of Cosmology and Astroparticle Physics* **2013**, 001–001 (2013).
- [88] Y. S. Murakami, A. G. Riess, B. E. Stahl, W. D. Kenworthy, D.-M. A. Pluck, A. Macoretta, D. Brout, D. O. Jones, D. M. Scolnic, and A. V. Filippenko, *JCAP* **11**, 046 (2023), [arXiv:2306.00070 \[astro-ph.CO\]](#).