

Sparser, Better, Faster, Stronger: Efficient Automatic Differentiation for Sparse Jacobians and Hessians

Adrian Hill

BIFOLD – Berlin Institute for the Foundations of Learning and Data, Berlin, Germany
Machine Learning Group, Technical University of Berlin, Berlin, Germany

hill@tu-berlin.de

Guillaume Dalle

LVMT, ENPC, Institut Polytechnique de Paris, Univ Gustave Eiffel, Marne-la-Vallée, France

guillaume.dalle@enpc.fr

Abstract

From implicit differentiation to probabilistic modeling, Jacobians and Hessians have many potential use cases in Machine Learning (ML), but conventional wisdom views them as computationally prohibitive. Fortunately, these matrices often exhibit sparsity, which can be leveraged to significantly speed up the process of Automatic Differentiation (AD). This paper presents advances in Automatic Sparse Differentiation (ASD), starting with a new perspective on sparsity detection. Our refreshed exposition is based on operator overloading, able to detect both local and global sparsity patterns, and naturally avoids dead ends in the control flow graph. We also describe a novel ASD pipeline in Julia, consisting of independent software packages for sparsity detection, matrix coloring, and differentiation, which together enable ASD based on arbitrary AD backends. Our pipeline is fully automatic and requires no modification of existing code, making it compatible with existing ML codebases. We demonstrate that this pipeline unlocks Jacobian and Hessian matrices at scales where they were considered too expensive to compute. On real-world problems from scientific ML and optimization, we show significant speed-ups of up to three orders of magnitude. Notably, our ASD pipeline often outperforms standard AD for one-off computations, once thought impractical due to slower sparsity detection methods.

1 Introduction

1.1 Motivation

Machine Learning (ML) has witnessed incredible progress in the last decade, a lot of which was driven by Automatic Differentiation (AD) (Griewank and Walther, 2008; Baydin et al., 2018; Blondel and Roulet, 2024). Thanks to AD, working out gradients by hand is no longer a requirement for training neural networks. User-friendly software packages like TensorFlow (Abadi et al., 2015), PyTorch (Paszke et al., 2019) and JAX (Bradbury et al., 2018) allow practitioners to quickly experiment with different models and architectures, resting assured that gradients will be computed efficiently and correctly without human intervention.

Beyond gradients, Jacobian and Hessian matrices have many applications, including *second-order optimization*, *implicit differentiation* and *probabilistic modeling*. An overview of these examples is given in appendix A.1. However, while gradient-based optimization has become ubiquitous within ML, the practical use of Jacobians and Hessians remains scarce. Conventional wisdom tells us that for realistic applications, these matrices are too large to handle, since we cannot afford to store n^2 coefficients in memory when the number of parameters n reaches millions. A common workaround is to manipulate matrices in form of so-called *lazy* linear operators (Blondel and Roulet, 2024), which are defined only by their action on vectors.

Luckily, in numerous applications within ML, most notably in the sciences, Jacobians and Hessians exhibit sparsity — a characteristic that has remained largely ignored by current computational frameworks. By

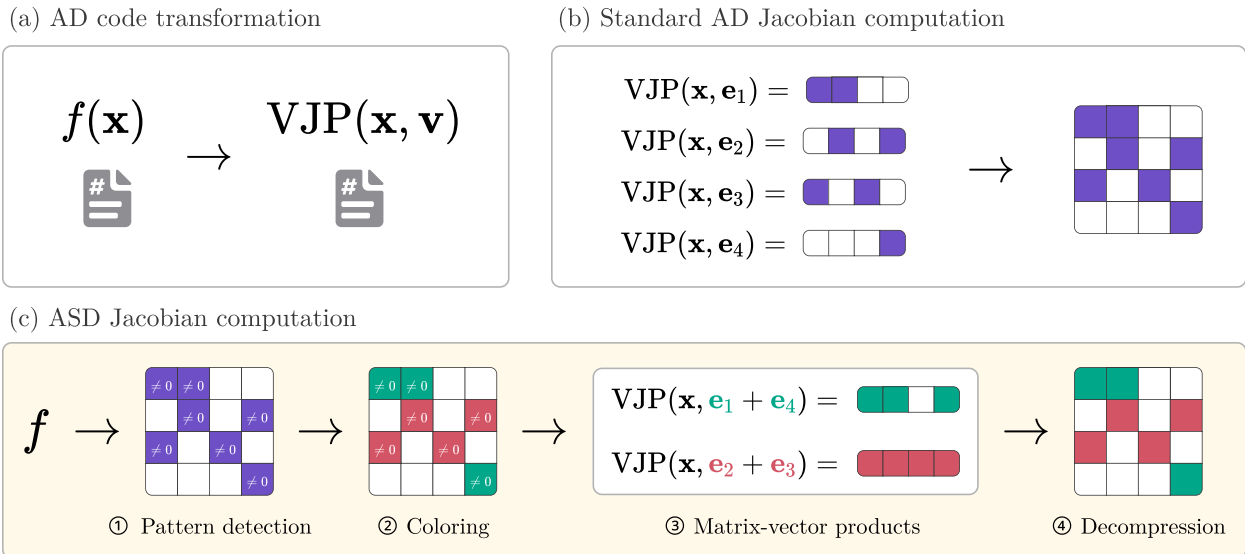


Figure 1: Comparison of reverse-mode AD and ASD

(a) Given a function f , AD backends return a function $(x, v) \mapsto v^\top \partial f(x)$ computing vector-Jacobian products (VJPs). (b) Standard AD computes Jacobians row-by-row by evaluating VJPs with all standard basis vectors. (c) ASD reduces the number of VJP evaluations by first detecting a sparsity pattern of non-zero values, coloring orthogonal rows in the pattern and simultaneously evaluating VJPs of orthogonal rows. The concepts shown in this figure directly translate to forward-mode, which computes Jacobians column-by-column instead of row-by-row.

automatically detecting and leveraging the sparsity of Jacobians and Hessians, the process of AD can be sped up by orders of magnitude, thus unlocking the potential of Jacobians and Hessians in high-dimensional settings. Additionally, sparsity makes it possible to store these matrices in full instead of using them as lazy linear operators, which offers computational advantages such as factorizations.

1.2 Contributions

Despite it being a well-researched area (Griewank and Walther, 2008), sparse differentiation is not widely used in the ML community. We identify three likely reasons for this situation. First, the lack of tooling for *automatic sparsity detection*, which forces potential users to work out the sparsity pattern by hand. Second, the technical barrier of implementing *matrix coloring and compressed differentiation* (Gebremedhin et al., 2005), which hinders the exploitation of said sparsity pattern. Third and most importantly, the *separation between the AD and ML scientific communities* (in terms of research groups, publication venues and programming languages), which means that AD advances do not percolate easily into ML circles. For instance, a lot of the existing sparse differentiation libraries are written in compiled languages like C or Fortran. While powerful, these languages lack the flexibility and iteration speed required by modern ML workflows, which favor dynamic languages like Python, R and Julia.

Our contributions are meant to fill these gaps. On the theoretical side, we present operator overloading for sparsity detection in a new light, *reformulating existing techniques* from the AD literature as a binarization of Faà di Bruno’s formula. The algorithms we describe have been known for at least two decades, but we hope our new presentation will be more natural for people unfamiliar with the AD literature. Our perspective abstracts away implementation details like computational graphs and the data structures used for bookkeeping, allowing us to detect both *local* and *global* sparsity patterns, and naturally handling dead ends which can occur in traditional graph-based approaches. We additionally show examples on how this scalar theory can be applied to derive performant tensor-level overloads.

On the practical side, we demonstrate (to the best of our knowledge) the *most advanced automatic sparse differentiation system* in an *open-source high-level programming language*, namely the Julia language (Bezan-

son et al., 2017). We use the term *automatic sparse differentiation* (ASD) to emphasize that our system can automatically leverage complicated Jacobian and Hessian sparsity patterns without any human involvement. It does not require any modification of existing code, making it compatible with existing software packages in Julia (such as those for deep learning or differential equations). Our implementation is agnostic with respect to the internal representation of sparse matrices and leverages Julia’s multiple dispatch paradigm to generate highly performant code. We hope that it will provide a blueprint for adaptation in other languages and frameworks, especially in Python which *currently lacks such tooling*.

Finally, we provide in-depth benchmarks of our ASD system for the computation of Jacobians and Hessians. Our benchmarks demonstrate that our ASD implementation outperforms AD at scales previously considered impractical. Notably, it is performant enough to enable speed-ups in one-off computations of Jacobians and Hessians. Thus, while amortizing the computational cost of sparsity detection over several Jacobian and Hessian computations can help, it is not always necessary.

1.3 Notations

Scalar quantities are denoted by lowercase letters x , vectors by boldface lowercase letters \mathbf{x} , and matrices by boldface uppercase letters \mathbf{A} . Given a vector \mathbf{x} , its coefficients are written x_i . Given a matrix \mathbf{A} , its columns are written $\mathbf{A}_{:,j}$, its rows are written $\mathbf{A}_{i,:}$, and its coefficients are written $A_{i,j}$. We use the word “tensor” when we want to refer to either vectors or matrices. The centered dot \cdot stands for a product between two scalars, or the product between a scalar and a tensor. Integer ranges are denoted by $\{1, \dots, n\}$.

For a vector-to-scalar function $f: \mathbb{R}^n \rightarrow \mathbb{R}$, we write $\nabla f(\mathbf{x}) \in \mathbb{R}^n$ for its gradient vector and $\nabla^2 f(\mathbf{x}) \in \mathbb{R}^{n \times n}$ for its Hessian matrix. For a vector-to-vector function $f: \mathbb{R}^n \rightarrow \mathbb{R}^m$, we write $\partial f(\mathbf{x}) \in \mathbb{R}^{m \times n}$ for its Jacobian matrix. The partial derivative (or partial Jacobian) of a function with respect to its k -th argument is denoted by ∂_k , while the total derivative with respect to a variable v is denoted by d_v . Unless otherwise specified, all functions considered here are sufficiently differentiable at the point of interest.

We will also be interested in the sparsity patterns of gradients, Jacobians and Hessians. The “one” function is defined on numbers as $\mathbf{1}[x] = 1$ if $x \neq 0$ and $\mathbf{1}[x] = 0$ otherwise. Since the sparsity pattern of a generic tensor \mathbf{T} is just the one function applied to every element, we write it as $\mathbf{1}[\mathbf{T}]$. We use \vee to denote the binary OR operation $a \vee b$.

1.4 Outline

Section 2 gives a summary of AD and ASD techniques. Section 3 contains our updated formulation of sparsity detection. Section 4 briefly describes our full ASD system, from pattern detection to coloring and differentiation. Section 5 showcases a few numerical experiments. Section 6 concludes with some future research perspectives.

2 Background

2.1 Automatic differentiation

As highlighted in the survey by Baydin et al. (2018), AD is a method for computing derivatives that is neither numeric (based on finite difference approximations) nor symbolic (based on algebraic manipulations of expressions). Instead, AD works with *non-standard interpretation* of the source code, allowing it to carry derivatives along with primal values. The reference textbook on the subject is the one by Griewank and Walther (2008), while a more recent treatment is given by Blondel and Roulet (2024). Here we briefly recap the complexities of the main AD *modes*: forward, reverse, and forward-over-reverse.

Let us consider a vector-to-vector function $f: \mathbb{R}^n \rightarrow \mathbb{R}^m$ and an input $\mathbf{x} \in \mathbb{R}^n$. We also fix a perturbation along the input $\mathbf{u} \in \mathbb{R}^n$ (tangent) and a perturbation along the output $\mathbf{v} \in \mathbb{R}^m$ (cotangent). We call τ the unit time complexity of evaluating $f(\mathbf{x})$ (which may scale with the input size n or output size m). Forward mode AD can compute $(\mathbf{x}, \mathbf{u}) \mapsto \partial f(\mathbf{x})\mathbf{u}$, called the Jacobian-Vector Product (JVP), in time $\mathcal{O}(\tau)$. Symmetrically, reverse mode AD can compute $(\mathbf{x}, \mathbf{v}) \mapsto \mathbf{v}^\top \partial f(\mathbf{x})$, called the Vector-Jacobian Product (VJP),

in the same order of time $\mathcal{O}(\tau)$. In particular, the case $m = 1$ implies that gradients are cheap to compute in reverse mode, as observed by Baur and Strassen (1983).

Now let us consider a vector-to-scalar function $f: \mathbb{R}^n \rightarrow \mathbb{R}$, still with input \mathbf{x} and unit time complexity τ . We can apply the previous remarks to its gradient function $g(\mathbf{x}) = \nabla f(\mathbf{x})$, a gradient which we compute in reverse mode and then differentiate in forward mode. Thus, forward-over-reverse mode AD can compute $(\mathbf{x}, \mathbf{u}) \mapsto \nabla^2 f(\mathbf{x})\mathbf{u}$, called the Hessian-Vector Product (HVP), in time $\mathcal{O}(\tau)$. This observation was first made by Pearlmutter (1994) and revisited by LeCun et al. (2012) and Dagr eou et al. (2024).

Note that some AD systems support *batched evaluation*¹, that is, the joint application of JVPs, VJPs or HVPs to a vector (or batch) of seeds $(\mathbf{u}_1, \dots, \mathbf{u}_k)$ all at once.

2.2 Lazy products are not always enough

The routines mentioned above compute matrix-vector products $\mathbf{A}\mathbf{u}$ involving Jacobians or Hessians, for a cost that is a small multiple of the cost of f . But often enough, we need more complex quantities like matrix-matrix products $\mathbf{A}\mathbf{U}$ or solutions of linear systems $\mathbf{A}^{-1}\mathbf{b}$. In such cases, a solution based purely on matrix-vector products may be suboptimal, and having access to the full matrix \mathbf{A} can yield accelerations.

A matrix-matrix product $\mathbf{A}\mathbf{U}$ can be computed from n matrix-vector products $\mathbf{A}\mathbf{U}_{:,j}$, possibly batched. However, given the full matrix \mathbf{A} , more efficient procedures exist, for instance in implementations of BLAS Level III (Lawson et al., 1979; Blackford et al., 2002). Similarly, a linear system $\mathbf{A}\mathbf{u} = \mathbf{b}$ can be solved using only matrix-vector products if we resort to iterative methods like the Conjugate Gradient (CG) (Hestenes and Stiefel, 1952) or GMRES (Saad and Schultz, 1986). The precision of these methods is tied to the number of iterations, each of which costs around the same as one function call. On the other hand, given access to \mathbf{A} , we can use a direct factorization-based solver such as those in LAPACK (Anderson et al., 1999). Finally, it is worth noting that some optimization solvers only accept explicit Jacobian/Hessian matrices, and cannot work with lazy matrix-vector products.

When the explicit matrix \mathbf{A} is encoded in a sparse format, like Compressed Sparse Column (CSC) or Compressed Sparse Row (CSR), these conclusions still hold. In particular, complex linear algebra operations can be executed even faster thanks to dedicated libraries. A prominent example is the SuiteSparse ecosystem² (Davis, 2024). Even though they do not necessarily support matrix-vector products, optimization solvers often welcome matrices in CSC or CSR format. Since many high-dimensional Jacobians and Hessians are naturally sparse, we can leverage this property to speed up computations if we are able to reconstruct them efficiently.

2.3 Reconstructing (sparse) matrices from products

One can reconstruct a dense matrix \mathbf{A} by taking its products $\mathbf{A}_{:,j} = \mathbf{A}\mathbf{e}^{(j)}$ (resp. $\mathbf{A}_{i,:} = (\mathbf{e}^{(i)})^\top \mathbf{A}$) with all the basis vectors of the input (resp. output) space. For a function $f: \mathbb{R}^n \rightarrow \mathbb{R}^m$, the Jacobian is either built column-by-column with n JVPs, or row-by-row with m VJPs, as shown in Figure 1b. For the Hessian, both options are equivalent due to symmetry. With batched AD, several seeds can be provided at once for the products. In the extreme case where $\mathbf{e}^{(1)}, \dots, \mathbf{e}^{(n)}$ are all supplied together, batched AD amounts to a matrix-matrix product with the identity $\mathbf{A}\mathbf{I}_n$. The complexity of this operation scales with the number of basis vectors.

When the matrix \mathbf{A} is known to be sparse, this painstaking reconstruction can be greatly accelerated. One option is to perform sparse batched AD (Griewank and Walther, 2008, Chapter 7), essentially computing $\mathbf{A}\mathbf{I}$ in one pass while dynamically exploiting sparsity inside the function. This approach only applies to a select few AD systems because it requires sparsity-aware differentiation of each elementary operation, which is not always implemented. On the other hand, matrix-vector products are always available as the lowest-level primitive of any AD system. To leverage these products generically, we thus focus on compressed evaluation

¹This variant is also commonly called *vector mode*. Given that the seeds themselves can also be vectors, and that the word “mode” already refers to forward or reverse, we hope that our choice of terminology will be less confusing.

²<http://suitsparse.com>

of the matrix (Griewank and Walther, 2008, Chapter 8), which is the standard method for ASD because it can be implemented *on top of any existing AD backend*.

The core idea behind ASD is that, if columns $\mathbf{A}_{:,j_1}$ and $\mathbf{A}_{:,j_2}$ are structurally orthogonal (they do not share a non-zero coefficient), we can evaluate them together with a single matrix-vector product $\mathbf{A}(e^{(j_1)} + e^{(j_2)})$ and then decompress the sum in a unique fashion. An illustration of this procedure is shown in Figure 1c. Finding large sets of structurally independent columns or rows minimizes the number of products necessary to recover \mathbf{A} . As shown in the review by Gebremedhin et al. (2005), this matrix partitioning problem is equivalent to a graph coloring problem, where the graph is constructed based on the rows and columns of \mathbf{A} . Denoting by c_n the coloring number of the columns and by c_m the coloring number of the rows, we see that only c_n (resp. c_m) products are needed to build the matrix column-by-column (resp. row-by-row). For typical sparse matrices, $c_n \ll n$ and $c_m \ll m$, which makes ASD a huge improvement in complexity. For instance, a forward-mode sparse Jacobian can be computed with cost $\mathcal{O}(c_n \tau)$ instead of $\mathcal{O}(n\tau)$.

Crucially, ASD through compressed evaluation requires *a priori knowledge of the sparsity pattern* (where the structural zeros are located). In some special cases, this pattern can be described manually: diagonal and banded matrices are common examples. However, more sophisticated patterns can emerge from complex code, which makes automated sparsity detection a valuable asset. If the sparsity pattern does not depend on the input \mathbf{x} , it can be *reused across several AD calls* at different points. The same goes for the result of coloring. Therefore, runtime measurements usually do not include the cost of this “preprocessing” step, which is amortized in the long run.

Finally, note that ASD remains accurate even when the sparsity pattern is overestimated. If we predict that a coefficient can sometimes be non-zero, but it is in fact always zero, the result will still be correct. However, the coloring might involve more colors than strictly necessary, which makes differentiation slower. Still, this tradeoff might be interesting to save time on sparsity pattern detection.

2.4 Related work

The literature on sparse differentiation dates back 50 years. Curtis et al. (1974) first notice that, when computing sparse Jacobians, one can save time by evaluating fewer matrix-vector products. Powell and Toint (1979) extend that insight to sparse Hessians. In the following years, the connection to graph coloring is discovered and several heuristic algorithms are proposed, see Gebremedhin et al. (2005) and references therein. While early works expect the user to provide the sparsity pattern, automated sparsity detection quickly becomes a topic of research. Approaches to sparsity detection can be either dynamic (run-time) or static (compile-time), like for AD itself. In a way, *sparsity detection is equivalent to boolean AD*.

Dixon et al. (1990) propose an operator-overloading method based on “doublets” and “triplets” that encode sparse gradients or Hessians. Griewank and Reese (1991) offer an alternative point of view by describing elimination of intermediate vertices in the linearized computational graph. Instead of derivative values, propagating only the sparsity patterns is often more efficient, given that binary information can be encoded into bit vectors (Geitner et al., 1995). Bischof et al. (1996) show that depending on the problem at hand, different sparse storage techniques may be preferred. Griewank and Mitev (2002) suggest a Bayesian criterion to select clever basis combinations and reduce the number of function calls even further. Giering and Kaminski (2006) describe a static transformation of the source code, with rules that echo the aforementioned operator overloading, the bit vector encoding being present as well.

Specifically for Hessian patterns, Walther (2008) extends the operator overloading approach to recognize nonlinear interactions. Walther (2012) discusses a faster variant of her initial algorithm, as well as the choice of the underlying sparse data structures. Meanwhile, Gower and Mello (2012) introduce the edge-pushing algorithm which directly computes a sparse Hessian with its values, bypassing the need for detection, coloring and compressed differentiation. While Walther (2008) requires only forward propagation, Gower and Mello (2012) leverage a reverse pass to increase efficiency: a comparison can be found in Gower and Mello (2014). The edge pushing algorithm is further improved by Wang et al. (2016a); Petra et al. (2018), and shown to be equivalent to the vertex elimination rule of Griewank and Reese (1991) by Wang et al. (2016b).

In terms of software, most existing sparse differentiation systems are implemented in a low-level language like Fortran or C/C++. Prominent examples include ADIFOR (Bischof et al., 1992) and ADOL-C (Griewank et al., 1996; Walther, 2009), along with the ColPack package for coloring (Gebremedhin et al., 2013). The closed-source MATLAB language also boasts a couple of implementations (Coleman and Verma, 2000; Forth, 2006; Weinstein and Rao, 2017). Furthermore, several algebraic modeling languages for mathematical programming and optimization include some form of sparse differentiation. It is the case at least for AMPL (Fourer et al., 1990), CasADi (Andersson et al., 2019) and JuMP (Dunning et al., 2017), as well as the more recent and GPU-compatible ExaModels (Shin et al., 2024).

Nonetheless, a lot of scientific and statistical code is developed directly in open-source, high-level languages like Python, R or Julia. Thus, there is a clear need for fully automatic sparse differentiation libraries which can differentiate user code without the translation layer of a modeling language. In Julia, the current state of the art for ASD combines `Symbolics.jl` for sparsity detection³ (Gowda et al., 2019; 2022) with `SparseDiffTools.jl` for coloring and differentiation (JuliaDiff contributors, 2024). As section 5 demonstrates, our contributions give rise to a new ASD pipeline that is both faster and more generic. A survey of ASD implementation efforts in other high-level programming languages is given in appendix A.2.

3 Tracing dependencies via operator overloading

We now present a revised viewpoint on sparsity detection, starting with Jacobians before moving on to Hessians. In contrast to standard literature (Griewank and Walther, 2008; Walther, 2008), we propose an exposition that does not rely on the notion of computational graph and exploits local sparsity. It also provides a blueprint for easy implementation using a classification of operators.

3.1 Gradient and Jacobian tracing

3.1.1 Principle

Let $f: \mathbb{R}^n \rightarrow \mathbb{R}^m$ be a vector-to-vector function, and $\mathbf{x} \in \mathbb{R}^n$. The Jacobian matrix $\partial f(\mathbf{x}) \in \mathbb{R}^{m \times n}$ is obtained by stacking m gradient vectors, since its i -th row is the gradient $\nabla f_i(\mathbf{x}) \in \mathbb{R}^n$ of the scalar output component $f_i(\mathbf{x})$. Thus, we can recover the Jacobian sparsity pattern $\mathbf{1}[\partial f(\mathbf{x})] \in \{0, 1\}^{m \times n}$ if we know the gradient sparsity pattern $\mathbf{1}[\nabla f_i(\mathbf{x})] \in \{0, 1\}^n$ of each component.

To achieve this, we use a new number type `GradientTracer`, which contains both a primal value $y \in \mathbb{R}$ (the actual number) and its gradient sparsity pattern $\mathbf{1}[\nabla y(\mathbf{x})] \in \{0, 1\}^n$. Importantly, the gradient in question is taken with respect to the input vector \mathbf{x} . We initialize the procedure by turning every x_j in the input into (x_j, \mathbf{e}_j) , where \mathbf{e}_j is the j -th basis vector. Using operator overloading, every intermediate scalar quantity involved in our function f is replaced with a `GradientTracer`. Thus, at the end of the computation, we recover a tracer $(f_i(\mathbf{x}), \mathbf{1}[\nabla f_i(\mathbf{x})])$ containing both the primal output and the desired gradient sparsity pattern. All we have left to do is write down the rules on how two such numbers are combined, defining how gradient sparsity patterns propagate.

Remark 1. *Our `GradientTracer` is related to dual numbers, which are a classic ingredient of forward-mode AD. More precisely, it encodes the sparsity pattern of a batched dual number, containing one directional derivative for each input x_j . Such batched dual numbers are a way to implement batched forward-mode AD (Revels et al., 2016). One can also see it as the binary version of the sparse doublet in Dixon et al. (1990).*

3.1.2 Propagation rules

Let $\alpha(\mathbf{x})$ and $\beta(\mathbf{x})$ be two intermediate scalar quantities in the computational graph of the function $f(\mathbf{x})$. We compute a new scalar

$$\gamma(\mathbf{x}) = \varphi(\alpha(\mathbf{x}), \beta(\mathbf{x}))$$

by applying a two-argument operator φ to $\alpha(\mathbf{x})$ and $\beta(\mathbf{x})$. Our goal is to express the gradient sparsity pattern $\mathbf{1}[\nabla \gamma(\mathbf{x})]$ as a function of the intermediate sparsity patterns $\mathbf{1}[\nabla \alpha(\mathbf{x})]$ and $\mathbf{1}[\nabla \beta(\mathbf{x})]$.

³Previously called `SparsityDetection.jl`

By the chain rule, for any input index $j \in \{1, \dots, n\}$, the derivative with respect to input x_j can be expressed as follows:

$$\partial_j \gamma(\mathbf{x}) = d_{x_j} \varphi(\alpha(\mathbf{x}), \beta(\mathbf{x})) = \partial_1 \varphi(\alpha(\mathbf{x}), \beta(\mathbf{x})) \cdot \partial_j \alpha(\mathbf{x}) + \partial_2 \varphi(\alpha(\mathbf{x}), \beta(\mathbf{x})) \cdot \partial_j \beta(\mathbf{x})$$

From now on, we omit the dependence on the input to lighten notations, but we keep in mind that everything is evaluated at point \mathbf{x} .

$$\partial_j \gamma = d_{x_j} \varphi = \partial_1 \varphi \cdot \partial_j \alpha + \partial_2 \varphi \cdot \partial_j \beta \tag{1}$$

Bringing the indices together shows us:

$$\nabla \gamma = \partial_1 \varphi \cdot \nabla \alpha + \partial_2 \varphi \cdot \nabla \beta$$

From there, the sparsity pattern emerges, if we extend \vee to represent the elementwise OR:

$$\mathbf{1}[\nabla \gamma] = \mathbf{1}[\partial_1 \varphi] \cdot \mathbf{1}[\nabla \alpha] \vee \mathbf{1}[\partial_2 \varphi] \cdot \mathbf{1}[\nabla \beta] \tag{2}$$

In other words, the propagation of gradient sparsity patterns through the operator φ only depends on two binary values:

$$\mathbf{1}[\partial_1 \varphi] \quad \text{and} \quad \mathbf{1}[\partial_2 \varphi]$$

These binary values us whether the operator φ depends on each of its arguments at the first order.

3.1.3 First-order operator classification

To implement equation 2, we need to classify every elementary operator φ in our programming language depending on whether its partial derivative with respect to each argument is zero. There are two ways to perform this classification: local (accurate) or global (conservative). Local classification takes into account the current value of α and β , while global classification considers every possible value. In the global case, we effectively replace $\mathbf{1}[\partial_1 \varphi(\alpha, \beta)]$ with $\max_{\alpha, \beta} \mathbf{1}[\partial_1 \varphi(\alpha, \beta)]$.

Table 1 gives some examples. The max operator is especially interesting since it comes up in neural networks with activation function $\text{ReLU}(x) = \max(x, 0)$. It is well-known that max (and therefore ReLU) induces local sparsity because it only depends on one of its two arguments: the first one whenever $\alpha \geq \beta$, and the second one whenever $\beta \geq \alpha$. Global sparsity will overlook this subtlety, because there exists a part of the space where $\alpha \geq \beta$ and there exists a part of the space where $\beta \geq \alpha$, so that *both arguments can influence the output* at the first order. Local sparsity allows us to figure out that *only one of them will*. As far as we are aware, local sparsity has rarely been considered in previous works.

Global sparsity is still relevant, since it does not require propagating primal values through the computational graph, making it much cheaper to compute. Additionally, it yields a sparsity pattern that is valid over the entire input domain. The cost of the sparsity detection can therefore be amortized over the computation of multiple Jacobians and Hessians at different input points.

Operator $\varphi(\alpha, \beta)$	Local		Global	
	$\mathbf{1}[\partial_1 \varphi]$	$\mathbf{1}[\partial_2 \varphi]$	$\mathbf{1}[\partial_1 \varphi]$	$\mathbf{1}[\partial_2 \varphi]$
exp, log	1	–	1	–
sin, cos	1 a.e.	–	1	–
round, floor, ceil	0 a.e.	–	0	–
+, -, *, /	1	1	1	1
max	$\alpha \geq \beta$	$\beta \geq \alpha$	1	1
min	$\alpha \leq \beta$	$\beta \leq \alpha$	1	1

Table 1: First-order classification of operators

Unary operators have no second argument. “a.e.” means “almost everywhere” for the Lebesgue measure

3.2 Hessian tracing

3.2.1 Principle

Let $f: \mathbb{R}^n \rightarrow \mathbb{R}$ be a vector-to-scalar function, and $\mathbf{x} \in \mathbb{R}^n$. This time, we want the sparsity pattern of the Hessian matrix $\nabla^2 f(\mathbf{x}) \in \mathbb{R}^{n \times n}$. Extending what we did for gradients, we define a number type `HessianTracer` which contains a primal value $y \in \mathbb{R}$, its gradient sparsity pattern $\mathbf{1}[\nabla y(\mathbf{x})] \in \{0, 1\}^n$ and its Hessian sparsity pattern $\mathbf{1}[\nabla^2 y(\mathbf{x})] \in \{0, 1\}^{n \times n}$. Again, the Hessian in question is taken with respect to the input \mathbf{x} , and we will replace every intermediate scalar quantity in F with a `HessianTracer`. We start by turning every x_j into $(x_j, \mathbf{e}_j, \mathbf{0})$ (where the third term is the initial empty Hessian pattern), and at the end we recover $(F(\mathbf{x}), \mathbf{1}[\nabla F(\mathbf{x})], \mathbf{1}[\nabla^2 F(\mathbf{x})])$. This time, we need to describe how Hessian sparsity patterns propagate.

Remark 2. *Our `HessianTracer` is related to hyperdual numbers, which can be found in second-order forward-mode AD (Fike and Alonso, 2012). More precisely, it describes the sparsity pattern of a batched hyperdual number, which could be used to implement second-order batched forward-mode AD. One can also see it as the binary version of the sparse triplet in Dixon et al. (1990).*

3.2.2 Propagation rules

Applying the framework we used for Jacobian tracing to second-order derivatives, we obtain:

$$\mathbf{1}[\nabla^2 \gamma] = \begin{array}{|l} \mathbf{1}[\partial_1 \varphi] \cdot \mathbf{1}[\nabla^2 \alpha] \quad \vee \quad \mathbf{1}[\partial_2 \varphi] \cdot \mathbf{1}[\nabla^2 \beta] \\ \vee \quad \mathbf{1}[\partial_1^2 \varphi] \cdot (\mathbf{1}[\nabla \alpha] \vee \mathbf{1}[\nabla \alpha]^\top) \quad \vee \quad \mathbf{1}[\partial_2^2 \varphi] \cdot (\mathbf{1}[\nabla \beta] \vee \mathbf{1}[\nabla \beta]^\top) \\ \vee \quad \mathbf{1}[\partial_{12}^2 \varphi] \cdot (\mathbf{1}[\nabla \alpha] \vee \mathbf{1}[\nabla \beta]^\top) \quad \vee \quad \mathbf{1}[\partial_{12}^2 \varphi] \cdot (\mathbf{1}[\nabla \beta] \vee \mathbf{1}[\nabla \alpha]^\top) \end{array} \quad (3)$$

The full derivation of this equation can be found in appendix A.3. As we can see, the propagation of Hessian sparsity patterns through the operator φ only depends on five values:

$$\mathbf{1}[\partial_1 \varphi], \quad \mathbf{1}[\partial_2 \varphi], \quad \mathbf{1}[\partial_1^2 \varphi], \quad \mathbf{1}[\partial_2^2 \varphi] \quad \text{and} \quad \mathbf{1}[\partial_{12}^2 \varphi]$$

These binary values tell us whether the operator φ locally depends on each of its arguments at the first and second order.

Thanks to operator overloading at the scalar level, if the control flow reaches a dead end (a value which is not reused for the function output), the corresponding dependencies will not appear in the computed sparsity pattern. This contrasts with the method of (Walther, 2008), where all intermediate values contribute to the final result, leading to potential overestimation of the Hessian pattern.

3.2.3 Second-order operator classification

To implement equation 3, we need to refine the classification from Table 1 by considering second derivatives. Once again, the distinction between local and global sparsity plays a key role. Some examples are given in Table 2.

Operator $\varphi(\alpha, \beta)$	Local			Global		
	$\mathbf{1}[\partial_1^2 \varphi]$	$\mathbf{1}[\partial_2^2 \varphi]$	$\mathbf{1}[\partial_{12}^2 \varphi]$	$\mathbf{1}[\partial_1^2 \varphi]$	$\mathbf{1}[\partial_2^2 \varphi]$	$\mathbf{1}[\partial_{12}^2 \varphi]$
exp, log	1	–	–	1	–	–
+, –, max, min	0	0	0	0	0	0
*	0	0	1 a.e.	0	0	1
/	0	1 a.e.	1 a.e.	0	1	1

Table 2: Second-order classification of operators

Unary operators have no second argument. “a.e.” means “almost everywhere” for the Lebesgue measure

3.3 Tensor-level overloads

For the detection of global sparsity patterns, overloads are not exclusively implemented on a scalar level, but also on tensors of `GradientTracers` and `HessianTracers`. This allows us to bypass the original scalar computational graph for increased computational performance without any loss of precision.

For example, when multiplying matrices of tracers, instead of falling back to elementwise multiplication and addition, we can first contract the sparsity patterns in both matrices along rows and columns respectively to avoid redundant computations. Similar overloads are implemented for common matrix operators like matrix norms and determinants. An in-depth derivation of matrix multiplication is given in appendix A.4.

4 Software implementation

Our ASD pipeline comprises three independent packages:

1. `SparseConnectivityTracer.jl` for sparsity detection (Hill and Dalle, 2024);
2. `SparseMatrixColorings.jl` for coloring (Dalle and Montoisson, 2025);
3. `DifferentiationInterface.jl` for differentiation (Dalle and Hill, 2025), inspired by a previous attempt called `AbstractDifferentiation.jl` (Schäfer et al., 2022).

The first one is described in section 3 (with some implementation details in appendix A.5), the other two will be described in future papers. These packages work together to compute sparse Jacobians and Hessians of (nearly) arbitrary Julia functions. Because `DifferentiationInterface.jl` provides a common syntax for every AD system in the Julia language, our software stack enables ASD in all of them. Possible choices include `ForwardDiff.jl` (Revels et al., 2016), `ReverseDiff.jl` (Revels and Pearson, 2016), `Zygote.jl` (Innes, 2019; Innes et al., 2019) and `Enzyme.jl` (Moses and Churavy, 2020; Moses et al., 2021).

This new ASD pipeline replaces and improves upon the previous state-of-the-art in Julia, which combined `Symbolics.jl` with `SparseDiffTools.jl` (Gowda et al., 2019). Not only is it more generic with respect to the AD backend, it also much faster (see the benchmarks in Section 5). As a result, it is already used by the SciML ecosystem⁴ (Julia’s equivalent of SciPy), e.g. for nonlinear root-finding (Pal et al., 2024) and constrained optimization (Dixit and Rackauckas, 2023). An demonstration of the code can be found in appendix A.6, where the Jacobian of a convolutional layer is computed.

5 Numerical experiments

All experiments and benchmarks were run using Julia 1.11 on an Apple M3 Pro CPU⁵ with 36 GB of RAM. To ensure reproducibility, we provide the complete source code and matching Julia environments in our public repository <https://anonymous.4open.science/r/sparse-differentiation-paper/>.

5.1 Jacobian sparsity detection

To compare the performance of `SparseConnectivityTracer.jl` (SCT) with `Symbolics.jl`, we benchmark on the same example as Gowda et al. (2019), the *Brusselator* semilinear partial differential equation (PDE), which describes the spatial evolution of an autocatalytic chemical reaction (Prigogine and Lefever, 1968). The PDE is discretized to $N \times N \times 2$ ordinary differential equations using finite differences. Selected sparsity patterns are shown in Figure 2 and appendix A.7.

Table 3 compares the wall time of Jacobian sparsity pattern detection depending on the dimensionality N of the Brusselator PDE. SCT outperforms the state of the art by one order of magnitude on large problems

⁴<https://sciml.ai/>

⁵Since ASD leverages sparsity, we benchmark functions with sparse compute graphs that do not benefit from GPU parallelization.




Figure 2: Jacobian sparsity patterns of the discretized Brusselator PDE of size $N \times N \times 2$. Squares correspond to non-zero entries in the Jacobian, with colors resulting from greedy column coloring.

and two orders of magnitude on small problems. Since sparsity pattern detection usually is the bottleneck when applying ASD to small problems, this increase in performance opens up new use cases for ASD, as we will see in the following section.

Problem			Sparsity		Pattern detection ¹		
N	Inputs	Outputs	Zeros	Colors ²	Symbolics	SCT ³	
6	72	72	91.67%	9	$3.69 \cdot 10^{-3}$	$2.13 \cdot 10^{-5}$	(173.1)
12	288	288	97.92%	10	$1.58 \cdot 10^{-2}$	$8.85 \cdot 10^{-5}$	(178.7)
24	1152	1152	99.48%	10	$6.40 \cdot 10^{-2}$	$3.98 \cdot 10^{-4}$	(160.6)
48	4608	4608	99.87%	10	$2.71 \cdot 10^{-1}$	$2.20 \cdot 10^{-3}$	(123.2)
96	18432	18432	99.97%	10	$1.13 \cdot 10^0$	$1.87 \cdot 10^{-2}$	(60.5)
192	73728	73728	99.99%	10	$4.78 \cdot 10^0$	$2.05 \cdot 10^{-1}$	(23.3)

¹ Wall time in seconds.

² Number of colors resulting from greedy column coloring.

³ In parentheses: Wall time ratio compared to Symbolics.jl's pattern detection (higher is better).

Table 3: Performance comparison of Jacobian sparsity pattern detection on the Brusselator PDE.

5.2 Jacobian computation

Applying our full ASD pipeline from section 4, we benchmark the computation of Jacobians on the Brusselator PDE. This benchmark is representative for the application of ASD to the field of scientific machine learning, where it can be used to accelerate the computation of Jacobians in hybrid Neural ODEs (Chen et al., 2018), e.g. *Universal Differential Equations* (Rackauckas et al., 2021), which exhibit sparsity due to mechanistic priors.

We benchmark against *prepared* AD, referring to the pre-allocation of memory wherever necessary (e.g. for basis vectors). This preparation is done ahead of the computation and not included in the wall time, therefore corresponding to the best case scenario for AD. In the context of ASD, *prepared* additionally refers to pre-computed sparsity patterns and colorings. This corresponds to the best case scenario for ASD, measuring only matrix-vector products and decompression in the benchmarks. *Prepared* benchmarks are

therefore representative for applications which require the computation of multiple Jacobians of the same function, as the computational cost for preparation is amortized over time. The worst case scenario for ASD is the *unprepared* case, meaning that the reported wall time includes the computation of the sparsity pattern, the coloring as well as the allocation of memory and decompression. This corresponds to a one-off computation in which the sparsity pattern detection and coloring cannot be amortized. In both AD and ASD benchmarks, the forward-mode backend `ForwardDiff.jl` is used to evaluate JVPs.

The results are shown in Figure 3. For large problems, if a prepared sparsity pattern can be reused, ASD accelerates the computation of Jacobians by more than three orders of magnitude compared to classical AD. More surprisingly, on all but the smallest Brusselator problem ($N = 6$), one-off, unprepared ASD using SCT also outperforms prepared AD. A comparison with the benchmarks for `Symbolics.jl` in Table 3 reveals that sparsity detection previously was the bottleneck for small problems: for dimensions N between 6 and 48, the `Symbolics.jl` sparsity detection alone took more wall time than the full AD Jacobian computation. The performance of SCT therefore opens performance gains via one-off ASD to more problems. Detailed benchmark timings are given in appendix A.8.

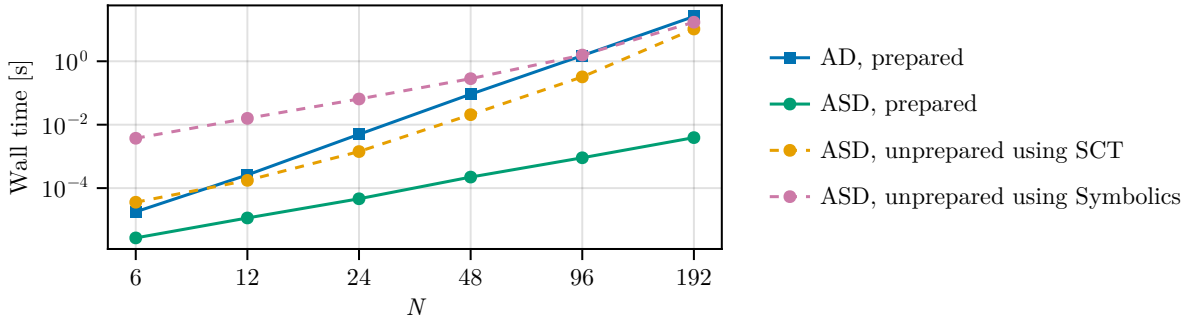


Figure 3: Performance comparison of AD and ASD Jacobian computations on the Brusselator PDE.

5.3 Hessian sparsity detection

At the core of power systems planning and power markets lies a nonlinear constrained optimization problem called the *alternating current optimal power flow* (ACOPF) problem. As of today, the full ACOPF remains unsolved. While approximate solution techniques exist, they result in unnecessary emissions and spending, with potential annual savings from an optimal solution estimated in the tens of billions of dollars (Cain et al., 2012). The problem has also attracted the interest of the ML community with recent developments in neural ACOPF solvers (Piloto et al., 2024). To validate algorithms for the OPF problem, a suite of benchmarks called *Power Grid Lib* (PGLib) has been developed by Babaeinejadsarookolae et al. (2021), which can be run via the `Rosetta OPF` (Coffrin, 2022) implementation of the ACOPF.

We benchmark the sparsity pattern detection of `Symbolics.jl` and SCT on the Hessian of the Lagrangian of several PGLib optimization problems. A selection of benchmarks is shown in Table 4, whereas full results can be found in appendix A.9. SCT outperforms `Symbolics.jl` on every problem, regardless of size and sparsity.

5.4 Hessian computation

We now apply the full ASD pipeline from section 4 to compute the Hessian of the Lagrangian of several PGLib optimization problems. Table 5 shows selected benchmarks, while the full results can be found in appendix A.9, Table 8. Our methodology with respect to *prepared* and *unprepared* computations mirrors that used in subsection 5.2. In both AD and ASD benchmarks, `ForwardDiff.jl` is used over the reverse-mode backend `ReverseDiff.jl` to evaluate HVPs. For large problems, prepared ASD provides an increase in performance of three orders of magnitude over AD. Even one-off unprepared ASD provides performance benefits over AD in all PGLib cases. Once again, performance gains of one-off ASD on small problems are largely due to the performance of SCT: timings of the `3_lmbd` problem in Table 5 reveal that just the

Problem		Sparsity		Pattern detection ¹		
Name	Inputs	Zeros	Colors ²	Symbolics	SCT ³	
<i>3_lmbd</i>	24	91.15%	6	$1.29 \cdot 10^{-3}$	$5.59 \cdot 10^{-5}$	(23.1)
<i>60_c</i>	518	99.56%	12	$5.15 \cdot 10^{-2}$	$5.76 \cdot 10^{-3}$	(8.9)
<i>240_pserc</i>	2558	99.91%	16	$6.72 \cdot 10^{-1}$	$7.32 \cdot 10^{-2}$	(9.2)
<i>1951_rte</i>	15018	99.98%	20	$3.10 \cdot 10^1$	$6.50 \cdot 10^{-1}$	(47.7)
<i>2746wp_k</i>	19520	99.99%	14	$6.35 \cdot 10^1$	$1.04 \cdot 10^0$	(60.9)
<i>3375wp_k</i>	24350	99.99%	18	$1.27 \cdot 10^2$	$9.82 \cdot 10^{-1}$	(128.9)

¹ Wall time in seconds.

² Number of colors resulting from greedy symmetric coloring.

³ In parentheses: Wall time ratio compared to Symbolics.jl’s pattern detection (higher is better).

Table 4: Performance comparison of Hessian sparsity pattern detection on the Lagrangian of PGLib optimization problems.

Problem		Sparsity		Hessian computation ¹			
Name	Inputs	Zeros	Colors ²	AD (prepared)	ASD (prepared) ³		ASD (unprepared) ³
<i>3_lmbd</i>	24	91.15%	6	$1.82 \cdot 10^{-4}$	$8.29 \cdot 10^{-5}$	(2.2)	$1.45 \cdot 10^{-4}$ (1.3)
<i>60_c</i>	518	99.56%	12	$1.15 \cdot 10^{-1}$	$2.36 \cdot 10^{-3}$	(48.6)	$8.61 \cdot 10^{-3}$ (13.3)
<i>240_pserc</i>	2558	99.91%	16	$3.51 \cdot 10^0$	$2.50 \cdot 10^{-2}$	(140.2)	$1.04 \cdot 10^{-1}$ (33.6)
<i>1951_rte</i>	15018	99.98%	20	$2.00 \cdot 10^2$	$1.54 \cdot 10^{-1}$	(1293.4)	$1.00 \cdot 10^0$ (199.1)
<i>2746wp_k</i>	19520	99.99%	14	$3.53 \cdot 10^2$	$1.77 \cdot 10^{-1}$	(1991.4)	$1.51 \cdot 10^0$ (234.5)
<i>3375wp_k</i>	24350	99.99%	18	$6.25 \cdot 10^2$	$2.54 \cdot 10^{-1}$	(2463.9)	$1.71 \cdot 10^0$ (365.1)

¹ Wall time in seconds.

² Number of colors resulting from greedy symmetric coloring.

³ In parentheses: Wall time ratio compared to prepared AD (higher is better).

Table 5: Performance comparison of AD and ASD Hessian computation on the Lagrangian of PGLib optimization problems.

sparsity detection of `Symbolics.jl` alone was previously less performant than the full computation of the Hessian with AD.

6 Conclusion

ASD is an essential part of the scientific computing toolkit. While its core ideas have been known for decades, its adoption in high-level ML frameworks is still lagging. We presented a refreshed formulation of sparsity detection using operator overloading, and described an efficient software pipeline which is already used at scale. Our hope is that such advances can spark renewed interest in sparse differentiation in the ML community and enable the practical use of Jacobian and Hessian matrices in domains where they were previously considered too expensive to compute.

Still, there are numerous research avenues to pursue. On the theoretical side, sparsity detection could be generalized to encompass various kinds of structures and symmetries, for instance block structure. This in turn could lead to efficient decomposition techniques for large-scale problems in a variety of domains. On the practical side, our operator overloading implementation only supports a limited amount of control flow when computing global sparsity patterns, for which some amount of program transformation is needed. The packages we developed were designed for CPUs, but deep learning applications will require GPU support and allocation-free routines, leveraging hardware-specific primitives. Finally, we plan to explore interoperability or adaptation for the Python language, which is the default choice in modern ML workflows.

Author Contributions

Both authors contributed equally:

- Adrian Hill wrote most of the code in `SparseConnectivityTracer.jl` and the experimental part of the present paper.
- Guillaume Dalle wrote most of the code in `DifferentiationInterface.jl` and `SparseMatrixColorings.jl` and most of the theoretical part of the present paper.

Acknowledgments

We would like to thank Alexis Montoison for his valuable feedback and his work on `SparseMatrixColorings.jl`. We also thank Klaus-Robert Müller, Andreas Ziehe, Niklas Schmitz, Stefan Gugler and Marcel Langer for insightful discussions and feedback. Furthermore, we gratefully acknowledge funding from the German Federal Ministry of Education and Research under the grant BIFOLD25B.

References

- M. Abadi, A. Agarwal, P. Barham, E. Brevdo, Z. Chen, C. Citro, G. S. Corrado, A. Davis, J. Dean, M. Devin, S. Ghemawat, I. Goodfellow, A. Harp, G. Irving, M. Isard, Y. Jia, R. Jozefowicz, L. Kaiser, M. Kudlur, J. Levenberg, D. Mané, R. Monga, S. Moore, D. Murray, C. Olah, M. Schuster, J. Shlens, B. Steiner, I. Sutskever, K. Talwar, P. Tucker, V. Vanhoucke, V. Vasudevan, F. Viégas, O. Vinyals, P. Warden, M. Wattenberg, M. Wicke, Y. Yu, and X. Zheng. TensorFlow: Large-scale machine learning on heterogeneous systems, 2015. URL <https://www.tensorflow.org/>.
- E. Anderson, Z. Bai, C. Bischof, S. Blackford, J. Demmel, J. Dongarra, J. Du Croz, A. Greenbaum, S. Hammarling, A. McKenney, and D. Sorensen. *LAPACK Users' Guide*. Society for Industrial and Applied Mathematics, Philadelphia, PA, 3 edition, 1999. ISBN 0-89871-447-8 (paperback).
- J. A. E. Andersson, J. Gillis, G. Horn, J. B. Rawlings, and M. Diehl. CasADi: A software framework for nonlinear optimization and optimal control. *Mathematical Programming Computation*, 11(1):1–36, Mar. 2019. ISSN 1867-2957. doi: 10.1007/s12532-018-0139-4. URL <https://doi.org/10.1007/s12532-018-0139-4>.
- S. Babaeinejadsarookolaee, A. Birchfield, R. D. Christie, C. Coffrin, C. DeMarco, R. Diao, M. Ferris, S. Fliscounakis, S. Greene, R. Huang, C. Jozs, R. Korab, B. Lesieutre, J. Maeght, T. W. K. Mak, D. K. Molzahn, T. J. Overbye, P. Panciatici, B. Park, J. Snodgrass, A. Tbaileh, P. V. Hentenryck, and R. Zimmerman. The Power Grid Library for Benchmarking AC Optimal Power Flow Algorithms, Jan. 2021. URL <http://arxiv.org/abs/1908.02788>.
- W. Baur and V. Strassen. The complexity of partial derivatives. *Theoretical Computer Science*, 22(3):317–330, Feb. 1983. ISSN 0304-3975. doi: 10.1016/0304-3975(83)90110-X. URL <https://www.sciencedirect.com/science/article/pii/030439758390110X>.
- A. G. Baydin, B. A. Pearlmutter, A. A. Radul, and J. M. Siskind. Automatic Differentiation in Machine Learning: A Survey. *Journal of Machine Learning Research*, 18(153):1–43, 2018. ISSN 1533-7928. URL <http://jmlr.org/papers/v18/17-468.html>.
- M. Betancourt. A Conceptual Introduction to Hamiltonian Monte Carlo, July 2018. URL <http://arxiv.org/abs/1701.02434>.
- J. Bezanson, A. Edelman, S. Karpinski, and V. B. Shah. Julia: A Fresh Approach to Numerical Computing. *SIAM Review*, 59(1):65–98, Jan. 2017. ISSN 0036-1445, 1095-7200. doi: 10.1137/141000671. URL <https://epubs.siam.org/doi/10.1137/141000671>.

-
- C. Bischof, A. Carle, G. Corliss, A. Griewank, and P. Hovland. ADIFOR—Generating Derivative Codes from Fortran Programs. *Scientific Programming*, 1(1):717832, 1992. ISSN 1875-919X. doi: 10.1155/1992/717832. URL <https://onlinelibrary.wiley.com/doi/abs/10.1155/1992/717832>.
- C. H. Bischof, P. M. Khademi, A. Buaricha, and C. Alan. Efficient computation of gradients and Jacobians by dynamic exploitation of sparsity in automatic differentiation. *Optimization Methods and Software*, 7(1):1–39, Jan. 1996. ISSN 1055-6788. doi: 10.1080/10556789608805642. URL <https://doi.org/10.1080/10556789608805642>.
- L. S. Blackford, A. Petitet, R. Pozo, K. Remington, R. C. Whaley, J. Demmel, J. Dongarra, I. Duff, S. Hammarling, and G. Henry. An updated set of basic linear algebra subprograms (BLAS). *ACM Transactions on Mathematical Software*, 28(2):135–151, June 2002. ISSN 0098-3500. doi: 10.1145/567806.567807.
- M. Blondel and V. Roulet. The Elements of Differentiable Programming, July 2024. URL <http://arxiv.org/abs/2403.14606>.
- M. Blondel, Q. Berthet, M. Cuturi, R. Frostig, S. Hoyer, F. Llinares-López, F. Pedregosa, and J.-P. Vert. Efficient and Modular Implicit Differentiation. In *Advances in Neural Information Processing Systems*, Oct. 2022. URL https://openreview.net/forum?id=Q-HOv_zn6G.
- J. Bradbury, R. Frostig, P. Hawkins, M. J. Johnson, C. Leary, D. Maclaurin, G. Necula, A. Paszke, J. VanderPlas, S. Wanderman-Milne, and Q. Zhang. JAX: Composable transformations of Python+NumPy programs, 2018. URL <http://github.com/google/jax>.
- M. Braun. sparseHessianFD : An R Package for Estimating Sparse Hessian Matrices. *Journal of Statistical Software*, 82(10), 2017. ISSN 1548-7660. doi: 10.18637/jss.v082.i10. URL <http://www.jstatsoft.org/v82/i10/>.
- M. B. Cain, R. P. O’neill, and A. Castillo. History of optimal power flow and formulations. Technical report, Citeseer, 2012. URL <https://www.ferc.gov/sites/default/files/2020-05/acopf-1-history-formulation-testing.pdf>.
- R. T. Q. Chen, Y. Rubanova, J. Bettencourt, and D. K. Duvenaud. Neural Ordinary Differential Equations. In *Advances in Neural Information Processing Systems*, volume 31. Curran Associates, Inc., 2018. URL <https://proceedings.neurips.cc/paper/2018/hash/69386f6bb1dfed68692a24c8686939b9-Abstract.html>.
- C. Coffrin. Rosetta OPF: AC-OPF Implementations in Various NLP Modeling Frameworks, 2022. URL <https://github.com/lanl-ansi/rosetta-opf>.
- T. F. Coleman and A. Verma. ADMAT: An automatic differentiation toolbox for MATLAB. In *Proceedings of the SIAM Workshop on Object Oriented Methods for Inter-Operable Scientific and Engineering Computing*, SIAM, Philadelphia, PA, volume 2, 1998.
- T. F. Coleman and A. Verma. ADMIT-1: Automatic differentiation and MATLAB interface toolbox. *ACM Trans. Math. Softw.*, 26(1):150–175, Mar. 2000. ISSN 0098-3500. doi: 10.1145/347837.347879. URL <https://dl.acm.org/doi/10.1145/347837.347879>.
- A. R. Curtis, M. J. D. Powell, and J. K. Reid. On the Estimation of Sparse Jacobian Matrices. *IMA Journal of Applied Mathematics*, 13(1):117–119, Feb. 1974. ISSN 0272-4960. doi: 10.1093/imamat/13.1.117. URL <https://doi.org/10.1093/imamat/13.1.117>.
- M. Dagréou, P. Ablin, S. Vaiter, and T. Moreau. How to compute Hessian-vector products? In *The Third Blogpost Track at ICLR 2024*, Feb. 2024. URL <https://openreview.net/forum?id=rTgjtGP30>.
- G. Dalle and A. Hill. DifferentiationInterface.jl, Jan. 2025. URL <https://doi.org/10.5281/zenodo.14728133>.

-
- G. Dalle and A. Montoisson. SparseMatrixColorings.jl, Jan. 2025. URL <https://doi.org/10.5281/zenodo.14730552>.
- T. Davis. DrTimothyAldenDavis/SuiteSparse, May 2024. URL <https://github.com/DrTimothyAldenDavis/SuiteSparse>.
- V. K. Dixit and C. Rackauckas. Optimization.jl: A Unified Optimization Package. Zenodo, Mar. 2023. URL <https://zenodo.org/records/7738525>.
- L. C. W. Dixon, Z. Maany, and M. Mohseninia. Automatic differentiation of large sparse systems. *Journal of Economic Dynamics and Control*, 14(2):299–311, May 1990. ISSN 0165-1889. doi: 10.1016/0165-1889(90)90023-A. URL <https://www.sciencedirect.com/science/article/pii/016518899090023A>.
- I. Dunning, J. Huchette, and M. Lubin. JuMP: A Modeling Language for Mathematical Optimization. *SIAM Review*, 59(2):295–320, Jan. 2017. ISSN 0036-1445. doi: 10/gftshn. URL <https://epubs.siam.org/doi/abs/10.1137/15M1020575>.
- J. A. Fike and J. J. Alonso. Automatic Differentiation Through the Use of Hyper-Dual Numbers for Second Derivatives. In S. Forth, P. Hovland, E. Phipps, J. Utke, and A. Walther, editors, *Recent Advances in Algorithmic Differentiation*, pages 163–173, Berlin, Heidelberg, 2012. Springer. ISBN 978-3-642-30023-3. doi: 10.1007/978-3-642-30023-3_15.
- R. A. Fisher. Theory of statistical estimation. In *Mathematical Proceedings of the Cambridge Philosophical Society*, volume 22, pages 700–725. Cambridge University Press, 1925. doi: 10.1017/S0305004100009580.
- S. A. Forth. An efficient overloaded implementation of forward mode automatic differentiation in MATLAB. *ACM Transactions on Mathematical Software*, 32(2):195–222, June 2006. ISSN 0098-3500. doi: 10.1145/1141885.1141888. URL <https://dl.acm.org/doi/10.1145/1141885.1141888>.
- R. Fourer, D. M. Gay, and B. W. Kernighan. A Modeling Language for Mathematical Programming. *Management Science*, 36(5):519–554, May 1990. ISSN 0025-1909. doi: 10.1287/mnsc.36.5.519. URL <https://pubsonline.informs.org/doi/abs/10.1287/mnsc.36.5.519>.
- A. H. Gebremedhin, F. Manne, and A. Pothen. What Color Is Your Jacobian? Graph Coloring for Computing Derivatives. *SIAM Review*, 47(4):629–705, Jan. 2005. ISSN 0036-1445. doi: 10/cmwds4. URL <https://epubs.siam.org/doi/abs/10.1137/S0036144504444711>.
- A. H. Gebremedhin, D. Nguyen, M. M. A. Patwary, and A. Pothen. ColPack: Software for graph coloring and related problems in scientific computing. *ACM Transactions on Mathematical Software*, 40(1):1:1–1:31, Oct. 2013. ISSN 0098-3500. doi: 10.1145/2513109.2513110. URL <https://dl.acm.org/doi/10.1145/2513109.2513110>.
- U. Geitner, J. Utke, and A. Griewank. Automatic Computation of Sparse Jacobians by Applying the Method of Newsam and Ramsdell. 1995. URL <https://www.semanticscholar.org/paper/Automatic-Computation-of-Sparse-Jacobians-by-the-of-Geitner-Utke/1ed218348fff39e9642d7b7ac38cf0dd66aea47b>.
- R. Giering and T. Kaminski. Automatic Sparsity Detection Implemented as a Source-to-Source Transformation. In V. N. Alexandrov, G. D. van Albada, P. M. A. Sloot, and J. Dongarra, editors, *Computational Science – ICCS 2006*, pages 591–598, Berlin, Heidelberg, 2006. Springer. ISBN 978-3-540-34386-8. doi: 10.1007/11758549_81.
- M. Girolami and B. Calderhead. Riemann Manifold Langevin and Hamiltonian Monte Carlo Methods. *Journal of the Royal Statistical Society Series B: Statistical Methodology*, 73(2):123–214, Mar. 2011. ISSN 1369-7412. doi: 10.1111/j.1467-9868.2010.00765.x. URL <https://doi.org/10.1111/j.1467-9868.2010.00765.x>.

-
- S. Gowda, Y. Ma, V. Churavy, A. Edelman, and C. Rackauckas. Sparsity Programming: Automated Sparsity-Aware Optimizations in Differentiable Programming. In *Program Transformations for ML Workshop at NeurIPS 2019*, Sept. 2019. URL <https://openreview.net/forum?id=rJlPdcY38B>.
- S. Gowda, Y. Ma, A. Cheli, M. Gwózzdź, V. B. Shah, A. Edelman, and C. Rackauckas. High-performance symbolic-numeric via multiple dispatch. *ACM Commun. Comput. Algebra*, 55(3):92–96, Jan. 2022. ISSN 1932-2232. doi: 10.1145/3511528.3511535. URL <https://dl.acm.org/doi/10.1145/3511528.3511535>.
- R. M. Gower and M. P. Mello. A new framework for the computation of Hessians. *Optimization Methods and Software*, 27(2):251–273, Apr. 2012. ISSN 1055-6788. doi: 10.1080/10556788.2011.580098. URL <https://doi.org/10.1080/10556788.2011.580098>.
- R. M. Gower and M. P. Mello. Computing the sparsity pattern of Hessians using automatic differentiation. *ACM Transactions on Mathematical Software*, 40(2):10:1–10:15, Mar. 2014. ISSN 0098-3500. doi: 10.1145/2490254. URL <https://dl.acm.org/doi/10.1145/2490254>.
- A. Griewank and C. Mitev. Detecting Jacobian sparsity patterns by Bayesian probing. *Mathematical Programming*, 93(1):1–25, June 2002. ISSN 1436-4646. doi: 10.1007/s101070100281. URL <https://doi.org/10.1007/s101070100281>.
- A. Griewank and S. Reese. On the calculation of Jacobian matrices by the Markowitz rule. Technical Report ANL/CP-75176; CONF-910189-4, Argonne National Lab., IL (United States), Dec. 1991. URL <https://www.osti.gov/biblio/10118065>.
- A. Griewank and A. Walther. *Evaluating Derivatives: Principles and Techniques of Algorithmic Differentiation*. Society for Industrial and Applied Mathematics, Philadelphia, PA, 2nd ed edition, 2008. ISBN 978-0-89871-659-7. URL <https://epubs.siam.org/doi/book/10.1137/1.9780898717761>.
- A. Griewank, D. Juedes, and J. Utke. Algorithm 755: ADOL-C: A package for the automatic differentiation of algorithms written in C/C++. *ACM Transactions on Mathematical Software*, 22(2):131–167, June 1996. ISSN 0098-3500. doi: 10.1145/229473.229474. URL <https://dl.acm.org/doi/10.1145/229473.229474>.
- M. Hestenes and E. Stiefel. Methods of conjugate gradients for solving linear systems. *Journal of Research of the National Bureau of Standards*, 49(6):409, Dec. 1952. ISSN 0091-0635. doi: 10.6028/jres.049.044. URL https://nvlpubs.nist.gov/nistpubs/jres/049/jresv49n6p409_A1b.pdf.
- A. Hill and G. Dalle. SparseConnectivityTracer.jl. Zenodo, Oct. 2024. URL <https://zenodo.org/records/13961066>.
- M. Innes. Flux: Elegant machine learning with Julia. *Journal of Open Source Software*, 3(25):602, May 2018. ISSN 2475-9066. doi: 10.21105/joss.00602. URL <http://joss.theoj.org/papers/10.21105/joss.00602>.
- M. Innes. Don’t Unroll Adjoint: Differentiating SSA-Form Programs, Mar. 2019. URL <http://arxiv.org/abs/1810.07951>.
- M. Innes, E. Saba, K. Fischer, D. Gandhi, M. C. Rudilosso, N. M. Joy, T. Karmali, A. Pal, and V. Shah. Fashionable Modelling with Flux, Nov. 2018. URL <http://arxiv.org/abs/1811.01457>.
- M. Innes, A. Edelman, K. Fischer, C. Rackauckas, E. Saba, V. B. Shah, and W. Tebbutt. A Differentiable Programming System to Bridge Machine Learning and Scientific Computing, July 2019. URL <http://arxiv.org/abs/1907.07587>.
- JuliaDiff contributors. JuliaDiff/SparseDiffTools.jl, Oct. 2024. URL <https://github.com/JuliaDiff/SparseDiffTools.jl>.

-
- R. V. Kharche and S. A. Forth. Source Transformation for MATLAB Automatic Differentiation. In V. N. Alexandrov, G. D. van Albada, P. M. A. Sloot, and J. Dongarra, editors, *Computational Science – ICCS 2006*, pages 558–565, Berlin, Heidelberg, 2006. Springer. ISBN 978-3-540-34386-8. doi: 10.1007/11758549_77.
- J. Z. Kolter, D. Duvenaud, and M. Johnson. Deep Implicit Layers - Neural ODEs, Deep Equilibrium Models, and Beyond, 2020. URL <http://implicit-layers-tutorial.org/>.
- K. Kristensen, A. Nielsen, C. W. Berg, H. Skaug, and B. M. Bell. TMB: Automatic Differentiation and Laplace Approximation. *Journal of Statistical Software*, 70:1–21, Apr. 2016. ISSN 1548-7660. doi: 10.18637/jss.v070.i05. URL <https://doi.org/10.18637/jss.v070.i05>.
- C. L. Lawson, R. J. Hanson, D. R. Kincaid, and F. T. Krogh. Basic Linear Algebra Subprograms for Fortran Usage. *ACM Transactions on Mathematical Software*, 5(3):308–323, Sept. 1979. ISSN 0098-3500. doi: 10.1145/355841.355847. URL <https://dl.acm.org/doi/10.1145/355841.355847>.
- Y. A. LeCun, L. Bottou, G. B. Orr, and K.-R. Müller. Efficient BackProp. In G. Montavon, G. B. Orr, and K.-R. Müller, editors, *Neural Networks: Tricks of the Trade: Second Edition*, pages 9–48. Springer, Berlin, Heidelberg, 2012. ISBN 978-3-642-35289-8. doi: 10.1007/978-3-642-35289-8_3. URL https://doi.org/10.1007/978-3-642-35289-8_3.
- W. Moses and V. Churavy. Instead of Rewriting Foreign Code for Machine Learning, Automatically Synthesize Fast Gradients. In *Advances in Neural Information Processing Systems*, volume 33, pages 12472–12485. Curran Associates, Inc., 2020. URL <https://proceedings.neurips.cc/paper/2020/hash/9332c513ef44b682e9347822c2e457ac-Abstract.html>.
- W. S. Moses. Automated Derivative Sparsity via Dead Code Elimination, 2023. URL <https://c.wsmoses.com/presentations/weuroad23.pdf>.
- W. S. Moses, V. Churavy, L. Paehler, J. Hüchelheim, S. H. K. Narayanan, M. Schanen, and J. Doerfert. Reverse-mode automatic differentiation and optimization of GPU kernels via Enzyme. In *Proceedings of the International Conference for High Performance Computing, Networking, Storage and Analysis, SC '21*, pages 1–16, New York, NY, USA, Nov. 2021. Association for Computing Machinery. ISBN 978-1-4503-8442-1. doi: 10.1145/3458817.3476165. URL <https://doi.org/10.1145/3458817.3476165>.
- K. P. Murphy. *Probabilistic Machine Learning: An Introduction*. The MIT Press, Cambridge, Massachusetts, Mar. 2022. ISBN 978-0-262-04682-4.
- P. Nobel. Auto_diff: An automatic differentiation package for Python. In *Proceedings of the 2020 Spring Simulation Conference, SpringSim '20*, pages 1–12, San Diego, CA, USA, May 2020. Society for Computer Simulation International. ISBN 978-1-71381-288-3.
- J. Nocedal and S. Wright. *Numerical Optimization*. Springer, New York, NY, 2nd edition edition, July 2006. ISBN 978-0-387-30303-1.
- A. Pal, F. Holtorf, A. Larsson, T. Loman, Utkarsh, F. Schäfer, Q. Qu, A. Edelman, and C. Rackauckas. NonlinearSolve.jl: High-Performance and Robust Solvers for Systems of Nonlinear Equations in Julia, Mar. 2024. URL <http://arxiv.org/abs/2403.16341>.
- A. Paszke, S. Gross, F. Massa, A. Lerer, J. Bradbury, G. Chanan, T. Killeen, Z. Lin, N. Gimelshein, L. Antiga, A. Desmaison, A. Kopf, E. Yang, Z. DeVito, M. Raison, A. Tejani, S. Chilamkurthy, B. Steiner, L. Fang, J. Bai, and S. Chintala. PyTorch: An Imperative Style, High-Performance Deep Learning Library. In *Advances in Neural Information Processing Systems*, volume 32. Curran Associates, Inc., 2019. URL <https://proceedings.neurips.cc/paper/2019/hash/bdbca288fee7f92f2bfa9f7012727740-Abstract.html>.
- B. A. Pearlmutter. Fast Exact Multiplication by the Hessian. *Neural Computation*, 6(1):147–160, Jan. 1994. ISSN 0899-7667. doi: 10.1162/neco.1994.6.1.147. URL <https://ieeexplore.ieee.org/abstract/document/6796137>.

-
- C. G. Petra, F. Qiang, M. Lubin, and J. Huchette. On efficient Hessian computation using the edge pushing algorithm in Julia. *Optimization Methods and Software*, 33(4-6):1010–1029, Nov. 2018. ISSN 1055-6788. doi: 10.1080/10556788.2018.1480625. URL <https://doi.org/10.1080/10556788.2018.1480625>.
- L. Piloto, S. Liguori, S. Madjiheurem, M. Zgubic, S. Lovett, H. Tomlinson, S. Elster, C. Apps, and S. Witherspoon. CANOS: A Fast and Scalable Neural AC-OPF Solver Robust To N-1 Perturbations, Mar. 2024. URL <http://arxiv.org/abs/2403.17660>.
- M. J. D. Powell and Ph. L. Toint. On the Estimation of Sparse Hessian Matrices. *SIAM Journal on Numerical Analysis*, 16(6):1060–1074, Dec. 1979. ISSN 0036-1429. doi: 10.1137/0716078. URL <https://epubs.siam.org/doi/abs/10.1137/0716078>.
- I. Prigogine and R. Lefever. Symmetry Breaking Instabilities in Dissipative Systems. II. *The Journal of Chemical Physics*, 48(4):1695–1700, Feb. 1968. ISSN 0021-9606. doi: 10.1063/1.1668896. URL <https://doi.org/10.1063/1.1668896>.
- C. Rackauckas, Y. Ma, J. Martensen, C. Warner, K. Zubov, R. Supekar, D. Skinner, A. Ramadhan, and A. Edelman. Universal Differential Equations for Scientific Machine Learning, Nov. 2021. URL <http://arxiv.org/abs/2001.04385>.
- J. Revels and J. Pearson. ReverseDiff.jl: Reverse Mode Automatic Differentiation for Julia, 2016. URL <https://github.com/JuliaDiff/ReverseDiff.jl>.
- J. Revels, M. Lubin, and T. Papamarkou. Forward-Mode Automatic Differentiation in Julia, July 2016. URL <http://arxiv.org/abs/1607.07892>.
- C. Robert and G. Casella. *Monte Carlo Statistical Methods*. Springer New York, Aug. 2005. ISBN 978-0-387-21239-5.
- Y. Saad and M. H. Schultz. GMRES: A Generalized Minimal Residual Algorithm for Solving Nonsymmetric Linear Systems. *SIAM Journal on Scientific and Statistical Computing*, 7(3):856–869, July 1986. ISSN 0196-5204. doi: 10.1137/0907058. URL <https://epubs.siam.org/doi/abs/10.1137/0907058>.
- M. Schubert. Mfschubert/sparsejac, Sept. 2024. URL <https://github.com/mfschubert/sparsejac>.
- F. Schäfer, M. Tarek, L. White, and C. Rackauckas. AbstractDifferentiation.jl: Backend-agnostic differentiable programming in julia, 2022. URL <https://arxiv.org/abs/2109.12449>.
- S. Shin, F. Pacaud, and M. Anitescu. Accelerating Optimal Power Flow with GPUs: SIMD Abstraction of Nonlinear Programs and Condensed-Space Interior-Point Methods, Feb. 2024. URL <http://arxiv.org/abs/2307.16830>.
- D. Simpson. Un garçon pas comme les autres (Bayes) - An unexpected detour into partially symbolic, sparsity-expoiting autodiff; or Lord won't you buy me a Laplace approximation, May 2024. URL <https://dansblog.netlify.app/posts/2024-05-08-laplace/laplace>.
- J.-W. van de Meent, B. Paige, H. Yang, and F. Wood. An Introduction to Probabilistic Programming. *arXiv:1809.10756 [cs, stat]*, Oct. 2021. URL <http://arxiv.org/abs/1809.10756>.
- A. Walther. Computing sparse Hessians with automatic differentiation. *ACM Transactions on Mathematical Software*, 34(1):3:1–3:15, Jan. 2008. ISSN 0098-3500. doi: 10.1145/1322436.1322439. URL <https://dl.acm.org/doi/10.1145/1322436.1322439>.
- A. Walther. Getting Started with ADOL-C. *DROPS-IDN/v2/document/10.4230/DagSemProc.09061.10*, 2009. doi: 10.4230/DagSemProc.09061.10. URL <https://drops.dagstuhl.de/entities/document/10.4230/DagSemProc.09061.10>.
- A. Walther. On the Efficient Computation of Sparsity Patterns for Hessians. In S. Forth, P. Hovland, E. Phipps, J. Utke, and A. Walther, editors, *Recent Advances in Algorithmic Differentiation*, pages 139–149, Berlin, Heidelberg, 2012. Springer. ISBN 978-3-642-30023-3. doi: 10.1007/978-3-642-30023-3_13.

-
- M. Wang, A. Gebremedhin, and A. Pothen. Capitalizing on live variables: New algorithms for efficient Hessian computation via automatic differentiation. *Mathematical Programming Computation*, 8(4):393–433, Dec. 2016a. ISSN 1867-2957. doi: 10.1007/s12532-016-0100-3. URL <https://doi.org/10.1007/s12532-016-0100-3>.
- M. Wang, A. Pothen, and P. Hovland. Edge Pushing is Equivalent to Vertex Elimination for Computing Hessians. In *2016 Proceedings of the SIAM Workshop on Combinatorial Scientific Computing (CSC)*, Proceedings, pages 102–111. Society for Industrial and Applied Mathematics, Jan. 2016b. doi: 10.1137/1.9781611974690.ch11. URL <https://epubs.siam.org/doi/abs/10.1137/1.9781611974690.ch11>.
- M. J. Weinstein and A. V. Rao. Algorithm 984: ADiGator, a Toolbox for the Algorithmic Differentiation of Mathematical Functions in MATLAB Using Source Transformation via Operator Overloading. *ACM Transactions on Mathematical Software*, 44(2):21:1–21:25, Aug. 2017. ISSN 0098-3500. doi: 10.1145/3104990. URL <https://dl.acm.org/doi/10.1145/3104990>.
- J. Willkomm, C. H. Bischof, and H. M. Bücker. A new user interface for ADiMat: Toward accurate and efficient derivatives of MATLAB programmes with ease of use. *International Journal of Computational Science and Engineering*, 9(5-6):408–415, Jan. 2014. ISSN 1742-7185. doi: 10.1504/IJCSE.2014.064526. URL <https://www.inderscienceonline.com/doi/abs/10.1504/IJCSE.2014.064526>.

A Appendix

A.1 Applications

We enumerate concrete scenarios where Jacobians or Hessians appear naturally.

Second-order optimization. First on the list is Newton’s method (Nocedal and Wright, 2006, Chapter 3), a fast root-finding and optimization algorithm. To find a zero of the vector-to-vector function $f: \mathbb{R}^n \rightarrow \mathbb{R}^m$, Newton’s method performs the following iteration:

$$\mathbf{x}(t+1) = \mathbf{x}(t) - \partial f(\mathbf{x}(t))^{-1} f(\mathbf{x}(t)).$$

To minimize the vector-to-scalar function $f: \mathbb{R}^n \rightarrow \mathbb{R}$ without constraints, which amounts to finding a zero of the gradient $\nabla f(\mathbf{x})$, Newton’s method turns into:

$$\mathbf{x}(t+1) = \mathbf{x}(t) - \nabla^2 f(\mathbf{x}(t))^{-1} \nabla f(\mathbf{x}(t)).$$

In both cases, we need to solve a linear system of equations, involving either a Jacobian matrix $\partial f(\mathbf{x})$ or a Hessian matrix $\nabla^2 f(\mathbf{x})$ (which is the Jacobian of the gradient). Due to the size of the matrices involved, a lot of research effort went into quasi-Newton methods and their limited-memory variants (Nocedal and Wright, 2006, Chapters 6 and 7), which leverage cheap approximations of the inverse Hessian. Thanks to AD, such methods can be used for arbitrarily complex optimization problems.

Implicit differentiation. Another common use case is implicit differentiation, which has become more prevalent in ML with the rise of implicit layers (Kolter et al., 2020). When a vector-to-vector function $f(\mathbf{x})$ is defined implicitly by conditions of the form $g(f(\boldsymbol{\theta}), \boldsymbol{\theta}) = 0$, the implicit function theorem lets us recover the Jacobian of f by solving yet another linear system, this time with partial Jacobians:

$$\partial f(\boldsymbol{\theta}) = \partial_1 g(f(\boldsymbol{\theta}), \boldsymbol{\theta})^{-1} \partial_2 g(f(\boldsymbol{\theta}), \boldsymbol{\theta}).$$

For unconstrained optimization $f(\boldsymbol{\theta}) = \operatorname{argmin}_{\mathbf{y}} c(\mathbf{y}, \boldsymbol{\theta})$, the optimality criterion is $g(f(\boldsymbol{\theta}), \boldsymbol{\theta}) = \nabla_1 c(f(\boldsymbol{\theta}), \boldsymbol{\theta}) = 0$, and so we obtain a partial Hessian to invert. The recent survey by Blondel et al. (2022) gives more insights and examples on implicit differentiation and its connection to AD.

Probabilistic Modeling. Hessian matrices are an important part of the probabilistic modeling toolbox (Murphy, 2022). In frequentist statistics, the Fisher information matrix (Fisher, 1925) is defined as the expected Hessian of the negative log-likelihood:

$$\mathcal{I}(\boldsymbol{\theta}) = -\mathbb{E}_{\mathbf{x} \sim p(\cdot|\boldsymbol{\theta})} [\nabla_{\boldsymbol{\theta}}^2 \log p(\mathbf{x}|\boldsymbol{\theta})].$$

Its inverse gives an estimate of the variance for asymptotically Gaussian estimators. The Bayesian counterpart of this notion is Laplace approximation, whereby the posterior distribution of an estimator is approximated with a Gaussian. When the exact Hessian of the log-density is intractable to compute or inverse, diagonal approximations are a common workaround. As we witness a shift from simple models to full-fledged probabilistic programs (van de Meent et al., 2021), AD becomes a key requirement to handle inscrutable log-density functions.

Markov-Chain Monte-Carlo is a family of techniques that allow sampling from high-dimensional, unnormalized densities (Robert and Casella, 2005). To better exploit the geometry of a distribution, Hamiltonian Monte-Carlo (Betancourt, 2018) incorporates derivatives in the simulation, and those derivatives can be computed with AD. Its Riemannian extension (Girolami and Calderhead, 2011) gives a central role to the Fisher information matrix when defining the metric tensor.

In all of the applications mentioned above, we observe that (1) Jacobians and Hessians are useful objects, (2) they are often large and computed with AD, and (3) exact computation is deemed intractable, which seemingly justifies approximations. When the matrices in question exhibit sparsity, we claim that the last item should be examined more closely, and possibly refuted.

A.2 ASD implementations in high-level programming languages

Among scientific computing languages, ASD has percolated most prominently into the MATLAB ecosystem, but the closed-source nature of the language hinders adoption in ML communities. As for Python and R, their ASD libraries are currently less developed than their Julia counterparts.

MATLAB. The ADMIT package (Coleman and Verma, 2000) is similar to our Julia pipeline because it relies on an external (C or MATLAB) AD tool to compute sparse Jacobians and Hessians, augmenting it with coloring and compression. However, the chosen AD tool must also be able to detect Jacobian and Hessian sparsity patterns, as is the case for ADMAT (Coleman and Verma, 1998) and ADOL-C (Griewank et al., 1996). ADiMAT (Willkomm et al., 2014) has similar sparse functionality but requires user input for the sparsity pattern. The MAD (Forth, 2006) library offers two options for sparse Jacobians and Hessians: either coloring and compression, or direct use of sparse derivative storage inside elementary operations. MSAD (Kharche and Forth, 2006) enhances MAD by replacing operator overloading with source transformation. Finally, ADiGator (Weinstein and Rao, 2017) moves as much complexity as possible to compile time, in order to lessen the runtime impact of ASD.

Python. The main AD frameworks in Python are TensorFlow (Abadi et al., 2015), PyTorch (Paszke et al., 2019) and JAX (Bradbury et al., 2018). We are not aware of any ASD libraries for Tensorflow or PyTorch. In JAX, we only found `sparsejac` (Schubert, 2024), which is limited to Jacobians and does not support sparsity detection. A blog post by Simpson (2024) describes potential avenues for sparsity detection in JAX, but they are not fully implemented. Finally, the library `auto_diff` (Nobel, 2020) computes sparse Jacobians of plain NumPy code.

R. Our search for ASD in R turned up two packages: `sparseHessianFD` Braun (2017), which asks the user to provide a gradient, and TMB (Kristensen et al., 2016), which is focused on one statistical application and requires some of the code to be written in C++.

Remark 3. *During preparation of this paper, we became aware of ongoing work around Spadina (Moses, 2023), which relies on dead code removal during compilation to compute only nonzero matrix entries. It is planned to interface with Enzyme (Moses and Churavy, 2020; Moses et al., 2021) and JAX.*

A.3 Second-order propagation rules

We reuse the same framework as for Jacobian tracing in subsection 3.1.2, but this time we go one step further. Differentiating equation 1 once more with respect to x_i gives us:

$$\partial_{ij}^2 \gamma = \partial_i \partial_j \gamma = d_{x_i} [\partial_1 \varphi \cdot \partial_j \alpha] + d_{x_i} [\partial_2 \varphi \cdot \partial_j \beta]$$

Now we apply the product rule:

$$\partial_{ij}^2 \gamma = [d_{x_i} \partial_1 \varphi \cdot \partial_j \alpha + \partial_1 \varphi \cdot \partial_i \partial_j \alpha] + [d_{x_i} \partial_2 \varphi \cdot \partial_j \beta + \partial_2 \varphi \cdot \partial_i \partial_j \beta]$$

We recognize second-order derivatives in the second term of each bracket:

$$\partial_{ij}^2 \gamma = [d_{x_i} (\partial_1 \varphi) \cdot \partial_j \alpha + \partial_1 \varphi \cdot \partial_{ij}^2 \alpha] + [d_{x_i} (\partial_2 \varphi) \cdot \partial_j \beta + \partial_2 \varphi \cdot \partial_{ij}^2 \beta] \quad (4)$$

For the first term of each bracket, we can once again apply equation 1 but with the differentiated operators $\partial_1 \varphi$ and $\partial_2 \varphi$ instead of φ , and with the total derivative d_{x_i} instead of d_{x_j} :

$$\begin{aligned} d_{x_i} (\partial_1 \varphi) &= \partial_1 (\partial_1 \varphi) \cdot \partial_i \alpha + \partial_2 (\partial_1 \varphi) \cdot \partial_i \beta \\ &= \partial_1^2 \varphi \cdot \partial_i \alpha + \partial_{12}^2 \varphi \cdot \partial_i \beta \\ d_{x_i} (\partial_2 \varphi) &= \partial_1 (\partial_2 \varphi) \cdot \partial_i \alpha + \partial_2 (\partial_2 \varphi) \cdot \partial_i \beta \\ &= \partial_{12}^2 \varphi \cdot \partial_i \alpha + \partial_2^2 \varphi \cdot \partial_i \beta \end{aligned}$$

Plugging these into equation 4, we get:

$$\begin{aligned}\partial_{ij}^2\gamma &= [(\partial_1^2\varphi \cdot \partial_i\alpha + \partial_{12}^2\varphi \cdot \partial_i\beta) \cdot \partial_j\alpha + \partial_1\varphi \cdot \partial_{ij}^2\alpha] \\ &\quad + [(\partial_{12}^2\varphi \cdot \partial_i\alpha + \partial_2^2\varphi \cdot \partial_i\beta) \cdot \partial_j\beta + \partial_2\varphi \cdot \partial_{ij}^2\beta]\end{aligned}$$

And sorting by the operator derivatives involved, we conclude:

$$\begin{aligned}\partial_{ij}^2\gamma &= \partial_1\varphi \cdot \partial_{ij}^2\alpha + \partial_2\varphi \cdot \partial_{ij}^2\beta && \text{(first derivatives)} \\ &+ \partial_1^2\varphi \cdot \partial_i\alpha \cdot \partial_j\alpha + \partial_2^2\varphi \cdot \partial_i\beta \cdot \partial_j\beta && \text{(second derivatives)} \\ &+ \partial_{12}^2\varphi \cdot \partial_i\alpha \cdot \partial_j\beta + \partial_{12}^2\varphi \cdot \partial_i\beta \cdot \partial_j\alpha && \text{(cross derivatives)}\end{aligned}$$

Bringing the indices together with vector and matrix notation shows us:

$$\begin{aligned}\nabla^2\gamma &= \partial_1\varphi \cdot \nabla^2\alpha + \partial_2\varphi \cdot \nabla^2\beta \\ &\quad + \partial_1^2\varphi \cdot (\nabla\alpha)(\nabla\alpha)^\top + \partial_2^2\varphi \cdot (\nabla\beta)(\nabla\beta)^\top \\ &\quad + \partial_{12}^2\varphi \cdot (\nabla\alpha)(\nabla\beta)^\top + \partial_{12}^2\varphi \cdot (\nabla\beta)(\nabla\alpha)^\top\end{aligned}$$

And once again, the sparsity pattern emerges, using \vee for elementwise OR between two matrices:

$$\mathbf{1}[\nabla^2\gamma] = \begin{vmatrix} \mathbf{1}[\partial_1\varphi] \cdot \mathbf{1}[\nabla^2\alpha] & \vee & \mathbf{1}[\partial_2\varphi] \cdot \mathbf{1}[\nabla^2\beta] \\ \vee & \mathbf{1}[\partial_1^2\varphi] \cdot \mathbf{1}[(\nabla\alpha)(\nabla\alpha)^\top] & \vee & \mathbf{1}[\partial_2^2\varphi] \cdot \mathbf{1}[(\nabla\beta)(\nabla\beta)^\top] \\ \vee & \mathbf{1}[\partial_{12}^2\varphi] \cdot \mathbf{1}[(\nabla\alpha)(\nabla\beta)^\top] & \vee & \mathbf{1}[\partial_{12}^2\varphi] \cdot \mathbf{1}[(\nabla\beta)(\nabla\alpha)^\top] \end{vmatrix}$$

Let us generalize \vee to also represent the outer product OR between two vectors, so that $\mathbf{1}[\mathbf{a}\mathbf{b}^\top] = \mathbf{1}[\mathbf{a}] \vee \mathbf{1}[\mathbf{b}]^\top$. This gives our final expression:

$$\mathbf{1}[\nabla^2\gamma] = \begin{vmatrix} \mathbf{1}[\partial_1\varphi] \cdot \mathbf{1}[\nabla^2\alpha] & \vee & \mathbf{1}[\partial_2\varphi] \cdot \mathbf{1}[\nabla^2\beta] \\ \vee & \mathbf{1}[\partial_1^2\varphi] \cdot (\mathbf{1}[\nabla\alpha] \vee \mathbf{1}[\nabla\alpha]^\top) & \vee & \mathbf{1}[\partial_2^2\varphi] \cdot (\mathbf{1}[\nabla\beta] \vee \mathbf{1}[\nabla\beta]^\top) \\ \vee & \mathbf{1}[\partial_{12}^2\varphi] \cdot (\mathbf{1}[\nabla\alpha] \vee \mathbf{1}[\nabla\beta]^\top) & \vee & \mathbf{1}[\partial_{12}^2\varphi] \cdot (\mathbf{1}[\nabla\beta] \vee \mathbf{1}[\nabla\alpha]^\top) \end{vmatrix}$$

A.4 Tensor-level overload example: matrix multiplication

Using the standard matrix multiplication algorithm, propagating tracers through the matrix multiplication $\mathbf{C} = \mathbf{A}\mathbf{B}$ with $\mathbf{A} \in \mathbb{R}^{n \times p}$ and $\mathbf{B} \in \mathbb{R}^{p \times m}$ requires $n \cdot m \cdot p$ multiplications and $n \cdot m \cdot (p - 1)$ additions, since for all $n \cdot m$ entries $C_{i,j}$,

$$C_{i,j} = \sum_{k=1}^p A_{i,k} B_{k,j}. \quad (5)$$

Applying the first-order propagation rule from Equation 2 to the scalar multiplication operator

$$\gamma(\mathbf{x}) = \varphi(x_1, x_2) = x_1 x_2,$$

we obtain the global propagation rule

$$\mathbf{1}[\nabla\gamma] = \mathbf{1}[\partial_1\varphi] \cdot \mathbf{1}[\nabla x_1] \vee \mathbf{1}[\partial_2\varphi] \cdot \mathbf{1}[\nabla x_2] = \mathbf{1}[\nabla x_1] \vee \mathbf{1}[\nabla x_2].$$

An identical propagation rule can also be derived for addition. Inserting into Equation 5, we obtain

$$\mathbf{1}[\nabla C_{i,j}] = \bigvee_{k=1}^p \mathbf{1}[\nabla A_{i,k}] \vee \mathbf{1}[\nabla B_{k,j}],$$

which, if naively implemented, requires a total of $n \cdot m \cdot (2p - 1)$ elementwise OR operations to propagate tracers through the entire matrix multiplication. Rewriting this as the equivalent

$$\mathbf{1}[\nabla C_{i,j}] = \underbrace{\bigvee_{k=1}^p \mathbf{1}[\nabla A_{i,k}]}_{=:\mathbf{1}[\nabla \bar{A}_i]} \vee \underbrace{\bigvee_{k=1}^p \mathbf{1}[\nabla B_{k,j}]}_{=:\mathbf{1}[\nabla \bar{B}_j]}$$

reveals that we can instead first compute intermediate quantities $\mathbf{1}[\nabla \bar{A}_i]$ and $\mathbf{1}[\nabla \bar{B}_j]$ by taking $n \cdot (p - 1)$ elementwise OR operations across rows of \mathbf{A} and $m \cdot (p - 1)$ operations across columns of \mathbf{B} respectively. The total amount of operations is therefore reduced to $(n + m)(p - 1) + n \cdot m$, leading to a significant increase in performance.

A.5 Using index sets to represent sparse binary tensors

For the purposes of mathematical exposition, it was convenient to define `GradientTracer` and `HessianTracer` with sparse binary tensors $\mathbf{1}[\nabla y(\mathbf{x})] \in \{0, 1\}^n$ and $\mathbf{1}[\nabla^2 y(\mathbf{x})] \in \{0, 1\}^{n \times n}$. But in the code, these sparsity patterns can be represented as the sets of (pairs of) indices of non-zero entries:

$$\begin{aligned} \mathbf{1}_{\text{set}}[\nabla y(\mathbf{x})] &:= \{i \in \{1, \dots, n\} \text{ such that } \partial_i y(\mathbf{x}) \neq 0\} \\ \mathbf{1}_{\text{set}}[\nabla^2 y(\mathbf{x})] &:= \{(i, j) \in \{1, \dots, n\}^2 \text{ such that } \partial_{ij}^2 f(\mathbf{x}) \neq 0\} \end{aligned}$$

Every operation on sparse binary tensors has an equivalent on index sets:

- the elementwise OR $\mathbf{1}[\nabla \alpha] \vee \mathbf{1}[\nabla \beta]$ is a union $\mathbf{1}_{\text{set}}[\nabla \alpha] \cup \mathbf{1}_{\text{set}}[\nabla \beta]$,
- the outer product OR $\mathbf{1}[\nabla \alpha] \vee \mathbf{1}[\nabla \beta]^\top$ is a Cartesian product $\mathbf{1}_{\text{set}}[\nabla \alpha] \times \mathbf{1}_{\text{set}}[\nabla \beta]$.

We can thus translate equation 2 as

$$\mathbf{1}_{\text{set}}[\nabla \gamma] = \mathbf{1}[\partial_1 \varphi] \cdot \mathbf{1}_{\text{set}}[\nabla \alpha] \cup \mathbf{1}[\partial_2 \varphi] \cdot \mathbf{1}_{\text{set}}[\nabla \beta]$$

and equation 3 as

$$\mathbf{1}_{\text{set}}[\nabla^2 \gamma] = \begin{array}{l} \mathbf{1}[\partial_1 \varphi] \cdot \mathbf{1}_{\text{set}}[\nabla^2 \alpha] \quad \cup \quad \mathbf{1}[\partial_2 \varphi] \cdot \mathbf{1}_{\text{set}}[\nabla^2 \beta] \\ \cup \quad \mathbf{1}[\partial_1^2 \varphi] \cdot (\mathbf{1}_{\text{set}}[\nabla \alpha] \times \mathbf{1}_{\text{set}}[\nabla \alpha]) \quad \cup \quad \mathbf{1}[\partial_2^2 \varphi] \cdot (\mathbf{1}_{\text{set}}[\nabla \beta] \times \mathbf{1}_{\text{set}}[\nabla \beta]) \\ \cup \quad \mathbf{1}[\partial_{12}^2 \varphi] \cdot (\mathbf{1}_{\text{set}}[\nabla \alpha] \times \mathbf{1}_{\text{set}}[\nabla \beta]) \quad \cup \quad \mathbf{1}[\partial_{12}^2 \varphi] \cdot (\mathbf{1}_{\text{set}}[\nabla \beta] \times \mathbf{1}_{\text{set}}[\nabla \alpha]) \end{array}$$

In the end, the right choice of set implementation will depend on the performance of unions and iteration, as remarked by Walther (2012). The optimal set type depends on the dimensions of the problem, the sparsity level, and more generally the structure of the computational graph. Since there is no universal right answer, our generic implementation of `GradientTracer` and `HessianTracer` types allows users to select the sparsity pattern representation for their task.

A.6 Code demonstration

To demonstrate the generality of `SparseConnectivityTracer.jl`'s tracer-based sparsity approach, we compute the global Jacobian sparsity pattern of a convolutional layer provided by the deep learning framework `Flux.jl` (Innes et al., 2018; Innes, 2018).

```
using SparseConnectivityTracer, Flux # import required packages

x = randn(Float32, 10, 10, 3, 1) # create input tensor
layer = Conv((5, 5), 3 => 1) # create convolutional layer

detector = TracerSparsityDetector() # specify global sparsity pattern
jacobian_sparsity(layer, x, detector) # compute pattern
```

Listing 1: Detecting the Jacobian sparsity pattern of a convolutional layer using `SparseConnectivityTracer.jl`

The full code is shown in Listing 1. We import the two required packages and sample a random input tensor x in the size of a 10×10 image with 3 color channels and a batch size of 1. We then create a convolutional layer `Conv` with a kernel of size 5×5 , mapping the 3 input channels to a single output channel. To

compute global sparsity patterns, `TracerSparsityDetector` is specified⁶. The Jacobian sparsity pattern is then computed by calling the `jacobian_sparsity` function. Note that SCT doesn't implement custom overloads for convolutional layers. Instead, `Flux.jl`'s generic implementation of a convolution falls back to elementary operators like addition and multiplication, which are overloaded on SCT's `GradientTracer` and `HessianTracer` number types. This is enabled by Julia's *multiple dispatch* paradigm and doesn't require writing any additional code.

The resulting pattern is shown in Figure 4a, with colors resulting from subsequent greedy column coloring. The banded structure of the matrix results from the size of the convolutional kernel as well as the number of input channels. Figure 4b shows the pattern that results from increasing the batch size from 1 to 2. Since the convolutions of the two inputs in the batch are parallel and separable computations, the resulting sparsity pattern is a block diagonal matrix. Since this is the case for all separable parallel computations, sparsity pattern detection can be used as a tool to debug the automatic parallelization of computer programs. Figure 4c additionally increases the number of output channels from 1 to 2. Note that while the size of the Jacobian sparsity pattern increases across all three figures, the number of colors stays constant.

```
# Import required packages
using SparseConnectivityTracer # sparsity pattern detection
using SparseMatrixColorings   # sparsity pattern coloring
using DifferentiationInterface # common interface to AD backends
using ForwardDiff             # forward-mode AD backend
using Flux                    # deep learning framework

# Specify global sparsity pattern detection and coloring algorithm
detector = TracerSparsityDetector()
coloring = GreedyColoringAlgorithm()

# Specify AD and ASD backends
ad_backend = AutoForwardDiff()
asd_backend = AutoSparse(
    AutoForwardDiff(); sparsity_detector=detector, coloring_algorithm=coloring
)

# Create input tensor and convolutional layer
x = randn(Float32, 10, 10, 3, 1)
layer = Conv((5, 5), 3 => 1)

# Compute Jacobian
jacobian(layer, ad_backend, x) # using AD
jacobian(layer, asd_backend, x) # using ASD
```


Listing 2: Computing the Jacobian of a convolutional layer using the full ASD pipeline consisting of `SparseConnectivityTracer.jl`, `SparseMatrixColorings.jl` and `DifferentiationInterface.jl`

Listing 2 shows a code example for the full ASD pipeline described in section 4. Both AD and ASD are used to compute the Jacobian of a convolutional layer from `Flux.jl`. Note that since ASD is fully automatic, the only difference in code between an AD and ASD computation lies in the specification of the backend used to call to the `jacobian` function.

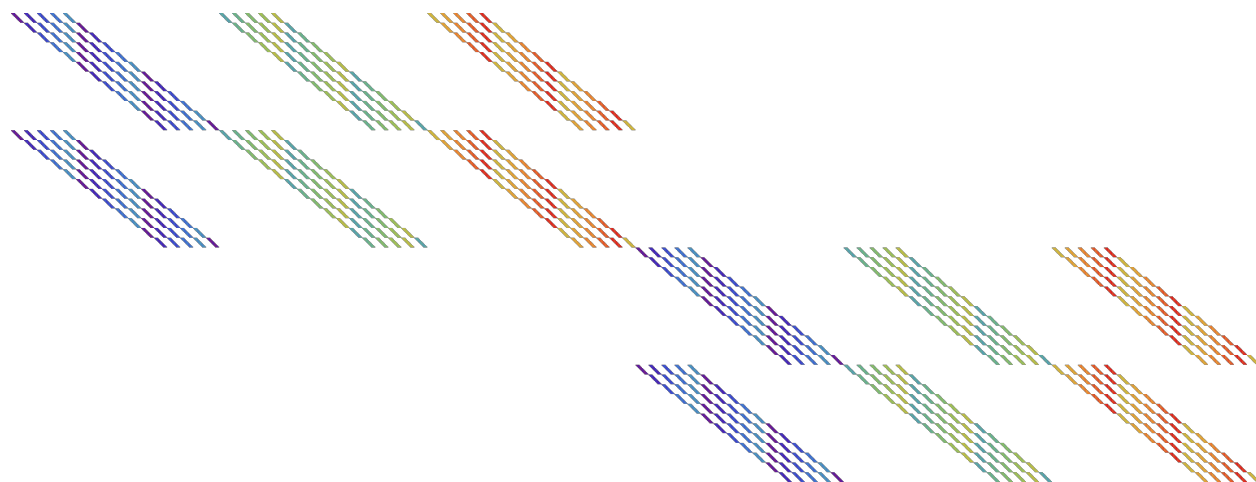
⁶For local sparsity pattern detection, `TracerLocalSparsityDetector` is used instead of `TracerSparsityDetector`.



(a) $\text{Conv}((5, 5), 3 \Rightarrow 1)$, batch size 1



(b) $\text{Conv}((5, 5), 3 \Rightarrow 1)$, batch size 2



(c) $\text{Conv}((5, 5), 3 \Rightarrow 2)$, batch size 2

Figure 4: Jacobian sparsity patterns of small convolutional layers from Flux.jl applied to a 10×10 image with three color channels. Squares correspond to non-zero entries in the Jacobian, with colors resulting from greedy column coloring.

A.7 Brusselator Jacobian sparsity patterns




Figure 5: Jacobian sparsity patterns of the discretized Brusselator PDE of size $N \times N \times 2$. Squares correspond to non-zero entries in the Jacobian, with colors resulting from greedy column coloring.

A.8 Brusselator benchmark results

N	Problem		Sparsity		Jacobian computation ¹				
	Inputs	Outputs	Zeros	Colors ²	AD (prepared)	ASD (prepared) ³		ASD (unprepared) ³	
6	72	72	91.67%	9	$1.79 \cdot 10^{-5}$	$2.69 \cdot 10^{-6}$	(6.7)	$3.59 \cdot 10^{-5}$	(0.5)
12	288	288	97.92%	10	$2.61 \cdot 10^{-4}$	$1.15 \cdot 10^{-5}$	(22.8)	$1.76 \cdot 10^{-4}$	(1.5)
24	1152	1152	99.48%	10	$4.97 \cdot 10^{-3}$	$4.62 \cdot 10^{-5}$	(107.7)	$1.42 \cdot 10^{-3}$	(3.5)
48	4608	4608	99.87%	10	$9.14 \cdot 10^{-2}$	$2.23 \cdot 10^{-4}$	(409.8)	$2.07 \cdot 10^{-2}$	(4.4)
96	18432	18432	99.97%	10	$1.51 \cdot 10^0$	$9.06 \cdot 10^{-4}$	(1662.9)	$3.22 \cdot 10^{-1}$	(4.7)
192	73728	73728	99.99%	10	$2.58 \cdot 10^1$	$3.91 \cdot 10^{-3}$	(6600.0)	$1.04 \cdot 10^1$	(2.5)

¹ Wall time in seconds.

² Number of colors resulting from greedy column coloring.

³ In parentheses: Wall time ratio compared to prepared AD (higher is better).

Table 6: Performance comparison of AD and ASD Jacobian computation on the Brusselator PDE.

A.9 Full PGLib benchmark results

Problem		Sparsity		Pattern detection ¹		
Name	Inputs	Zeros	Colors ²	Symbolics	SCT ³	
<i>3_lmbd</i>	24	91.15%	6	$1.29 \cdot 10^{-3}$	$5.59 \cdot 10^{-5}$	(23.1)
<i>5_pjm</i>	44	94.99%	8	$2.49 \cdot 10^{-3}$	$1.19 \cdot 10^{-4}$	(20.9)
<i>14_ieee</i>	118	97.84%	10	$9.02 \cdot 10^{-3}$	$5.19 \cdot 10^{-4}$	(17.4)
<i>24_ieee_rts</i>	266	99.22%	12	$1.92 \cdot 10^{-2}$	$1.50 \cdot 10^{-3}$	(12.8)
<i>30_as</i>	236	98.89%	12	$2.04 \cdot 10^{-2}$	$1.60 \cdot 10^{-3}$	(12.7)
<i>30_ieee</i>	236	98.89%	12	$2.03 \cdot 10^{-2}$	$1.60 \cdot 10^{-3}$	(12.7)
<i>39_epri</i>	282	99.10%	10	$2.45 \cdot 10^{-2}$	$2.10 \cdot 10^{-3}$	(11.7)
<i>57_ieee</i>	448	99.41%	14	$4.68 \cdot 10^{-2}$	$4.91 \cdot 10^{-3}$	(9.5)
<i>60_c</i>	518	99.56%	12	$5.15 \cdot 10^{-2}$	$5.76 \cdot 10^{-3}$	(8.9)
<i>73_ieee_rts</i>	824	99.74%	12	$9.84 \cdot 10^{-2}$	$1.09 \cdot 10^{-2}$	(9.0)
<i>89_pegase</i>	1042	99.74%	26	$1.80 \cdot 10^{-1}$	$2.20 \cdot 10^{-2}$	(8.2)
<i>118_ieee</i>	1088	99.77%	12	$1.57 \cdot 10^{-1}$	$2.11 \cdot 10^{-2}$	(7.5)
<i>162_ieee_dtc</i>	1484	99.82%	16	$2.99 \cdot 10^{-1}$	$3.33 \cdot 10^{-2}$	(9.0)
<i>179_goc</i>	1468	99.83%	14	$2.59 \cdot 10^{-1}$	$3.09 \cdot 10^{-2}$	(8.4)
<i>197_snem</i>	1608	99.85%	14	$3.02 \cdot 10^{-1}$	$3.57 \cdot 10^{-2}$	(8.5)
<i>200_activ</i>	1456	99.82%	12	$2.59 \cdot 10^{-1}$	$2.92 \cdot 10^{-2}$	(8.9)
<i>240_pserc</i>	2558	99.91%	16	$6.72 \cdot 10^{-1}$	$7.32 \cdot 10^{-2}$	(9.2)
<i>300_ieee</i>	2382	99.89%	14	$6.20 \cdot 10^{-1}$	$6.95 \cdot 10^{-2}$	(8.9)
<i>500_goc</i>	4254	99.94%	14	$1.81 \cdot 10^0$	$1.40 \cdot 10^{-1}$	(12.9)
<i>588_sdet</i>	4110	99.94%	14	$1.71 \cdot 10^0$	$1.40 \cdot 10^{-1}$	(12.2)
<i>793_goc</i>	5432	99.95%	14	$2.96 \cdot 10^0$	$2.65 \cdot 10^{-1}$	(11.2)
<i>1354_pegase</i>	11192	99.98%	18	$1.58 \cdot 10^1$	$4.14 \cdot 10^{-1}$	(38.1)
<i>1803_snem</i>	15246	99.98%	16	$3.02 \cdot 10^1$	$7.17 \cdot 10^{-1}$	(42.1)
<i>1888_rte</i>	14480	99.98%	18	$2.72 \cdot 10^1$	$6.53 \cdot 10^{-1}$	(41.7)
<i>1951_rte</i>	15018	99.98%	20	$3.10 \cdot 10^1$	$6.50 \cdot 10^{-1}$	(47.7)
<i>2000_goc</i>	19008	99.99%	18	$6.55 \cdot 10^1$	$1.10 \cdot 10^0$	(59.5)
<i>2312_goc</i>	17128	99.98%	16	$4.43 \cdot 10^1$	$8.69 \cdot 10^{-1}$	(51.0)
<i>2383wp_k</i>	17004	99.98%	16	$4.39 \cdot 10^1$	$8.48 \cdot 10^{-1}$	(51.7)
<i>2736sp_k</i>	19088	99.99%	14	$6.31 \cdot 10^1$	$1.02 \cdot 10^0$	(62.1)
<i>2737sop_k</i>	18988	99.99%	16	$5.62 \cdot 10^1$	$1.02 \cdot 10^0$	(55.1)
<i>2742_goc</i>	24540	99.99%	14	$1.37 \cdot 10^2$	$1.11 \cdot 10^0$	(122.8)
<i>2746wop_k</i>	19582	99.99%	16	$6.61 \cdot 10^1$	$1.06 \cdot 10^0$	(62.5)
<i>2746wp_k</i>	19520	99.99%	14	$6.35 \cdot 10^1$	$1.04 \cdot 10^0$	(60.9)
<i>2848_rte</i>	21822	99.99%	20	$8.57 \cdot 10^1$	$1.23 \cdot 10^0$	(69.5)
<i>2853_sdet</i>	23028	99.99%	26	$1.04 \cdot 10^2$	$8.57 \cdot 10^{-1}$	(121.2)
<i>2868_rte</i>	22090	99.99%	20	$1.10 \cdot 10^2$	$1.27 \cdot 10^0$	(86.7)
<i>2869_pegase</i>	25086	99.99%	28	$1.44 \cdot 10^2$	$1.06 \cdot 10^0$	(136.2)
<i>3012wp_k</i>	21082	99.99%	14	$8.36 \cdot 10^1$	$1.22 \cdot 10^0$	(68.4)
<i>3022_goc</i>	23238	99.99%	18	$1.45 \cdot 10^2$	$9.83 \cdot 10^{-1}$	(147.8)
<i>3120sp_k</i>	21608	99.99%	18	$9.46 \cdot 10^1$	$1.31 \cdot 10^0$	(72.1)
<i>3375wp_k</i>	24350	99.99%	18	$1.27 \cdot 10^2$	$9.82 \cdot 10^{-1}$	(128.9)

¹ Wall time in seconds.

² Number of colors resulting from greedy symmetric coloring.

³ In parentheses: Wall time ratio compared to Symbolics.jl's pattern detection (higher is better).

Table 7: Performance comparison of Hessian sparsity pattern detection on the Lagrangian of PGLib optimization problems.

Problem		Sparsity		Hessian computation ¹				
Name	Inputs	Zeros	Colors ²	AD (prepared)	ASD (prepared) ³		ASD (unprepared) ³	
<i>3_lmbd</i>	24	91.15%	6	$1.82 \cdot 10^{-4}$	$8.29 \cdot 10^{-5}$	(2.2)	$1.45 \cdot 10^{-4}$	(1.3)
<i>5_pjm</i>	44	94.99%	8	$6.33 \cdot 10^{-4}$	$1.71 \cdot 10^{-4}$	(3.7)	$3.03 \cdot 10^{-4}$	(2.1)
<i>14_ieee</i>	118	97.84%	10	$5.38 \cdot 10^{-3}$	$4.84 \cdot 10^{-4}$	(11.1)	$1.12 \cdot 10^{-3}$	(4.8)
<i>24_ieee_rts</i>	266	99.22%	12	$2.56 \cdot 10^{-2}$	$1.04 \cdot 10^{-3}$	(24.7)	$2.74 \cdot 10^{-3}$	(9.3)
<i>30_as</i>	236	98.89%	12	$2.39 \cdot 10^{-2}$	$1.10 \cdot 10^{-3}$	(21.8)	$2.84 \cdot 10^{-3}$	(8.4)
<i>30_ieee</i>	236	98.89%	12	$2.37 \cdot 10^{-2}$	$1.09 \cdot 10^{-3}$	(21.6)	$2.87 \cdot 10^{-3}$	(8.3)
<i>39_epri</i>	282	99.10%	10	$3.28 \cdot 10^{-2}$	$1.21 \cdot 10^{-3}$	(27.1)	$3.43 \cdot 10^{-3}$	(9.6)
<i>57_ieee</i>	448	99.41%	14	$8.80 \cdot 10^{-2}$	$3.96 \cdot 10^{-3}$	(22.2)	$9.23 \cdot 10^{-3}$	(9.5)
<i>60_c</i>	518	99.56%	12	$1.15 \cdot 10^{-1}$	$2.36 \cdot 10^{-3}$	(48.6)	$8.61 \cdot 10^{-3}$	(13.3)
<i>73_ieee_rts</i>	824	99.74%	12	$2.75 \cdot 10^{-1}$	$3.47 \cdot 10^{-3}$	(79.1)	$1.54 \cdot 10^{-2}$	(17.8)
<i>89_pegase</i>	1042	99.74%	26	$5.61 \cdot 10^{-1}$	$1.61 \cdot 10^{-2}$	(34.8)	$4.28 \cdot 10^{-2}$	(13.1)
<i>118_ieee</i>	1088	99.77%	12	$5.55 \cdot 10^{-1}$	$5.25 \cdot 10^{-3}$	(105.8)	$3.13 \cdot 10^{-2}$	(17.7)
<i>162_ieee_dtc</i>	1484	99.82%	16	$1.16 \cdot 10^0$	$1.53 \cdot 10^{-2}$	(75.7)	$5.53 \cdot 10^{-2}$	(20.9)
<i>179_goc</i>	1468	99.83%	14	$1.08 \cdot 10^0$	$1.33 \cdot 10^{-2}$	(81.3)	$5.06 \cdot 10^{-2}$	(21.4)
<i>197_snem</i>	1608	99.85%	14	$1.34 \cdot 10^0$	$1.46 \cdot 10^{-2}$	(92.2)	$5.84 \cdot 10^{-2}$	(23.0)
<i>200_activ</i>	1456	99.82%	12	$1.02 \cdot 10^0$	$6.94 \cdot 10^{-3}$	(146.6)	$3.88 \cdot 10^{-2}$	(26.3)
<i>240_pserc</i>	2558	99.91%	16	$3.51 \cdot 10^0$	$2.50 \cdot 10^{-2}$	(140.2)	$1.04 \cdot 10^{-1}$	(33.6)
<i>300_ieee</i>	2382	99.89%	14	$3.00 \cdot 10^0$	$2.14 \cdot 10^{-2}$	(140.3)	$9.67 \cdot 10^{-2}$	(31.1)
<i>500_goc</i>	4254	99.94%	14	$1.18 \cdot 10^1$	$3.85 \cdot 10^{-2}$	(307.3)	$2.20 \cdot 10^{-1}$	(53.7)
<i>588_sdet</i>	4110	99.94%	14	$1.14 \cdot 10^1$	$3.60 \cdot 10^{-2}$	(316.1)	$2.14 \cdot 10^{-1}$	(53.3)
<i>793_goc</i>	5432	99.95%	14	$2.17 \cdot 10^1$	$4.91 \cdot 10^{-2}$	(443.1)	$3.33 \cdot 10^{-1}$	(65.3)
<i>1354_pegase</i>	11192	99.98%	18	$1.36 \cdot 10^2$	$1.21 \cdot 10^{-1}$	(1128.4)	$6.21 \cdot 10^{-1}$	(219.6)
<i>1803_snem</i>	15246	99.98%	16	$2.09 \cdot 10^2$	$1.66 \cdot 10^{-1}$	(1259.5)	$1.07 \cdot 10^0$	(195.0)
<i>1888_rte</i>	14480	99.98%	18	$8.15 \cdot 10^2$	$1.43 \cdot 10^{-1}$	(5706.7)	$8.76 \cdot 10^{-1}$	(930.4)
<i>1951_rte</i>	15018	99.98%	20	$2.00 \cdot 10^2$	$1.54 \cdot 10^{-1}$	(1293.4)	$1.00 \cdot 10^0$	(199.1)
<i>2000_goc</i>	19008	99.99%	18	$3.58 \cdot 10^2$	$2.15 \cdot 10^{-1}$	(1669.5)	$1.61 \cdot 10^0$	(222.7)
<i>2312_goc</i>	17128	99.98%	16	$2.75 \cdot 10^2$	$1.87 \cdot 10^{-1}$	(1470.7)	$1.35 \cdot 10^0$	(204.5)
<i>2383wp_k</i>	17004	99.98%	16	$2.65 \cdot 10^2$	$1.80 \cdot 10^{-1}$	(1468.2)	$1.14 \cdot 10^0$	(231.4)
<i>2736sp_k</i>	19088	99.99%	14	$3.30 \cdot 10^2$	$1.78 \cdot 10^{-1}$	(1857.2)	$1.40 \cdot 10^0$	(235.5)
<i>2737sop_k</i>	18988	99.99%	16	$3.29 \cdot 10^2$	$2.02 \cdot 10^{-1}$	(1629.8)	$1.47 \cdot 10^0$	(223.0)
<i>2742_goc</i>	24540	99.99%	14	$6.50 \cdot 10^2$	$2.41 \cdot 10^{-1}$	(2694.1)	$1.78 \cdot 10^0$	(366.3)
<i>2746wop_k</i>	19582	99.99%	16	$3.64 \cdot 10^2$	$2.07 \cdot 10^{-1}$	(1755.7)	$1.54 \cdot 10^0$	(235.6)
<i>2746wp_k</i>	19520	99.99%	14	$3.53 \cdot 10^2$	$1.77 \cdot 10^{-1}$	(1991.4)	$1.51 \cdot 10^0$	(234.5)
<i>2848_rte</i>	21822	99.99%	20	$4.67 \cdot 10^2$	$2.24 \cdot 10^{-1}$	(2083.5)	$1.80 \cdot 10^0$	(259.7)
<i>2853_sdet</i>	23028	99.99%	26	$5.38 \cdot 10^2$	$3.62 \cdot 10^{-1}$	(1486.9)	$1.68 \cdot 10^0$	(320.6)
<i>2868_rte</i>	22090	99.99%	20	$5.02 \cdot 10^2$	$2.35 \cdot 10^{-1}$	(2137.9)	$1.73 \cdot 10^0$	(290.0)
<i>2869_pegase</i>	25086	99.99%	28	$5.08 \cdot 10^2$	$4.07 \cdot 10^{-1}$	(1249.0)	$1.99 \cdot 10^0$	(255.5)
<i>3012wp_k</i>	21082	99.99%	14	$4.33 \cdot 10^2$	$1.96 \cdot 10^{-1}$	(2208.3)	$1.77 \cdot 10^0$	(245.1)
<i>3022_goc</i>	23238	99.99%	18	$5.76 \cdot 10^2$	$2.51 \cdot 10^{-1}$	(2296.9)	$1.48 \cdot 10^0$	(390.7)
<i>3120sp_k</i>	21608	99.99%	18	$4.56 \cdot 10^2$	$2.26 \cdot 10^{-1}$	(2019.2)	$1.90 \cdot 10^0$	(240.1)
<i>3375wp_k</i>	24350	99.99%	18	$6.25 \cdot 10^2$	$2.54 \cdot 10^{-1}$	(2463.9)	$1.71 \cdot 10^0$	(365.1)

¹ Wall time in seconds.

² Number of colors resulting from greedy symmetric coloring.

³ In parentheses: Wall time ratio compared to prepared AD (higher is better).

Table 8: Performance comparison of AD and ASD Hessian computation on the Lagrangian of PGLib optimization problems.