

Comparing Teichmüller and curve graph translation lengths

Philipp Bader

Abstract

A pseudo-Anosov mapping class acts on Teichmüller space \mathcal{T} as well as on the curve graph \mathcal{C} with so called north-south dynamics. We can measure a stable translation length $l_{\mathcal{T}}$ and $l_{\mathcal{C}}$ of the respective actions. Boissy and Lanneau compute the minimal Teichmüller translation length over all pseudo-Anosovs in a fixed genus that lie in a hyperelliptic component of translation surfaces. In particular, this minimum is always greater than $\log(\sqrt{2})$, independently of the genus. Here, we show that the minimal stable curve graph translation length over the same family of pseudo-Anosovs behaves differently: Namely, for a genus g surface this minimal translation length is of order $\frac{1}{g}$. To prove this result, we combine techniques that are used to find upper and lower bounds for the stable curve graph translation length with the Rauzy-Veech induction machinery.

We proceed with showing that for a fixed genus g there is a sequence of pseudo-Anosovs f_n with

$$\lim_{n \rightarrow \infty} l_{\mathcal{T}}(f_n) = \infty \text{ and } l_{\mathcal{C}}(f_n) \leq \frac{1}{g-1}$$

for all $n \in \mathbb{N}$. As a corollary, we obtain that there are stable curve graph translation lengths with infinite multiplicity, i.e. there exists $q \in \mathbb{Q}$ and infinitely many, non-conjugate pseudo-Anosovs f_n with $l_{\mathcal{C}}(f_n) = q$ for all n .

Contents

1	Introduction	2
2	Preliminaries	4
2.1	Pseudo-Anosovs and translation lengths	4
2.2	Train tracks	5
2.3	Translation surfaces and affine pseudo-Anosovs	7
3	Topological Rauzy-Veech induction	7
3.1	Rauzy-Veech induction on permutations	8
3.2	Construction of mapping classes through Rauzy-Veech induction	10
4	Some properties of f_{γ} and V_{γ}	12
4.1	The flip move	15
5	Translation lengths in hyperelliptic components	16
5.1	The pseudo-Anosovs f_g	16
5.2	Proof of Theorem 1.1	17
5.3	Proof of Theorem 1.2	21
6	Proof of Theorem 1.3	23

1 Introduction

Let S be a closed, oriented surface of genus $g \geq 2$. The *mapping class group* $\text{Mod}(S)$ is the group of orientation preserving homeomorphisms up to isotopy. $\text{Mod}(S)$ admits natural actions on the *Teichmüller space* $\mathcal{T}(S)$ and on the *curve graph* $\mathcal{C}(S)$. The former is the space of marked hyperbolic structures on S , while the latter is a graph whose vertices correspond to isotopy classes of essential, simple, closed curves and its edges to disjointness of these curves. $\mathcal{T}(S)$ admits a metric called the *Teichmüller metric* which resembles the hyperbolic metric in many properties. For example, the isometries of $\mathcal{T}(S)$ can be split into three categories, just like isometries of hyperbolic space are classified as being elliptic, parabolic or hyperbolic. The action of the mapping class group on Teichmüller space was used by Thurston to categorize mapping classes. The Nielsen-Thurston classification states that any $f \in \text{Mod}(S)$ is either periodic, reducible or pseudo-Anosov.

Pseudo-Anosovs act on $\mathcal{T}(S)$ in a similar way as a hyperbolic isometry: for any f pseudo-Anosov there exists a bi-infinite geodesic in $\mathcal{T}(S)$ such that f fixes this geodesic setwise and acts on it by translation. Denote the length of this translation by $l_{\mathcal{T}}(f)$. Using the definition of the Teichmüller metric one can see that $l_{\mathcal{T}}(f) = \log \lambda(f)$ where $\lambda(f)$ is the stretch factor of the pseudo-Anosov. Hence, measuring the translation length on Teichmüller space is equivalent to determining the stretch factor of f . A big open question concerning the study of mapping classes is which numbers arise as a stretch factor of a pseudo-Anosov. It is known that for fixed genus g , the set of all λ which are stretch factors for some pseudo-Anosov of the genus g surface is a closed, discrete subset of \mathbb{R} . In particular, this set has a minimum and it is an open problem to find the precise value of this minimum or the pseudo-Anosov attaining it. It is known however, that the minimum is of order $\frac{1}{g}$. All of the above can be found in more detail in [FM12].

The curve graph $\mathcal{C}(S)$ is a hyperbolic graph ([MM99]). The action of pseudo-Anosovs on the curve graph is by hyperbolic isometries. In fact, Bowditch showed that similarly to the picture in Teichmüller space, for a pseudo-Anosov f there exists a bi-infinite geodesic in $\mathcal{C}(S)$ such that some power f^k preserves this geodesic and acts on it by translation ([Bow08]). As before, we can measure the length of this translation, call it $l_{\mathcal{C}}(f^k)$ and set $l_{\mathcal{C}}(f) := \frac{l_{\mathcal{C}}(f^k)}{k}$ to be the stable translation length of f on the curve graph. In Section 2 below, we give an equivalent definition of $l_{\mathcal{C}}(f)$ which justifies the name *stable curve graph translation length*. From Bowditch's work, it follows that the $l_{\mathcal{C}}(f)$ are always rational. As for stretch factors, the set of all numbers arising as stable curve graph translation lengths of pseudo-Anosovs of a fixed genus g surface has a minimum. Again, it is an open problem to find the specific value of this minimum and the pseudo-Anosov attaining it. It is known that the minimum is of order $\frac{1}{g^2}$ ([GT11]).

Regarding the problem of finding the exact minima, one can relax the question by restricting to a subset of all pseudo-Anosovs and try to find the minimal stretch factor or stable curve graph translation length over this subset. Boissy and Lanneau restrict themselves to the set of pseudo-Anosovs that are affine with respect to a translation surface in a hyperelliptic stratum component. They proceed to determine the minimal stretch factor over this set and explicitly construct a pseudo-Anosov that attains this minimum ([BL22]). Let f_g be this pseudo-Anosov for the respective genus g surface. In particular, Boissy and Lanneau show that $\lambda(f_g) \geq \sqrt{2}$ for any g .

The first goal of this paper is to compute the stable curve graph translation length of the f_g . We show:

Theorem 1.1. *For all $g \geq 2$, it holds that*

$$\frac{1}{16g-12} \leq l_C(f_g) \leq \frac{1}{g-1}.$$

We proceed with showing that the minimal stable curve graph translation length over all pseudo-Anosovs in a hyperelliptic component behaves like $l_C(f_g)$. In the following, we write $f(n) \asymp h(n)$ for two functions $f, h : \mathbb{N}_{\geq 2} \rightarrow \mathbb{R}$ if $\frac{f(n)}{h(n)} \in [\frac{1}{C}, C]$ for some $C > 1$ and all n .

Theorem 1.2. *Let l_g be the minimal stable curve graph translation length over all pseudo-Anosov that are affine with respect to a genus g translation surface in a hyperelliptic component. Then:*

$$l_g \asymp \frac{1}{g}.$$

Boissy and Lanneau's result can be interpreted as saying that pseudo-Anosovs in hyperelliptic components have large stretch factor. Theorem 1.2 says that also the stable curve graph translation lengths of such pseudo-Anosovs is large. The minimal stable curve graph translation length over all pseudo-Anosovs is of order $\frac{1}{g^2}$ and can hence certainly not be attained by a pseudo-Anosov in a hyperelliptic component. However, Theorem 1.2 also shows that after restricting to the pseudo-Anosovs in hyperelliptic components, the minimal stable curve graph translation length behaves differently to the minimal stretch factor. While the minimal stretch factor stays bounded from below by the constant $\sqrt{2}$, the minimal stable curve graph translation length behaves like $\frac{1}{g}$ and in particular tends to 0 as we increase the genus.

This raises the question of how the two translation lengths $l_{\mathcal{T}}(f)$ and $l_C(f)$ are related in general. Using the systole map from \mathcal{T} to \mathcal{C} which is coarsely Lipschitz, one can show that $l_C(f) \leq K \cdot l_{\mathcal{T}}(f)$ for any f , where the constant K depends only on the genus of S and can be chosen to be approximately $\frac{1}{\log(g)}$ (see [Gad+13] for details). In particular, this shows that small Teichmüller space translation length (or stretch factor) implies small stable curve graph translation length, but raises the question about the opposite. The f_g from Theorem 1.1 are an example of a sequence of pseudo-Anosovs such that $l_{\mathcal{T}}(f_g)$ is uniformly bounded away from 0, but $l_C(f_g) \rightarrow 0$ as $g \rightarrow \infty$. One can ask if an even better statement is possible, i.e. if there exists a sequence (h_g) with h_g a pseudo-Anosov of a genus g surface such that $l_{\mathcal{T}}(h_g) \rightarrow \infty$ and $l_C(h_g) \rightarrow 0$, as $g \rightarrow \infty$. Another question would be what happens when we fix the genus, i.e. can we find a sequence of pseudo-Anosovs $(f_n) \subset \text{Mod}(S)$ with $l_{\mathcal{T}}(f_n) \rightarrow \infty$ as $n \rightarrow \infty$ while $l_C(f_n) \leq C$ for some constant $C > 0$ and all n . Note that after fixing the genus, this is the best we can ask for since there is a minimal stable curve graph translation length, so we can't have $l_C(f_n)$ approaching 0.

We provide affirmative answers to the above questions by showing:

Theorem 1.3. *For any $g \geq 3$, there exists a sequence $(f_n) \subset \text{Mod}(S)$ of pseudo-Anosovs with*

$$\lim_{n \rightarrow \infty} l_{\mathcal{T}}(f_n) = \infty \text{ and } l_C(f_n) \leq \frac{1}{g-1} \text{ for all } n \in \mathbb{N}.$$

We remark that in Theorem 1.3 the constant bounding the curve graph translation length can even be chosen to be of order $\frac{1}{g^2}$. This will be discussed in the proof of the Theorem. However, it is enough to state the Theorem as above in order to obtain the following:

Corollary 1.4. *There exists a sequence $(h_g)_{g=2}^{\infty}$, where h_g is a pseudo-Anosov of a genus g surface with*

$$l_{\mathcal{T}}(h_g) \rightarrow \infty \text{ and } l_C(h_g) \rightarrow 0,$$

as $g \rightarrow \infty$.

Theorem 1.3 gives another interesting consequence about stable curve graph translation lengths, namely that there are such lengths with infinite multiplicity:

Corollary 1.5. *For any $g \geq 3$, there exists $q \in \mathbb{Q}$ such that there are infinitely many non-conjugate pseudo-Anosovs in $\text{Mod}(S)$ with stable curve graph translation length q .*

This is different from Teichmüller space translation length, where it is known that some $x \in \mathbb{R}$ is attained as $l_{\mathcal{T}}(f)$ by at most finitely many non-conjugate pseudo-Anosovs f .

Outline. In Section 2, we introduce the basic notions needed for this work. In particular, we state the definitions of pseudo-Anosovs and their stable curve graph translation length and present some concepts of the theory of train tracks which will be useful for the proof of the lower bound in Theorem 1.1. In Section 3, we present Rauzy-Veech induction which is used in order to define the maps f_g . However, since we are interested in $l_{\mathcal{C}}(f_g)$ which is a topological invariant, we omit the discussion of flat structures -which is normally used in order to define mapping classes through Rauzy-Veech induction- and present a purely topological version of it. In Section 4, we discuss some properties of the notions defined in Section 3 that will be useful for the proofs. In Section 5, we define the pseudo-Anosovs f_g and prove Theorems 1.1 and 1.2.

Finally, in Section 6, we prove Theorem 1.3 and the Corollaries 1.4 and 1.5. This Section uses completely different methods from the rest of the sections and can be read independently.

Acknowledgements. I would like to thank Vaibhav Gadre for valuable conversations and useful ideas regarding this work.

2 Preliminaries

2.1 Pseudo-Anosovs and translation lengths

Let S be a closed genus g surface. If not specified otherwise, we always assume that $g \geq 2$. The mapping class group of S is the group of orientation preserving self-homeomorphisms of S up to isotopy. We denote this group by $\text{Mod}(S)$.

Definition 2.1. A homeomorphism ϕ of S is called *pseudo-Anosov* if there are two measured foliations $(\mathcal{F}^s, \mu_s), (\mathcal{F}^u, \mu_u)$ and $\lambda > 1$ such that

- F^s and F^u are transverse
- $\phi \cdot (\mathcal{F}^s, \mu_s) = (\mathcal{F}^s, \lambda^{-1} \mu_s)$
- $\phi \cdot (\mathcal{F}^u, \mu_u) = (\mathcal{F}^u, \lambda \mu_u)$

For a pseudo-Anosov ϕ , we call $\mathcal{F}^s, \mathcal{F}^u$ the stable and unstable foliation respectively and λ the stretch factor (or the dilatation) of ϕ . A mapping class $f \in \text{Mod}(S)$ is called pseudo-Anosov, if there exists a representative homeomorphism ϕ of f that is pseudo-Anosov. For a given pseudo-Anosov $f \in \text{Mod}(S)$ there are different pseudo-Anosov homeomorphisms representing f , however they are all conjugate to each other. Hence, the stretch factor of f is well-defined. We sometimes write $\lambda(f)$ instead of just λ to emphasize the pseudo-Anosov the stretch factor corresponds to. See [FM12] for more information on pseudo-Anosov theory.

For a general metric space (X, d) and an isometry f of X , the *translation length* of f is defined as

$$\inf_{x \in X} d(x, f(x)).$$

The *stable translation length* is given by

$$\liminf_{n \rightarrow \infty} \frac{d(x, f^n(x))}{n},$$

where $x \in X$ is any point.

Lemma 2.2. *The stable translation length is well defined.*

Proof. Let $y \neq x$ be any other point in X . Then by the triangle inequality

$$d(x, f^n(x)) \leq d(x, y) + d(y, f^n(y)) + d(f^n(y), f^n(x))$$

for any $n \in \mathbb{N}$. Now since f is an isometry of X , we have $d(x, y) = d(f^n(x), f^n(y))$ and therefore

$$d(x, f^n(x)) \leq 2d(x, y) + d(y, f^n(y)).$$

Dividing by n and taking the \liminf on both sides yields

$$\liminf_{n \rightarrow \infty} \frac{d(x, f^n(x))}{n} \leq \liminf_{n \rightarrow \infty} \frac{d(y, f^n(y))}{n}.$$

By reversing the roles of x and y one obtains the opposite inequality, which in total shows that the definition of the stable translation length is independent of the choice of the point x . \square

Let $\mathcal{T}(S)$ denote the Teichmüller space of S . The mapping class group acts by isometries on $\mathcal{T}(S)$ with respect to the Teichmüller metric. For a pseudo-Anosov f , its Teichmüller space translation length and stable translation length are the same and given by $\log(\lambda(f))$ (see [FM12] for details). We denote the (stable) Teichmüller space translation length of a pseudo-Anosov f by $l_{\mathcal{T}}(f)$.

Let $\mathcal{C}(S)$ denote the curve graph of S . This is the graph with vertices corresponding to isotopy classes of essential simple closed curves, where two vertices are joined by an edge if there exist representative curves that are disjoint. Since homeomorphisms preserve the property of being an essential simple closed curve as well as disjointness of two such curves, the mapping class group $\text{Mod}(S)$ acts on the curve graph $\mathcal{C}(S)$ by graph automorphisms. We equip $\mathcal{C}(S)$ with the path metric $d_{\mathcal{C}}$ where each edge has length 1. The mapping class group action is an action by isometries with respect to $d_{\mathcal{C}}$. A pseudo-Anosov f doesn't fix any finite set of curves on the surface and therefore its curve graph translation length is always greater or equal to 1. It is more interesting to consider the stable translation length.

For $f \in \text{Mod}(S)$, the *stable curve graph translation length* of f is given by

$$l_{\mathcal{C}}(f) = \liminf_{n \rightarrow \infty} \frac{d_{\mathcal{C}}(\alpha, f^n(\alpha))}{n},$$

where $\alpha \in \mathcal{C}(S)$ is any vertex. From now on, when it comes to the curve graph, we will only consider the stable translation length.

2.2 Train tracks

In this section, we introduce the notion of train tracks and discuss their importance for pseudo-Anosov maps. As before, let S denote a closed surface of genus g . For the following definition, we equip S with a smooth structure.

Definition 2.3. A *train track* τ on S is an embedded graph such that each edge is a smooth path and at each vertex all adjacent edges are mutually tangent.

Vertices of τ are usually referred to as switches and edges of τ as branches. The tangency condition yields a splitting of the set of branches adjacent to a switch into two sets, the incoming and outgoing branches. In the following, we mention some important notions that we make use of. For a more detailed introduction to train tracks see [PH92].

We say that a train track is *large* if all components of $S \setminus \tau$ are polygons.

A *train route* is a smooth path in τ . Hence, a train route passing through a switch can only pass from an incoming to an outgoing branch or the other way around. A curve γ on S is *carried* by τ if it is isotopic to a closed train route. A train track is *recurrent* if every branch is contained in a closed train route. A train track is *transversely recurrent* if for every branch there exists a simple closed curve intersecting the branch efficiently, i.e. there are no bigons between the branch and the curve. Finally, a train track is *birecurrent* if it is both recurrent and transversely recurrent.

A *measure* μ on τ is an assignment of a non-negative real number (also called a *weight*) to each branch of τ such that at each switch the sum of weights of the incoming branches equals the sum of weights of the outgoing ones. Denote by $P(\tau)$ the set of measures on τ . Note that a curve carried by τ induces the counting measure on τ . Hence we can think of such a curve as an element of $P(\tau)$. Let $\text{int}(P(\tau))$ denote the set of measures that are positive on each branch.

A diagonal extension of τ is a train track τ' which consists of the same switches and branches as τ and possibly has some extra branches (called *diagonals*) which start and terminate in corners of some complementary region of $S \setminus \tau$. Let $E(\tau)$ be the set of diagonal extensions of τ and $PE(\tau)$ the union of the sets of measures of all diagonal extensions. Furthermore, let $\text{int}(PE(\tau))$ be the set of measures in $PE(\tau)$ that are positive on each branch of τ .

The next lemma, often referred to as the *Nesting Lemma*, is crucial in our computation of the lower bound in Theorem 1.1. In the following, one should think of the sets $PE(\tau)$ and $\text{int}(PE(\tau))$ as subsets of the curve graph $\mathcal{C}(S)$, i.e. only consider the measures coming from curves, and \mathcal{N}_1 denotes the 1-neighbourhood of a subset of $\mathcal{C}(S)$.

Lemma 2.4. *Let τ be a large recurrent train track. Then*

$$\mathcal{N}_1(\text{int}(PE(\tau))) \subset PE(\tau).$$

Proof. The Nesting Lemma is due to Masur and Minsky ([MM99], Lemma 4.4). They prove it for the stronger assumption of the train track being birecurrent. The weakening of this to require the train track to only be recurrent is done in ([GT11], Lemma 3.2). \square

A train track σ is *carried* by the train track τ if there is an isotopy of S that takes every train route of σ to a train route of τ . We write $\sigma < \tau$. A train track is *invariant* for a homeomorphism f if $f(\tau) < \tau$. In this case, we can define a matrix V_f as follows: Let n be the number of branches of τ . Let b_1, \dots, b_n be a numbering of the branches and V_f be the $n \times n$ matrix whose (i, j) -entry counts how often the branch $f(b_j)$ passes over the branch b_i . Hence, the j^{th} column of V_f describes the train route $f(b_j)$. We call V_f a *train track matrix* for f . Note that V_f depends on the invariant train track τ as well.

Train tracks play an important role in the theory of pseudo-Anosovs, because for every pseudo-Anosov, there exists an invariant train track. The corresponding train track matrix is a Perron-Frobenius matrix and its Perron-Frobenius eigenvalue is the stretch factor of the pseudo-Anosov ([FM12]). Below, we use an invariant train track and its corresponding train track matrix to compute the lower bound in Theorem 1.1.

2.3 Translation surfaces and affine pseudo-Anosovs

We recall the necessary definitions of the terms that come up in Theorem 1.2.

Definition 2.5. A *translation surface* is a pair (X, ω) where X is a Riemann surface and ω a non-zero holomorphic 1-form on X .

The name translation surface is justified by the fact that a translation surface admits a natural atlas of charts away from the zeros of ω whose transition functions are translations (see, for example, [Wri15]). The zeros of ω are usually referred to as *singularities*.

A homeomorphism f of a translation surface (X, ω) is called *affine* if it sends singularities to singularities and is affine on the natural charts. Note that this is well-defined since the chart transitions are translations, so in particular affine maps.

A translation surface (X, ω) is hyperelliptic if the underlying Riemann surface X is hyperelliptic.

Given a translation surface (X, ω) , let x_1, \dots, x_n be the zeros of ω and let k_1, \dots, k_n be the orders of the x_i respectively. The Riemann-Roch Theorem ensures that $k_1 + \dots + k_n = 2g - 2$ where g is the genus of X . Thus, for any given tuple (k_1, \dots, k_n) with $k_1 + \dots + k_n = 2g - 2$, one can define the space $\mathcal{H}(k_1, \dots, k_n)$ to be the space of all translation surfaces with exactly n singularities of orders k_1, \dots, k_n . These spaces are referred to as *strata* of translation surfaces. Kontsevich and Zorich classify the connected components of these strata ([KZ03]). In particular, the classification shows that the two strata $\mathcal{H}(2g - 2)$ and $\mathcal{H}(g - 1, g - 1)$ contain a connected component that consists entirely of hyperelliptic translation surfaces. These connected components are referred to as *hyperelliptic components*.

If S is a topological closed genus g surface, then we say that $f \in \text{Mod}(S)$ is affine for a translation surface in a hyperelliptic component (or simply f is in a hyperelliptic component) if there exists a representative ϕ of f , a translation surface (X, ω) in a hyperelliptic component, a homeomorphism $\psi : S \rightarrow X$ and an affine homeomorphism ϕ_X of (X, ω) such that the following diagram commutes:

$$\begin{array}{ccc} S & \xrightarrow{\phi} & S \\ \downarrow \psi & & \downarrow \psi \\ X & \xrightarrow{\phi_X} & X. \end{array}$$

3 Topological Rauzy-Veech induction

In this section, we present the well-known method of using Rauzy-Veech induction to obtain mapping classes. This relies on the theory of translation surfaces. However, since we are interested in the stable curve graph translation length, which is a topological invariant of a pseudo-Anosov, we present a purely topological version of Rauzy-Veech induction that omits the discussion of translation surfaces.

3.1 Rauzy-Veech induction on permutations

Given an interval exchange map, Rauzy-Veech induction is a method to produce a new interval exchange map out of the given one. An interval exchange map together with some extra data gives rise to a translation surface. Therefore, the study of translation surfaces is closely related to that of interval exchange maps and Rauzy-Veech induction can be used to define homeomorphisms that are affine with respect to a certain translation surface. We refer the reader to [Yoc07] for an introduction to this theory. Boissy and Lanneau use Rauzy-Veech induction in order to define pseudo-Anosov maps that are affine with respect to some translation surface in the hyperelliptic stratum component of $\mathcal{H}(2g-2)$ and find the pseudo-Anosov with minimal stretch factor out of all of these ([BL22]). For given g , we denote the pseudo-Anosov that attains this minimum by f_g . Boissy and Lanneau proceed to do the same with the hyperelliptic stratum component of $\mathcal{H}(g-1, g-1)$. However, the stretch factor of f_g is less than the minimal one for $\mathcal{H}(g-1, g-1)$, and hence it is the minimal one over all hyperelliptic components. This is why we focus on f_g . We point out though that the techniques presented in the computation of $l_{\mathcal{C}}(f_g)$ below can be used to compute the stable curve graph translation length of any pseudo-Anosov defined in terms of Rauzy-Veech induction.

In this work, our goal is to compute the stable curve graph translation length of the f_g . In order to define the pseudo-Anosovs f_g (as in [BL22]), we use Rauzy-Veech induction. Since we are interested in $l_{\mathcal{C}}(f_g)$ which is a purely topological invariant, we omit the discussion of translation surfaces and present a more topological version of Rauzy-Veech induction. In particular, instead of an interval exchange map, we require only a permutation.

Let $\pi \in S_n$ be a permutation. We say that π is *irreducible*, if $\pi(\{1, \dots, k\}) = \{1, \dots, k\}$ implies $k = n$. Throughout, we assume that all permutations are irreducible. Note that this ensures that $\pi(n) \neq n$ which is necessary in order to define the Rauzy-Veech induction below.

We want to work with so called labeled permutations. Let \mathcal{A} be a finite alphabet with n elements and $\pi_t : \mathcal{A} \rightarrow \{1, \dots, n\}$ and $\pi_b : \mathcal{A} \rightarrow \{1, \dots, n\}$ bijections, such that $\pi = \pi_b \circ \pi_t^{-1}$. We call the pair (π_t, π_b) a *labeled permutation* and say that this labeled permutation is irreducible, if the corresponding π is irreducible. Here, the subscripts t and b stand for "top" and "bottom" respectively. Note that π does not determine π_t and π_b uniquely. In other words, after fixing an alphabet \mathcal{A} , we have a surjective, but not injective map from the set of labeled permutation to S_n .

As an example, consider $\pi = (1\ 2\ 3) \in S_3$ and $\mathcal{A} = \{A, B, C\}$. One choice for π_t, π_b would be $\pi_t(A) = 1, \pi_t(B) = 3, \pi_t(C) = 2$ and $\pi_b(A) = 2, \pi_b(B) = 1, \pi_b(C) = 3$. We usually represent our labeled permutation as a matrix

$$\begin{pmatrix} \pi_t^{-1}(1) & \dots & \pi_t^{-1}(n) \\ \pi_b^{-1}(1) & \dots & \pi_b^{-1}(n) \end{pmatrix},$$

which in our example gives

$$\begin{pmatrix} A & C & B \\ B & A & C \end{pmatrix}.$$

Given a labeled permutation (π_t, π_b) , we construct a surface $X(\pi_t, \pi_b)$ by taking a regular $2n$ -gon, labeling its top sides according to π_t and its bottom sides according to π_b and gluing the sides with the same label in the way they are oriented in Figure 1. In order to distinguish between the polygon and the resulting surface after side identifications, we denote the polygon by $P(\pi_t, \pi_b)$. Figure 1

shows an example for the labeled permutation

$$\begin{pmatrix} A & B & C & D \\ D & A & C & B \end{pmatrix}.$$

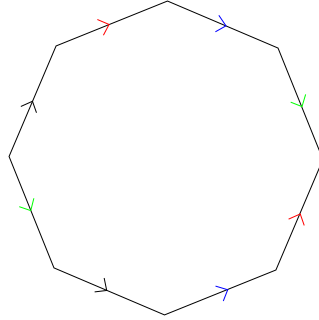


Figure 1: An example of the $2n$ -gon construction for $n = 4$

We now define Rauzy-Veech induction. Let (π_t, π_b) be a labeled permutation with $\pi = \pi_b \circ \pi_t^{-1}$. Rauzy-Veech induction consists of two purely combinatorial ways to obtain a new labeled permutation from the given one. The two ways are called top, resp. bottom Rauzy-Veech induction, which we denote by \mathcal{R}_t and \mathcal{R}_b respectively.

- \mathcal{R}_t :

Let $\alpha := \pi_t^{-1}(n)$ and $\beta := \pi_b^{-1}(n)$. In this case, we say that the top is the winner and the bottom the loser, or equivalently α is the winner, whereas β is the loser. We refer to the Rauzy-Veech induction in this case as being of type t .

We define the Rauzy-Veech induction $\mathcal{R}_t(\pi_t, \pi_b)$ as (π'_t, π'_b) , where $\pi'_t = \pi_t$ and π'_b differs from π_b by moving β to the right of α and translating everything afterwards to the right by one. For example

$$\begin{pmatrix} A & B & C & D \\ D & C & B & A \end{pmatrix} \xrightarrow{\mathcal{R}_t} \begin{pmatrix} A & B & C & D \\ D & A & C & B \end{pmatrix}.$$

- \mathcal{R}_b :

Let $\alpha := \pi_t^{-1}(n)$ and $\beta := \pi_b^{-1}(n)$. In this case, we say that the bottom is the winner and the top the loser, or equivalently β is the winner, whereas α is the loser. We refer to the Rauzy-Veech induction in this case as being of type b .

We define the Rauzy-Veech induction $\mathcal{R}_b(\pi_t, \pi_b)$ as (π'_t, π'_b) , where $\pi'_b = \pi_b$ and π'_t differs from π_t by moving α to the right of β and translating everything afterwards to the right by one. For example

$$\begin{pmatrix} A & B & C & D \\ D & C & B & A \end{pmatrix} \xrightarrow{\mathcal{R}_b} \begin{pmatrix} A & D & B & C \\ D & C & B & A \end{pmatrix}.$$

We define a graph called the *labeled Rauzy diagram* \mathcal{D}_n . The vertices of this graph correspond to irreducible labeled permutations of fixed length n and we connect two vertices $(\pi_t, \pi_b), (\pi'_t, \pi'_b)$ by a with t resp. b labeled, oriented edge (from (π_t, π_b) to (π'_t, π'_b)) if $\mathcal{R}_t(\pi_t, \pi_b) = (\pi'_t, \pi'_b)$ resp. $\mathcal{R}_b(\pi_t, \pi_b) = (\pi'_t, \pi'_b)$.

The labeled Rauzy diagram is in general not a connected graph, but we always restrict ourselves to a connected component. We will be interested in the connected component of the labeled permutation

$$\begin{pmatrix} \alpha_1 & \alpha_2 & \dots & \alpha_n \\ \alpha_n & \alpha_{n-1} & \dots & \alpha_1 \end{pmatrix}.$$

For example, if $n = 3$, the connected component of

$$\begin{pmatrix} A & B & C \\ C & B & A \end{pmatrix}$$

is

$${}^t \circlearrowleft \begin{pmatrix} A & C & B \\ C & B & A \end{pmatrix} \xrightarrow{b} \begin{pmatrix} A & B & C \\ C & B & A \end{pmatrix} \xrightarrow{t} \begin{pmatrix} A & B & C \\ C & A & B \end{pmatrix} \circlearrowright {}^b.$$

Finally, we want to assign a matrix to every edge of the labeled Rauzy diagram. Let e be an edge of \mathcal{D}_n . Let (π_t, π_b) be the initial vertex of e . Since e corresponds to a Rauzy-Veech move (either t or b), it determines a winner-loser pair (α, β) . Let $E_{\alpha, \beta}$ be the matrix with a single non-zero entry equal to 1 in the (α, β) position and let $V_{\alpha, \beta} = Id + E_{\alpha, \beta}$. We assign to e the matrix $V_{\alpha, \beta}$.

3.2 Construction of mapping classes through Rauzy-Veech induction

Let (π_t, π_b) be a labeled permutation, $P(\pi_t, \pi_b)$ the corresponding polygon and $X(\pi_t, \pi_b)$ the corresponding surface. We want to interpret Rauzy-Veech induction on (π_t, π_b) in a geometric way, i.e. relate $X(\pi_t, \pi_b)$ and $X(\mathcal{R}(\pi_t, \pi_b))$. Consider the following cut and paste process on $P(\pi_t, \pi_b)$.

Let T be the triangle consisting of the top side corresponding to $\alpha := \pi_t^{-1}(d)$, the bottom side corresponding to $\beta := \pi_b^{-1}(d)$ and the straight line joining their two distinct endpoints, see Figure 2. Cut the triangle T and glue it back by either gluing the top side α to the bottom side corresponding to α or gluing the bottom side β to the top side corresponding to β . After having glued back T , we isotope the resulting polygon back to being a regular $2n$ -gon, see Figure 3.

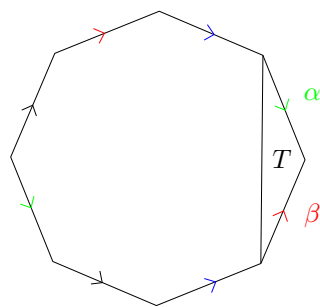


Figure 2: The triangle T

We refer to the case where we glue the α 's as a top move and to the case where we glue the β 's as a bottom move. In both cases, the new polygon has two new unlabeled sides, which we label by α in the case of a top move and by β in the case of a bottom move.

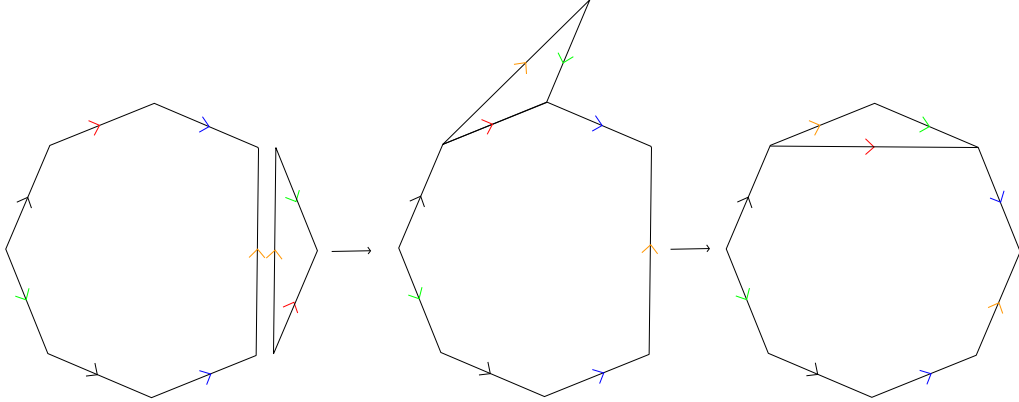


Figure 3: The cut and paste construction for a bottom move

In total, we obtain that performing a top or bottom move to $P(\pi_t, \pi_b)$ as described above yields a new $2n$ -gon together with a labeled permutation that describes the gluing of the sides, where this new labeled permutation is exactly obtained by Rauzy-Veech induction of type t resp. b on (π_t, π_b) . After gluing sides according to the new permutation, we obtain the surface $X(\mathcal{R}(\pi_t, \pi_b))$.

In summary, we now have a way to assign to a given labeled permutation a surface and interpret a Rauzy-Veech move (equivalently an outgoing edge in the labeled Rauzy diagram) as a cut and paste move of a triangle in order to obtain the surface corresponding to the resulting labeled permutation. We now want to use this interpretation to define mapping classes.

Consider an edge path γ in the labeled Rauzy diagram, so that its endpoints define the same unlabeled permutation. We call such a path an *allowed path*. In other words, an allowed path γ is a finite sequence of t 's and b 's such that its starting point (π_t, π_b) and endpoint (π'_t, π'_b) satisfy $\pi_b \circ \pi_t^{-1} = \pi'_b \circ \pi_t'^{-1}$. Since the unlabeled permutations are the same, the associated surfaces $X(\pi_t, \pi_b)$ and $X(\pi'_t, \pi'_b)$ admit a natural homeomorphism $\phi : X(\pi_t, \pi_b) \rightarrow X(\pi'_t, \pi'_b)$, which just comes by identifying the $2n$ -gons $P(\pi_t, \pi_b)$ and $P(\pi'_t, \pi'_b)$ via the identity map. We refer to ϕ as the change of labeling. There is a second homeomorphism from $X(\pi_t, \pi_b)$ to $X(\pi'_t, \pi'_b)$ which is given by keeping track of the moves of γ , i.e. sending each point to the corresponding point after each cut and pasting step. We denote this homeomorphism by ψ and note that it is only defined up to isotopy, since at each step, we choose some isotopy to go from the resulting polygon back to a regular $2n$ -gon. For us, it is enough to define ψ up to isotopy, since we only need a well defined mapping class. We refer to ψ as the cut and paste homeomorphism.

For an allowed path γ , we let $f_\gamma := \psi^{-1} \circ \phi \in \text{Mod}(X(\pi_t, \pi_b))$, where (π_t, π_b) is the starting point of γ and ϕ, ψ are as above.

To f_γ we associate a matrix as follows: Let e_1, \dots, e_k be the edges of γ ordered from first to last, i.e. the starting point of e_1 is (π_t, π_b) and the endpoint of e_k is (π'_t, π'_b) . Let V_{e_i} be the corresponding matrices as discussed at the end of Section 3.1. Finally, let P be the permutation matrix that is 1 in the (α, β) entry if and only if $\phi^{-1}(\alpha) = \beta$, or equivalently $\phi(\beta) = \alpha$, and 0 otherwise. Here, $\phi(\beta) = \alpha$ is to be understood as ϕ maps the side labeled β in the $2n$ -gon to the side labeled α in the other $2n$ -gon. We let $V_\gamma := V_{e_1} \cdot \dots \cdot V_{e_k} \cdot P$.

Note that V_γ is a matrix with only non-negative entries. We say that V_γ is *primitive* if there exists a $k \in \mathbb{N}$ such that V_γ^k is positive, i.e. consists of strictly positive entries. In [Vee82], it is shown that whenever the matrix V_γ is primitive, the corresponding mapping class f_γ is a pseudo-Anosov. Furthermore, the biggest real eigenvalue of V_γ is the stretch factor of f_γ .

4 Some properties of f_γ and V_γ

Let γ be an allowed path in the labeled Rauzy diagram. In this section, we want to understand how the matrix V_γ describes the map f_γ . Our first goal is to show that there is an invariant train track τ_γ for f_γ such that V_γ is the corresponding train track matrix.

Let (π_t, π_b) be the starting point of γ and let $P_\gamma := P(\pi_t, \pi_b)$, $X_\gamma := X(\pi_t, \pi_b)$ the corresponding polygon and surface. Let τ_γ be the train track on X_γ which consists of a single switch in the middle of P_γ and $2g$ branches, each of which goes from the switch to a bottom side of P_γ , comes back from the corresponding top side of P_γ and connects back to the switch. For genus 2 and the labeled permutation

$$\begin{pmatrix} A & B & C & D \\ D & A & C & B \end{pmatrix}$$

an example can be seen in Figure 4.

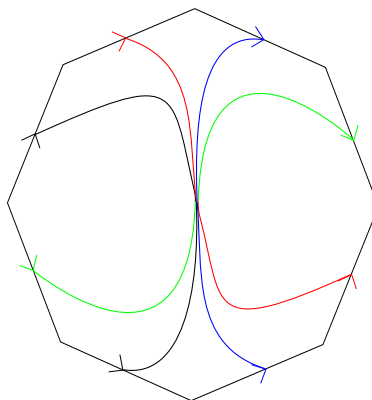


Figure 4: The train track τ

Label each branch of τ_γ with the same alphabet used to define the labeled permutations π_t, π_b , i.e. call a branch α if it connects the sides of P_γ labeled α . We show:

Lemma 4.1. *τ_γ is an invariant train track for f_γ and the corresponding train track matrix is V_γ .*

Proof. Let (π'_t, π'_b) be the endpoint of the path γ . Recall that with the notation of Section 3.2 $f_\gamma = \psi^{-1} \circ \phi$, where $\phi, \psi : X_\gamma \rightarrow X(\pi'_t, \pi'_b)$ are the change of labeling and cut and paste homeomorphism respectively.

Hence, in order to determine $f_\gamma(\tau_\gamma)$, we need to apply ϕ first, followed by doing all the cut and paste moves backwards. ϕ maps τ_γ to a train track on $X(\pi'_t, \pi'_b)$ which when drawn on $P(\pi'_t, \pi'_b)$ looks exactly the same as τ_γ . However, the labels of the branches may have changed. This is exactly captured by the permutation matrix P defined in Section 3.2. Any branch α of τ_γ is mapped under

ϕ to the branch $\phi(\alpha) =: \beta$ and the α -column of P has exactly one non-zero entry equal to 1 in the (β, α) position.

For the cut and paste moves, we analyze a single b -move (a t -move is analogous) and then argue by induction. So, assume we apply the inverse of a b -move with winner-loser pair (α, β) . This corresponds to cutting the triangle consisting of the top sides α and β and a straight line connecting them and gluing the α -side of it to the bottom side labeled α , (compare Figure 3 but reversed). The effect on our train track is now easy to observe. The α -branch will still be the α -branch in the new polygon, while the β -branch can be isotoped to run exactly once over itself and once over the α -branch. All other branches will remain the same. This is exactly captured by the matrix $V_{\alpha, \beta}$. For any $\alpha' \neq \beta$, the α' -column consists of a single non-zero entry equal to 1 in the (α', α') position. The β -column has two non-zero entries equal to 1 in the positions (β, β) and (α, β) .

Hence, we conclude inductively that after applying ϕ and each cut and paste move reversed, our newly obtained train track $f_\gamma(\tau_\gamma)$ is carried by τ_γ . Furthermore, if e_1, \dots, e_k are the edges of γ , then the α -column of the matrix

$$V_{e_1} \cdot \dots \cdot V_{e_k} \cdot P = V_\gamma$$

describes the image of the branch $f_\gamma(\alpha)$ for any α , i.e. V_γ is the train track matrix. \square

The above lemma will be used in the proof of the lower bound in Theorem 1.1. For the proof of the upper bound, it will be more convenient to observe what happens to the sides of the polygon P_γ . Note that these sides do not necessarily define closed curves in X_γ . However, it will turn out that for the pseudo-Anosovs we will be interested in, the sides do define closed curves. In general, the sides only define paths on X_γ , but a concatenation of these paths defines a closed curve and this in turn can be used to apply a similar method as the one we present in Section 5 to compute upper bounds of the stable curve graph translation length in other examples.

Since $l_C(f_\gamma) = l_C(f_\gamma^{-1})$, it does not matter if we use f_γ or f_γ^{-1} to compute the translation length. In fact, we study the action of f_γ^{-1} on the sides of P_γ instead of the one of f_γ . We make this choice because $f_\gamma^{-1} = \phi^{-1} \circ \psi$ (compare the notation of Section 3.2) and it is slightly easier to apply the cut and paste homeomorphism ψ instead of applying its inverse. The reason we didn't look at f_γ^{-1} to begin with is that the train track τ_γ is not carried by f_γ^{-1} but only by f_γ .

Let α be a side of the polygon P_γ . We think of α as a side of P_γ as well as a path in X_γ interchangeably as long as there is no ambiguity.

Lemma 4.2. *The path $f_\gamma^{-1}(\alpha)$ can be homotoped so that it lies only on the sides of the polygon P_γ . Furthermore, the (α, β) entry of V_γ counts exactly how often $f_\gamma^{-1}(\alpha)$ passes over β .*

Proof. Since $f_\gamma^{-1} = \phi^{-1} \circ \psi$, we need to first apply the cut and paste moves to P_γ and then the inverse of the change of labeling.

Consider a single edge e of γ corresponding to a bottom cut and paste γ move with winner-loser pair (α, β) . The case of a top move is analogous.

Any side which does not correspond to winner side remains a side of the new polygon with the same label (compare Figure 3). The side α gets mapped to a line connecting two corners of the new polygon, which can be homotoped to pass exactly once over the new side labeled α and the side labeled β (compare Figure 5). This is captured by the rows of the matrix $V_{\alpha, \beta}$. For any $\beta' \neq \alpha$, the β' -row of $V_{\alpha, \beta}$ has a single non-zero entry equal to 1 in the (β', β') position, while the α -row

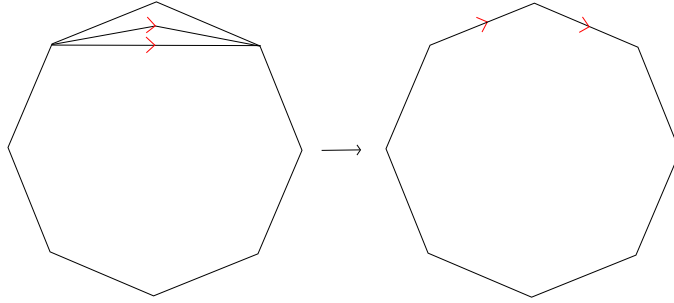


Figure 5: The homotopy of the side α after the cut and paste move

has two non-zero entries equal to 1 in positions (α, α) and (α, β) .

Hence, inductively, we obtain that after applying all cut and paste moves, the image of the sides of P_γ can be homotoped to lie on the sides of $P(\pi'_t, \pi'_b)$, and letting e_1, \dots, e_k be the edges of γ , the α -row of the matrix $V_{e_1} \cdot \dots \cdot V_{e_k}$ describes the image of α . Note that the order we multiply the matrices together is the same as the one we use in the proof of Lemma 4.1 even though we apply ψ instead of ψ^{-1} . This is because here sides should be thought of as row vectors, so we are multiplying matrices from the right, while previously the branches of the train track had to be thought of as column vectors, so we multiplied matrices from the left.

Finally, we need to apply ϕ^{-1} . This just permutes the sides of the polygon. The columns of the matrix P encode the permutation according to ϕ . Hence, in order to encode ϕ^{-1} in terms of rows of the matrix, we need to multiply with $(P^{-1})^T$. Since P is a permutation matrix, its transpose is its inverse, so $(P^{-1})^T = P$.

We conclude that f_γ^{-1} maps sides of P_γ to paths that can be homotoped to lie only on sides of P_γ and that the rows of the matrix $V_{e_1} \cdot \dots \cdot V_{e_k} \cdot P = V_\gamma$ encode how often each path $f_\gamma^{-1}(\alpha)$ passes over each side. \square

Lemma 4.2 shows that the rows of the matrix V_γ describe the image of the corresponding sides of P_γ under f_γ^{-1} . Note furthermore, that if we orient the sides as in Figure 1 then for any α , we have that $f_\gamma^{-1}(\alpha)$ traverses each side β in the given orientation. This is because the gluing of the triangle for a Rauzy-Veech move preserves this orientation.

Lemma 4.3. *Let α be a side of P_γ that is never a winner for any edge of γ . Then the α -row of V_γ just has a single non-zero entry which is equal to 1.*

Proof. A cut and paste move corresponding to a Rauzy-Veech move maps any side of the starting polygon that is not a winner to some side of the resulting polygon. Hence, if α is never a winner, the image of α after applying all the edges of γ will be a single side β . According to Lemma 4.2, the α -row of V_γ is consequently 0 in every entry except for (α, β) where it is 1. \square

Lemma 4.3 tells us that if α is never a winner in any step of the path γ , then the side corresponding to it in P_γ , resp. the path in X_γ , gets mapped under f_γ^{-1} onto a single other side, resp. path. This will be crucial in the computation of the upper bound of the stable curve graph translation length in Section 5, since sides with this property are easy to control.

4.1 The flip move

In order to define the pseudo-Anosovs f_g below, apart from Rauzy-Veech moves, we will need to consider the so called *flip move* f . Similarly to the Rauzy-Veech moves, given a labeled permutation, the flip move produces a new labeled permutation in the following way:

$$\begin{pmatrix} \pi_t^{-1}(1) & \pi_t^{-1}(2) & \dots & \pi_t^{-1}(n) \\ \pi_b^{-1}(1) & \pi_b^{-1}(2) & \dots & \pi_b^{-1}(n) \end{pmatrix} \xrightarrow{f} \begin{pmatrix} \pi_b^{-1}(n) & \pi_b^{-1}(n-1) & \dots & \pi_b^{-1}(1) \\ \pi_t^{-1}(n) & \pi_t^{-1}(n-1) & \dots & \pi_t^{-1}(1) \end{pmatrix}.$$

For example, we have

$$\begin{pmatrix} A & C & B \\ B & A & C \end{pmatrix} \xrightarrow{f} \begin{pmatrix} C & A & B \\ B & C & A \end{pmatrix}.$$

We can also give a geometric meaning to the flip move. Let (π_t, π_b) be a labeled permutation and $P = P(\pi_t, \pi_b)$ the corresponding polygon. We define the flip move on P as rotation of P by 180 degrees. This defines a polygon P' which yields a new labeled permutation (π'_t, π'_b) that is exactly the one obtained by the flip move on (π_t, π_b) .

We define the *labeled augmented Rauzy diagram* to be the labeled Rauzy diagram with extra edges corresponding to the flip move. We label these extra edges by f . Note that the labeled augmented Rauzy diagram might have fewer connected components than the labeled Rauzy diagram. As before, given a path γ in the labeled augmented Rauzy diagram, we say that γ is allowed if starting point and endpoint define the same unlabeled permutation, and in an analogous way we obtain a corresponding mapping class f_γ of X_γ .

We again assign a matrix V_γ to γ in the same way as before, where when we pass through an edge corresponding to a flip move we don't change our matrix. So, V_γ is again a non-negative integer matrix. We show:

Lemma 4.4. *Let γ be a path in the labeled augmented Rauzy diagram. Let f_γ and V_γ the corresponding mapping class and matrix. If V_γ is a primitive matrix, then f_γ is pseudo-Anosov.*

Proof. Assume that γ consists of n edges out of which $1 \leq k \leq n$ are flip moves. The main observation for the proof is that geometrically a flip move followed by a Rauzy-Veech move is the same as an analogous Rauzy-Veech move on the left side of the polygon followed by a flip move. More precisely, if we denote cut and paste moves (as defined in Section 3) by t^R, b^R and the analogously defined cut and paste moves on the left side of the polygon by t^L, b^L , we have

$$ft^R = b^L f, \text{ and } fb^R = t^L f.$$

Hence, we can write our cut and paste homeomorphism ψ corresponding to f_γ as a composition of cutting and pasting on the right and on the left, followed by k flip moves. Since the flip moves are of order two, depending on the parity of k , we are either left with one or with zero flip moves.

Now, analogously to the proof of Lemma 4.1, one checks that the train track τ_γ is carried by f_γ and the train track matrix is given by V_γ . Note that even if ψ does consist of a flip move, this only changes the orientation of the train track but not the fact that it is carried, nor the resulting matrix V_γ .

It is a standard fact that if a large, birecurrent train track is carried by a mapping class and the corresponding train track matrix is primitive, then the mapping class is pseudo-Anosov ([Pen88], Corollary 3.2). The train track τ_γ is large, since its compliment is a $(2g-2)$ -gon. Furthermore, τ_γ

is recurrent since every branch itself is a closed train route. Finally, each branch of τ_γ is intersected efficiently by a simple closed curve that can be built as a concatenation of sides of the corresponding polygon P_γ . This concludes the proof. \square

5 Translation lengths in hyperelliptic components

In this section, we prove Theorems 1.1 and 1.2. We start by defining the pseudo-Anosov maps f_g , which is due to Boissy and Lanneau. We are not going to prove that the f_g are indeed in a hyperelliptic component, but instead refer the reader to [BL12] or [BL22]. When defining the f_g , we use a different labeling of the permutations Boissy and Lanneau use. We then proceed with proving Theorem 1.1. We split the proof into the proof for the upper bound and the lower bound of $l_C(f_g)$ since the proofs use different techniques. Finally, we prove Theorem 1.2.

5.1 The pseudo-Anosovs f_g

First, we recall the construction of the f_g which can be found in [BL12] as well as [BL22].

Consider the labeled permutation

$$(\pi_t^g, \pi_b^g) = \begin{pmatrix} \alpha_1 & \alpha_2 & \alpha_3 & \dots & \alpha_g & \alpha_{g+1} & \alpha_{g+2} & \dots & \alpha_{2g} \\ \alpha_{2g} & \alpha_{g-1} & \alpha_{g-2} & \dots & \alpha_1 & \alpha_{2g-1} & \alpha_{2g-2} & \dots & \alpha_g \end{pmatrix}$$

and the path $\gamma_g = ftb^g$ in the labeled augmented Rauzy diagram starting at (π_t^g, π_b^g) , i.e. γ_g is the path obtained by first applying g times the type b move, followed by once the type t move and finally once the flip move f . Note that we write ftb^g , i.e. use the convention to read from right to left. Furthermore, we write $x \cdot (\pi_t, \pi_b)$ to denote the endpoint of any path x in the labeled augmented Rauzy-diagram starting at a labeled permutation (π_t, π_b) .

After applying b a number of k times ($k \in \{1, \dots, g\}$) to our starting permutation, we end up at the permutation

$$b^k \cdot (\pi_t^g, \pi_b^g) = \begin{pmatrix} \alpha_1 & \alpha_2 & \dots & \alpha_g & \alpha_{2g-k+1} & \dots & \alpha_{2g} & \alpha_{g+1} & \dots & \alpha_{2g-k} \\ \alpha_{2g} & \alpha_{g-1} & \dots & \alpha_1 & \alpha_{2g-1} & \dots & \alpha_{2g-k} & \alpha_{2g-k-1} & \dots & \alpha_g \end{pmatrix}.$$

Whenever we write "..." in the above permutation, we mean to continue the sequence by adding or subtracting one to the subscript as appropriate. We observe that after g moves of type b we obtain $b^g \cdot (\pi_t^g, \pi_b^g) = (\pi_t^g, \pi_b^g)$. Hence, we traced out a loop in the labeled augmented Rauzy diagram and can therefore already obtain a mapping class corresponding to this loop. However, this mapping class wouldn't be a pseudo-Anosov. We continue the path by applying t .

From the above, we obtain

$$tb^g \cdot (\pi_t^g, \pi_b^g) = t \cdot (\pi_t^g, \pi_b^g) = \begin{pmatrix} \alpha_1 & \alpha_2 & \dots & \alpha_{g+1} & \alpha_{g+2} & \dots & \alpha_{2g} \\ \alpha_{2g} & \alpha_g & \dots & \alpha_1 & \alpha_{2g-1} & \dots & \alpha_{g+1} \end{pmatrix}.$$

Finally, we apply f to obtain

$$\begin{aligned} \gamma_g \cdot (\pi_t^g, \pi_b^g) &= f \cdot \begin{pmatrix} \alpha_1 & \alpha_2 & \dots & \alpha_{g+1} & \alpha_{g+2} & \dots & \alpha_{2g} \\ \alpha_{2g} & \alpha_g & \dots & \alpha_1 & \alpha_{2g-1} & \dots & \alpha_{g+1} \end{pmatrix} = \\ &= \begin{pmatrix} \alpha_{g+1} & \dots & \alpha_{2g-1} & \alpha_1 & \dots & \alpha_g & \alpha_{2g} \\ \alpha_{2g} & \dots & \alpha_{g+2} & \alpha_{g+1} & \dots & \alpha_2 & \alpha_1 \end{pmatrix}. \end{aligned}$$

Comparing starting point and endpoint of γ_g , we see that the two labeled permutations define the same unlabeled permutation, and therefore γ_g defines a mapping class f_g on the surface $X_g := X(\pi_t^g, \pi_b^g)$. One easily checks by induction that the surface X_g is indeed a surface of genus g .

Boissy and Lanneau show that f_g is pseudo-Anosov and that its stretch factor is bounded below by $\sqrt{2}$ for all g ([BL12]). This is done by computing the matrix V_{γ_g} , showing that it is primitive and computing its largest eigenvalue. Since Boissy and Lanneau use a different labeling, the matrix they obtain differs from the one we compute below by conjugation by a permutation matrix.

5.2 Proof of Theorem 1.1

Our main goal is to prove the following:

Theorem. *For all $g \geq 2$, it holds that*

$$\frac{1}{16g-12} \leq l_C(f_g) \leq \frac{1}{g-1}.$$

The remaining part of this section is devoted to proving the theorem. Since $l_C(f_g) = l_C(f_g^{-1})$, we can use either f_g or its inverse for the proof. We use f_g^{-1} for the proof of the upper bound and f_g for the proof of the lower bound.

The first thing to note is that on the surface $X(\pi_t^g, \pi_b^g)$, all polygon sides $\alpha_1, \dots, \alpha_{2g}$ are closed curves. This follows from the equivalent statement in the following lemma.

Lemma 5.1. *All the corners of the polygon $P(\pi_t^g, \pi_b^g)$ define the same point in $X(\pi_t^g, \pi_b^g)$.*

Proof. Consider the corner on the left of the top side corresponding to α_1 . Since in $X(\pi_t^g, \pi_b^g)$ top and bottom side corresponding to α_1 are identified, the above corner defines the same point as the left corner of the bottom side corresponding to α_1 . This in turn is the same corner as the right corner of the bottom side corresponding to α_2 . From the gluing, we move to the right corner of the top side corresponding to α_2 , which is the same as the left corner of the top side corresponding to α_3 . Iterating this process shows that all the left corners of the top sides corresponding to α_i with i odd define the same point in $X(\pi_t^g, \pi_b^g)$.

After reaching the left corner of the top side corresponding to $2g-1$ and gluing to the bottom, we end up at the right corner of the bottom side corresponding to α_1 , which is the same as the left corner of the top side corresponding to α_2 . From there, iterating again shows that we also identify all the left corners of the top sides of the α_i with i even. Hence, all the corners get identified in $X(\pi_t^g, \pi_b^g)$. \square

Since the α_i are closed curves, we can use them to find bounds on the stable curve graph translation length of f_g^{-1} . The ones that are easier to control are the ones that, seen as sides of the polygon, get mapped to another side of the polygon.

Lemma 5.2. *The only two curves that are winners for some edge of γ_g are α_g and α_{2g} .*

Proof. For the first b move in γ_g , the winner is $\pi_b^g(2g) = \alpha_g$. Since after a b move, π_b^g remains unchanged, we get that for all the following b moves, the winner is still α_g . Finally, we apply the t move to $b^g \cdot (\pi_t^g, \pi_b^g) = (\pi_t^g, \pi_b^g)$, so the winner is $\pi_t^g(2g) = \alpha_{2g}$. \square

The above, together with Lemma 4.3, implies that all other curves α_i with $i \notin \{g, 2g\}$ are mapped by f_g^{-1} onto some other α_j , where $j \in \{1, \dots, 2g\}$. Therefore, for any curve α_i with $i \notin \{g, 2g\}$, we can read off its image just by looking at the labeled permutation that is the endpoint of γ .

In particular, if we write $f_g^{-1} = \phi^{-1} \circ \psi$ as in Section 3.2, then for $i \notin \{g, 2g\}$, ψ takes α_i to the side α_i of $X(\gamma_g(\pi_t^g, \pi_b^g))$. Hence, $f_g(\alpha_i) = \phi^{-1}(\alpha_i)$. It remains to study the relabeling homeomorphism ϕ .

Let $(\tilde{\pi}_t^g, \tilde{\pi}_b^g) := \gamma_g \cdot (\pi_t^g, \pi_b^g)$ be the endpoint of γ_g . Since on the level of polygons ϕ just maps $P(\pi_t^g, \pi_b^g)$ onto $P(\tilde{\pi}_t^g, \tilde{\pi}_b^g)$ as the identity, we can read off what ϕ does on the sides of the polygons by just looking at the labeled permutations, i.e.

$$\phi(\alpha_i) = (\tilde{\pi}_t^g)^{-1} \circ \pi_t^g(\alpha_i), \text{ or equivalently } \phi(\alpha_i) = (\tilde{\pi}_b^g)^{-1} \circ \pi_b^g(\alpha_i).$$

We summarise what we showed in the following lemma.

Lemma 5.3. *For any $i \notin \{g, 2g\}$, the pseudo-Anosov f_g^{-1} maps the curve α_i to the curve*

$$\phi^{-1}(\alpha_i) = (\pi_t^g)^{-1} \circ \tilde{\pi}_t^g(\alpha_i).$$

From the starting and ending points of γ , we read off that

$$(\pi_t^g)^{-1} \circ \tilde{\pi}_t^g(\alpha_i) = \begin{cases} \alpha_{g+i-1} & \text{if } i = 1, \dots, g \\ \alpha_{i-g} & \text{if } i = g+1, \dots, 2g-1 \\ \alpha_{2g} & \text{if } i = 2g. \end{cases}$$

We are now ready to prove the upper bound for Theorem 1.1.

Proof. (Upper bound in Theorem 1.1)

The strategy we want to use for proving that a pseudo-Anosov f satisfies $l_C(f) \leq \frac{k}{n}$ for some $k, n \in \mathbb{N}$ is the following: We find a curve α such that

$$d_C(\alpha, f^n(\alpha)) \leq k.$$

Then, by the triangle inequality and the fact that f acts as an isometry on the curve graph, it follows that for any $j \geq 1$

$$\frac{d_C(\alpha, f^{jn}(\alpha))}{j} \leq \frac{j \cdot d_C(\alpha, f^n(\alpha))}{j} \leq k,$$

and so $l_C(f^n) \leq k$. It is now easy to see that then $l_C(f) \leq \frac{k}{n}$ (see [GT11], Lemma 2.2).

Consider f_g as defined in the beginning of the section. We want to apply the above mentioned strategy to f_g^{-1} and the curve α_{2g-1} .

From Lemma 5.3 and the equation after, we see that $f_g^{-1}(\alpha_{2g-1}) = \alpha_{g-1}$. Iterating this process yields

$$\begin{aligned} f_g^{-1}(\alpha_{2g-1}) &= \alpha_{g-1} \\ f_g^{-2}(\alpha_{2g-1}) &= \alpha_{2g-2} \\ f_g^{-3}(\alpha_{2g-1}) &= \alpha_{g-2} \\ f_g^{-4}(\alpha_{2g-1}) &= \alpha_{2g-3} \\ &\vdots \\ f_g^{-(2g-2)}(\alpha_{2g-1}) &= \alpha_g. \end{aligned}$$

More formally, we have $f_g^{-k}(\alpha_{2g-1}) = \alpha_{g-\frac{k+1}{2}}$ for all odd k between 1 and $2g-3$ and $f_g^{-k}(\alpha_{2g-1}) = \alpha_{2g-\frac{k+2}{2}}$ for all even k between 2 and $2g-2$.

Note that after $2g-2$ iterates of f_g^{-1} , we hit the curve α_g for which Lemma 5.3 doesn't apply anymore, so we can't use it to say something about $f_g^{-(2g-1)}(\alpha_{2g-1})$. Note furthermore, that the orbit of α_{2g-1} under f_g^{-1} traces out all the curves α_i with $i \notin \{g, 2g\}$ before hitting the curve α_g , so out of all the choices we could make in order to apply Lemma 5.3, this gives the best upper bound.

Since α_{2g-1} and α_g are both sides of the polygon $P(\pi_t^g, \pi_b^g)$, the curves α_{2g-1} and α_g of the surface $X(\pi_t^g, \pi_b^g)$ intersect in one point, which is the image of the corners of $P(\pi_t^g, \pi_b^g)$. So, the geometric intersection number of the two curves is at most 1.

If the geometric intersection number is 0, then $d_C(\alpha_{2g-1}, \alpha_g) = 1$. If the geometric intersection number is 1, then by thickening up the curves, one can find a neighbourhood of their union that is homeomorphic to a torus with one boundary component β . This β is a closed curve that is disjoint from both α_{2g-1} and α_g , and it is furthermore essential, because the genus of our surface is ≥ 2 . It follows that $d_C(\alpha_{2g-1}, \alpha_g) = 2$.

In any case, we have

$$d_C(\alpha_{2g-1}, f_g^{-(2g-2)}(\alpha_{2g-1})) = d_C(\alpha_{2g-1}, \alpha_g) \leq 2.$$

It follows that

$$l_C(f_g) = l_C(f_g^{-1}) \leq \frac{2}{2g-2} = \frac{1}{g-1}.$$

□

It remains to prove the lower bound of Theorem 1.1. This requires different techniques from the ones used in the proof of the upper bound. It is done by using an invariant train track for f_g and the nesting lemma presented in Section 2.2.

Proof. (Lower bound in Theorem 1.1)

Let τ be the train track on X_g as defined in Section 4 (compare Figure 4). The train track τ is large, since its compliment is a $(2g-2)$ -gon. Furthermore, τ is recurrent since every branch itself is a closed train route. Finally, in Lemma 4.1 (and the proof of Lemma 4.4) we showed that τ is invariant for f_g and the corresponding train track matrix is given by V_{γ_g} .

We have to compute V_{γ_g} . Since the sequence of winner-loser pairs of γ_g is given by

$$(\alpha_g, \alpha_{2g}), (\alpha_g, \alpha_{2g-1}), \dots, (\alpha_g, \alpha_{g+1}), (\alpha_{2g}, \alpha_g),$$

we obtain

$$V_{\gamma_g} = V_{\alpha_g, \alpha_{2g}} \cdot V_{\alpha_g, \alpha_{2g-1}} \cdot \dots \cdot V_{\alpha_g, \alpha_{g+1}} \cdot V_{\alpha_{2g}, \alpha_g} \cdot P,$$

where P is the permutation matrix as defined in Section 3.1.

With the convention that the α_i are ordered according to their indices, we compute

$$V_{\alpha_g, \alpha_{2g}} \cdot V_{\alpha_g, \alpha_{2g-1}} \cdot \dots \cdot V_{\alpha_g, \alpha_{g+1}} = \begin{pmatrix} Id & A \\ 0 & Id \end{pmatrix},$$

where each block is a $g \times g$ block and A is a matrix whose entries in the last row are all 1 and every other entry is 0. Furthermore, we have

$$V_{\alpha_{2g}, \alpha_g} = \begin{pmatrix} Id & 0 \\ B & Id \end{pmatrix},$$

where B has a single non-zero entry equal to 1 in its bottom right corner and

$$P = \begin{pmatrix} 0_{g \times g-1} & Id_{g \times g} & 0_{g \times 1} \\ Id_{g-1 \times g-1} & 0_{g-1 \times g} & 0_{g-1 \times 1} \\ 0_{1 \times g-1} & 0_{1 \times g} & 1_{1 \times 1} \end{pmatrix},$$

where the subscripts indicate the size of each block.

In total, we obtain

$$V_{\gamma_g} = \begin{pmatrix} Id & A \\ 0 & Id \end{pmatrix} \begin{pmatrix} Id & 0 \\ B & Id \end{pmatrix} P = \begin{pmatrix} Id + B & A \\ B & Id \end{pmatrix} P = \begin{pmatrix} A_{g \times g-1} & Id_{g \times g} + B_{g \times g} & B_{g \times 1} \\ Id_{g-1 \times g-1} & 0_{g-1 \times g} & 0_{g-1 \times 1} \\ 0_{1 \times g-1} & B_{1 \times g} & 1_{1 \times 1} \end{pmatrix}.$$

In the above, the subscripts indicate the size of the matrices. $A_{g \times g-1}$ is a matrix whose entries in the last row are all 1 and every other entry is 0. $B_{g \times g}$ is the same as B and $B_{g \times 1}, B_{1 \times g}$ have all entries 0 except for the $(g, 1)$ or $(1, g)$ entry respectively, which is equal to 1.

Since the $(2g, 2g)$ entry on the diagonal of V_{γ_g} is positive, we can use ([Tsa09], Proposition 2.4) to argue that $V_{\gamma_g}^{4g}$ is a positive matrix. In fact, a more thorough inspection of V_{γ_g} shows that already its $(4g - 4)^{\text{th}}$ power is a positive matrix, but we omit the details since we only need to obtain a bound of order $\frac{1}{g}$.

The fact that $V_{\gamma_g}^{4g}$ is a positive matrix implies that given a curve γ carried by τ , the curve $f_g^{4g}(\gamma)$ passes over every branch of τ . Given instead a curve γ carried by some diagonal extension of τ , then ([GT11], Lemma 5.2) implies that $f_g^K(\gamma)$ with $K = 6(2g - 2) + 4g = 16g - 12$ passes over every branch of τ .

Now, for $n \geq 1$ let $\tau_n := f_g^{K_n}(\tau)$ and set $\tau = \tau_0$. Then, the above observation shows that

$$PE(\tau_n) \subset \text{int}(PE(\tau_{n-1})).$$

From the Nesting Lemma (Section 2.2) we obtain the following sequence of inclusions:

$$\dots PE(\tau_n) \subset \text{int}(PE(\tau_{n-1})) \subset \mathcal{N}_1(\text{int}(PE(\tau_{n-1}))) \subset PE(\tau_{n-1}) \subset \text{int}(PE(\tau_{n-2})) \dots$$

Finally, choose a curve δ which is not carried by any extension of τ but such that $\gamma := f_g^K(\delta)$ is. Then for $n \geq 1$, we get that $f_g^{K_n}(\gamma)$ is an element of $PE(\tau_n)$. The above sequence of inclusions now implies that $d_{\mathcal{C}}(\gamma, f_g^{K_n}(\gamma)) \geq n$ for any $n \geq 1$. We conclude:

$$l_{\mathcal{C}}(f_g^K) = \liminf_{n \rightarrow \infty} \frac{d_{\mathcal{C}}(\gamma, f_g^{K_n}(\gamma))}{n} \geq 1,$$

which implies

$$l_{\mathcal{C}}(f_g) = \frac{l_{\mathcal{C}}(f_g^K)}{K} \geq \frac{1}{K} = \frac{1}{16g - 12}.$$

□

5.3 Proof of Theorem 1.2

This Section is devoted to the proof of Theorem 1.2.

Let $g \geq 2$ and $l_g := \min \{l_{\mathcal{C}}(f) \mid f \text{ is a pseudo-Anosov in a hyperelliptic component of genus } g\}$. In order to prove Theorem 1.2, we have to prove that $l_g \asymp \frac{1}{g}$. Hence, it suffices to find an upper and a lower bound for l_g that are of order $\frac{1}{g}$. From Theorem 1.1, together with the fact that the pseudo-Anosov f_g is in a hyperelliptic component, it follows immediately that $l_g \leq l_{\mathcal{C}}(f_g) \leq \frac{1}{g-1}$. Hence, it remains to find a lower bound. For that, we will show that any pseudo-Anosov in a hyperelliptic component of genus g has stable curve graph translation length greater or equal to $\frac{1}{16g-10}$. The argument we use is very similar to the proof of the lower bound in Theorem 1.1. We start with some preliminary observations that are necessary for the proof.

Let f be a pseudo-Anosov in a hyperelliptic component. Then, there exists a translation surface (X, ω) in a hyperelliptic component, a representative ϕ of f and a corresponding pseudo-Anosov ϕ_X on X (compare Section 2.3). Note that $l_{\mathcal{C}}(f) = l_{\mathcal{C}}(\phi_X)$. Since X is a hyperelliptic Riemann surface, it admits a hyperelliptic involution τ . Following the notation of Boissy and Lanneau, we let $\{\phi_X, \tau \circ \phi_X\} = \{\phi^+, \phi^-\}$, where ϕ^+ preserves the orientation of the associated foliations and ϕ^- reverses it (see [BL22] for details). The important property for our purposes is given by the following lemma:

Lemma 5.4. *It holds that $l_{\mathcal{C}}(\phi^+) = l_{\mathcal{C}}(\phi^-)$.*

Proof. We have to show that $l_{\mathcal{C}}(\phi_X) = l_{\mathcal{C}}(\tau \circ \phi_X)$. Since τ is a hyperelliptic involution, there is a curve α that is fixed by τ . Furthermore, conjugating τ by ϕ_X yields a hyperelliptic involution of X which -since τ is unique- has to be equal to τ . Thus, τ commutes with ϕ_X (cf. [BL12], Lemma 2.3). It follows that

$$(\tau \circ \phi_X)^n(\alpha) = \phi_X^n \circ \tau^n(\alpha) = \phi_X^n(\alpha)$$

for any $n \in \mathbb{N}$, and therefore

$$l_{\mathcal{C}}(\tau \circ \phi_X) = \liminf_{n \rightarrow \infty} \frac{d_{\mathcal{C}}(\alpha, (\tau \circ \phi_X)^n(\alpha))}{n} = \liminf_{n \rightarrow \infty} \frac{d_{\mathcal{C}}(\alpha, \phi_X^n(\alpha))}{n} = l_{\mathcal{C}}(\phi_X).$$

□

Let $n \in \{2g, 2g+1\}$. Let \mathcal{A} be an alphabet consisting of n letters $\alpha_1, \dots, \alpha_n$ and let

$$(\pi_t, \pi_b) = \begin{pmatrix} \alpha_1 & \alpha_2 & \dots & \alpha_{n-1} & \alpha_n \\ \alpha_n & \alpha_{n-1} & \dots & \alpha_2 & \alpha_1 \end{pmatrix}.$$

Throughout this section, we refer to (π_t, π_b) as the *central permutation*. Consider the connected component of the labeled Rauzy diagram of (π_t, π_b) . We call this component $\mathcal{D}_{(\pi_t, \pi_b)}$. Rauzy showed that this connected component is isomorphic to the so called unlabeled Rauzy diagram of $\pi = \pi_b \circ \pi_t^{-1}$ (see [Rau79] or [BL12]). This means in particular that no two different labeled permutations in $\mathcal{D}_{(\pi_t, \pi_b)}$ define the same unlabeled permutation. Any mapping class defined through Rauzy-Veech induction on $\mathcal{D}_{(\pi_t, \pi_b)}$ is affine for a hyperelliptic component. More concretely, if $n = 2g$, then it's affine for $\mathcal{H}(2g-2)$, and if $n = 2g+1$, then for $\mathcal{H}(g-1, g-1)$ (see for example [BL12]).

Given the central permutation, we can perform t -moves to it and obtain a loop in $\mathcal{D}_{(\pi_t, \pi_b)}$ consisting of $n-1$ vertices corresponding to

$$t^m \cdot (\pi_t, \pi_b) = \begin{pmatrix} \alpha_1 & \alpha_2 & \alpha_3 & \dots & \alpha_{m+1} & \alpha_{m+2} & \alpha_{m+3} & \dots & \alpha_n \\ \alpha_n & \alpha_m & \alpha_{m-1} & \dots & \alpha_1 & \alpha_{n-1} & \alpha_{n-2} & \dots & \alpha_{m+1} \end{pmatrix}$$

for $m = 1, \dots, n - 1$. We refer to this loop in the labeled Rauzy diagram as the *central loop*.

We are now ready to prove Theorem 1.2:

Proof. (Theorem 1.2)

Let f be in a hyperelliptic component of genus g and let ϕ^+, ϕ^- be as constructed above. In order to prove Theorem 1.2, it suffices to show that $l_{\mathcal{C}}(\phi^+) = l_{\mathcal{C}}(\phi^-) \geq \frac{1}{16g-10}$.

Boissy and Lanneau prove the following statement:

If ϕ^+ cannot be obtained by Rauzy-Veech induction on $\mathcal{D}_{(\pi_t, \pi_b)}$, then ϕ^- is obtained by a path in the augmented labeled Rauzy diagram that starts at a permutation in the central loop and consists of a single flip move which corresponds to the last edge of the path (cf. [BL22], Theorem 4.1).

From this, we obtain that at least one of ϕ^+, ϕ^- will be of the form f_γ (compare the notation of Section 3) where γ is one of two cases:

- γ is a closed path in $\mathcal{D}_{(\pi_t, \pi_b)}$.
- γ is a path in the augmented labeled Rauzy diagram starting at some $t^m \cdot (\pi_t, \pi_b)$ and whose last edge is the only edge with label f .

Hence, it suffices to analyze the stable curve graph translation length of f_γ in the two cases.

Recall from Section 4 that we assign a matrix V_γ to f_γ which is a train track matrix for a natural train track carried by f_γ . We want to have a power k such that V_γ^k becomes a positive matrix. Having found such a k , we can use ([GT11], Lemma 5.2) and argue analogously to the proof of the lower bound in Theorem 1.1 to conclude $l_{\mathcal{C}}(f_\gamma) \geq \frac{1}{6(2g-2)+k}$.

We are left with the task of finding the power k . Recall, that since V_γ is primitive, it suffices to find a non-zero diagonal entry. Then, we can apply the result of Tsai ([Tsa09], Proposition 2.4) to obtain k .

We analyze the two cases of the path γ separately:

In the first case, γ is a closed path in $\mathcal{D}_{(\pi_t, \pi_b)}$. So, V_γ is a product of matrices $V_{\alpha, \beta}$. In particular, we don't have to multiply with a permutation matrix at the end, because starting point and endpoint of γ are the same labeled permutation. Since the $V_{\alpha, \beta}$ are non-negative matrices with all diagonal entries equal to 1, all diagonal entries of V_γ are positive.

In the second case, γ is a path that starts at $t^m \cdot (\pi_t, \pi_b)$ for some $m \in \{1, \dots, n - 1\}$. The edges of γ are all t or b edges, except for the last one which is an f edge. The last vertex of γ defines the same unlabeled permutation as the starting point $t^m \cdot (\pi_t, \pi_b)$. This implies that the second to last vertex of γ is a labeled permutation in $\mathcal{D}_{(\pi_t, \pi_b)}$ which defines the same unlabeled permutation as $f \cdot t^m \cdot (\pi_t, \pi_b)$. Since

$$t^m \cdot (\pi_t, \pi_b) = \begin{pmatrix} \alpha_1 & \alpha_2 & \alpha_3 & \dots & \alpha_{m+1} & \alpha_{m+2} & \alpha_{m+3} & \dots & \alpha_n \\ \alpha_n & \alpha_m & \alpha_{m-1} & \dots & \alpha_1 & \alpha_{n-1} & \alpha_{n-2} & \dots & \alpha_{m+1} \end{pmatrix},$$

we have

$$f \cdot t^m \cdot (\pi_t, \pi_b) = \begin{pmatrix} \alpha_{m+1} & \dots & \alpha_{n-2} & \alpha_{n-1} & \alpha_1 & \dots & \alpha_{m-1} & \alpha_m & \alpha_n \\ \alpha_n & \dots & \alpha_{m+3} & \alpha_{m+2} & \alpha_{m+1} & \dots & \alpha_3 & \alpha_2 & \alpha_1 \end{pmatrix}.$$

The labeled permutation

$$(\pi'_t, \pi'_b) := t^{n-m-1} \cdot (\pi_t, \pi_b) = \begin{pmatrix} \alpha_1 & \alpha_2 & \alpha_3 & \dots & \alpha_{n-m} & \alpha_{n-m+1} & \alpha_{n-m+2} & \dots & \alpha_n \\ \alpha_n & \alpha_{n-m-1} & \alpha_{n-m-2} & \dots & \alpha_1 & \alpha_{n-1} & \alpha_{n-2} & \dots & \alpha_{n-m} \end{pmatrix}$$

is an element of $\mathcal{D}_{(\pi_t, \pi_b)}$ which defines the same unlabeled permutation as $f \cdot t^m \cdot (\pi_t, \pi_b)$. Since there is a unique such permutation, the second to last vertex of γ has to be (π'_t, π'_b) . Hence, the endpoint of γ is

$$f \cdot (\pi'_t, \pi'_b) = \begin{pmatrix} \alpha_{n-m} & \dots & \alpha_{n-2} & \alpha_{n-1} & \alpha_1 & \dots & \alpha_{n-m-2} & \alpha_{n-m-1} & \alpha_n \\ \alpha_n & \dots & \alpha_{n-m+2} & \alpha_{n-m+1} & \alpha_{n-m} & \dots & \alpha_3 & \alpha_2 & \alpha_1 \end{pmatrix}.$$

From the above, we obtain that V_γ is a product of matrices $V_{\alpha, \beta}$ followed by multiplication with a permutation matrix P which encodes the relabeling between $t^m \cdot (\pi_t, \pi_b)$ and $f \cdot (\pi'_t, \pi'_b)$. Notice that the n^{th} entry in the top row of the two labeled permutations is the same, namely α_n . This implies that the (n, n) -entry of P is equal to 1. Since any product of matrices $V_{\alpha, \beta}$ has positive entries on the diagonal, it follows that V_γ has a positive entry on the diagonal, namely the entry (n, n) .

We showed that in both cases the matrix V_γ has a positive entry on the diagonal. Since V_γ is an $n \times n$ matrix with either $n = 2g$ or $n = 2g + 1$, using ([Tsa09], Proposition 2.4), we obtain that V_γ^{4g+2} is a positive matrix. Hence, we have found the power $k = 4g + 2$ and conclude that $lc(f_\gamma) \geq \frac{1}{6(2g-2)+4g+2} = \frac{1}{16g-10}$.

Since this lower bound is of order $\frac{1}{g}$, this concludes the proof. \square

6 Proof of Theorem 1.3

In this section, we prove Theorem 1.3 as well as Corollaries 1.4 and 1.5 which follow directly from the Theorem.

For the proof of Theorem 1.3, we first construct the f_n and show that they are pseudo-Anosov. We proceed with finding bounds for their stretch factor and stable curve graph translation length respectively, in order to show the claims of the Theorem. The idea is to slightly modify Penner's famous example of a pseudo-Anosov in order to obtain the desired properties.

For $g \geq 3$, consider a genus g surface S as in Figure 6.

Let ρ be the order g homeomorphism that rotates the surface in Figure 6 anti-clockwise and let a, b, c be the curves depicted. Let T_γ denote the righthand Dehn twist about a curve γ . Penner shows that the mapping class $\rho \circ T_c \circ T_a^{-1} \circ T_b$ is pseudo-Anosov (see [Pen91]). We define $f_n \in \text{Mod}(S)$ by $f_n := \rho \circ T_c \circ T_a^{-1} \circ T_b^n$.

Lemma 6.1. *f_n is pseudo-Anosov.*

Proof. The curves $\rho^i(a), \rho^i(b), \rho^i(c)$ for $i = 1, \dots, g$ fill the surface. Note that

$$f_n^g = (\rho \circ T_c \circ T_a^{-1} \circ T_b^n)^g = \prod_{i=1}^g T_{\rho^i(c)} \circ T_{\rho^i(a)}^{-1} \circ T_{\rho^i(b)}^n.$$

From ([Pen88], Theorem 3.1), with $\mathcal{C} = \{\rho^i(b), \rho^i(c) \mid i = 1, \dots, g\}$ and $\mathcal{D} = \{\rho^i(a) \mid i = 1, \dots, g\}$, it follows that f_n^g is pseudo-Anosov. Assume f_n were periodic or reducible. Then, some power f_n^m of f_n fixes a curve. Hence f_n^{mg} fixes that curve too, which is absurd since f_n^g is pseudo-Anosov. So, f_n has to be pseudo-Anosov. \square

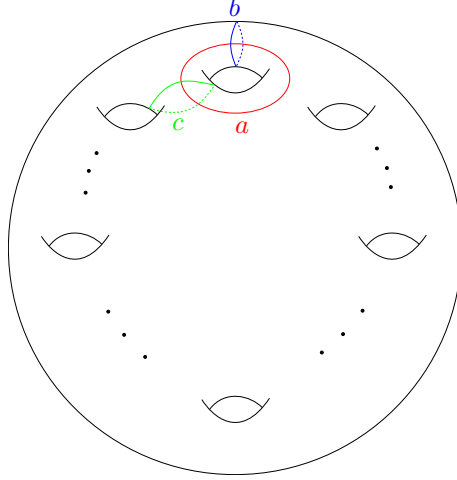


Figure 6: Genus g surface

Lemma 6.2. *For all n , it holds that $\lambda(f_n) \geq n^{\frac{1}{g}}$, and consequently $l_{\mathcal{T}}(f_n) \geq \log(n^{\frac{1}{g}})$.*

Proof. The proof is analogous to the one Penner presents ([Pen91], Section "An upper bound by example"). There, Penner defines a train track which is invariant for f_n . By analyzing the space of measures arising as counting measures of the curves $a, b, c, \rho(a), \rho(b), \rho(c), \dots, \rho^{g-1}(a), \rho^{g-1}(b), \rho^{g-1}(c)$ on this train track, Penner constructs a $3g \times 3g$ -matrix M which counts how often each curve passes over any other curve and shows that the spectral radius of M is the stretch factor of the pseudo-Anosov f_1 . More precisely, if we denote the above curves in the same order as above by γ_i , with $i = 1, \dots, 3g-3$, then the (i, j) entry of M counts how often $f_1(\gamma_j)$ passes over γ_i , i.e. the j^{th} column describes the image of γ_j .

Using the same argument, we obtain that $\lambda(f_n)$ can be computed as the spectral radius of the matrix

$$M_n = \begin{pmatrix} 0 & 0 & 0 & \dots & 0 & Id \\ A_n & B_n & 0 & \dots & 0 & C_n \\ 0 & Id & 0 & \dots & 0 & 0 \\ 0 & 0 & Id & \dots & 0 & 0 \\ \vdots & \vdots & \vdots & & \vdots & \vdots \\ 0 & 0 & 0 & \dots & Id & 0 \end{pmatrix},$$

where all blocks are 3×3 matrices and M_n is a $3g \times 3g$ matrix. Id denotes the identity matrix and

$$A_n = \begin{pmatrix} n+1 & 1 & 1 \\ n & 1 & 0 \\ n+1 & 1 & 2 \end{pmatrix}, \quad B_n = \begin{pmatrix} 0 & 0 & 0 \\ 0 & 0 & 0 \\ 1 & 0 & 0 \end{pmatrix}, \quad C_n = \begin{pmatrix} 0 & 0 & 1 \\ 0 & 0 & 0 \\ 0 & 0 & 1 \end{pmatrix}.$$

Penner's example is exactly the case where $n = 1$. Computing the g^{th} iterate of the matrix for $g \geq 4$ yields

$$M_n^g = \begin{pmatrix} A_n & B_n & 0 & 0 & \dots & 0 & 0 & 0 & C_n \\ C_n A_n & D_n + C_n B_n & B_n A_n & 0 & \dots & 0 & 0 & 0 & C_n^2 \\ 0 & C_n & D_n & B_n A_n & \dots & 0 & 0 & 0 & 0 \\ \vdots & \vdots & \vdots & \vdots & \vdots & \vdots & \vdots & \vdots & \vdots \\ 0 & 0 & 0 & 0 & \dots & 0 & C_n & D_n & B_n A_n \\ B_n A_n & 0 & 0 & 0 & \dots & 0 & 0 & C_n & D_n \end{pmatrix},$$

where $D_n := A_n + B_n C_n$. This computation is analogous to ([Pen91]).

In the case $g = 3$, one obtains

$$M_n^g = \begin{pmatrix} A_n & B_n & C_n \\ C_n A_n & D_n + C_n B_n & B_n A_n + C_n \\ B_n A_n & C_n & D_n \end{pmatrix}.$$

By the Collatz-Wielandt formula, we obtain that the spectral radius of M_n^g is at least as big as the lowest row sum, which in both cases is given by the second row and equals $n + 1$. Denoting the spectral radius of M_n by $\rho(M_n)$, we have

$$\lambda(f_n) = \rho(M_n) = \rho(M_n^g)^{\frac{1}{g}} \geq (n + 1)^{\frac{1}{g}} \geq n^{\frac{1}{g}}.$$

□

Lemma 6.3. *For any n , it holds that $l_{\mathcal{C}}(f_n) \leq \frac{1}{g-1}$.*

Proof. Consider the curve $\gamma := \rho(b)$. Since it is disjoint from a, b, c , we have $f_n(\gamma) = \rho(\gamma) = \rho^2(b)$. Iteratively, we obtain

$$f_n^{g-1}(\gamma) = \rho^{g-1}(\gamma) = \rho^g(b) = b.$$

Since b is disjoint from γ , we get that $d_{\mathcal{C}}(\gamma, f_n^{g-1}(\gamma)) = 1$, which implies that

$$l_{\mathcal{C}}(f_n) \leq \frac{d_{\mathcal{C}}(\gamma, f_n^{g-1}(\gamma))}{g-1} = \frac{1}{g-1}.$$

□

Lemma 6.2 shows that the stretch factors of the f_n tend to infinity, while Lemma 6.3 implies that their stable curve graph translation length is bounded from above by the constant required. This finishes the proof of Theorem 1.3.

Gadre and Tsai show that the stable curve graph translation length of f_1 , i.e. Penner's original example, can be bounded from above not just by $\frac{1}{g-1}$ but even by $\frac{4}{g^2+g-4}$ (see [GT11], proof of Theorem 6.1). This is done by computing more iterates of the curve $\rho(b)$. In particular, Gadre and Tsai argue that an iterate of $\rho(b)$ is contained in a neighbourhood of a union of some of the curves in the set $\{\rho^i(a), \rho^i(b), \rho^i(c) \mid i = 1, \dots, g\}$, and as long as this union is not over all the curves of the set, one can find a curve disjoint from both $\rho(b)$ and its iterate. So, the proof boils down to controlling the neighbourhoods for a high enough iterate. Since f_n differs from f_1 only by twisting more often about b , the iterates of $\rho(b)$ under f_n are contained in the same neighbourhoods as the iterates of $\rho(b)$ under f_1 . Hence, looking at f_n instead of f_1 does not affect Gadre and Tsai's argument, and we obtain $l_{\mathcal{C}}(f_n) \leq \frac{4}{g^2+g-4}$. We leave out the details, since our bound of $\frac{1}{g-1}$ is enough in order to prove Corollaries 1.4 and 1.5.

Corollary 1.3. *There exists a sequence $(h_g)_{g=2}^{\infty}$, where h_g is a pseudo-Anosov of a genus g surface, with*

$$l_{\mathcal{T}}(h_g) \rightarrow \infty \text{ and } l_{\mathcal{C}}(h_g) \rightarrow 0,$$

as $g \rightarrow \infty$.

Proof. For $g = 2$, let h_g be an arbitrary pseudo-Anosov. For $g \geq 3$, let $n_g := g^g$ and let $h_g := f_{n_g}$, where f_{n_g} is as constructed at the beginning of Section 6 for the corresponding genus g .

From Lemma 6.2 we obtain $l_{\mathcal{T}}(h_g) \geq \log(g)$, and from Lemma 6.3 we get that $l_{\mathcal{C}}(f_g) \leq \frac{1}{g-1}$. It follows that

$$\lim_{g \rightarrow \infty} l_{\mathcal{T}}(h_g) = \infty \text{ and } \lim_{g \rightarrow \infty} l_{\mathcal{C}}(h_g) = 0.$$

□

Corollary 1.4. *For any $g \geq 3$, there exists $q \in \mathbb{Q}$ such that there are infinitely many non-conjugate pseudo-Anosovs in $\text{Mod}(S)$ with stable curve graph translation length q .*

Proof. Let $L = \{l_{\mathcal{C}}(f) \mid f \in \text{Mod}(S) \text{ pseudo-Anosov}\}$ be the set of all stable curve graph translation lengths of pseudo-Anosovs on S . Bowditch proves that there is a power m such that every pseudo-Anosov $f \in \text{Mod}(S)$ preserves a geodesic in the curve graph after being raised to the power m (see [Bow08], Theorem 1.4). Hence, the set L is contained in the set $\{\frac{n}{m} \mid n \in \mathbb{N}\}$. In particular, this implies that for any constant C , the set $\{x \in L \mid x \leq C\}$ is finite.

From Theorem 1.3, we know that there is a sequence of pseudo-Anosovs f_n with $\lambda(f_n) \rightarrow \infty$ as $n \rightarrow \infty$, and furthermore $l_{\mathcal{C}}(f_n) \leq C$ for all n , where C can be taken to be any constant above $\frac{1}{g-1}$. After having to possibly pass to a subsequence, we can assume that all the $\lambda(f_n)$ are pairwise different, and so all the f_n are pairwise non-conjugate.

Finally, since the set $\{l_{\mathcal{C}}(f_n) \mid n \in \mathbb{N}\}$ is a finite set by the discussion above, there must be a q that is attained by infinitely many of the f_n . □

References

- [BL12] Corentin Boissy and Erwan Laneeau. “Pseudo-Anosov homeomorphisms on translation surfaces in hyperelliptic components have large entropy”. In: *Geometric and Functional Analysis* (2012).
- [BL22] Corentin Boissy and Erwan Laneeau. “Length spectrum of hyperelliptic components”. In: *J. Eur. Math. Soc.* 24, 1839-1892 (2022).
- [Bow08] Brian H. Bowditch. “Tight geodesics in the curve complex”. In: *Inventiones mathematicae* (2008).
- [FM12] Benson Farb and Dan Margalit. *A primer on mapping class groups*. Princeton University Press, 2012.
- [GT11] Vaibhav Gadre and Chia-Yen Tsai. “Minimal pseudo-Anosov translation lengths on the complex of curves”. In: *Geometry and Topology* 15, 1297-1312 (2011).
- [Gad+13] Vaibhav Gadre et al. “Lipschitz constants to curve complexes”. In: *Mathematical Research Letters* (2013).
- [KZ03] Maxim Kontsevich and Anton Zorich. “Connected components of the moduli spaces of Abelian differentials with prescribed singularities”. In: *Inventiones mathematicae* 153, 631-678 (2003).
- [MM99] Howard Masur and Yair Minsky. “Geometry of the complex of curves I: Hyperbolicity”. In: *Inventiones Mathematicae* (1999).
- [PH92] Robert Penner and John Harer. *Combinatorics of train tracks*. Annals of Mathematical Studies no. 125, Princeton University Press, 1992.
- [Pen88] Robert C. Penner. “A construction of pseudo-Anosov homeomorphisms”. In: *Proceedings of the American Mathematical Society (Volume 310, Number 1)* (1988).
- [Pen91] Robert C. Penner. “Bounds on least dilatations”. In: *Proceedings of the American Mathematical Society (Volume 113, Number 2)* (1991).
- [Rau79] Gérard Rauzy. “Échanges d’intervalles et transformations induites”. In: *Acta Arithmetica* 34, 315-328 (1979).

- [Tsa09] Chia-Yen Tsai. “The asymptotic behavior of least pseudo-Anosov dilatations”. In: *Geometry and Topology* (13) (2009).
- [Vee82] W.A Veech. “Gauss measures for transformations on the space of interval exchange maps”. In: *Ann. of Math. (2)* 115, 201-242 (1982).
- [Wri15] Alex Wright. “Translation surfaces and their orbit closures: An introduction for a broad audience”. In: *EMS Surveys in Mathematical Sciences* 2, 63-108 (2015).
- [Yoc07] Jean-Christophe Yoccoz. “Interval exchange maps and translation surfaces”. In: *Lecture notes* (2007).