

Community Detection in Large-Scale Complex Networks via Structural Entropy Game

Yantuan Xian

Kunming University of Science and
Technology
Yunnan Key Laboratory of Artificial
Intelligence
Yunnan, China
xianyt@kust.edu.cn

Pu Li

Kunming University of Science and
Technology
Yunnan Key Laboratory of Artificial
Intelligence
Yunnan, China
lip@stu.kust.edu.cn

Hao Peng

Beihang University
Beijing, China
penghao@buaa.edu.cn

Zhengtao Yu*

Kunming University of Science and
Technology
Yunnan Key Laboratory of Artificial
Intelligence
Yunnan, China
yuzt@kust.edu.cn

Yan Xiang

Kunming University of Science and
Technology
Yunnan Key Laboratory of Artificial
Intelligence
Yunnan, China
yanx@kust.edu.cn

Philip S. Yu

University of Illinois Chicago
Chicago, USA
psyu@uic.edu

ABSTRACT

Community detection is a critical task in graph theory, social network analysis, and bioinformatics, where communities are defined as clusters of densely interconnected nodes. However, detecting communities in large-scale networks with millions of nodes and billions of edges remains challenging due to the inefficiency and unreliability of existing methods. Moreover, many current approaches are limited to specific graph types, such as unweighted or undirected graphs, reducing their broader applicability. To address these issues, we propose a novel heuristic community detection algorithm, termed CoDeSEG, which identifies communities by minimizing the two-dimensional (2D) structural entropy of the network within a potential game framework. In the game, nodes decide to stay in current community or move to another based on a strategy that maximizes the 2D structural entropy utility function. Additionally, we introduce a structural entropy-based node overlapping heuristic for detecting overlapping communities, with a near-linear time complexity. Experimental results on real-world networks demonstrate that CoDeSEG is the fastest method available and achieves state-of-the-art performance in overlapping normalized mutual information (ONMI) and F1 score.

CCS CONCEPTS

• **Computing methodologies** → **Cluster analysis**; • **Mathematics of computing** → **Graph algorithms**.

*Corresponding author.

Permission to make digital or hard copies of all or part of this work for personal or classroom use is granted without fee provided that copies are not made or distributed for profit or commercial advantage and that copies bear this notice and the full citation on the first page. Copyrights for components of this work owned by others than ACM must be honored. Abstracting with credit is permitted. To copy otherwise, or republish, to post on servers or to redistribute to lists, requires prior specific permission and/or a fee. Request permissions from permissions@acm.org.
WWW '25, April 28–May 2, 2025, Sydney, Australia.

© 2025 Association for Computing Machinery.
ACM ISBN 978-x-xxxx-xxxx-x/YY/MM...\$15.00
<https://doi.org/10.1145/nnnnnnn.nnnnnnn>

KEYWORDS

Community detection, structural entropy, potential games, large-scale networks

ACM Reference Format:

Yantuan Xian, Pu Li, Hao Peng, Zhengtao Yu, Yan Xiang, and Philip S. Yu. 2025. Community Detection in Large-Scale Complex Networks via Structural Entropy Game. In *Proceedings of the ACM Web Conference 2025 (WWW '25), April 28–May 2, 2025, Sydney, Australia*. ACM, New York, NY, USA, 12 pages. <https://doi.org/10.1145/nnnnnnn.nnnnnnn>

1 INTRODUCTION

Community refers to a set of closely related nodes within a network, also known as a cluster or module in literature [15, 17]. Community detection is a task that reveals fundamental structural information within real-world networks, providing valuable insights by identifying tightly knit subgroups. In drug discovery, for instance, detecting protein functional groups facilitates the identification of novel, valuable proteins [33]. In social event detection, analyzing message groups within social streams helps to understand the development trends of events and analyze public sentiment [9]. Community detection also plays a role in recent retrieval-augmented generation (RAG) applications, like GraphRAG [13]. Furthermore, community detection has extensive applications across various domains, including recommender systems [4], medicine [3], biomedical research [34, 41], social networks [16, 39], and more.

As illustrated in Figure 1(b), most early research on community detection has focused on disjoint clusters, where each node belongs to a single community, and there is no overlap between communities [7, 8, 15, 40, 45, 47, 53]. However, nodes often participate in multiple communities in many real-world applications (as depicted in Figure 1(c)), sparking a growing interest in detecting overlapping communities [23, 38, 50]. Overlapping community detection typically entails higher computational costs and time overhead than disjoint community detection. In the past two decades, numerous algorithms for overlapping community detection have

been proposed, including those based on modularity [11], label propagation [29, 51], seed expansion [20, 49], non-negative matrix factorization [52], spectral clustering [48]. However, existing overlapping community detection methods [10, 18, 25, 52] struggle to scale to networks with millions of nodes and billions of edges, often requiring days or longer to produce results.

Many well-established and widely-used methods for large-scale networks are typically limited to specific types of graphs, such as unweighted or undirected graphs, thereby restricting their applicability. For instance, algorithms like Bigclam [52] and SLPA [51] detect overlapping communities in unweighted and undirected graphs. Methods like Louvain [7], Leiden [45], and LPA [40] focus on detecting non-overlapping communities in undirected graphs. Detecting overlapping communities in weighted, directed, large-scale networks remains a significant challenge.

In recent years, deep learning-based community detection models have achieved promising results by learning node embeddings and detecting communities through node clustering or classification [44, 54, 56]. However, due to the learning and encoding processes of deep models, these methods demonstrate inefficiencies when applied to large-scale networks [21, 43].

To tackle these challenges, we propose a novel algorithm named CoDeSEG (**Community Detection via Structural Entropy Game**) for detecting overlapping communities in large-scale complex networks. The proposed algorithm follows the game-theoretic inspired community detection framework [10], named as **community formation game**. In the game, we quantify the rewards and required costs associated with nodes joining or leaving a community through the changes in structural entropy. The Nash equilibrium of the game directly corresponds to the network’s community structure, with each node’s community memberships at equilibrium serving as the output of the community detection algorithm.

The community-formation-game-based algorithm shows its effectiveness and efficiency in large-scale networks. Lyu et al. propose the FOX [32] algorithm, which measures the closeness between nodes and communities by approximating the number of triangles in communities. Ferdowsi et al. introduce a two-phase non-cooperative game model for community detection, where non-overlapping communities are first identified using a local interaction utility function, followed by identifying overlapping nodes based on the payoffs derived from community memberships [14].

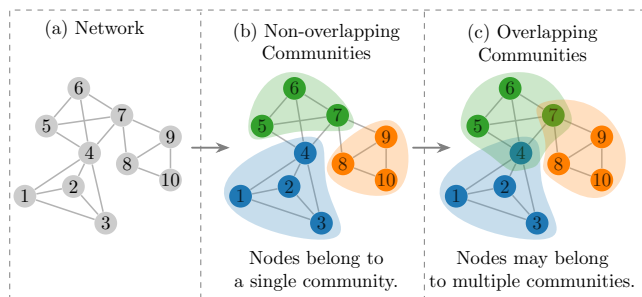


Figure 1: Illustration of non-overlapping and overlapping community structures in a network.

In contrast to these methods, we define the potential function as the 2-dimensional structural entropy (2D SE) [27] of the network and derive an efficient node utility function computable in approximately constant time. By applying the node utility to the community formation game, we detect communities in large-scale networks efficiently. We also present a structural entropy-based node overlap heuristic function to detect overlapping communities, which can leverage the intermediate results of the community formation game to speed up the algorithm. Moreover, the proposed algorithms can apply to various graphs, whether unweighted, weighted, undirected, or directed graphs, to produce stable, reliable community structures in a unified framework. To our knowledge, CoDeSEG is the fastest known algorithm for large-scale network community detection. The algorithm’s simplicity also supports straightforward parallelization, further enhancing its efficiency by computing the node strategies concurrently. Experiments on real-world networks demonstrate that CoDeSEG consistently outperforms baselines in performance while incurring significantly lower time overhead than the second-fastest baseline. The codes of CoDeSEG and baselines, along with datasets, are publicly available on GitHub¹. In summary, the contributions of this paper are as follows:

- We propose a novel heuristic algorithm for community detection in large-scale networks, termed CoDeSEG. This algorithm introduces two-dimensional structural entropy to define the potential function of the community formation game and derives a node utility function with nearly constant time complexity.
- We design a two-stage algorithm for detecting overlapping communities in diverse graphs. CoDeSEG identifies non-overlapping communities through the proposed community formation game and subsequently detects overlapping communities rapidly using a node overlap heuristic function based on structural entropy.
- Experimental results on publicly available large-scale real-world networks demonstrate that the CoDeSEG algorithm outperforms state-of-the-art community detection algorithms regarding overlapping NMI and F1 scores, and significantly reducing detection time. Compared to the fastest baseline method, CoDeSEG achieves an average speedup of 45 times in detection time.

2 PRELIMINARIES

In this section, we summarize the concepts and definitions related to the background of our work, including community detection, community formation games, and structural entropy.

2.1 Community Detection

The goal of community detection is to identify communities where the density of edges within a community exceeds that between communities, while accounting for nodes that may belong to multiple communities. Given a graph $G = (\mathcal{V}, \mathcal{E})$, where \mathcal{V} is the set of nodes (vertices), \mathcal{E} is the set of edges (links) connecting the nodes, community detection algorithms find a set of communities $\mathcal{P} = \{C_1, C_2, \dots, C_k\}$, where each $C_i \subseteq \mathcal{V}$ is a network community. In an overlapping community detection task, nodes $x \in \mathcal{V}$ can belong to more than one community.

¹<https://github.com/SELGroup/CoDeSEG>

2.2 Community Formation Game

Chen et al. [10] propose a game-theoretic-based community detection framework, named **community formation game**, that simulates the strategy selection and interactions of nodes within a network to identify community structures. In the game, each node $x \in \mathcal{V}$ is treated as a rational participant (player), consistently choosing the best strategy (community) that maximizes utility function. When the game converges to a Nash equilibrium, it corresponds to the communities the algorithm detects. We present relevant definitions, as follows:

Definition 2.1 (Strategy Profile). A strategy profile is a combination of strategies chosen by all players in the game. If there are n players in the game, and each player i has a set of strategies S_i , then a strategy profile s is a tuple $s = (s_1, s_2, \dots, s_n)$, where $s_i \in S_i$ is the strategy chosen by player i .

Definition 2.2 (Utility Function). A utility (payoff) function represents the benefit a player receives based on the chosen strategies. For a player i , the utility function is denoted by $u_i : S \rightarrow \mathbb{R}$, where S is the set of all possible strategy profiles. The function $u_i(s)$ gives the payoff to player i when the strategy profile s is played.

Definition 2.3 (Potential Game). There exists a potential function $\varphi : S \rightarrow \mathbb{R}$, for any player i and any two strategy profiles s and s' differing only in the strategy of player i , the change in the potential function equals the change of player i 's payoff:

$$\varphi(s') - \varphi(s) = u_i(s') - u_i(s) \quad (1)$$

where u_i is the utility function for player i . Algorithms for learning in potential games, such as best response dynamics, are capable of converging to a Nash equilibrium. The Nash equilibrium refers to a stable state in multiplayer games in which no player can improve their outcome by unilaterally altering their strategy.

2.3 Structural Entropy

Structural entropy (SE) quantifies uncertainty and information content in complex networks, with lower values indicating more ordered structures and higher values reflecting greater disorder [27]. Communities within a network can be identified by minimizing its 2D structural entropy. Suppose $\mathcal{P} = \{C_1, C_2, \dots, C_k\}$ is a partition of the network G , the 2D structural entropy is defined as:

$$\mathcal{H}^2(\mathcal{P}) = - \sum_{c \in \mathcal{P}} \left(\frac{g_c}{v_\lambda} \log \frac{v_c}{v_\lambda} + \sum_{x \in c} \frac{d_x}{v_\lambda} \log \frac{d_x}{v_c} \right), \quad (2)$$

where d_x is the degree of node x , v_λ is the volume of the network. g_c and v_c represent the volume and cut of community c , respectively. For a more detailed definition of structural entropy, refer to Appendix B.

3 METHODOLOGY

This section introduces the proposed algorithm CoDeSEG. Section 3.1 presents the structural entropy-based heuristic for the community formation game, followed by Section 3.2, which details key strategy computations. The full community detection algorithm is outlined in Section 3.3, and Section 3.4 analyzes its time complexity.

3.1 Structural Entropy based Heuristic Function

The proposed algorithm models community formation as a potential game, where the potential function is the network's 2D structural entropy $\mathcal{H}^2(\mathcal{P})$. Each node selects the community that most reduces this entropy as its optimal strategy. When the game converges to a Nash equilibrium, yielding communities with a minimized two-dimensional structural entropy. Consider a node in G adopting a strategy, such as altering its community membership, resulting in a new partition denoted by \mathcal{P}' . We define the **heuristic function** Δ as the change in the potential function:

$$\Delta = \mathcal{H}^2(\mathcal{P}) - \mathcal{H}^2(\mathcal{P}'). \quad (3)$$

In the disjoint community formation game, each node aims to maximize the value of Δ by moving to the best adjacent community, resulting in a partition with reduced 2D structural entropy. A node can choose from three strategies: **Stay**, **Leave and be alone**, and **Transfer to another community**.

Stay: Node x decides to stay in the current community, then the partition \mathcal{P} remains unchanged, $\mathcal{P}' = \mathcal{P}$. The value of heuristic function Δ_S is:

$$\Delta_S = \mathcal{H}^2(\mathcal{P}) - \mathcal{H}^2(\mathcal{P}') = 0. \quad (4)$$

Leave and be alone: Suppose the original partition is $\mathcal{P} = \{C_1, C_2, \dots, C_k\}$ and when node x leaves its community C_k , resulting in a new partition $\mathcal{P}' = \{C_1, C_2, \dots, C'_k, \{x\}\}$, where $C'_k = C'_k \cup \{x\}$. The value of heuristic function $\Delta_L(x, C_k)$ is:

$$\begin{aligned} \Delta_L(x, C_k) &= \mathcal{H}^2(\mathcal{P}) - \mathcal{H}^2(\mathcal{P}') \\ &= \mathcal{H}^2(C_k) - \mathcal{H}^2(C'_k) - \mathcal{H}^2(\{x\}). \end{aligned} \quad (5)$$

The calculation details for Equation (5) are provided in Section 3.2. If community C_k is a singleton, then $\Delta_L(x, C_k) = 0$.

Transfer to another community: Suppose x transfers from C_1 to C_k , the original partition is $\mathcal{P} = \{C_1, C_2, \dots, C_k\}$ and the new partition is $\mathcal{P}' = \{C'_1, C_2, \dots, C'_k\}$, where $C'_1 = C_1 \setminus \{x\}$, $C'_k = C_k \cup \{x\}$. The transfer strategy can be seen as a composite transformation of two steps. Firstly, node x leaves C_1 and does not join any community, which yields an intermediate $\mathcal{P}^m = \{C'_1, C_2, \dots, C'_k, \{x\}\}$. Secondly, node x join C_k , resulting in new partition \mathcal{P}' . We can easily figure out that the second step is an inverse transformation of the Leave and be alone strategy. Therefore, the value of the heuristic function $\Delta_T(x, C_1, C_k)$ can be expressed as:

$$\begin{aligned} \Delta_T(x, C_1, C_k) &= \mathcal{H}^2(\mathcal{P}) - \mathcal{H}^2(\mathcal{P}') \\ &= (\mathcal{H}^2(\mathcal{P}) - \mathcal{H}^2(\mathcal{P}^m)) + (\mathcal{H}^2(\mathcal{P}^m) - \mathcal{H}^2(\mathcal{P}')) \\ &= \Delta_L(x, C_1) - \Delta_L(x, C_k). \end{aligned} \quad (6)$$

Since a node x may have several adjective target communities, we denote the best-transferring with $\max \Delta_T$ as $\Delta_T(x, C_{\text{best}})$.

In our community formation game, a node will only join a new community if it decreases the network's 2D structural entropy. Consequently, a node will prefer to stay in its current community unless another community offers a further reduction in 2D structural entropy. Thus, Leave and be alone strategy is optional. Therefore, in our disjoint community formation game algorithm, node x selects its movement strategy according to the following formula:

$$S(x) = \max(\Delta_S, \Delta_T(x, C_{\text{best}})). \quad (7)$$

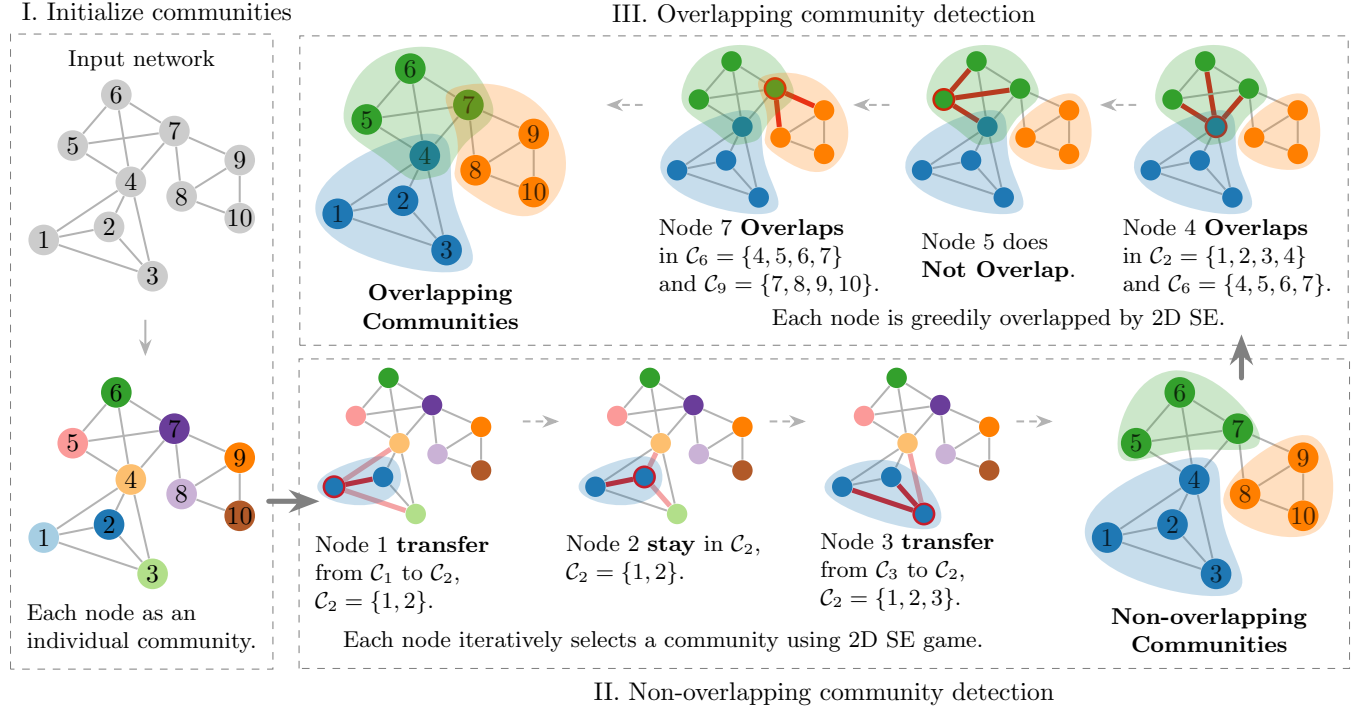


Figure 2: Overview of the proposed CoDeSEG algorithm.

After identifying disjoint communities, we propose using a structural entropy heuristic to determine whether a node x should overlap between communities.

Overlap nodes: Suppose the partition is $\mathcal{P} = \{C_1, C_2, \dots, C_k\}$, for a node $x \notin C_k$, exists $y \in \text{Neighbors}(x)$, $y \in C_k$. If we copy (overlap) x to community C_k , we create a new overlapping partition $\mathcal{P}' = \{C_1, C_2, \dots, C'_k\}$, where $C'_k = C_k \cup \{x\}$. Since the copy action does not affect the origin community, we define the overlapping heuristic function as follows:

$$\Delta_O(x, C_k) = \mathcal{H}^2(\mathcal{P}) - \mathcal{H}^2(\mathcal{P}') = -\Delta_L(x, C'_k). \quad (8)$$

If $\Delta_O(x, C_k) > 0$, it means the overlap action reduces the partition's structural entropy. However, this criterion may allow excessive node overlapping. To address this, we propose using the average value of $\Delta_L(x_i, C_k)$ for nodes in the community C_k as a threshold. Nodes can only overlap with C_k if their $\Delta_L(x, C_k)$ exceeds this threshold.

3.2 Efficient computation of $\Delta_L(x, C_k)$

The formulas for the strategies above highlight that efficiently completing the community formation game depends on quickly computing the node leave strategy. By deriving Equation (5), we obtain an efficient formula for computing $\Delta_L(x, C_k)$:

$$\begin{aligned} \Delta_L(x, C_k) &= \mathcal{H}^2(\mathcal{P}) - \mathcal{H}^2(\mathcal{P}') \\ &= \frac{g'_{c'_k}}{v_\lambda} \log \frac{v'_{c'_k}}{v_\lambda} - \frac{g_{c_k}}{v_\lambda} \log \frac{v_{c_k}}{v_\lambda} + \frac{d_x}{v_\lambda} \log \frac{v_{c_k}}{v_\lambda} + \frac{v'_{c'_k}}{v_\lambda} \log \frac{v_{c_k}}{v'_{c'_k}}, \end{aligned} \quad (9)$$

where $v'_{c'_k}$ represents the volume of C'_k , and $g'_{c'_k}$ denotes the sum of the degrees (weights) of the cut edges of C'_k . The detailed derivation is provided in Appendix C.

By caching all community volumes $\{v_{c_1}, v_{c_2}, \dots, v_{c_k}\}$ and cut edge summations $\{g_{c_1}, g_{c_2}, \dots, g_{c_k}\}$, computing $v'_{c'_k}$ and $g'_{c'_k}$ becomes straightforward, allowing us to calculate $\Delta_L(x, C_k)$ in constant time complexity, $O(1)$. For an undirected graph, $v'_{c'_k}$ and $g'_{c'_k}$ can be computed using the following equations:

$$v'_{c'_k} = v_{c_k} - d_x, \quad g'_{c'_k} = g_{c_k} + 2d_x^{\text{in}} - d_x, \quad (10)$$

where d_x^{in} denotes the sum of edge weights between node x and its neighbor nodes within community C_k . The proposed strategies can be easily adapted for directed networks by separately considering the in-degree and out-degree of node x relative to community C_k . Consequently, Equation (10) is updated accordingly:

$$v'_{c'_k} = v_{c_k} - d_x, \quad g'_{c'_k} = g_{c_k} + d_x^{\text{in}} + d_x^{\text{out}} - d_x. \quad (11)$$

Once a node x is transferred to a new community, we will update the statistics of the target and source communities using the following formulas,

$$\begin{aligned} v_{c_t} &\leftarrow v_{c_t} + d_x, & v_{c_k} &\leftarrow v'_{c'_k}, \\ g_{c_t} &\leftarrow g_{c_t} - 2d_x^{\text{in}} + d_x, & g_{c_k} &\leftarrow g'_{c'_k}. \end{aligned} \quad (12)$$

For directed graphs, we can easily derive similar formulas for updating community statistics.

3.3 Community Detection Algorithm

After developing effective methodologies for community formation games, we introduce a new two-stage algorithm for overlapping community detection. Figure 2 provides an overview of this algorithm. In the non-overlapping detection phase, each node x sequentially implements the best strategy from Equation (7) until all nodes are assigned to their communities. In the overlapping phase, nodes

Algorithm 1: Non-overlapping Community Detection.

Input: Graph $G = (\mathcal{V}, \mathcal{E})$; Termination threshold τ_n .
Output: Non-overlapping communities (partition) \mathcal{P} of G .

- 1 $\mathcal{P} \leftarrow$ Each node as an individual community.
- 2 Initialize community volumes $\{v_{c_1}, v_{c_2}, \dots, v_{c_n}\}$.
- 3 Initialize cut edge summations $\{g_{c_1}, g_{c_2}, \dots, g_{c_n}\}$.
- 4 **while** *true* **do**
- 5 $\Delta_{\text{sum}} \leftarrow 0, M \leftarrow 0$
- 6 **for** *node* $x \in \mathcal{V}$ **do**
- 7 $C_x \leftarrow$ Community contains x
- 8 $t_c \leftarrow$ Index of community C_x
- 9 $t \leftarrow t_c$ $\triangleright t_c$ means stay in C_x
- 10 $\Delta_L(x, C_x) \leftarrow$ Eq.9
- 11 $\Delta_{\text{max}} \leftarrow \Delta_L(x, C_x)$
- 12 **for** k -th adjacent community C_k of node x **do**
- 13 $\Delta_L(x, C_k) \leftarrow$ Eq.9
- 14 $\Delta_T(x, C_x, C_k) \leftarrow$ Eq.6
- 15 **if** $\Delta_T(x, C_x, C_k) > \Delta_{\text{max}}$ **then**
- 16 $\Delta_{\text{max}} \leftarrow \Delta_T(x, C_x, C_k)$
- 17 $t \leftarrow k$
- 18 **if** $t \neq t_c$ **then**
- 19 Transfer x from C_x to C_t
- 20 Update statistics of C_x, C_t by Eq.12
- 21 $M \leftarrow M + 1$.
- 22 $\Delta_{\text{sum}} \leftarrow \Delta_{\text{sum}} + \Delta_{\text{max}}$
- 23 **if** $M = 0$ or Eq. 13 is satisfied **then**
- 24 Break
- 25 **return** \mathcal{P}

x can overlap multiple communities if the overlap action meets the specified threshold.

3.3.1 Non-overlapping Community Detection. We propose a non-overlapping community detection algorithm designed to minimize 2D structural entropy using a potential game, where the optimal strategy is computed by Equation (7). Once the game reaches a Nash equilibrium, the communities stabilize and no longer change. The pseudo-code of the proposed algorithm is provided in Algorithm 1.

In Algorithm 1, we initialize each node as an individual cluster and compute their volumes, setting the cut edges' summations as the node degrees (lines 1-3). In a directed network, the volumes of these communities are node in-degrees, and the summations of cut edges are node out-degrees.

The heart of our algorithm lies in an iterative loop of community formation games. We evaluate every node x in each iteration and determine the optimal strategy for x to significantly minimize the 2D structural entropy of the graph (lines 7-17). To get the best strategy for a node, we firstly compute the heuristic $\Delta_L(x, C_x)$ that provides a measure of the impact when node x leaves its current community. The maximum heuristic function value Δ_{max} is initially set to $\Delta_L(x, C_x)$, and the target community index t is set to t_c indicating stay in the current community (lines 7-11). Then, we evaluate each adjacent community C_k to determine if moving node

x to any of these communities would result in a greater heuristic function value (lines 12-17). For each C_k , we compute the transfer heuristic $\Delta_T(x, C_x, C_k)$ and compare it to the maximum heuristic function value. If moving to an adjacent community C_k offers a larger heuristic function value, we update Δ_{max} and set t to the index of community C_k (lines 15-17). Finally, we find the optima index t and the maximum heuristic function value Δ_{max} .

Suppose the strategy indicates that node x should move to another community. We transfer x from its current community C_x to the target community C_t (line 19) and update the statistics of the source and target communities, such as adjusting community volumes and cut edge summations via Equation (12) (line 20).

At the end of each iteration, if all nodes choose to stay in their current community (i.e., $M = 0$), the algorithm is considered converged. In practice, we introduce a stopping criterion: if the average of Δ_T decreases significantly compared to the initial average node entropy, it suggests that further adjustments will have little impact on improving the community structure. Formally, the stopping criterion is defined as:

$$\frac{\Delta_{\text{sum}}}{M} \leq \frac{\tau_n}{|V|} \sum_{x \in V} -\frac{d_x}{v_\lambda} \cdot \log \frac{d_x}{v_\lambda}, \quad (13)$$

where Δ_{sum} represents the change in the graph's 2D structural entropy during the current iteration, M denotes the number of nodes that changed communities, and τ_n is a hyper-parameter, with a range of (0, 1). In the end, our algorithm outputs the partition \mathcal{P} , representing the final assignment of nodes into non-overlapping communities.

3.3.2 Overlapping Community Detection. The overlapping community detection algorithm begins with a non-overlapping partition \mathcal{P} of the network G . The goal of the overlapping community detection (Algorithm 2) is to generate a set of overlapping communities \mathcal{P}^o of G . Initially, \mathcal{P}^o is identical to \mathcal{P} . For each node x in the network, the algorithm iterates over all its adjacent communities C_k . It computes the overlapping heuristic function $\Delta_O(x, C_k)$. If the heuristic function exceeds the overlap threshold τ_o , we overlap node x to community C_k . We define the overlap threshold τ_o as the average of node heuristic function values,

$$\tau_o = \frac{Y}{|C_k|} \sum_{x_i \in C_k} -\Delta_L(x_i, C_k), \quad (14)$$

where β represents the overlap factor, which is employed to actively regulate the degree of community overlapping. The iterative process

Algorithm 2: Overlapping community detection.

Input: Non-overlapping communities \mathcal{P} .
Output: Overlapping communities \mathcal{P}^o

- 1 $\mathcal{P}^o \leftarrow \mathcal{P}$
- 2 **for** *node* x in \mathcal{V} **do**
- 3 **for** k -th adjacent community C_k of node x **do**
- 4 $\Delta_O(x, C_k) \leftarrow$ Eq.8
- 5 **if** $\Delta_O(x, C_k) > \tau_o$ **then**
- 6 Overlap node x to C_k in \mathcal{P}^o
- 7 **return** \mathcal{P}^o

ensures that nodes overlap in communities, significantly reducing graph 2D structural entropy.

3.4 Time Complexity

The time complexity of the proposed community detection algorithm is $O(I \cdot d_{\max} \cdot N)$, where N denotes the number of nodes in the graph, d_{\max} represents the maximum degree of any node, and I is the number of iterations required for the algorithm to converge to a stable partition.

In the non-overlapping detection phase (Algorithm 1), the algorithm initially sets each node as an individual cluster and initializes community volumes and cut edge summations, which takes $O(N)$ time. For each node, the best strategy computation for each node depends on its degree, taking $O(d_{\text{avg}})$ time, since we can compute $\Delta_L(x, C)$ in $O(1)$ time (Section 3.2). Therefore, evaluating and updating all nodes in one iteration requires $O(d_{\text{avg}} \cdot N)$. Overall, given that the algorithm runs for I iterations, the total time complexity is $O(I \cdot d_{\text{avg}} \cdot N)$. This complexity indicates that the algorithm’s performance scales linearly with the number of nodes and their average degree, with the number of iterations needed for convergence influencing the overall computational effort. In the overlapping community detection phase, the algorithm’s time complexity is $O(d_{\text{avg}} \cdot N)$. This complexity arises because each node is processed by iterating over its adjacent communities.

Owing to each node’s greedy selection of the most suitable community, our algorithm converges rapidly, often within 10 iterations (see Section 4.4). For large-scale networks where $d_{\text{avg}} \ll N$, the algorithm’s complexity approaches $O(N)$, enabling it to detect overlapping communities on graphs with millions of nodes in seconds.

3.5 Parallelism Implementation

Parallelization can fully exploit the multi-core architecture of modern CPUs, significantly reducing the algorithm’s runtime. The proposed algorithm is readily parallelizable. In our parallelized CoDeSEG algorithm, each node in different threads independently calculates the optimal strategy based on the current partition. During the execution of the movement strategy, a mutex lock ensures the correct update of statistics such as C_k and g_c . It is crucial to note that when the volume and cut of a community are concurrently updated by multiple threads, the increments must be recalculated. However, it is worth mentioning that as the algorithm progresses, the number of nodes requiring movement decreases sharply, thereby enhancing the acceleration effect of parallelism.

During the overlapping community detection phase, our algorithm is inherently parallelizable. A node’s inclusion in an overlapping community is determined by the change in entropy resulting from its addition, which depends only on the outcomes of non-overlapping community detection and the node’s connections to those communities. This allows the overlapping strategies for each node to be calculated concurrently. Experiments in section 4.5 show that parallel CoDeSEG can significantly reduce the run time on large networks.

4 EXPERIMENTS

In this section, we conduct extensive experiments to validate the effectiveness and superiority of the proposed algorithm. Our goal

is to address the following four key research questions: **RQ1**: How does the CoDeSEG perform in overlapping and non-overlapping community detection tasks compared to baselines? **RQ2**: How does the detection efficiency of CoDeSEG on different networks compare to the baselines? **RQ3**: Can CoDeSEG achieve fast convergence, and how do key hyperparameters impact its performance? **RQ4**: How does parallelization of CoDeSEG influence its performance and efficiency?

4.1 Experimental Setups

4.1.1 Evaluation Metrics. For datasets with ground truth, the main goal of the experiment is to evaluate how closely the detected results match the ground truth. We use two evaluation metrics: the Average F1-Score (F1) [31, 52] and Overlapping Normalized Mutual Information (ONMI) [25]. For non-overlapping detection tasks, we use the non-overlapping NMI. More details on these metrics are provided in Appendix D.

4.1.2 Datasets. We conduct overlapping community detection experiments on seven large-scale unweighted networks with ground truth from SNAP [22], where the Wiki dataset is a directed network, and the others are undirected and unweighted. Additionally, we perform non-overlapping community detection experiments on two real-world weighted social networks: Tweet12 [37] and Tweet18 [35]. The dataset statistics are shown in Table 1, with detailed descriptions provided in Appendix E.

4.1.3 Baselines. To assess the performance of the proposed algorithm across various networks, we compare it with four sophisticated overlapping community detection methods (**SLPA** [51], **Bigclam** [52], **NcGame** [14], and **Fox** [32]) and four proven non-overlapping community detection methods (**Louvain** [7], **DER** [24], **Leiden** [45], and **FLPA** [46]). For additional experimental details, including the hyperparameter settings and descriptions of the baseline algorithms, please refer to Appendix F.

4.2 Main Results (RQ1)

Tables 2 and 3 illustrate that CoDeSEG performs exceptionally in overlapping and non-overlapping community detection tasks. In the overlapping detection scenario, it consistently ranks first or second in ONMI and F1 scores across all seven datasets, particularly excelling in YouTube, Orkut, Friendster, and Wiki, where it achieves the highest values. Compared to label propagation-based

Table 1: Statistics of datasets.

Dataset	#Nodes	#Edges	Avg. Deg	#Cmty
Amazon	334,863	925,872	5.530	75,149
YouTube	1,134,890	2,987,624	5.265	8,385
DBLP	317,080	1,049,866	6.622	13,477
LiveJournal	3,997,962	34,681,189	17.349	287,512
Orkut	3,072,441	117,185,083	76.281	6,288,363
Friendster	65,608,366	1,806,067,135	55.056	957,154
Wiki	1,791,489	28,511,807	15.915	17,364
Tweet12	68,841	10,141,672	147.320	503
Tweet18	64,516	17,926,784	277.866	257

Table 2: Results on unweighted overlapping networks (%). The best results are bolded, and the second-best results are underlined. * indicates the results when treating directed networks as undirected. N/A indicates the runtime extended beyond a week.

Dataset	Amazon		YouTube		DBLP		LiveJournal		Orkut		Friendster		Wiki	
Metric	ONMI	F1	ONMI	F1	ONMI	F1	ONMI	F1	ONMI	F1	ONMI	F1	ONMI	F1
SLPA	9.05	34.37	4.58	26.16	4.45	23.27	2.55	22.29	0.12	8.51	0.03	2.34	<u>0.48*</u>	<u>12.16*</u>
Bigclam	7.62	33.30	1.47	27.78	5.96	24.91	2.05	10.67	0.10	11.72	N/A	N/A	N/A	N/A
NcGame	<u>9.94</u>	36.01	1.23	11.37	4.89	23.94	1.33	7.96	0.07	2.20	0.19	0.10	0.02*	10.96*
Fox	8.88	29.04	<u>6.67</u>	<u>31.77</u>	7.34	23.85	4.18	<u>26.79</u>	<u>0.47</u>	<u>24.07</u>	<u>0.56</u>	<u>19.03</u>	0.45*	10.80*
CoDeSEG	10.75	<u>34.51</u>	8.17	36.80	<u>7.21</u>	25.34	<u>3.75</u>	28.46	0.49	25.26	0.73	19.21	2.28	18.92
Improve	↑ 0.81	↓ 1.50	↑ 1.50	↑ 5.03	↓ 0.13	↑ 1.23	↓ 0.43	↑ 1.67	↑ 0.02	↑ 1.19	↑ 0.17	↑ 0.18	↑ 1.83	↑ 6.76

Table 3: Results on weighted non-overlapping networks (%).

Method	Louvain	DER	Leiden	FLPA	CoDeSEG	Improve	
Tweet12	NMI	52.93	10.62	54.37	<u>79.39</u>	83.41	↑ 4.02
	F1	39.63	19.20	42.01	<u>65.14</u>	66.61	↑ 1.47
Tweet18	NMI	47.85	11.94	48.81	<u>49.25</u>	73.27	↑ 24.02
	F1	53.60	32.76	52.13	<u>65.05</u>	69.77	↑ 4.72

SLPA and Non-negative Matrix Factorization-based Bigclam, CoDeSEG consistently outperforms these algorithms in ONMI and F1 scores. Notably, SLPA and Bigclam experience significant performance declines on larger networks such as Orkut and Friendster. While NcGame records a higher F1 score on the Amazon dataset, its performance is inconsistent across other datasets. Additionally, FOX, which ranks second to CoDeSEG, relies on a complex heuristic that impedes efficiency. CoDeSEG uniquely supports community detection in the large-scale directed network Wiki, demonstrating a significant performance drop in baseline methods when Wiki is treated as an undirected network. Specifically, CoDeSEG enhances ONMI by 381.25% and F1 by 55.59% compared to the best baseline, SLPA, highlighting its advantages in directed network contexts.

In the non-overlapping detection scenario (as shown in Table 3), CoDeSEG outperforms all baseline algorithms, showcasing superior stability and robustness. Compared to the second-best method, FLPA, CoDeSEG achieves average improvements of 21.80% and 4.75% in NMI and F1 scores, respectively. Compared to modularity-based methods (Leiden and Louvain), it shows even greater improvements, with average gains of 51.85% to 69.27% in NMI and 44.86% to 46.28% in F1 scores. Moreover, DER’s performance on both the Tweet12 and Tweet18 networks is notably inferior to that of CoDeGSE. Overall, CoDeSEG’s superior performance underscores the effectiveness of the utility function that combines potential games with structural entropy in uncovering network community structures. Further details on network visual analysis can be found in Appendix G.

4.3 Efficiency of CoDeSEG (RQ2)

As shown in Table 4, the detection efficiency of CoDeGSE significantly surpasses that of all baseline methods, with efficiency gains increasing as the network size expands. In the overlapping network detection tasks, CoDeGSE exhibits particularly substantial efficiency improvements on networks such as LiveJournal, Orkut, Friendster, and Wiki. On average, CoDeSEG is 45 times faster than

Table 4: Time consumption of different algorithms (Sec).

Unweighted overlapping networks						
Dataset	Bigclam	SLPA	NcGame	Fox	CoDeSEG	Ratio
Amazon	482	369	44	<u>15</u>	2	7.5
YouTube	442764	852	1374	<u>220</u>	6	36.7
DBLP	2106	263	62	<u>15</u>	2	7.5
LiveJournal	<u>1064</u>	11343	4147	2330	51	20.9
Orkut	<u>2899</u>	21429	37590	73385	279	10.4
Friendster	> 7day	298536	<u>191556</u>	487397	5650	33.9
Wiki	> 7day	<u>4410</u>	36233	15511	27	163.3
Weighted non-overlapping networks						
Dataset	Louvain	DER	Leiden	FLPA	CoDeSEG	Ratio
Tweet12	26	3675	66	<u>20</u>	12	1.7
Tweet18	47	7622	149	<u>45</u>	15	3.0

the quickest baseline, NcGame. The proposed CoDeSEG converges rapidly in just a few iterations, while Bigclam requires many more. Moreover, due to the uncertainty in Bigclam’s convergence process, its detection time on the YouTube network is considerably longer than on larger networks like LiveJournal and Orkut. For SLPA, the detection speed is constrained by the predefined number of iterations. NcGame fails to dynamically update necessary variables during detection, resulting in additional computation time on large networks. Additionally, for Fox, detection time increases proportionately to the number of overlapping nodes.

In detecting non-overlapping networks, CoDeGSE achieves a 418-fold improvement in efficiency compared to DER, while its efficiency increases by 2.4 times compared to the fastest baseline, FLPA. The relatively modest improvement in efficiency compared to FLPA can be attributed to the smaller scales of the Tweet12 and Tweet18 networks, where the efficient derivation of the CoDeGSE utility function demonstrates greater advantages in larger-scale networks. CoDeSEG’s superior performance and efficiency make it highly scalable for large, complex, real-world networks.

4.4 Convergence of CoDeSEG (RQ3)

Figure 3 presents the convergence of CoDeSEG during the non-overlapping detection phase on the Amazon and DBLP networks. The structural entropy and node movements drop sharply within the first three iterations, with convergence achieved by the fifth

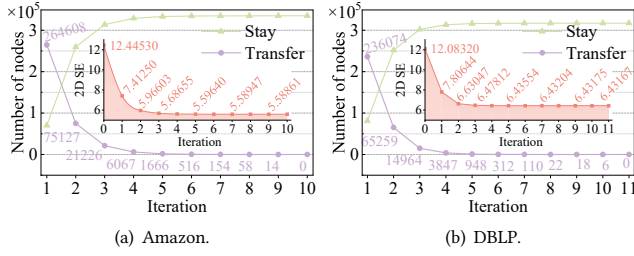


Figure 3: Convergence of CoDeSEG on Amazon and DBLP.

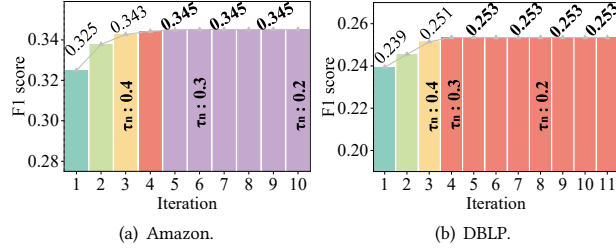


Figure 4: F1 score of each iteration on Amazon and DBLP.

iteration, where moved nodes represent only 1/200 of the total. The algorithm’s linear complexity and rapid convergence make it highly efficient for large-scale complex networks. Furthermore, CoDeSEG’s stable convergence process has no node repeated adjustments in the last iteration and yields an accurate Nash equilibrium.

The influence of a few unstable nodes during the non-overlapping detection phase is minimal. Although some nodes may not join optimal communities initially, they are correctly replicated during the overlapping phase. As Figure 4 shows, the F1 score stabilizes by the 5th iteration for Amazon and the 4th for DBLP. We also analyze the termination threshold τ_n , finding that a high τ_n (e.g., 0.4) may cause premature termination and reduced performance, while a low τ_n (e.g., 0.2) increases iteration time. A balanced τ_n (e.g., 0.3) can maintain performance while improving detection efficiency.

4.5 Parallelization Study (RQ4)

The primary objective of parallelizing the algorithm is to significantly reduce runtime while preserving as much of the algorithm’s performance as possible. To assess the impact of varying thread counts on performance and efficiency, we conduct experiments on the LiveJournal and Orkut networks using different thread configurations (1, 2, 4, 8, 16, 32, 64), as presented in Figure 5. The results reveal that although CoDeSEG’s partitioning outcomes show minor variations across different thread counts, these differences are negligible compared to the ground truth communities. Additionally, runtime reduction does not follow a strictly linear pattern as thread count increases. For instance, runtime with 32 threads is shorter in both networks than 64 threads. This can be attributed to the fact that as thread count rises, computational discrepancies between threads may lead to an increase in the number of iterations, thus prolonging the total runtime. Moreover, with more threads, overhead related to thread initialization, lock contention, and synchronization delays also rise. Therefore, balancing task partitioning granularity and the efficiency gains of parallelization is crucial when determining the optimal number of threads.

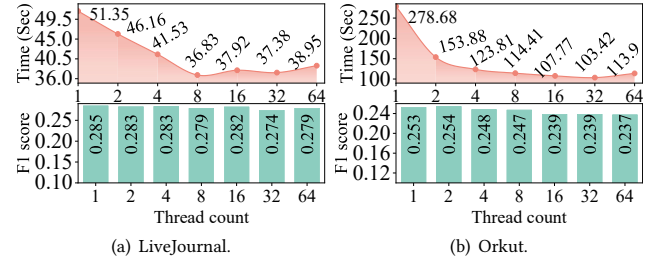


Figure 5: F1 scores and runtime on LiveJournal and Orkut with different threads.

5 RELATED WORK

Community detection has a 20-year history, during which numerous algorithms have been developed using various methods such as modularity [7, 11, 19, 45], label propagation [29, 46, 51], seed expansion [2, 20, 49, 55], non-negative matrix factorization [6, 30, 52], spectral clustering [5, 28, 48]. However, community detection in large-scale networks remains a challenging task.

Game theory-based community detection methods focus on decision-making processes where one agent’s choice affects others. Early approaches like Chen’s non-cooperative game-based algorithm inspired further work on utility functions for disjoint community detection [10]. Alvari et al. [1] propose to use structural equivalence to detect overlapping community structures, while Crampes et al. [12] introduce a potential game for node reassignment, although it requires knowing the number of clusters. However, most game-theoretic-based algorithms proposed in the last decade are not scalable for large networks.

For large-scale community detection, Lyu et al. propose the FOX [32] algorithm, which measures the closeness between nodes and communities by approximating the number of triangles in communities. Ferdowsi et al. [14] propose a two-phase non-cooperative game model that detects non-overlapping communities by a local interaction utility function, then identifies overlapping nodes leverage payoffs acquired from communities membership. In contrast to existing approaches, we propose a utility function based on structural entropy that facilitates efficient community detection, while accounting for the global partition of the network.

6 CONCLUSION

In this paper, we propose a fast heuristic community detection algorithm by minimizing the two-dimensional structural entropy of networks within the framework of a potential game. By designing a utility function with nearly linear time complexity, our algorithm can efficiently detect high-quality communities in large-scale networks, completing the process within minutes, even for networks comprising millions of nodes. Experimental results on real-world datasets demonstrate its practicality and efficiency. We envision broad applications for the proposed algorithm across diverse fields, including social networks, biomedicine, and e-commerce. While this study focuses on community detection in static graphs, an important future direction would be to extend the algorithmic framework to dynamic graph community detection, further enhancing its utility in evolving network structures.

ACKNOWLEDGMENTS

This work is supported by the NSFC through grants 62266028, 62322202, U21B2027, and 62266027, Yunnan Fundamental Research Projects under grant 202301AS070047, Special Fund for Key Program of Science and Technology of Yunnan Province, China through grants 202402AD080002, 202302AD080003 and 202402AG050007. Philip S. Yu is supported in part by NSF under grants III-2106758, and POSE-2346158.

REFERENCES

- [1] Hamidreza Alvani, Sattar Hashemi, and Ali Hamzeh. 2011. Detecting overlapping communities in social networks by game theory and structural equivalence concept. In *Proceedings of the Third International Conference on Artificial Intelligence and Computational Intelligence*. Springer, 620–630.
- [2] Khawla Asmi, Dounia Lotfi, and Abdallah Abarda. 2022. The greedy coupled-seeds expansion method for the overlapping community detection in social networks. *Computing* 104, 2 (2022), 295–313.
- [3] Albert-László Barabási, Natali Gulbahce, and Joseph Loscalzo. 2011. Network medicine: a network-based approach to human disease. *Nature reviews genetics* 12, 1 (2011), 56–68.
- [4] Partha Basuchowdhuri, Manoj Kumar Shekhawat, and Sanjoy Kumar Saha. 2014. Analysis of product purchase patterns in a co-purchase network. In *2014 Fourth International Conference of EAIT*. IEEE, 355–360.
- [5] Kamal Berahmand, Mehrnosh Mohammadi, Azadeh Faroughi, and Rojjar Pir Mohammadiani. 2022. A novel method of spectral clustering in attributed networks by constructing parameter-free affinity matrix. *Cluster Computing* 25, 2 (2022), 869–888.
- [6] Kamal Berahmand, Mehrnosh Mohammadi, Farid Saberi-Movahed, Yuefeng Li, and Yue Xu. 2022. Graph regularized nonnegative matrix factorization for community detection in attributed networks. *IEEE Transactions on Network Science and Engineering* 10, 1 (2022), 372–385.
- [7] Vincent D Blondel, Jean-Loup Guillaume, Renaud Lambiotte, and Etienne Lefebvre. 2008. Fast unfolding of communities in large networks. *Journal of statistical mechanics: theory and experiment* 2008, 10 (2008), P10008.
- [8] Yuwei Cao, Hao Peng, Angsheng Li, Chenyu You, Zhifeng Hao, and S Yu Philip. 2024. Multi-Relational Structural Entropy. In *The 40th Conference on Uncertainty in Artificial Intelligence*.
- [9] Yuwei Cao, Hao Peng, Zhengtao Yu, and Philip S. Yu. 2024. Hierarchical and incremental structural entropy minimization for unsupervised social event detection. In *Proceedings of the AAAI Conference on Artificial Intelligence*, Vol. 38. 8255–8264.
- [10] Wei Chen, Zhenming Liu, Xiaorui Sun, and Yajun Wang. 2010. A game-theoretic framework to identify overlapping communities in social networks. *Data Mining and Knowledge Discovery* 21 (2010), 224–240.
- [11] Hocine Cherifi, Gergely Palla, Boleslaw K Szymanski, and Xiaoyan Lu. 2019. On community structure in complex networks: challenges and opportunities. *Applied Network Science* 4, 1 (2019), 1–35.
- [12] Michel Crampes and Michel Plantié. 2015. Overlapping community detection optimization and nash equilibrium. In *Proceedings of the 5th International Conference on Web Intelligence, Mining and Semantics*. 1–10.
- [13] Darren Edge, Ha Trinh, Newman Cheng, Joshua Bradley, Alex Chao, Apurva Mody, Steven Truitt, and Jonathan Larson. 2024. From Local to Global: A Graph RAG Approach to Query-Focused Summarization. arXiv:2404.16130
- [14] Farhad Ferdowsi and Keivan Aghababaei Samani. 2022. Detecting overlapping communities in complex networks using non-cooperative games. *Scientific Reports* 12, 1 (2022), 11054.
- [15] Santo Fortunato. 2010. Community detection in graphs. *Physics reports* 486, 3-5 (2010), 75–174.
- [16] Santo Fortunato and Darko Hric. 2016. Community detection in networks: A user guide. *Physics reports* 659 (2016), 1–44.
- [17] Santo Fortunato and Mark EJ Newman. 2022. 20 years of network community detection. *Nature Physics* 18, 8 (2022), 848–850.
- [18] Prem K Gopalan and David M Blei. 2013. Efficient discovery of overlapping communities in massive networks. *Proceedings of the National Academy of Sciences* 110, 36 (2013), 14534–14539.
- [19] Kun Guo, Xintong Huang, Ling Wu, and Yuzhong Chen. 2022. Local community detection algorithm based on local modularity density. *Applied Intelligence* 52, 2 (2022), 1238–1253.
- [20] Alexandre Hollocou, Thomas Bonald, and Marc Lelarge. 2018. Multiple local community detection. *ACM SIGMETRICS PER* 45, 3 (2018), 76–83.
- [21] Di Jin, Zhizhi Yu, Pengfei Jiao, Shirui Pan, Dongxiao He, Jia Wu, Philip S. Yu, and Weixiong Zhang. 2023. A Survey of Community Detection Approaches: From Statistical Modeling to Deep Learning. *IEEE Transactions on Knowledge and Data Engineering* 35, 2 (2023), 1149–1170.
- [22] Leskovec Jure. 2014. SNAP Datasets: Stanford large network dataset collection. Retrieved December 2021 from <http://snap.stanford.edu/data> (2014).
- [23] Stephen Kelley. 2009. *The existence and discovery of overlapping communities in large-scale networks*. Rensselaer Polytechnic Institute.
- [24] Mark Kozdoba and Shie Mannor. 2015. Community detection via measure space embedding. In *Proceedings of the 28th International Conference on Neural Information Processing Systems—Volume 2*. 2890–2898.
- [25] Andrea Lancichinetti, Santo Fortunato, and János Kertész. 2009. Detecting the overlapping and hierarchical community structure in complex networks. *New journal of physics* 11, 3 (2009), 033015.
- [26] Andrea Lancichinetti, Santo Fortunato, and Filippo Radicchi. 2008. Benchmark graphs for testing community detection algorithms. *Physical Review E—Statistical, Nonlinear, and Soft Matter Physics* 78, 4 (2008), 046110.
- [27] Angsheng Li and Yicheng Pan. 2016. Structural information and dynamical complexity of networks. *IEEE TIT* 62, 6 (2016), 3290–3339.
- [28] Yixuan Li, Kun He, Kyle Kloster, David Bindel, and John Hopcroft. 2018. Local spectral clustering for overlapping community detection. *ACM Transactions on Knowledge Discovery from Data* 12, 2 (2018), 1–27.
- [29] Meilian Lu, Zhenglin Zhang, Zhihe Qu, and Yu Kang. 2018. LPANNI: Overlapping community detection using label propagation in large-scale complex networks. *IEEE Transactions on Knowledge and Data Engineering* 31, 9 (2018), 1736–1749.
- [30] Xin Luo, Zhigang Liu, Mingsheng Shang, Jungang Lou, and MengChu Zhou. 2020. Highly-accurate community detection via pointwise mutual information-incorporated symmetric non-negative matrix factorization. *IEEE Transactions on Network Science and Engineering* 8, 1 (2020), 463–476.
- [31] Artem Lutov, Mourad Khayati, and Philippe Cudré-Mauroux. 2019. Accuracy evaluation of overlapping and multi-resolution clustering algorithms on large datasets. In *2019 IEEE International Conference on BigComp*. IEEE, 1–8.
- [32] Tianshu Lyu, Lidong Bing, Zhao Zhang, and Yan Zhang. 2020. Fox: fast overlapping community detection algorithm in big weighted networks. *ACM Transactions on Social Computing* 3, 3 (2020), 1–23.
- [33] Jun Ma, Jenny Wang, Laleh Soltan Ghoraie, Xin Men, Benjamin Haibe-Kains, and Penggao Dai. 2019. A comparative study of cluster detection algorithms in protein-protein interaction for drug target discovery and drug repurposing. *Frontiers in pharmacology* 10 (2019), 109.
- [34] Ichcha Manipur, Maurizio Giordano, Marina Piccirillo, Seetharaman Parashuraman, and Lucia Maddalena. 2021. Community detection in protein-protein interaction networks and applications. *IEEE/ACM Transactions on Computational Biology and Bioinformatics* 20, 1 (2021), 217–237.
- [35] Béatrice Mazoyer, Julia Cagé, Nicolas Hervé, and Céline Hudelot. 2020. A french corpus for event detection on twitter. In *Proceedings of the 12th language resources and evaluation conference*. 6220–6227.
- [36] Aaron F McDaid, Derek Greene, and Neil Hurley. 2011. Normalized mutual information to evaluate overlapping community finding algorithms. *arXiv preprint arXiv:1110.2515* (2011), 1–3.
- [37] Andrew J McMinn, Yashar Moshfeghi, and Joemon M Jose. 2013. Building a large-scale corpus for evaluating event detection on twitter. In *Proceedings of the 22nd ACM CIKM*. 409–418.
- [38] Gergely Palla, Imre Derényi, Illés Farkas, and Tamás Vicsek. 2005. Uncovering the overlapping community structure of complex networks in nature and society. *nature* 435, 7043 (2005), 814–818.
- [39] Hao Peng, Jingyun Zhang, Xiang Huang, Zhifeng Hao, Angsheng Li, Zhengtao Yu, and Philip S. Yu. 2024. Unsupervised Social Bot Detection via Structural Information Theory. *ACM Transactions on Information Systems* 42, 6 (2024).
- [40] Usha Nandini Raghavan, Réka Albert, and Soundar Kumara. 2007. Near linear time algorithm to detect community structures in large-scale networks. *Physical Review E—Statistical, Nonlinear, and Soft Matter Physics* 76, 3 (2007), 036106.
- [41] Sara Rahiminejad, Mano R Maurya, and Shankar Subramaniam. 2019. Topological and functional comparison of community detection algorithms in biological networks. *BMC bioinformatics* 20 (2019), 1–25.
- [42] Nils Reimers and Iryna Gurevych. 2019. Sentence-bert: Sentence embeddings using siamese bert-networks. In *Proceedings of EMNLP 2019*. 3982–3992.
- [43] Xing Su, Shan Xue, Fanzhen Liu, Jia Wu, Jian Yang, Chuan Zhou, Wenbin Hu, Cecile Paris, Surya Nepal, Di Jin, Quan Z. Sheng, and Philip S. Yu. 2024. A Comprehensive Survey on Community Detection With Deep Learning. *IEEE Transactions on Neural Networks and Learning Systems* 35, 4 (2024), 4682–4702.
- [44] Li Sun, Zhenhao Huang, Hao Peng, Yujie Wang, Chunyang Liu, and S Yu Philip. 2024. LSEnet: Lorentz Structural Entropy Neural Network for Deep Graph Clustering. In *Forty-first International Conference on Machine Learning*. 1–26.
- [45] VA Traag, I Waltman, and NJ van Eck. 2019. From Louvain to Leiden: guaranteeing well-connected communities. *Scientific Reports* 9 (2019), 5233.
- [46] Vincent A Traag and Lovro Šubelj. 2023. Large network community detection by fast label propagation. *Scientific Reports* 13, 1 (2023), 2701.
- [47] Vincent A Traag, Paul Van Dooren, and Yurii Nesterov. 2011. Narrow scope for resolution-limit-free community detection. *Physical Review E* 84 (2011), 016114.
- [48] Hadrien Van Lierde, Tommy WS Chow, and Guanrong Chen. 2019. Scalable spectral clustering for overlapping community detection in large-scale networks.

IEEE Transactions on Knowledge and Data Engineering 32, 4 (2019), 754–767.

- [49] Joyce Jiyoung Whang, David F Gleich, and Inderjit S Dhillon. 2013. Overlapping community detection using seed set expansion. In *Proceedings of the 22nd ACM CIKM*. 2099–2108.
- [50] Jierui Xie, Stephen Kelley, and Boleslaw K Szymanski. 2013. Overlapping community detection in networks: The state-of-the-art and comparative study. *Acm computing surveys* 45, 4 (2013), 1–35.
- [51] Jierui Xie, Boleslaw K Szymanski, and Xiaoming Liu. 2011. Slpa: Uncovering overlapping communities in social networks via a speaker-listener interaction dynamic process. In *2011 IEEE 11th international conference on data mining workshops*. IEEE, 344–349.
- [52] Jaewon Yang and Jure Leskovec. 2013. Overlapping community detection at scale: a nonnegative matrix factorization approach. In *Proceedings of the sixth ACM international conference on Web search and data mining*. 587–596.
- [53] Runze Yang, Hao Peng, Chunyang Liu, and Angsheng Li. 2024. Incremental measurement of structural entropy for dynamic graphs. *Artificial Intelligence* 334 (2024), 104175.
- [54] Guangjie Zeng, Hao Peng, Angsheng Li, Jia Wu, Chunyang Liu, and S Yu Philip. 2024. Scalable semi-supervised clustering via structural entropy with different constraints. *IEEE Transactions on Knowledge and Data Engineering* (2024).
- [55] Xingwang Zhao, Jiye Liang, and Jie Wang. 2021. A community detection algorithm based on graph compression for large-scale social networks. *Information Sciences* 551 (2021), 358–372.
- [56] Dongcheng Zou, Hao Peng, Xiang Huang, Renyu Yang, Jianxin Li, Jia Wu, Chunyang Liu, and Philip S Yu. 2023. Se-gsl: A general and effective graph structure learning framework through structural entropy optimization. In *Proceedings of the ACM Web Conference 2023*. 499–510.

A GLOSSARY OF NOTATIONS

Notations used in this paper, along with their corresponding description, are presented in Table 5.

B STRUCTURAL ENTROPY

SE is defined on an encoding tree, where the encoding tree \mathcal{T} of a graph $G = (\mathcal{V}, \mathcal{E})$ represents a hierarchical partition of G and satisfies the following conditions:

- (1) Each node α in \mathcal{T} corresponds to a subset of nodes $T_\alpha \subseteq \mathcal{V}$. The root node λ of \mathcal{T} contains the entire set of nodes, i.e., $T_\lambda = \mathcal{V}$. Each leaf node γ in \mathcal{T} is associated with exactly one node from the graph G , meaning $T_\gamma = \{x\}$, where $x \in \mathcal{V}$.
- (2) For each node α in \mathcal{T} , denote all its children as β_1, \dots, β_k , then $T_{\beta_1}, \dots, T_{\beta_k}$ is a partition of T_α .
- (3) For each node α in \mathcal{T} , denote its height as $h(\alpha)$. Let $h(\gamma) = 0$ and $h(\bar{\alpha}) = h(\alpha) + 1$, where $\bar{\alpha}$ is the parent of α . The height of \mathcal{T} , $h(\mathcal{T}) = \max_{\alpha \in \mathcal{T}} h(\alpha)$.

The SE of graph G on encoding tree \mathcal{T} is defined as:

$$\mathcal{H}^{\mathcal{T}}(G) = \sum_{\alpha \in \mathcal{T}, \alpha \neq \lambda} \frac{g_\alpha}{\text{vol}(\lambda)} \log \frac{\text{vol}(\alpha)}{\text{vol}(\bar{\alpha})}, \quad (15)$$

where g_α is the summation of the degrees of the cut edges of \mathcal{T}_α . $\text{vol}(\alpha)$, $\text{vol}(\bar{\alpha})$, and $\text{vol}(\lambda)$ represent the volumes of \mathcal{T}_α , $\mathcal{T}_{\bar{\alpha}}$ and \mathcal{T}_λ , respectively. The d -dimensional SE of G is realized by acquiring an optimal encoding tree of height d , in which the disturbance derived from noise or stochastic variation is minimized:

$$\mathcal{H}^{(d)}(G) = \min_{\forall \mathcal{T}: h(\mathcal{T})=d} \{\mathcal{H}^{\mathcal{T}}(G)\}. \quad (16)$$

C PROOF OF THE $\Delta_L(x, \mathcal{C})$ COMPUTATION FORMULA

Suppose the original partition is $\mathcal{P} = \{\mathcal{C}_1, \mathcal{C}_2, \dots, \mathcal{C}_k\}$ and when node x leaves \mathcal{C}_k , forming a new partition $\mathcal{P}' = \{\mathcal{C}_1, \mathcal{C}_2, \dots, \mathcal{C}'_k, \{x\}\}$,

where $\mathcal{C}_k = \mathcal{C}'_k \cup \{x\}$. \mathcal{T}' and \mathcal{T} are encoding tree according to \mathcal{P}' and \mathcal{P} , λ is the root node of the encoding tree of graph G .

$$\begin{aligned} \Delta_L(x, \mathcal{C}) &= \mathcal{H}^2(\mathcal{P}) - \mathcal{H}^2(\mathcal{P}') \\ &= - \sum_{\alpha \in \mathcal{T}, \alpha \neq \lambda} \frac{g_\alpha}{v_\lambda} \log \frac{v_\alpha}{v_{\bar{\alpha}}} + \sum_{\alpha' \in \mathcal{T}', \alpha' \neq \lambda} \frac{g_{\alpha'}}{v_\lambda} \log \frac{v_{\alpha'}}{v_{\bar{\alpha}'}} \\ &= - \underbrace{\frac{g_{c_k}}{v_\lambda} \log \frac{v_{c_k}}{v_\lambda} - \sum_{x_i \in \mathcal{C}_k \setminus \{x\}} \frac{d_{x_i}}{v_\lambda} \log \frac{d_{x_i}}{v_{c_k}} - \frac{d_x}{v_\lambda} \log \frac{d_x}{v_{c_k}}}_{\mathcal{H}^2(\mathcal{C}_k \setminus \{x\})} \\ &\quad + \underbrace{\frac{g_{c'_k}}{v_\lambda} \log \frac{v_{c'_k}}{v_\lambda} + \sum_{x_i \in \mathcal{C}'_k} \frac{d_{x_i}}{v_\lambda} \log \frac{d_{x_i}}{v_{c'_k}} + \frac{d_x}{v_\lambda} \log \frac{d_x}{v_\lambda}}_{-\mathcal{H}^2(\{x\})} \\ &= \frac{g_{c'_k}}{v_\lambda} \log \frac{v_{c'_k}}{v_\lambda} - \frac{g_{c_k}}{v_\lambda} \log \frac{v_{c_k}}{v_\lambda} + \frac{d_x}{v_\lambda} (\log \frac{d_x}{v_\lambda} - \log \frac{d_x}{v_{c_k}}) \\ &\quad + \sum_{x_i \in \mathcal{C}'_k} \frac{d_{x_i}}{v_\lambda} (\log \frac{d_{x_i}}{v_{c'_k}} - \log \frac{d_{x_i}}{v_{c_k}}) \\ &= \frac{g_{c'_k}}{v_\lambda} \log \frac{v_{c'_k}}{v_\lambda} - \frac{g_{c_k}}{v_\lambda} \log \frac{v_{c_k}}{v_\lambda} + \frac{d_x}{v_\lambda} \log \frac{v_{c_k}}{v_\lambda} \\ &\quad + \log \frac{v_{c_k}}{v_{c'_k}} \sum_{x_i \in \mathcal{C}'_k} \frac{d_{x_i}}{v_\lambda} \\ &= \frac{g_{c'_k}}{v_\lambda} \log \frac{v_{c'_k}}{v_\lambda} - \frac{g_{c_k}}{v_\lambda} \log \frac{v_{c_k}}{v_\lambda} + \frac{d_x}{v_\lambda} \log \frac{v_{c_k}}{v_\lambda} + \frac{v_{c'_k}}{v_\lambda} \log \frac{v_{c_k}}{v_{c'_k}} \end{aligned} \quad (17)$$

where, d_x^{in} denotes the sum of edges from node x to nodes $x_j \in \mathcal{C}_k$. Since the v_{c_k} , g_{c_k} and d_x^{in} can be cached during the algorithm iterations:

$$v_{c'_k} = v_{c_k} - d_x, \quad g_{c'_k} = g_{c_k} - 2 * d_x^{\text{in}} + d_x. \quad (18)$$

D EVALUATION METRICS.

Given a ground truth community $\mathcal{C} \subseteq \mathcal{V}$ and a reconstructed community $\mathcal{C}' \subseteq \mathcal{V}$, the precision $P(\mathcal{C}', \mathcal{C})$ and recall $R(\mathcal{C}', \mathcal{C})$ are defined as follows:

$$P(\mathcal{C}', \mathcal{C}) = \frac{|\mathcal{C} \cap \mathcal{C}'|}{|\mathcal{C}'|}, \quad R(\mathcal{C}', \mathcal{C}) = \frac{|\mathcal{C} \cap \mathcal{C}'|}{|\mathcal{C}|}. \quad (19)$$

Precision represents the fraction of the reconstruction in the ground truth, while recall represents the fraction of the ground truth in the reconstruction. These notions are often combined into a single number between 0 and 1, known as the F_1 -score, defined as:

$$F_1(\mathcal{C}', \mathcal{C}) = 2 \cdot \frac{P(\mathcal{C}', \mathcal{C}) \cdot R(\mathcal{C}', \mathcal{C})}{P(\mathcal{C}', \mathcal{C}) + R(\mathcal{C}', \mathcal{C})}. \quad (20)$$

The F_1 -score has the additional advantage of being symmetric, i.e., $F_1(\mathcal{C}', \mathcal{C}) = F_1(\mathcal{C}, \mathcal{C}')$, and it equals 1 if and only if the sets \mathcal{C} and \mathcal{C}' are identical.

To evaluate the set of detected clusters, we define the F_1 score for a collection of ground truth communities \mathcal{P} and a collection of detected communities \mathcal{P}' [31, 52]. The F_1 -score for detection is calculated as the average of two values: the F_1 -score of the best-matching ground-truth community for each detected community,

Table 5: Glossary of Notations.

Notation	Description
G	Network or graph
\mathcal{V}	Nodes (vertices) in network G
\mathcal{E}	Edges (links) in network G
\mathcal{P}	A set of communities of network G
C_i	The i -th community in \mathcal{P}
S_i	The strategy of the node (player) i
s	A strategy profile combines the strategies chosen by all the players in the game
u_i	The payoff function of player i
φ	A potential function in the potential game
\mathcal{T}	An encoding tree of the graph G
α	A node in the encoding tree \mathcal{T}
$\bar{\alpha}$	The parent node of the node α in the encoding tree
λ	The root node of the encoding tree \mathcal{T}
T_α	A set of vertices in the encoding tree node α
$h(\alpha)$	The height of the tree node α
$\mathcal{H}(G)$	The structural entropy (SE) of graph G on the encoding tree
$\mathcal{H}^{(d)}(G)$	The d -dimensional structural entropy of G
$\mathcal{H}^2(\mathcal{P})$	The 2D structural entropy of the graph partition \mathcal{P}
g_α	The summation of the degrees (weights) of the cut edges of T_α
d_x	The degree of the node x in the graph G
$v_\alpha, v_{\bar{\alpha}}, v_\lambda$	The summation of the degrees (weights) of encoding tree nodes, α , $\bar{\alpha}$, and λ
$\Delta_S, \Delta_L, \Delta_T$	Heuristic functions for strategies: Stay, Leave and be alone, and Transfer to another community
Δ_O	Heuristic function for overlapping nodes
τ_n, τ_o, γ	The termination threshold, the overlap threshold, and the overlap factor

and the F1-score of the best-matching detected community for each ground-truth community:

$$F_1(\mathcal{P}', \mathcal{P}) = \frac{1}{2} \left(\frac{1}{|\mathcal{P}'|} \sum_{C' \in \mathcal{P}'} \max_{C \in \mathcal{P}} F_1(C', C) + \frac{1}{|\mathcal{P}|} \sum_{C \in \mathcal{P}} \max_{C' \in \mathcal{P}'} F_1(C, C') \right). \quad (21)$$

We also use the Overlapping Normalized Mutual Information (ONMI) based on information theory developed by Lancichinetti and Fortunato [25] and later refined by McDaid et al. [36].

$$\text{ONMI}(\mathcal{P}', \mathcal{P}) = \frac{I(\mathcal{P}', \mathcal{P})}{\max(H(\mathcal{P}'), H(\mathcal{P}))}, \quad (22)$$

where $H(\mathcal{P})$ is the Shannon entropy of \mathcal{P} , and $I(\mathcal{P}', \mathcal{P})$ is the mutual information. It is important to note that the difference between NMI and ONMI lies in that nodes in \mathcal{P} and \mathcal{P}' only belong to a single community. For the specific calculation formula, refer to literature [36]. F1 measures the node-level detection performance, while NMI aims at the community-level detection performance. These values are in $[0, 1]$, with 1 representing perfect matching.

E DATASETS

We conduct comprehensive experiments on nine real-world, large-scale networks, which are described in detail as follows:

- **Amazon.** The Amazon network is constructed by crawling the Amazon website. If a product i is frequently co-purchased with product j , the graph contains an undirected edge from i to j . Each product category provided by Amazon defines a ground-truth community.
- **YouTube.** YouTube is a video-sharing website that includes a social network where users can form friendships and create groups that other users can join. These user-defined groups are considered ground-truth communities.
- **DBLP.** DBLP is a co-authorship network where two authors are connected if they have published at least one paper together. Publication venues, such as journals or conferences, define individual ground-truth communities; Authors who have published in a specific journal or conference form a community.
- **LiveJournal.** LiveJournal is a free online blogging community where users can declare friendships with each other. User-defined friendship groups are considered ground-truth communities.
- **Orkut.** Orkut is a free online social network where users can form friendships and create groups that other members can join. These user-defined groups are considered ground-truth communities.
- **Friendster.** Friendster is originally a social networking site where users can form friendships and create groups. It later transitioned into an online gaming platform. User-defined groups are considered ground-truth communities
- **Wiki.** Wiki is a directed overlapping network constructed based on Wikipedia’s hyperlink data from September 2011. This network includes page names and corresponding category information, where each article may belong to multiple categories. These categories can be considered as ground truth community labels.
- **Tweet12.** After filtering out duplicates and unusable tweets, the dataset comprises 68,841 English tweets published over four weeks in 2012, covering 503 distinct event types. In the constructed Tweet12 network, each node represents a tweet. We utilize SBERT [42] to embed all tweets’ content and calculate the cosine similarity between each pair of tweets. For each node, the top 150 most semantically similar nodes are selected as neighbors. Additionally, nodes are connected based on common attributes, such as hashtags or users. The weight of each edge corresponds to the cosine similarity of the embeddings between the connected nodes.
- **Tweet18.** After filtering out duplicates and unusable tweets, the dataset contains 64,516 French tweets published over 23 days in 2018, covering 257 types of events. The construction method for the network of Tweet18 is identical to that of Tweet12.

F BASELINES

We compare CoDeSEG with four overlapping community detection algorithms and four non-overlapping community detection algorithms. All experiments are conducted on a server with a hardware configuration of dual 16-core Intel Xeon Silver 4314 processors @ 2.40GHz and 1024GB of memory. For CoDeSEG, we set the termination threshold τ_n and the overlap factor β to 0.3 and 1, respectively. The detailed descriptions of all baselines are as follows:

- **SLPA** is an overlapping community detection method based on label propagation, designed to identify community structures in networks by propagating labels between nodes. We implement this algorithm in Python3.8 with the NetworkX package in CDlib, with the number of iterations set to 21 and the filtering threshold set to 0.01.
- **Bigclam** is an overlapping community detection method for large networks based on Non-negative Matrix Factorization (NMF), which maximizes the likelihood estimate of the graph to find the optimal community structure. We implement this algorithm using open-source code, with the number of communities set to 25,000. The code is available at <https://github.com/snap-stanford/snap>.
- **NcGame** is an overlapping community detection algorithm based on non-cooperative game theory, which treats nodes as rational, self-interested participants and aims to find communities that maximize individual node benefits. We implement this algorithm with python3.8 via open-source code supplied by the paper.
- **Fox** is a heuristic overlapping community detection method that measures the closeness between nodes and communities by approximating the number of triangles formed by nodes and communities. We implement this algorithm using open-source code available at <https://github.com/timgarrels/LazyFox>, with the stopping threshold set to 0.1.
- **Louvain** is a community detection method based on modularity optimization, which identifies non-overlapping community structures in networks through a multi-level optimization strategy. We implement this algorithm in Python3.8 with API provided by igraph library.
- **DER** is a diffusion entropy reduction graph clustering algorithm with random walks and k-means for non-overlapping community detection. We implement this algorithm in Python3.8 with the NetworkX package in CDlib.
- **Leiden** is an improved version of the Louvain algorithm, which enhances community detection accuracy and stability through local optimization and refinement steps. We implement this algorithm using open-source code available at <https://github.com/vtraag/leidenalg>.
- **FLPA** is a fast variant of LPA [40] that is based on processing a queue of nodes whose neighborhood recently changed. We implement this algorithm in Python3.8 with API provided by igraph library.

G VISUALIZATION

To intuitively assess the quality of community detection across various algorithms, we visualize the network consisting of the top 500 communities by node count from the Amazon dataset, comprising 13,132 nodes and 41,263 edges. For clarity, the top 100 communities are highlighted with distinct colors. As illustrated in Figure 6, the detected communities by the proposed CoDeSEG closely align with baselines NcGame and SLPA, exhibiting the highest similarity to the ground truth. In contrast, the results of Fox and Bigclam display a higher proportion of gray nodes (i.e., nodes that do not match ground truth assignments), with Fox showing the most significant deviation from the ground truth communities. To clearly demonstrate the detection performance of the CoDeSEG algorithm, we visualize the detection results of various algorithms on the LFR

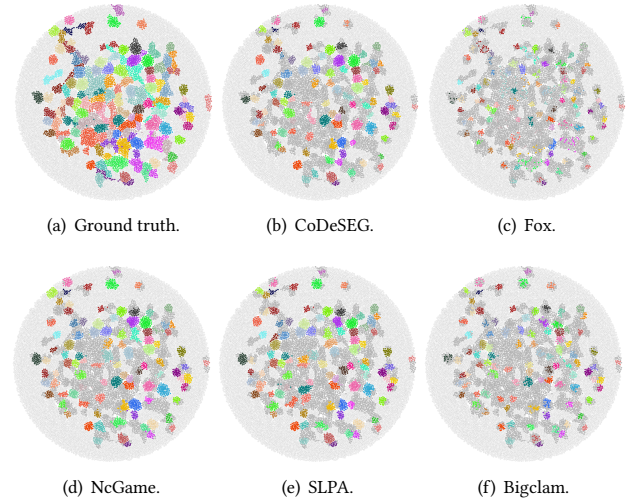


Figure 6: Community detection result visualization on Amazon (top 500 communities). Light gray indicates community nodes ranked beyond 100, while gray denotes nodes misaligned with the ground truth.

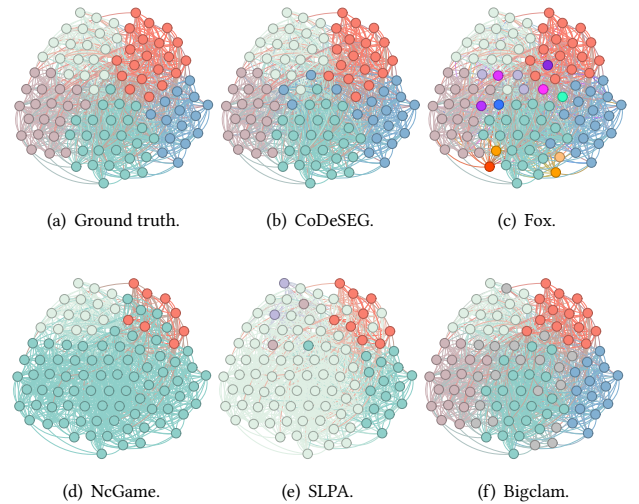


Figure 7: Community detection result visualization on LFR benchmark network.

benchmark network [26]. The constructed LFR benchmark network comprises five communities, 100 nodes, and 977 edges. The visualization in Figure 7 demonstrates that the detected communities by CoDeSEG are almost identical to the ground truth. While Fox accurately assigns most nodes to correct communities, it detects more communities than the ground truth. NcGame and SLPA, on the other hand, tend to assign most nodes to fewer communities. Bigclam, in contrast, fails to assign some nodes to any community (i.e., the gray nodes in Figure 7(f)), which are considered noise or not part of any significant community. Overall, CoDeSEG consistently delivers superior performance across different networks, demonstrating enhanced stability and robustness.