

Lagrangian Homotopy Analysis Method using the Least Action Principle

Gervais Nazaire Chendjou Beukam^a, Jean Pierre Nguenang^a, Stefano Ruffo^{b,c,d}, Andrea Trombettoni^{b,c,e}

^a*Pure Physics Laboratory: Group of Nonlinear Physics and Complex Systems, Department of Physics, Faculty of Science, University of Douala, Douala, Box 24157, Cameroon*

^b*SISSA, Via Bonomea 265, Trieste, I-34136, Italy*

^c*INFN, Sezione di Trieste, Trieste, I-34151, Italy*

^d*Istituto dei Sistemi Complessi, Consiglio Nazionale delle Ricerche, via Madonna del Piano 10, Sesto Fiorentino, I-50019, Italy*

^e*Department of Physics, University of Trieste, Strada Costiera 11, Trieste, I-34151, Italy*

Abstract

The Homotopy Analysis Method (HAM) is a powerful technique which allows to derive approximate solutions of both ordinary and partial differential equations. We propose to use a variational approach based on the Least Action Principle (LAP) in order to improve the efficiency of the HAM when applied to Lagrangian systems. The extremization of the action is achieved by varying the HAM parameter, therefore controlling the accuracy of the approximation. As case studies we consider the harmonic oscillator, the cubic and the quartic anharmonic oscillators, and the Korteweg-de Vries partial differential equation. We compare our results with those obtained using the standard approach, which is based on the residual error square method. We see that our method accelerates the convergence of the HAM parameter to the exact value in the cases in which the exact solution is known. When the exact solution is not analytically known, we find that our method performs better than the standard HAM for the cases we have analyzed. Moreover, our method shows better performance when the order of the approximation is increased and when the nonlinearity of the equations is stronger.

Keywords: Lagrangian and Hamiltonian systems, Least action principle, Homotopy analysis method, Differential equations.

1. Introduction

Highly nonlinear problems require sophisticated numerical methods and a vast variety of techniques has been developed to find approximate solutions of nonlinear ordinary differential equations (ODE) and partial differential equations (PDE). Among the various approaches, one characterized by a wide range of applicability is provided by the Homotopy Analysis Method (HAM) [1, 2]. It can be typically used when other approaches fail to provide the desired results [3]. The method employs homotopy, a concept in topology, to generate convergent series solutions of nonlinear systems. This semi-analytical method provides a viable alternative to other techniques such as the Lyapunov's artificial small parameter method [4], the Adomian decomposition method [5], the Delta expansion method [6], the homotopy perturbation method [7], and in general to techniques that cannot guarantee the convergence of the series of the approximate

solutions and are valid only for weakly nonlinear problems. In the HAM, convergent series solutions can be obtained and used also in presence of a strong nonlinear perturbation. The HAM maintains one fundamental aspect of perturbation theory, which is the fact that one may iteratively solve the equations, and at the same time it does not require a small parameter. Unlike other analytical approximation techniques, the HAM provides a flexible and convenient way to guarantee the convergence of the series which approximates the solution by means of introducing an auxiliary parameter, the so-called *HAM parameter*, usually denoted by c_0 . This parameter, which must be non zero in order to treat nonlinear problems, is a variable which provides a simple way to enforce the convergence of the approximate solution. As a result, the HAM is generally valid for various types of equations with high-order nonlinearity, especially for those where a small parameter cannot be identified. In the frame of the HAM, one has freedom to choose the auxiliary linear operator, the initial guess of the solution and the value of c_0 . It should be emphasized that it is not possible in general to introduce a control parameter like c_0 in the frame of perturbative techniques, like the Lyapunov's small parameter method [8]. When the auxiliary linear operator is properly chosen, the value of the HAM parameter c_0 appears to stabilize around a certain fixed value as the order of the approximation is increased.

In [9] it was proposed to use the residual error square technique in order to accurately determine the HAM parameter c_0 . The residual error square (see below in section 2) characterizes the global error between the approximation obtained by HAM and the exact solution. We introduce here a different approach to the HAM which is based on the Least Action Principle (LAP). For Lagrangian systems, the use of LAP leads to different results with respect to the standard approach based on the residual error square. This approach, to which we refer to as Lagrangian Homotopy Analysis Method (LHAM) might lead to improved efficacy and to a reduction of computing time in particular for highly nonlinear problems.

In general, the optimization principles, like LAP, play a fundamental role in many areas of natural sciences [10, 11, 12, 13]. In a broad mathematical sense, the goal of the optimization principle is to maximize or to minimize a function by selecting the best option from a set of allowed ones. A simple example is the way light rays travel between two media, where the function to optimize is the time needed to go from point A to point B : as a result light's trajectory from A to B is not straight. In classical and quantum mechanics and in field theory the function to optimize is the *action* [14]. For instance, in classical mechanics, the action S is a functional of different trajectories with given initial and final states, and the actual trajectory is the one around which the action is stationary, $\delta S = 0$. An important point to be remarked is that if the Hamiltonian is a convex function of the canonical variables, the classical trajectory is a *minimum* of the action [11]. However, in general, the trajectory which optimizes the action could also be a maximum or even (for Lagrangian systems with several degrees of freedom) a saddle [15, 16, 17, 18, 19].

In order to implement the LAP and optimize the convergence of the solutions given by the HAM, we develop an approach consisting in finding the optimal value of the HAM parameter c_0 for which the approximated action S obtained by HAM is stationary. We will show that indeed one can generally find many values of c_0 that fulfill this optimization principle. Therefore, in order to choose the best value of c_0 among those selected by this principle, we have to introduce an additional criterion. Using the fact that energy is conserved and known from the initial condition, we have used a "best energy conservation criterion" in order to choose the optimal value of c_0 . We will argue that it is less convenient to minimize the (modulus of) the difference ΔE between the energy of the approximate solution and the initial, exact one. The reason is that one finds several solutions for c_0 minimizing ΔE and one *a priori* does not know what to choose.

The point is that the HAM method when applied to Hamiltonian systems determines the approximations to the solution of the problem without using energy conservation – actually, the energy is fixed by the initial conditions and indeed ΔE can be either positive or negative when plotted as a function of c_0 .

We have tested the proposed approach in four case studies: (i) the harmonic oscillator (for which the exact solution is known), (ii) the quartic anharmonic oscillator, (iii) the cubic anharmonic oscillator and (iv) the Korteweg-de Vries (KdV) partial differential equation [20, 21]. The paper is organized as follows. In section 2, we first give a reminder on the HAM and then we present our approach based on LAP. In section 3, we apply our method to: the harmonic oscillator (3.1), the quartic anharmonic oscillator (3.2), the cubic anharmonic oscillator (3.3), and the KdV equation (3.4). Concluding remarks and perspectives are given in section 4. The paper concludes with three appendices.

2. Outline of the method

2.1. The Homotopy Analysis Method

A description of the HAM is outlined in this section, referring for simplicity to ordinary differential equations. For this purpose, let us consider the following general nonlinear ordinary differential equation

$$\mathcal{N}[x(t)] = 0, \quad (1)$$

where \mathcal{N} is a nonlinear operator, t denotes an independent variable, and $x(t)$ is an unknown function to be determined, respectively. Eq. (1) has to be supplemented by the associated boundary conditions, e.g., for a first order differential equation by the value of $x(t = 0)$. Of course, $x(t)$ can be as well a multi-component vector.

In HAM one makes use of homotopy, a basic concept in topology, by writing [1]:

$$(1 - q)\mathcal{L}[\phi(t, q) - x_0(t)] = c_0 q \mathcal{H}(t) \mathcal{N}[\phi(t, q)], \quad (2)$$

where $q \in [0, 1]$ is the embedding parameter called the homotopy embedding parameter, c_0 is a non-zero auxiliary parameter that we call the HAM parameter, \mathcal{L} is an auxiliary linear operator with the property $\mathcal{L}[x_0] = 0$. Moreover, \mathcal{N} is the nonlinear operator related to Eq. (1), $x_0(t)$ is an initial guess for $x(t)$, $\mathcal{H}(t)$ is an auxiliary function to adjust the sought solution, and $\phi(t, q)$ is the solution of Eq. (2) for $q \in [0, 1]$, respectively. Notice that, in the frame of the HAM, we have freedom to choose the auxiliary linear operator \mathcal{L} , the initial guess $x_0(t)$, the auxiliary function $\mathcal{H}(t)$, and the value of the HAM parameter c_0 .

When $q = 0$ due to the property $\mathcal{L}[x_0] = 0$, we get from Eq. (2) the solution

$$\phi(t, 0) = x_0(t). \quad (3)$$

When $q = 1$, since $c_0 \neq 0$ and $\mathcal{H}(t) \neq 0$ almost everywhere, Eq. (2) is equivalent to the original nonlinear equation (1) so that we get

$$\phi(t, 1) = x(t). \quad (4)$$

Eq. (2) is usually referred to as the *zeroth-order* deformation equation. Expanding $\phi(t, q)$ in Maclaurin series with respect to q at $q = 0$, one obtains

$$\phi(t, 1) = x_0(t) + \sum_{m=1}^{+\infty} x_m(t) q^m, \quad (5)$$

where the series coefficients x_m are defined by

$$x_m(t) = \frac{1}{m!} \left. \frac{\partial^m \phi(t, q)}{\partial q^m} \right|_{q=0}. \quad (6)$$

If the auxiliary linear operator \mathcal{L} , the initial guess $x_0(t)$, the HAM parameter c_0 and the auxiliary function $\mathcal{H}(t)$ are properly chosen, the homotopy series (5) converges at $q = 1$, then using the relationship $\phi(t, 1) = x(t)$, one has the so-called homotopy series solution

$$x(t) = x_0(t) + \sum_{m=1}^{+\infty} x_m(t), \quad (7)$$

which must be one of the solutions of the original nonlinear equation (1) [1, 2]. Substituting the series (5) into the zeroth-order deformation (2) and equating the like-power of q , we get the high-order approximation equations for $x_m(t)$, also called the m th-order deformation equations

$$\mathcal{L}[x_m(t) - \chi_m x_{m-1}(t)] = c_0 \mathcal{H}(t) \mathcal{R}_{m-1}[x_{m-1}(t)], \quad (8)$$

where $\mathcal{R}_{k \equiv m-1}$ is the so-called k th-order homotopy derivative operator given by

$$\mathcal{R}_k[\phi(t)] = \frac{1}{k!} \left. \frac{\partial^k \mathcal{N}[\phi(t)]}{\partial q^k} \right|_{q=0}, \quad (9)$$

and we defined

$$\chi_m = \begin{cases} 0, & m \leq 1 \\ 1, & \text{elsewhere.} \end{cases} \quad (10)$$

Notice that, the right-hand side of term \mathcal{R}_{m-1} in Eq. (8) is only dependent upon

$$x_0(t), x_1(t), x_2(t), \dots, x_{m-1}(t),$$

which are known for the m th-order deformation equation described above. Finally, an M th-order approximate analytic solution of practical interest is given by truncating the homotopy series (7) up to M . The exact solution is given by the limit

$$x(t) = \lim_{M \rightarrow \infty} x_M(t). \quad (11)$$

At the m th-order approximation, the value of the HAM parameter c_0 can be determined by the minimum of the residual error square ϵ_m of the original governing equation. c_0 corresponds to the minimum of the residual error square. i.e.,

$$\frac{d \epsilon_m(c_0)}{d c_0} = 0, \quad (12)$$

with

$$\epsilon_m(c_0) = \int_{\Omega} \left(\mathcal{N} \left[\sum_{k=0}^m x_k(r) \right] \right)^2 dr, \quad (13)$$

Ω being the domain of interest for the problem under consideration.

To simplify the computation, if it is known that the integrand $\mathcal{N} \left(\sum_{k=0}^m x_k(r) \right)$ is positive, then it is convenient to use the residual error

$$\epsilon_m(c_0) = \int_{\Omega} \left(\mathcal{N} \left[\sum_{k=0}^m x_k(r) \right] \right) dr. \quad (14)$$

Obviously, the more quickly $\epsilon_m(c_0)$ in Eq. (13) or Eq. (14) decreases to zero, the faster the corresponding homotopy series solution (7) converges and the accuracy of the homotopy approximations increases. At the M th-order of approximation, the value of the HAM parameter c_0 is given by the minimum of $\epsilon_M(c_0)$, corresponding generally to a nonlinear algebraic equation to be solved from Eq. (12).

The HAM depends upon the number of the HAM parameters c_0 , but it is in general time-consuming to find out the HAM parameter, especially at high-order of approximations for complicated nonlinear problems. When there are more than one unknown parameters, the needed time considerably increases so that the exact residual error square can be difficult to use in practice. Therefore, it can be relevant both conceptually and for practical applications to find ways to decrease the computation times and/or to obtain more accurate results.

In this logic we consider in the following Lagrangian systems, for which Eq. (1) is the equation of motion and an action S can be defined. As well known, from the extremization of the action, one gets through the Euler-Lagrange method the equation of motion [11]. For the sake of simplicity, in this paper we restrict to those Lagrangian systems for which one can pass to the Hamiltonian description, and then define the energy as constant of motion. Therefore the point we address in the next section is if we can take advantage of the geometrical structure of Lagrangian systems by making use of the LAP.

2.2. Lagrangian Homotopy Analysis Method using the Least Action Principle

To set the notation, we remind that for a Lagrangian system with coordinates $x = x(t)$ and Lagrangian $L = L(x, \dot{x})$, from the LAP and the extremization of the action $S = \int_0^t L(x(\tau), \dot{x}(\tau)) d\tau$ one gets the Euler-Lagrange equations

$$\frac{d}{dt} \frac{\partial L}{\partial \dot{x}} = \frac{\partial L}{\partial x}, \quad (15)$$

where x may also refer to several coordinates x_i 's [22]. By performing a Legendre transform, one can then construct the Hamiltonian $H = H(x, p)$. We will restrict ourself to cases in which both L and H do not explicitly depend on time. It is intended that the Euler-Lagrange equations (15) when written for $x(t)$ is just Eq. (1) [that is the reason for which we denote the Lagrangian coordinate $x(t)$ and not $q(t)$ as it is also customary]. One can also consider the continuum limit, where the coordinates $x_i(t)$'s depend on a continuous parameter X : $x_i(t) \rightarrow x(X, t)$: we do not write here the corresponding formulas, referring to [22].

Let us now introduce the problem of using the LAP to determine the HAM parameters. The HAM, when truncated to the order M , produce approximate solutions of the equation of motions.

Such approximate orbits depend on the HAM parameter c_0 and one is lead to the question of how to use the Lagrangian structure of the original problem. This is an instance of having an approximate solution, depending on a single or more parameters, for the equations of motion of a problem (linear or not), and then find the best among them, i.e., the closest – in some sense to be defined – to the exact, unknown solution of the problem at hand.

As first, one would think to minimize the energy to get the HAM parameter c_0 . However, we remind that the initial condition $x(t = 0)$ is known and then the energy $E = H(x(0), p(0))$ itself is in turn exactly known. One can then calculate the energy of the approximate solution at a certain time t . Denoting such an energy by $E_{approximate}(t)$ and the exact energy E by E_{exact} , it could be that $E_{approximate}(t)$ is larger or smaller than E_{exact} . Then one should minimize the modulus of the difference $|E_{exact} - E_{approximate}(t)|$ to find the optimal value of c_0 at that time t .

However, when carrying out this procedure also for simple problems such as the harmonic oscillator (where the exact solution is readily determined), one realizes that $|E_{exact} - E_{approximate}(t)|$ plotted as a function of c_0 (at the fixed time t) is rather flat, and the determination of the optimal c_0 difficult.

To circumvent this problem, we can invoke and use the LAP. A fundamental property of the LAP is that for any first-order variation away from the optimal path, the change in time is zero, i.e., the trajectory is such that the corresponding action has an extremum. Therefore, we choose – at a certain time – to extremize by the LAP the approximated action $S_{approximate}$, which depends on c_0 :

$$\left. \frac{\partial S_{approximate}(c_0)}{\partial c_0} \right|_{c_0} = 0. \quad (16)$$

In the following, to not make heavier the notation, we do not write explicitly $S_{approximate}(c_0)$, but it is intended that the action is calculated by the HAM approximate solution $x_{approximate}(c_0, t)$.

Eq. (16) has more than a solution, actually a set of solutions. The cardinality of such a set increases with the order of the approximation. To select the optimal c_0 we then use the conservation of the energy, and the chosen HAM parameter is the one that gives the best conservation of the energy of the system at a finite time, and consequently, the better convergence of the HAM approximate solution to the exact one at that given time.

This scheme will reveal very useful for nonlinear differential equations, especially for higher-order nonlinear problems, where it appears that it is more difficult (and time consuming) to find out c_0 using the standard residual error square method. To start with, we illustrate the method for the simplest case of an harmonic oscillator.

3. Applications of the Lagrangian Homotopy Analysis Method

3.1. Harmonic oscillator

Linear and nonlinear differential equations appear in many fields and play a crucial role in modeling complex physical phenomena such as vibrations in lattice and pulse shapes in biological network systems, e.g., see [23, 24, 25, 26]. Here, we start the section by considering the classical harmonic oscillator system defined by the following Hamiltonian:

$$H(x, p) = \frac{p^2}{2\mathcal{M}} + \frac{1}{2}kx^2, \quad (17)$$

where M is the mass of the oscillator and k the spring constant. The corresponding equation of motion reads

$$x_{tt} + \omega^2 x = 0 \quad \text{with} \quad \omega = \sqrt{\frac{k}{M}}. \quad (18)$$

With the initial conditions

$$x(0) = 1 \quad \text{and} \quad x_t(0) = 0,$$

Eq. (18) possesses the exact solution

$$x(t) = \cos(\omega t).$$

The approximate solution of Eq. (18) is obtained by means of the HAM using the following linear operator, the initial guess and auxiliary function:

$$\mathcal{L} \equiv \frac{d^2}{dt^2}, \quad x(0) = 1, \quad \text{and} \quad \mathcal{H}(t) = 1,$$

respectively. Notice that we are denoting the HAM linear operator and auxiliary function by \mathcal{L} and \mathcal{H} , to be not confused with the Lagrangian L and the Hamiltonian H . Since the linear operator should be chosen in order to permit the initial approximation taken, i.e.,

$$\mathcal{L}[x_0(t)] \equiv \frac{d^2 x_0(t)}{dt^2} = 0, \quad (19)$$

we clearly see that Eq. (19) holds, i.e., at $q = 0$, the linear operator satisfied the zeroth-order deformation. Feeding the initial guess $x_0(t) = 1$ into Eq. (8) where

$$\mathcal{R}_{m-1}(x_{m-1}(t)) = x_{(m-1)tt} + x_{m-1},$$

we get for $m = 1, \dots, 4$

$$x_1(t) = \frac{c_0}{2} \omega^2 t^2, \quad (20)$$

$$x_2(t) = x_1(t) + \frac{c_0^2}{2} \omega^2 t^2 + \frac{c_0^2}{24} \omega^4 t^4, \quad (21)$$

$$x_3(t) = x_2(t) + \frac{c_0^2}{2} \omega^2 t^2 + \frac{c_0^3}{2} \omega^2 t^2 + \frac{c_0^3}{24} \omega^4 t^4 + \frac{c_0^2}{24} \omega^4 t^4 + \frac{c_0^3}{24} \omega^4 t^4 + \frac{c_0^3}{720} \omega^6 t^6, \quad (22)$$

$$x_4(t) = x_3(t) + \frac{c_0^2 \omega^2}{5040} \left[2520(1 + c_0)^2 t^2 + 210(1 + 4c_0 + 3c_0^2) \omega^2 t^4 + 7c_0(2 + 3c_0) \omega^4 t^6 + \frac{1}{8} c_0^2 \omega^6 t^8 \right]. \quad (23)$$

Several additional expressions can be found using mathematical software. Approximation series solution can be obtained to any desired number of terms. We can therefore set up an approximate solution through the following series expansion:

$$x(t) = x_0(t) + x_1(t) + x_2(t) + x_3(t) + x_4(t) + \dots, \quad (24)$$

i.e.,

$$x(t) = 1 + \left(2c_0\omega^2 + 3c_0^2\omega^2 + 2c_0^3\omega^2 + \frac{c_0^4\omega^2}{2}\right)t^2 + \frac{1}{24} \left(6c_0^2\omega^4 + 8c_0^3\omega^4 + 3c_0^4\omega^4\right)t^4 + \left(\frac{c_0^3\omega^6}{180} + \frac{c_0^4\omega^6}{240}\right)t^6 + \frac{c_0^4\omega^8}{40320}t^8 + 0[t]^9. \quad (25)$$

With $c_0 = -1$, Eq. (25) reads

$$x(t) = 1 - \frac{\omega^2}{2}t^2 + \frac{\omega^4}{24}t^4 - \frac{\omega^6}{720}t^6 + \frac{\omega^8}{40320}t^8 + 0[t]^9, \quad (26)$$

which can be rewritten as follows

$$x(t) = 1 - \frac{\omega^2}{2!}t^2 + \frac{\omega^4}{4!}t^4 - \frac{\omega^6}{6!}t^6 + \frac{\omega^8}{8!}t^8 + 0[t]^9. \quad (27)$$

The homotopy series solution then reads

$$x(t) = \sum_{m=0}^{+\infty} \frac{(-1)^m (\omega t)^{2m}}{(2m)!} = \cos(\omega t), \quad (28)$$

showing that the exact solution is found for $c_0 = -1$.

Let us see whether one can find c_0 by making use of the LHAM. Using the LAP and plotting the action as a function of c_0 at a given time, we observe a rather flat behaviour. Zooming in on the flat region we observe a set of minima and maxima that correspond to the set of HAM parameters c_0 that we look for. Notice that we select minima and maxima even though we know that the Hamiltonian H is convex in x and p and therefore one knows that the classical trajectory is a minimum of the action [11]. However, we select also maxima because this result is valid for the exact action, but here we are extremizing the approximated one.

The energy of the harmonic oscillator system (17) is

$$H = \frac{1}{2} \left[\mathcal{M} \left(\frac{dx(t)}{dt} \right)^2 + k x^2(t) \right], \quad (29)$$

and the action reads

$$S = \int_0^t \left(\frac{\mathcal{M}}{2} \left(\frac{dx(t)}{dt} \right)^2 - \frac{k}{2} x^2(t) \right) dt. \quad (30)$$

Extremizing the action, $\left. \frac{\partial S(c_0)}{\partial c_0} \right|_{c_0} = 0$, we observe a flat region which contains a set of HAM parameters c_0 , as seen in Fig. 1 and Table 1 at the 6th-order approximation.

In Table 2, we see that by increasing the order of approximation, the HAM parameter c_0 selected as discussed converges to its exact value -1 and the corresponding energy of the system to its exact value $E = 0.5$.

Looking at Fig. 2, we see that at higher orders of HAM approximation, the energy of the harmonic system is conserved, and consequently, we reach to the exact solution $x(t) = \cos(\omega t)$. It is straightforward to observe that the HAM approximate solution will be more accurate when the order of the approximation tends to larger value of the order of the approximation. This provides a benchmark of the reliability of the proposed approach.

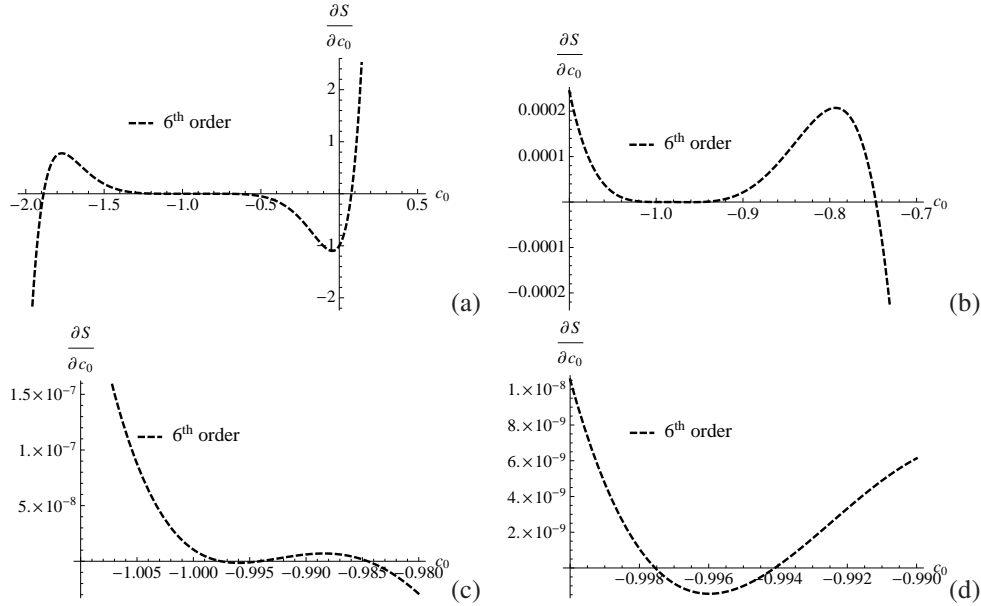


Figure 1: The derivative of the action with respect to c_0 , $\frac{\partial S}{\partial c_0}$, at the 6th-order HAM approximation using LAP for the harmonic oscillator (18) with $t = 1$ (and $\omega = 1$). In the panels (b)-(c)-(d), we progressively zoom into the flat region of panel (a) in order to look for minima and maxima.

Set of HAM parameters c_0 extremizing the approximated action at the 6 th -order		
c_0	$E(t = 1, c_0)$	$E_{exact} - E_{approximate}$
-1.8820	0.8589	0.3589
-0.9977	0.500000000008	8.91×10^{-12}
-0.9940	0.499999999996	3.4×10^{-11}
-0.9846	0.500000000051	5.1×10^{-10}
-0.9490	0.499999993	6.7×10^{-8}
-0.7475	0.5002	0.0002
0.0810	1.0397	0.5397

Table 1: The set of HAM parameters, c_0 , at the 6th-order approximation for the harmonic oscillator (column 1). In column 2 we report the energy at time $t = 1$ (and $\omega = 1$) corresponding to each value of the corresponding HAM parameter c_0 (in this table and the following, the error is estimated to be (1) at the last reported digit, e.g., $c_0 = -1.8820$ stands for $c_0 = -1.8820(1)$). Column 3 shows the variation of the energy using the optimization of the action. We observe that the value of c_0 which allows the best conservation of energy at $t = 1$ is $c_0 = -0.9977$. This is therefore the value we select at the 6th-order approximation.

We pause here to comment about the usefulness of extremizing the action before choosing the value of c_0 for which $|E_{exact} - E_{approximate}| \equiv |\Delta E|$ is minimum. Indeed, if one calculates at the M -th order directly $|\Delta E|$ as a function of c_0 for a given time, then it emerges that also in this very simple case of the harmonic oscillator one finds that ΔE can be positive or negative (notice that E_{exact} is known from initial conditions) and there are several values of c_0 for which $|\Delta E|$ is minimum. So one does not know *a priori* what among these values to choose. Finally, we observe that ΔE is rather flat increasing the order of the approximation, flatter than $\partial S/\partial c_0$, and

Selected HAM parameter c_0 at different orders of approximation			
m th-order	c_0	$E(t = 1, c_0)$	$ E_{exact} - E_{approximate} $
1 st	0.5945	1.0181	0.5181
2 nd	-0.9477	0.50433	4.3×10^{-3}
3 rd	-0.9804	0.499919	8.0×10^{-5}
4 th	-0.9925	0.5000005	5.08×10^{-7}
5 th	-0.9959	0.4999999973	2.69×10^{-9}
6 th	-0.9977	0.500000000008	8.91×10^{-12}
7 th	-0.9984	0.4999999999997	2.21×10^{-14}
8 th	-0.9999	0.499999999999998	1.16×10^{-15}

Table 2: The HAM parameter c_0 (column 2) with increasing order of the approximation (column 1) for the HAM based on the optimization of the action. In column 3, we simply report the HAM solution at time $t = 1$. Column 4 shows the error of the energy using our approach. ω and the time t are taken as one.

it numerically not straightforward to estimate the set of values of c_0 for which $|\Delta E|$ is vanishing. These features are illustrated in Fig. 3.

Let us move forward by introducing a nonlinear term in the system. In general, by increasing the nonlinearity we also increase the difficulty in solving the nonlinear equation. As case studies, we solve the *quartic*- and *cubic*- nonlinear anharmonic problems, respectively and test the proposed approach.

3.2. Quartic anharmonic oscillator

Nonlinear equations are much more difficult to solve than linear ones, especially by means of analytic methods. Thus, it is not guaranteed that one can always obtain approximate solutions for any given nonlinear problem. Here and in the next section we investigate whether the HAM combined to LAP scheme provide a good alternative. To start with, let us consider here a one-dimensional quartic anharmonic oscillators problem with a repulsive ($\gamma > 0$) quartic potential. For $\gamma < 0$, the potential is attractive and the system is unstable near $x = 0$. The corresponding Hamiltonian reads:

$$H(x, p) = \frac{p^2}{2} + \frac{k}{2}x^2 - \frac{\gamma}{4}x^4, \quad (31)$$

with the mass \mathcal{M} of the system being taken here as $\mathcal{M} = 1$. The corresponding equation of motion reads:

$$x_{tt} + kx - \gamma x^3 = 0. \quad (32)$$

With initial conditions given by

$$x(0) = 0, \quad \text{and} \quad x_t(0) = \frac{1}{\sqrt{2}},$$

the exact solution reads

$$x(t) = \tan\left(\frac{1}{\sqrt{2}}t\right), \quad \text{with } k = \gamma = 1. \quad (33)$$

Let us use our proposed approach to solve Eq. (32). The solution reads

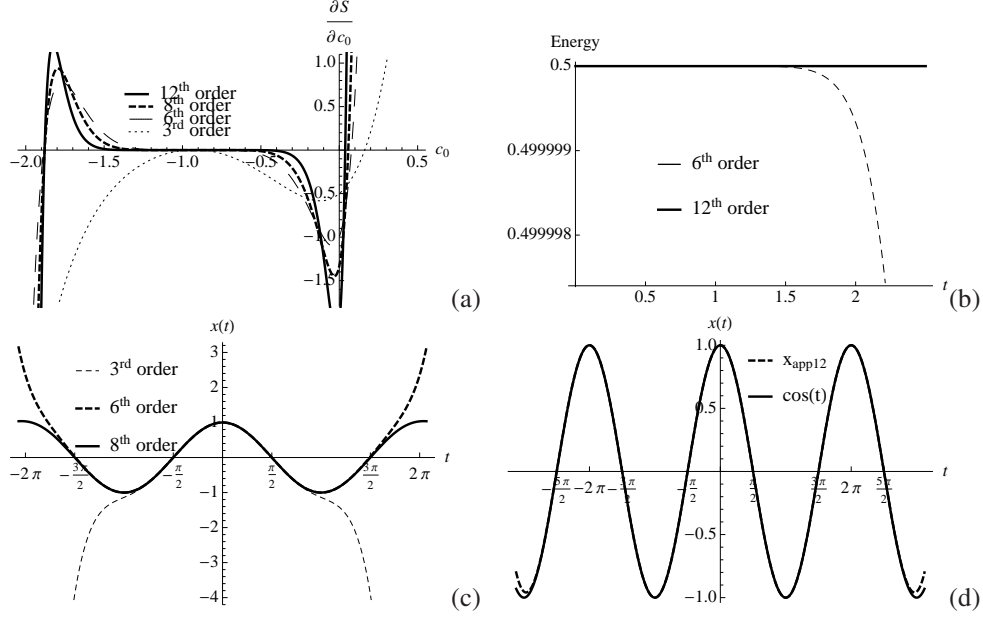


Figure 2: Panel (a) shows the derivative of the action with respect to c_0 , $\frac{\partial S}{\partial c_0}$, at different orders of HAM approximation with LAP with $t = 1$ (and $\omega = 1$). Panel (b) reports the energy vs. time showing energy conservation up to a time t which increases with the orders of HAM approximation. Panel (c) shows the HAM approximation of the solution at increasing order. In panel (d) we compare the exact solution with the 12th-order of approximation. Plotting the difference between the exact solution and the approximate one at the 12th-order of the approximation, one sees that for t between $-\pi$ and π the error is smaller than 10^{-12} . ω is taken as one.

$$x(t) = x_0(t) + \sum_{m=1}^M x_m(t),$$

where

$$x_m(t) = \chi_m x_{m-1}(t) + c_0 \mathcal{L}^{-1}[\mathcal{R}(x_{m-1})], \quad (34)$$

and

$$\mathcal{R}(x_{m-1}) = x_{(m-1)t} + x_{m-1} - \sum_{i=0}^{m-1} x_{m-1-i} \sum_{j=0}^i x_j x_{i-j}. \quad (35)$$

We choose the following initial guess

$$x_0(t) = at, \quad (36)$$

where a is a constant to be later determined. Since the linear operator \mathcal{L} should be chosen in order to allow for the initial approximation, $\mathcal{L}[x] \equiv x_{tt}$ is a good choice. The linear operator satisfies the zeroth-order deformation equation:

$$\mathcal{L}[x_0] \equiv \frac{d^2(at)}{dt^2} = 0. \quad (37)$$

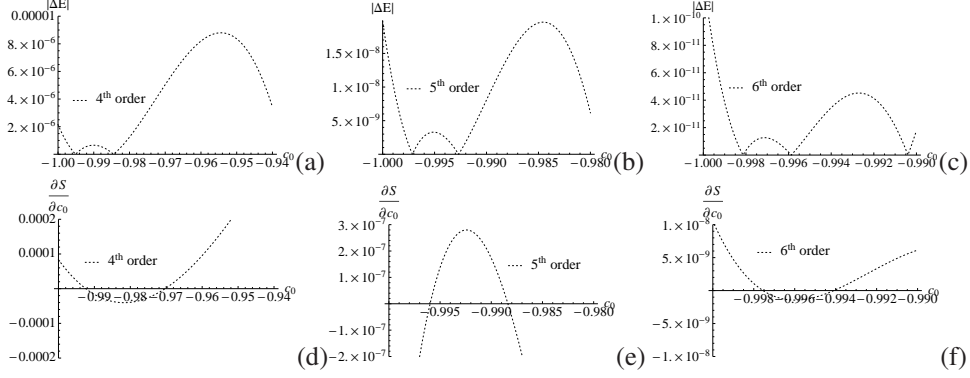


Figure 3: Panels (a), (b) and (c) show $|\Delta E|$ as a function of c_0 at different orders of HAM approximation. Panels (d), (e) and (f) show the derivative of the action with respect to c_0 , $\frac{\partial S}{\partial c_0}$, at different orders of HAM approximation with LAP, respectively. ω and the time t are taken as one.

Choosing the auxiliary parameter $\mathcal{H}(t) = 1$ and feeding the initial guess Eq. (36) into Eq. (32) with $k = \gamma = 1$, we get for $m = 1, \dots, 4$

$$x_1(t) = -\frac{c_0 a}{4} \left(-\frac{2}{3} t^3 + \frac{a^2}{5} t^5 \right), \quad (38)$$

$$x_2(t) = x_1(t) + \frac{c_0^2 a}{480} \left(80t^3 - 4(-1 + 6a^2)t^5 - \frac{44}{7}a^2t^7 + a^4t^9 \right), \quad (39)$$

$$\begin{aligned} x_3(t) = & x_2(t) + \frac{c_0^3 a}{16800} \left[-2800(c_0 + 1)t^3 + 140(-1 + 6a^2 - 2c_0 + 6a^2c_0)t^5 \right] \\ & + \frac{c_0^2 a}{16800} \left[+\frac{10}{3}(66a^2 - c_0 + 132a^2c_0)t^7 - \frac{5}{3}(21a^4 - 17a^2c_0 + 42a^4c_0)t^9 \right] \\ & + \frac{c_0^3 a}{16800} \left[-\frac{307}{22}a^4c_0t^{11} + \frac{77}{52}a^6c_0t^{13} \right], \end{aligned} \quad (40)$$

$$\begin{aligned} x_4(t) = & x_3(t) + \frac{c_0^4 a}{432432000} \left[72072000(1 + c_0)^2t^3 - 3603600(1 + c_0)(-16a^2 - 3c_0 + 6a^2c_0)t^5 \right] \\ & + \frac{c_0^2 a}{432432000} \left[-85800(66a^2 - 2c_0264a^2 - 3c_0^2 + 198a^2c_0^2)t^7 \right] \\ & + \frac{c_0^3 a}{432432000} \left[\frac{3575}{3}(756a^4 - 1224a^2c_0 + 3024a^4c_0 + c_0^2 - 1836a^2c_0^2 + 2268a^4c_0^2)t^9 \right] \\ & + \frac{c_0^4 a}{432432000} \left[130a^2c_0(5526a^2 - 461c_0 + 8289a^2c_0)t^{11} \right] \\ & - \frac{c_0^3 a}{432432000} \left[\frac{15}{2}a^4c_0(10164a^2 - 9481c_0 + 15246a^2c_0)t^{13} - \frac{40533}{2}a^6c_0^2t^{15} + \frac{438669}{272}a^8c_0^2t^{17} \right]. \end{aligned} \quad (41)$$

Approximation series solution can be obtained to any desired number of terms. We can therefore set up an approximate solution through the following series expansion

$$x(t) = x_0(t) + x_1(t) + x_2(t) + x_3(t) + x_4(t) + \dots, \quad (42)$$

i.e.,

$$\begin{aligned} x(t) = & at + \frac{1}{6} (4ac_0 + 6ac_0^2 + 4ac_0^3 + ac_0^4) t^3 \\ & + \frac{1}{120} (-24a^3c_0 + 6ac_0^2 - 36a^3c_0^2 + 8ac_0^3 - 24a^3c_0^3 + 3ac_0^4 - 6a^3c_0^4) t^5 \\ & + \frac{1}{5040} (-396a^3c_0^2 + 4ac_0^3 - 528a^3c_0^3 + 3ac_0^4 - 198a^3c_0^4) t^7 \\ & + \frac{1}{362880} (4536a^5c_0^2 - 2448a^3c_0^3 + 6048a^5c_0^3 + ac_0^4 - 1836a^3c_0^4 + 2268a^5c_0^4) t^9 + 0 [t]^{10}. \end{aligned} \quad (43)$$

With $c_0 = -1$, we get

$$x(t) = at - \frac{a}{6} t^3 + \frac{1}{120} (a + 6a^3) t^5 - \left(\frac{a}{5040} + \frac{11a^3}{840} \right) t^7 + \frac{1}{362880} (a + 612a^3 + 756a^5) t^9 + 0 [t]^{10}. \quad (44)$$

Since, the homotopy series solution should fulfill the initial conditions, it is straightforward to realize that value of a has to be $\frac{1}{\sqrt{2}}$. We then get

$$x(t) = \frac{t}{\sqrt{2}} - \frac{t^3}{6\sqrt{2}} + \frac{t^5}{30\sqrt{2}} - \frac{17t^7}{2520\sqrt{2}} + \frac{31t^9}{22680\sqrt{2}} + 0 [t]^{10}, \quad (45)$$

which can be rewritten as follows

$$x(t) = \frac{1}{\sqrt{2}} t - \frac{1}{3} \left(\frac{1}{\sqrt{2}} t \right)^3 + \frac{2}{15} \left(\frac{1}{\sqrt{2}} t \right)^5 - \frac{17}{315} \left(\frac{1}{\sqrt{2}} t \right)^7 + \frac{62}{2835} \left(\frac{1}{\sqrt{2}} t \right)^9 + 0 [t]^{10}. \quad (46)$$

It is then straightforward to conclude that for higher-order approximation

$$x(t) = \tanh \left(\frac{1}{\sqrt{2}} t \right). \quad (47)$$

As shown in Table 3, using our approach based on the optimization of the action, we are able to find the HAM parameter c_0 which satisfies Eq. (32), and the convergence to the HAM parameter c_0 is fast. At the 5th-order homotopy approximation, $c_0 = -0.9996$, which is already very close to -1 . As the order of the approximation increases, we observe that the HAM parameter converges to -1 , which is also here the exact value of the parameter c_0 .

HAM parameter c_0 at different orders of approximation			
m th-order	c_0	$E(t = 1, c_0)$	$ E_{exact} - E_{approximate} $
1 st	-3.7070	0.0913	0.1586
2 nd	-0.9835	0.248721	1.27×10^{-3}
3 rd	-0.9297	0.249868	1.31×10^{-4}
4 th	-0.9807	0.25000526	5.26×10^{-6}
5 th	-0.9996	0.249999412	5.87×10^{-7}

Table 3: The HAM parameter c_0 (column 2) with increasing order of the approximation (column 1) for the HAM based on the LAP optimization of the action (with $t = 1$). In column 3 we report the energy of the HAM solution. Column 4 shows the error on the energy using our approach. k and γ are constants of order unity, and $a = \frac{1}{\sqrt{2}}$.

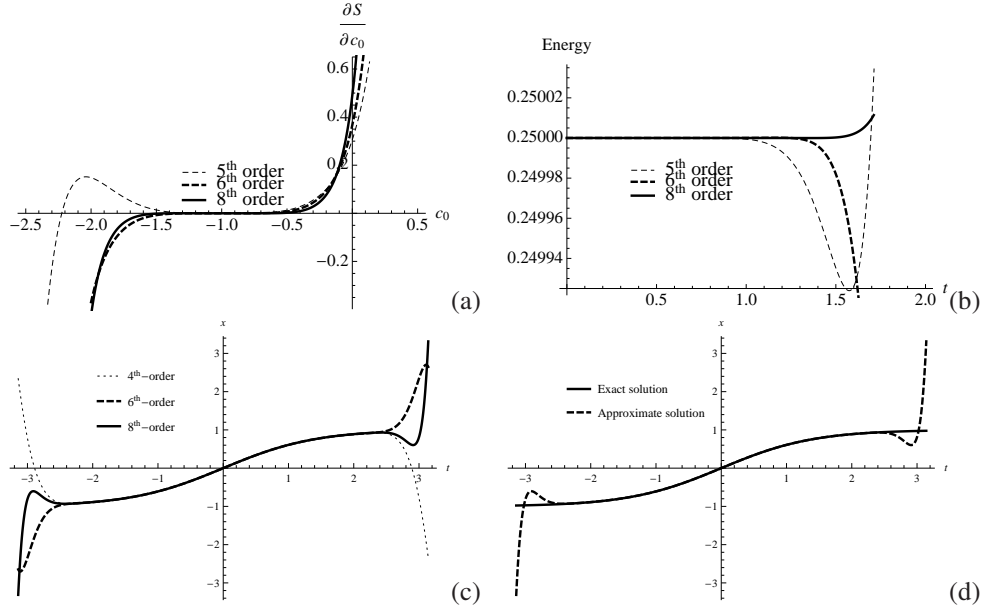


Figure 4: Panel (a) shows the derivative the action with respect to c_0 , $\frac{\partial S}{\partial c_0}$, at different orders of HAM approximation with LAP with $t = 1$. Panel (b) reports the energy vs. time showing energy conservation up to a time t which increases with the orders of HAM approximation. Panel (c) shows the HAM approximation of the solution at increasing order. In panel (d) we compare the exact solution with the 8th-order of approximation. k and γ are constants of order unity, and $a = \frac{1}{\sqrt{2}}$.

Using our approach, we are able to find the HAM parameter, c_0 , that allows for the best energy conservation of the quartic oscillator up to a certain final time, and consequently, we got very close to the exact solution $x(t) = \tanh\left(\frac{1}{\sqrt{2}}t\right)$. We also see that the flatness (giving the the set of HAM parameters c_0 extremizing the approximated action) increases with the order of the approximation (see Fig. 4-a).

Let us move forward by investigating a case of nonlinear problem, where the solution is not simply expressed in terms of simple analytical functions. In this case the HAM parameter, c_0 , that governs the solution cannot be easily guessed.

3.3. Cubic anharmonic oscillator.

We now consider a one-dimensional cubic anharmonic oscillator system. Its Hamiltonian reads

$$H(x, p) = \frac{p^2}{2} - \frac{1}{2}x^2 + \frac{\gamma}{3}x^3, \quad (48)$$

with the mass M of the system being again taken as one. For $\gamma > 0$ the dynamics of the system is stable in the region $0 < x_0 < \frac{3}{2\gamma}$ for $\dot{x}_0 = 0$, and for $\dot{x}_0 \neq 0$, x_0 and \dot{x}_0 are bounded by the curve described by the following equation: $\dot{x}_0 = \pm x_0 \sqrt{1 - \frac{2\gamma}{3}x_0}$. With $\gamma = 1$ the equation of motion reads

$$x_{tt} - x + x^2 = 0. \quad (49)$$

The numerical solution of Eq. (49) is given in Fig. 5.

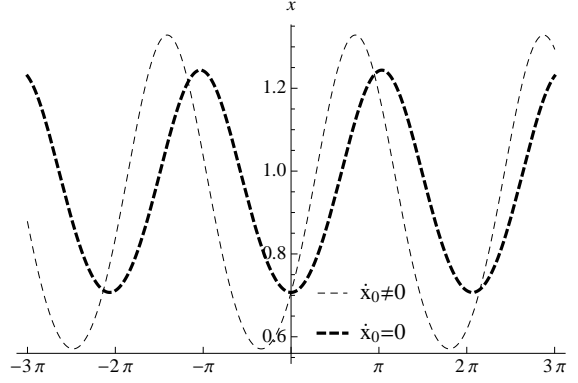


Figure 5: Numerical solution of the cubic anharmonic oscillator problem. The thick dashed plot represents the exact solution with zero velocity ($\dot{x}_0 = 0$), while the dashed plot gives the solution with nonzero velocity ($\dot{x}_0 = \frac{1}{4}$).

Proceeding as before, we get for $m = 1, \dots, 5$

$$x_0 = \frac{1}{\sqrt{2}}, \quad (50)$$

$$x_1 = x_0 + \frac{1}{4}(-c_0 + \sqrt{2}c_0)t^2, \quad (51)$$

$$x_2 = x_1 + \frac{1}{4}(c_0^2 - \sqrt{2}c_0^2)t^2 + \left(-\frac{c_0^2}{16} + \frac{c_0^2}{12\sqrt{2}}\right)t^4, \quad (52)$$

$$x_3 = x_2 + \frac{1}{4}(c_0^3 - \sqrt{2}c_0^3)t^2 + \left(-\frac{c_0^3}{8} + \frac{c_0^3}{6\sqrt{2}}\right)t^4 + \left(\frac{c_0^3}{90} - \frac{11c_0^3}{720\sqrt{2}}\right)t^6, \quad (53)$$

$$x_4 = x_3 + \frac{1}{4}(c_0^4 - \sqrt{2}c_0^4)t^2 + \left(-\frac{3c_0^4}{16} + \frac{c_0^4}{4\sqrt{2}}\right)t^4 + \left(\frac{c_0^4}{30} - \frac{11c_0^4}{240\sqrt{2}}\right)t^6 + \left(\frac{-143c_0^4}{80640} + \frac{17c_0^4}{6720\sqrt{2}}\right)t^8, \quad (54)$$

$$\begin{aligned}
x_5 = x_4 + \frac{1}{4} (c_0^5 - \sqrt{2} c_0^5) t^2 + \left(-\frac{19c_0^5}{96} + \frac{13c_0^5}{48\sqrt{2}} \right) t^4 + \left(\frac{71c_0^5}{960} - \frac{17c_0^5}{160\sqrt{2}} \right) t^6 + \left(\frac{-2629c_0^5}{161280} + \frac{619c_0^5}{26880\sqrt{2}} \right) t^8 \\
+ \left(\frac{-17909c_0^5}{14515200} - \frac{4213c_0^5}{2419200\sqrt{2}} \right) t^{10}.
\end{aligned} \tag{55}$$

We can then set up an approximate solution through the following series expansion

$$x = x_0 + x_1 + x_2 + x_3 + x_4 + x_5 + \dots \tag{56}$$

As shown in Tables 4 and 5, our approach permits to find the HAM parameter c_0 at different orders of approximation both for zero and nonzero initial velocities, respectively. We find that c_0 and the energy at time $t = 1$ stabilize around a value. We see that in this case it is not necessary to go to a high order of approximation to get rather close to the exact solution. At 5th order of approximation, we approach the exact solution (see Fig. 6).

Cubic oscillator system with initial zero velocity			
nth-order	c_0	$E(t = 1, c_0)$	$ E_{exact} - E_{approximate} $
1 st	0.5395	-0.113747	0.018400
2 nd	-0.9668	-0.1317467	0.0004020
3 rd	-0.9104	-0.1320634	0.0000853
4 th	-0.9856	-0.132150450	1.580×10^{-6}
5 th	-0.9917	-0.132154362	5.492×10^{-6}

Table 4: The HAM parameter c_0 (column 2) with increasing order of the approximation (column 1) for the HAM based on the optimization of the action at time $t = 1$. In column 3 we report the energy of the HAM solution at time $t = 1$. Column 4 shows the variation of the energy using our approach. Here, the initial conditions are the following: $x_0 = \frac{1}{\sqrt{2}}$ and $\dot{x}_0 = 0$, i.e. initial zero velocity.

Cubic oscillator system with initial nonzero velocity			
nth-order	c_0	$E(t = 1, c_0)$	$ E_{exact} - E_{approximate} $
1 st	3.1710	-0.11508	0.01418
2 nd	-0.9394	-0.09992	9.78×10^{-5}
3 rd	-1.0080	-0.1009544	5.56×10^{-5}
4 th	-0.9779	-0.10090154	2.67×10^{-6}
5 th	-1.0001	-0.10089872	1.39×10^{-7}

Table 5: The same as in Table 4 but now with $\dot{x}_0 = \frac{1}{4}$, i.e. initial nonzero velocity.

Fig. 6 shows that HAM approximate solution obtained using the LAP is already accurate at the 5th-order approximation, in its first period. Also, the energy of the system is well conserved at the considered final time. When such time increases, then one has to increase the order of the approximation.

3.4. The Korteweg-de Vries (KdV) equation

We have computed numerically the action of approximate solutions of linear and nonlinear Hamiltonian ODE and found that the action is rather flat in the parameter that controls the

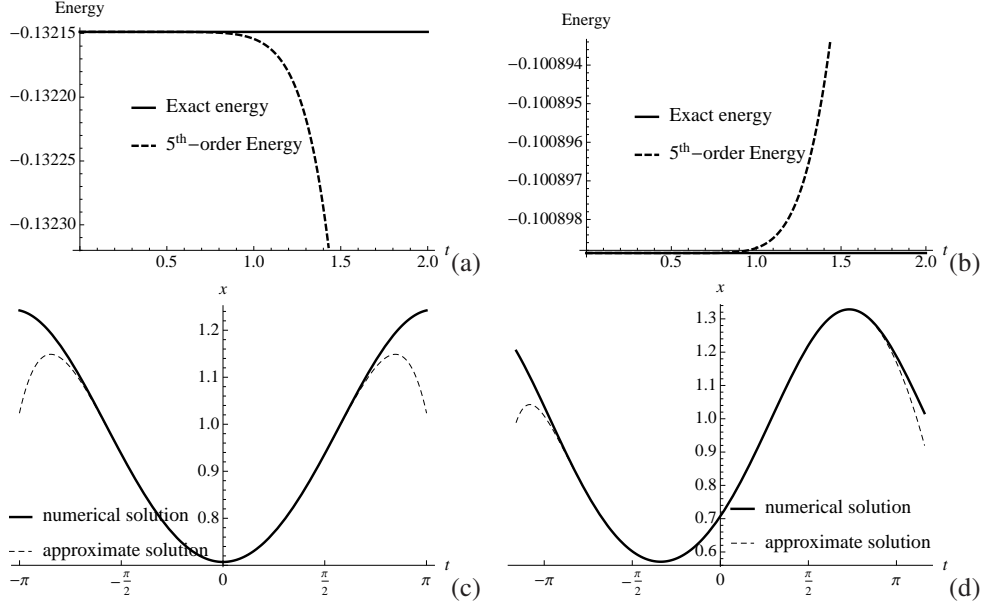


Figure 6: Panels (a) and (b) show the conservation of the energy of the system at a finite time with zero velocity and nonzero velocity, respectively. In panels (c) and (d) we compare the numerical solution (Fig. 5) to the 5th-order of approximate solutions, with zero velocity and nonzero velocity, respectively.

approximation. Now, we are interested in extending the method to Hamiltonian PDE. For this purpose, we consider the well-known KdV equation [27, 28] using the LAP.

Let us consider the one-dimensional KdV equation

$$u_t - 6uu_x + u_{xxx} = 0, \quad (57)$$

where $u(x, t)$ is the wave function. The traveling wave soliton of the KdV equation is given by

$$u(x, t) = -\frac{v}{2} \operatorname{sech}^2 \left[\frac{\sqrt{v}}{2} (x - vt - x_0) \right], \quad (58)$$

where v and x_0 represent the wave velocity and the integration constant, respectively.

To construct the Lagrangian density, we introduce the Lagrangian (density) of KdV equation $L = L(u, u_t, u_x, u_{xx}; t, x)$ where $u(x, t) = \phi_x(x, t)$. Minimising the action $S = \int L dt$ yields

$$\frac{\partial L}{\partial \phi} - \frac{\partial}{\partial t} \left(\frac{\partial L}{\partial \phi_t} \right) - \frac{\partial}{\partial x} \left(\frac{\partial L}{\partial \phi_x} \right) + \frac{\partial^2}{\partial x^2} \left(\frac{\partial L}{\partial \phi_{xx}} \right) = 0. \quad (59)$$

The Lagrangian giving Eq. (57) is

$$L = -\frac{1}{2} \phi_x \phi_t - \phi_x^3 - \frac{1}{2} \phi_{xx}^2. \quad (60)$$

Using Eq. (60) to derive the Hamiltonian density, by which the energy of KdV equation is calculated, one gets

$$H = \Pi\phi_t + 2\frac{\partial}{\partial t}\left(\frac{\partial L}{\partial\phi_{xx}}\right)\phi_t - L, \quad (61)$$

where the density of its conjugate momentum is $\Pi = \partial L/\partial\phi_t$. The reader is referred to Ref. [29, 30] for details on the Hamiltonian field theory close to the wave equation, and to [31] for dynamical stability in Lagrangian and Hamiltonian systems. Substituting Eq. (60) into Eq. (61) leads to

$$H = -\phi_{xx}\phi_t + \phi_x^3 + \frac{1}{2}\phi_{xx}^2. \quad (62)$$

Then, the energy of static soliton in KdV equation is calculated by using the expression

$$E = \int_{-\infty}^{\infty} H(x, 0) dx = \int_{-\infty}^{\infty} \left(\phi_x^3 + \frac{1}{2}\phi_{xx}^2\right) dx, \quad (63)$$

where we set $t = 0$ in Eq. (58) into Eq. (63). For $v = 1$ and $x_0 = 0$ as an example we find $E = -0.2$. Note that the initial energy is time-independent since ϕ_t in Eq. (62) always gives zero.

Let us now find the solution of Eq. (57) by means of the HAM. For this purpose, we first perform the following Galilean transformation:

$$u(x, t) = u(\eta) \quad \text{where} \quad \eta = x - vt, \quad (64)$$

with v the group velocity of the wave. Therefore Eq. (57) can be rewritten as follows:

$$vu_\eta - 6uu_\eta - u_{\eta\eta\eta} = 0. \quad (65)$$

Performing an integration and setting the integration constant to zero, we obtain

$$vu - 3u^2 - u_{\eta\eta} = 0. \quad (66)$$

In order to perform the HAM scheme, we choose the following initial guess and auxiliary function:

$$u_0(\eta) = -\frac{v}{2}, \quad \text{and} \quad \mathcal{H}(t) = 1, \quad (67)$$

respectively. Since the linear operator \mathcal{L} should be chosen in order to permit the initial approximation, we set

$$\mathcal{L}[u] \equiv u_{\eta\eta}. \quad (68)$$

The solution can be written in the following way

$$u(\eta) = u_0(\eta) + \sum_{m=1}^M u_m(\eta), \quad (69)$$

where

$$u_m(\eta) = \chi_m u_{m-1}(\eta) + c_0 \mathcal{L}^{-1}[\mathcal{R}(u_{m-1}(\eta))], \quad (70)$$

and

$$\mathcal{R}(u_{m-1}(\eta)) = u_{(m-1)\eta\eta} - v u_{m-1} - 3 \sum_{i=0}^{m-1} u_i u_{m-1-i}. \quad (71)$$

Combining Eqs. (67), (68), (69), (70), and (71), one gets for $m = 1, \dots, 5$

$$u_1(\eta) = -c_0 \frac{\eta^2}{8}, \quad (72)$$

$$u_2(\eta) = u_1(\eta) - \frac{1}{12} c_0^2 \left(\frac{3\eta^2}{2} + \frac{\eta^4}{4} \right), \quad (73)$$

$$u_3(\eta) = u_2(\eta) - \frac{1}{960} c_0^2 \left(120(1+c_0)\eta^2 + 20(1+2c_0)\eta^4 + \frac{17c_0\eta^6}{6} \right), \quad (74)$$

$$u_4(\eta) = u_3(\eta) - \frac{c_0^2 \left(2520(1+c_0)^2\eta^2 + 420(1+4c_0+3c_0^2)\eta^2 + \frac{119}{2}c_0(2+3c_0)\eta^6 + \frac{31c_0^2\eta^8}{4} \right)}{20160}, \quad (75)$$

$$u_5(\eta) = u_4(\eta) - \frac{181440(1+c_0)^3\eta^2 + 30240(1+c_0)^2(1+4c_0)\eta^4 + 12852c_0(1+3c_0+2c_0^2)\eta^6 + 558c_0^2(3+4c_0)\eta^8 + \frac{691c_0^3\eta^{10}}{10}}{1451520}. \quad (76)$$

The approximation series solution can be obtained to any desired number of terms, we can therefore set up an approximate solution through the following series expansion

$$u(\eta) = u_0(\eta) + u_1(\eta) + u_2(\eta) + u_3(\eta) + u_4(\eta) + u_5(\eta) + \dots$$

The 12th-order approximate homotopy solution reads

$$\begin{aligned} u(\eta) = & -\frac{v}{2} + \frac{v^2\eta^2}{8} - \frac{v^3\eta^4}{48} + \frac{17v^4\eta^6}{5760} - \frac{31v^5\eta^8}{80640} + \frac{691v^6\eta^{10}}{14515200} - \frac{5461v^7\eta^{12}}{958003200} + \frac{929569v^8\eta^{14}}{1394852659200} \\ & - \frac{3202291v^9\eta^{16}}{41845579776000} + \frac{221930581v^{10}\eta^{18}}{25609494822912000} - \frac{4722116521v^{11}\eta^{20}}{4865804016353280000} + \frac{56963745931v^{12}\eta^{22}}{528941518954168320000} \\ & - \frac{14717667114151v^{13}\eta^{24}}{1240896803466478878720000} \end{aligned}, \quad (77)$$

where we have assumed $c_0 = -1$. It is straightforward to conclude that for higher-order approximation we obtain

$$u(\eta) = -\frac{v}{2} \operatorname{sech}^2 \left(\frac{\sqrt{v}}{2} \eta \right), \quad (78)$$

i.e.,

$$u(x, t) = -\frac{v}{2} \operatorname{sech}^2 \left(\frac{\sqrt{v}}{2} (x - vt) \right). \quad (79)$$

Table 6 gives at each order of the homotopy approximation the optimal HAM parameter, the corresponding energy of static soliton and the absolute error between the exact energy and the approximate one:

$$\Delta E = |E_0(\phi_{exact}) - E_0(\phi_{appr})|. \quad (80)$$

Here

$$E_0(\phi_{appr}) = E(\phi_{appr}(x, t=0)) = \int_{-2\pi}^{2\pi} \left[\left(\frac{\partial \phi_{appr}}{\partial x} \right)^3 + \frac{1}{2} \left(\frac{\partial^2 \phi_{appr}}{\partial x^2} \right)^2 \right]_{t=0} dx. \quad (81)$$

m th-order	c_0	energy E_0 of the static solution	absolute error ΔE , see (80)
2 nd	-0.249	-0.126	0.073
3 rd	-0.1788	-0.2808	0.0808
4 th	-0.2052	-0.24205	0.04205
5 th	-0.2072	-0.2277	0.02770
6 th	-0.2300	-0.21385	0.01385
7 th	-0.2321	-0.20897	0.00897
8 th	-0.2452	-0.20485	0.00485
9 th	-0.2467	-0.20315	0.00315
10 th	-0.2550	-0.2017	0.0017
11 th	-0.2610	-0.2003	0.0003

Table 6: The HAM parameter c_0 (column 2) at increasing order of the approximation (column 1) with $t = 1$ (and $\nu = 1$). The energy of the static soliton solution of the KdV equation and the absolute error ΔE are reported in columns 3 and 4. One sees that the HAM parameter c_0 does not quickly converge to its optimal value $c_0 = -1$, but at variance the energy of the static soliton solution converges quickly to its exact value $E_0 = -0.2$.

Fig. 7 compares the static solution of the KdV equation and the solution obtained combining the LAP to the HAM.

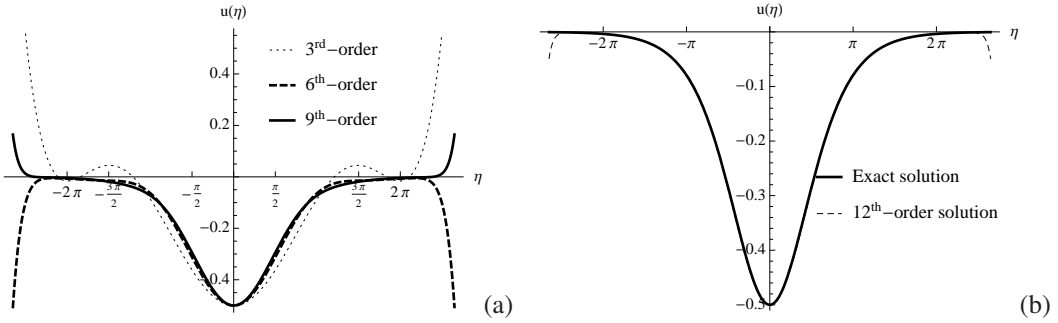


Figure 7: Static soliton solution for KdV equation plotted within the period of the soliton wave. Panel (a) shows the convergence of the numerical solutions when the order of the approximation is increased. Panel (b) shows the comparison of the exact solution with the 12th-order HAM solution using LAP. The group velocity of the wave, ν , is taken as one.

We are now in position to compare the LHAM method with the residual error square method discussed in section (2.1). The result of our comparison is presented in Table 7, where we refer to the residual error square method as the ‘‘Standard-HAM’’. We remark that the HAM to calculate the approximate solution for $u(x, t)$ is the same, i.e., with the same auxiliary linear operator

\mathcal{L} and the same initial guess of the solution. One could improve the outcome of the HAM calculation (and obtaining values of c_0 closer to the exact one $c_0 = -1$) by improving such a choice. However, here the goal is to show an example of comparison of determining the optical c_0 in the two different ways, the difference being in the way of fixing c_0 by minimizing the residual error square (Standard-HAM) or using the LAP (LHAM). We see that we have better result using the approach based on the LAP, and we also mention that using standard mathematical software we find that is more difficult for larger order of approximation to determine the optimal c_0 by the Standard-HAM (we were unable to find the optimal c_0 for the 11th order of approximation using the Standard-HAM). We refer to the Appendices for the comparison of LHAM and Standard-HAM for the harmonic and anharmonic oscillators.

	c_0	energy of the static solution E_0	absolute error ΔE_0 , see (80)
5th-order			
LHAM	-0.2072	-0.2277	0.02770
Standard-HAM	-0.1820	-0.2376	0.03767
7th-order			
LHAM	-0.2321	-0.20897	0.00897
Standard-HAM	-0.1977	-0.21515	0.01515
11th-order			
LHAM	-0.2610	-0.2003	0.0003
Standard-HAM	—	—	—

Table 7: The HAM parameter c_0 (column 2) with increasing order of the approximation (column 1) for the HAM method based on the optimization of the action and for the standard HAM based on the residual error square minimization. In column 3 we report the energy of the static soliton solution. Column 5 shows the absolute error ΔE_0 for our approach and for the standard HAM using the minimisation of the residual error square. The group velocity of the wave, v , is taken as one.

By the analysis of the comparison between LHAM and the residual error square method, we conclude that implementing the extremization of the action and the optimal conservation of the energy, our method accelerates the convergence (and reduce the time-consume) of the approximate solution.

4. Concluding remarks and perspectives

The Homotopy Analysis Method (HAM) [1, 2] has been widely used to obtain approximate numerical solutions of nonlinear problems. In this paper, we have combined the Least Action Principle (LAP) with the HAM in order to find a better estimation of the HAM parameter c_0 for systems for which one can define the Lagrangian and the Hamiltonian. In our method, to which we refer to as LHAM, the LAP allows us to obtain several values of the HAM parameter c_0 which extremize the action. Among these values, we choose the one that better conserve the energy. This simple method accelerates the convergence of the approximate solution to the exact one and the Korteweg-de Vries (KdV) partial differential equation. Our method is found to be efficient also when non-linearity is strong.

Since the Lagrangian and Hamiltonian dynamics are applicable to many different and relevant natural systems, our improved method can be useful in many contexts. As first, as future work one should systematically compare with other approaches implementing energy conservation [3].

Moreover, among the many example of Hamiltonian dynamics which one could investigate with our approach, let us quote for example (i) the positioning of geosynchronous and GPS satellites [32], (ii) the characterization of Rydberg atoms [33], and (iii) the study of multiferroic materials [34, 35, 36, 37].

Our approach can be extended to fractional ordinary and partial differential equations that can be derived from an action principle. However, the crucial issue of evaluating the action for these equations deserves further investigations. An interesting class of fractional differential equations describes the continuum limit of the generalized Fermi-Pasta-Ulam-Tsingou (FPUT) lattices with long-range interactions [38]. The numerical solutions obtained using our method could be then compared with exact solutions [39].

Acknowledgements

Thanks to Matteo Gallone and Yu Zhou for valuable discussions and careful reading of the paper. One of authors, G N B Chendjou, acknowledges the hospitality of the Abdus Salam International Centre for Theoretical Physics (ICTP) and the International School for Advanced Studies (SISSA) in Trieste, Italy, where part of the work reported here was carried out.

Appendix A. Harmonic oscillator

In this appendix and the following ones, the residual error square corresponding to any given HAM approximate solution ($x_{approximate}(t, c_0)$) is written as follows:

$$\epsilon(c_0) = \int_0^t (\mathcal{N}[x_{approximate}(t, c_0)])^2 dt, \quad (\text{A.1})$$

where \mathcal{N} is the nonlinear operator related to the equation of motion of a problem. The residual error square using LHAM corresponds to $\epsilon(c_0)$ with c_0 obtained using Eq. (16), while the standard residual error square corresponds to $\epsilon(c_0)$ with c_0 obtained using Eq. (13).

We first compare our HAM method based on the optimization of the action with the standard HAM based on the residual error square minimization for the harmonic oscillator.

	c_0 using LHAM, see (16)	$ E_{exact} - E(t = 1, c_0) $	c_0 using the standard-HAM, see (12)	$ E_{exact} - E(t = 1, c_0) $
1 st	0.5945	0.5181	-0.8433	0.02282
2 nd	-0.9477	4.3×10^{-3}	-0.9691	5.0×10^{-4}
3 rd	-0.9804	8.0×10^{-5}	-0.9891	1.0×10^{-5}
4 th	-0.9925	5.08×10^{-7}	-0.9947	1.08×10^{-7}
5 th	-0.9959	2.69×10^{-9}	-0.9949	3.18×10^{-9}
6 th	-0.9977	8.91×10^{-12}	-0.9953	6.79×10^{-12}

Table A.8: The HAM parameter c_0 (column 2) with increasing order of the approximation (column 1) with $t = 1$ (and $\omega = 1$). In column 3 we report the variation of the energy at time $t = 1$. Columns 4 and 5 show the HAM parameter c_0 and the variation of the energy using the residual error square method with $t = 1$ (and $\omega = 1$).

	Residual error square using LHAM, see (16) and (A.1)	Standard residual error square, see (12) and (A.1)	$E(t = 1, c_0)$ using LHAM, see (16)	$E(t = 1, c_0)$ using the standard residual error square, see (12)
1 st	2.8760	0.0160	1.0181	0.5228
2 nd	0.000075	0.000011	0.50433	0.5005
3 rd	3.7×10^{-8}	2.4×10^{-9}	0.499919	0.49998
4 th	1.71×10^{-12}	1.70×10^{-13}	0.5000005	0.50000010
5 th	1.13×10^{-13}	2.27×10^{-13}	0.499999997	0.499999996

Table A.9: Residual error square for increasing order of the approximation using the least action principle (column 2) or the residual error square method (column 3) with $t = 1$ (and $\omega = 1$). The corresponding energies at $t = 1$ are reported in columns 4 and 5.

Appendix B. Quartic oscillator

Here, we compare our HAM method based on the optimization of the action with the standard HAM based on the residual error square minimization for the quartic anharmonic oscillator.

	c_0 using LHAM, see (16)	$ E_{exact} - E(t = 1, c_0) $	c_0 using the standard-HAM, see (12)	$ E_{exact} - E(t = 1, c_0) $
1 st	-3.7070	0.1586	-0.9884	2.7×10^{-4}
2 nd	-0.9835	1.2×10^{-3}	-0.8861	5.6×10^{-4}
3 rd	-0.9297	1.3×10^{-4}	-0.9740	5.5×10^{-6}
4 th	-0.9807	5.2×10^{-6}	-1.003	3.5×10^{-7}
5 th	-0.9996	5.8×10^{-7}	-0.9727	2.7×10^{-8}

Table B.10: The HAM parameter c_0 (column 2) with increasing order of the approximation (column 1). In column 3 we report the variation of the energy at time $t = 1$ with $a = \frac{1}{\sqrt{2}}$. Columns 4 and 5 show the HAM parameter c_0 and the variation of the energy using the residual error square method. k and γ are constants of order unity.

	Residual error square using LHAM, see (16) and (A.1)	Standard residual error square, see (12) and (A.1)	$E(t = 1, c_0)$ using LHAM, see (16)	$E(t = 1, c_0)$ using the standard residual error square, see (12)
1 st	0.68778	0.000066	0.0913	0.2497
2 nd	0.000026	3.4×10^{-6}	0.248721	0.250560
3 rd	2.85×10^{-7}	4.09×10^{-10}	0.249868	0.2499944
4 th	8.06×10^{-10}	6.13×10^{-11}	0.25000526	0.2499996
5 th	1.25×10^{-11}	1.36×10^{-14}	0.249999412	0.250000027

Table B.11: Residual error square for increasing order of the approximation using the least action principle (column 2) or the residual error square method (column 3) with $t = 1$ (and $a = \frac{1}{\sqrt{2}}$). The corresponding energies at $t = 1$ are reported in columns 4 and 5. k and γ are constants of order unity.

Appendix C. Cubic oscillator

In this Appendix we compare our HAM method based on the optimization of the action with the standard HAM based on the residual error square minimization for the cubic anharmonic oscillator with nonzero velocity ($\dot{x}_0 \neq 0$) and zero velocity ($\dot{x}_0 = 0$), respectively.

	c_0 using LHAM, see (16)	$ E_{exact} - E(t = 1, c_0) $	c_0 using the standard-HAM, see (12)	$ E_{exact} - E(t = 1, c_0) $
1 st	0.5395	0.0184	-0.9220	6.3×10^{-4}
2 nd	-0.9668	4.0×10^{-4}	-1.0516	9.3×10^{-6}
3 rd	-0.9104	8.5×10^{-5}	-0.9765	2.2×10^{-6}
4 th	-0.9856	1.5×10^{-6}	-1.0083	5.9×10^{-8}
5 th	-0.9917	5.4×10^{-6}	-1.0302	6.1×10^{-7}

Table C.12: The HAM parameter c_0 (column 2) with increasing order of the approximation (column 1). In column 3 we report the variation of the energy at time $t = 1$. Columns 4 and 5 show the HAM parameter c_0 and the variation of the energy using the residual error square method. Here, $x_0 = \frac{1}{\sqrt{2}}$ and $\dot{x}_0 = \frac{1}{4}$, i.e, nonzero velocity.

	Residual error square using LHAM, see (16) and (A.1)	Standard residual error square, see (12) and (A.1)	$E(t = 1, c_0)$ using LHAM, see (16)	$E(t = 1, c_0)$ using the standard residual error square, see (12)
1 st	0.1062	0.0002	-0.113747	-0.13151
2 nd	0.000015	1.09×10^{-6}	-0.1317467	-0.13215
3 rd	7.2×10^{-7}	2.8×10^{-9}	-0.1320634	-0.132146
4 th	3.7×10^{-10}	1.8×10^{-12}	-0.132150450	-0.1321488
5 th	4.6×10^{-9}	1.9×10^{-10}	-0.132154362	-0.1321482

Table C.13: Residual error square for increasing order of the approximation using the least action principle (column 2) or the residual error square method (column 3). The corresponding energies at $t = 1$ are reported in columns 4 and 5. Here, $x_0 = \frac{1}{\sqrt{2}}$ and $\dot{x}_0 = \frac{1}{4}$, i.e, nonzero velocity.

	c_0 using LHAM, see (16)	$ E_{exact} - E(t = 1, c_0) $	c_0 using the standard-HAM, see (12)	$ E_{exact} - E(t = 1, c_0) $
1 st	3.1710	0.11508	-0.8713	2.03×10^{-3}
2 nd	-0.9394	9.78×10^{-5}	-1.0095	9.7×10^{-4}
3 rd	-1.0080	5.56×10^{-5}	-0.9599	1.02×10^{-5}
4 th	-0.9779	2.67×10^{-6}	-0.9947	2.1×10^{-7}
5 th	-1.0001	1.39×10^{-7}	-1.0140	1.8×10^{-8}

Table C.14: The same as in Table C.12 but now with $\dot{x}_0 = 0$, i.e, initial zero velocity.

	Residual error square using LHAM, see (16) and (A.1)	Standard residual error square, see (12) and (A.1)	$E(t = 1, c_0)$ using LHAM, see (16)	$E(t = 1, c_0)$ using the standard residual error square, see (12)
1 st	0.40540	7.1×10^{-4}	-0.11508	-0.09886
2 nd	1.7×10^{-5}	2.70×10^{-8}	-0.09992	-0.100893
3 rd	8.4×10^{-8}	1.1×10^{-8}	-0.1009544	-0.100888
4 th	2.2×10^{-10}	2.6×10^{-12}	-0.10090154	-0.1008990
5 th	9.94×10^{-13}	1.70×10^{-13}	-0.10089872	-0.1008988

Table C.15: The same as in Table C.13 but now with $\dot{x}_0 = 0$, i.e. initial zero velocity.

References

- [1] S. Liao, *Beyond perturbation: introduction to homotopy analysis method*. Modern Mechanics and Mathematics (CRC, Boca Raton, FL, 2003).
- [2] S. Liao, *Advances in the homotopy analysis method*. World Scientific (2014).
- [3] JM Sanz-Serna, MP Calvo *Numerical Hamiltonian problems*. Chapman and Hall (Dover edition 2018)
- [4] A.M. Lyapunov, *General Problem on Stability of Motion*. CRC Press, London (1992).
- [5] G. Adomian, *Computers and Mathematics with Applications* **21**, 101-127 (1991).
- [6] He Ji-huan, *Applied Mathematics and Mechanics* **23**, 634-638 (2002).
- [7] He Ji-huan, *Computer Methods in Applied Mechanics and Engineering*, **178**, 257-262 (1999)
- [8] J.D. Szezech Jr., S.R. Lopes and R.L. Viana, *Phys. Lett. A*, **335** 394-401 (2004).
- [9] S. Liao, *Commun. Nonlinear Sci. Numer. Simul.* **15**, 2003-2016 (2010).
- [10] C. Lanczos, *The Variational Principles of Mechanics (Dover Books on Physics)* 4th Edition, (1970)
- [11] P. Choquard, *Mécanique analytique*, Collection Cahiers mathématiques de l'École polytechnique fédéral de Lausanne, Presses Polytechniques et Universitaires Romandes (PPUR), (1992).
- [12] J. Coopersmith, *The Lazy Universe: An Introduction to the Principle of Least Action* (Oxford, 2017; online edn, Oxford Academic, 22 June 2017) accessed 26 June 2024.
- [13] M. Bierlaire, *Optimization: Principles and Algorithms* EPFL Press, Lausanne (2018).
- [14] R.P. Feynman, R.B. Leighton and M.L. Sands, *Feynman lectures on physics*, Vol. 2, Lecture 19, San Francisco CA: Pearson/Addison-Wesley, 2006.
- [15] R.S. Mackay, J.D. Meiss and I.C. Percival, *Phys. Rev. Lett.* **52**, 697-700 (1984).
- [16] R.S. Mackay, J.D. Meiss and J. Stark, *Nonlinearity* **2**, 555-570 (1989).
- [17] J.D. Meiss, *Chaos* **25**, 097602 (2015).
- [18] O. Shpielberg and E. Akkermans, *Phys. Rev. Lett.* **116**, 240603 (2016).
- [19] O. Shpielberg, *Phys. Rev. E* **96**, 062108 (2017).
- [20] V.E. Zakharov and L.D. Faddeev, *Funct. Analysis Appl.* **5**, 280-286 (1971).
- [21] O. Shpielberg, *Theory of solids*. Moscow: Nauka, 1980
- [22] Classical mechanics, 2nd ed. Reading, MA : Addison-Wesley, 1980.
- [23] I.V. Andrianov, V.V. Danisevskyy and G. Rogerson, *Pro. R. Soc. A.* **476** 20190532 (2020)
- [24] L. Apaza and M. Sandoval, *Phys. Rev. E* **101**, 032103 (2020).
- [25] L. Holfmann, M. Elbert, P.A. Tass and C. Hauptmann, *Front. Neuroeng.* **4:9** (2011).
- [26] P.V. Coveney, and P.W. Fowler, *J. R. Soc. Interface.* **2** 267-280 (2005).
- [27] J. Miles, *Journal of Fluid Mechanics* **106** 131-147 (1981).
- [28] M. Gallone, A. Ponno and B. Rink, *J. of Phys. A: Math Theor.* **54**, 305701/1-29 (2021)
- [29] M. Gallone, A. Ponno, *Hamiltonian field theory close to the wave equation: from Fermi-Pasta-Ulam to water waves*. In Georgiev, V. Michelangeli, A. Scandone, R. (eds) Qualitative Properties of Dispersive PDEs. INdAM 2021. Springer INdAM Serives, **52** Springer, Singapore.
- [30] I.M. Gelfand and S.V. Fomin, *Calculus of Variations*, Dover, 2000.
- [31] R.S. Mackay and J.D. Meiss, *Phys. Lett. A.* **98** 92-94 (1983).
- [32] A. Celletti, C. Gales, *J. Nonlinear Sci.* **24**, 1231-1262 (2014). *On the Dynamics of Space Debris: 1:1 and 2:1 Resonances*,
- [33] T.F. Gallagher, *Rydberg Atoms*, Cambridge University Press, ISBN 978-0-521-02166-1, (1994).
- [34] N.A. Spaldin and M. Fiebeg, *Materials Science* **309**, 391 (2005).

- [35] W. Eerenstein, N.D. Mathur, and J.F. Scott, *Nature* **442**, 759 (2006).
- [36] L. Chotorlishvili, R. Khomeriki, A. Sukhov, S. Ruffo, and J. Berakdar, *Phys. Rev. Lett.* **111**, 117202 (2013).
- [37] P.A. Paglan and J.P. Nguenang, *Phys. Rev. B* **100**, 020404(R) (2019).
- [38] G.N.B. Chendjou, et al., *Commun. Nonlin. Sci. Numer. Simul.* **60**, 115-127 (2018); G.N.B. Chendjou, et al., *Commun. Nonlin. Sci. Numer. Simul.* **74**, 282-283 (2019).
- [39] G.N.B. Chendjou, et al., *J. Stat. Mech.* **10**, 104015 (2019).