

Deblur-Avatar: Animatable Avatars from Motion-Blurred Monocular Videos

Xianrui Luo^{1,3} Juewen Peng² Zhongang Cai⁴ Lei Yang⁴

Fan Yang¹ Zhiguo Cao³ Guosheng Lin^{2*}

¹S-Lab, Nanyang Technological University ²Nanyang Technological University

³Huazhong University of Science and Technology ⁴SenseTime Research

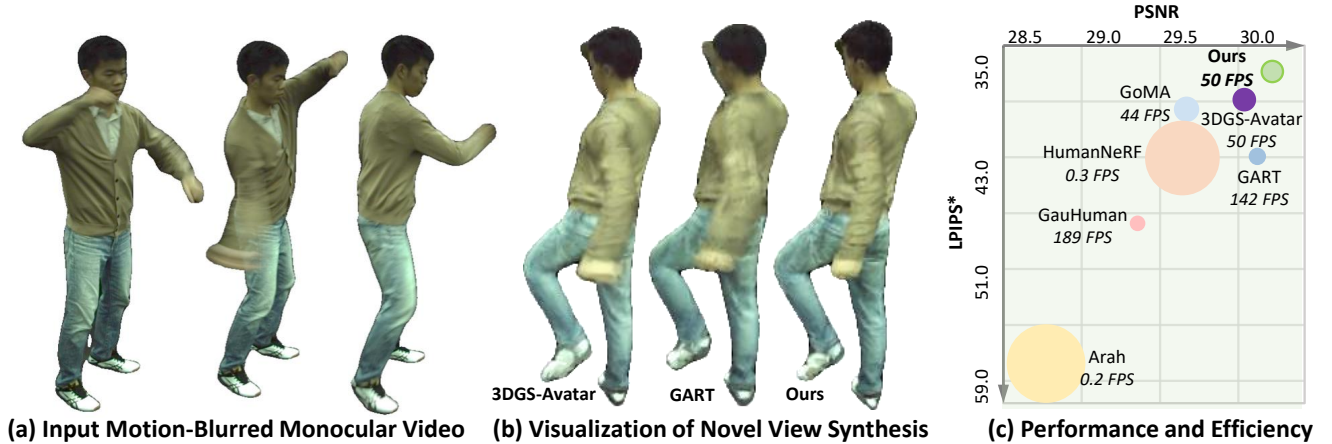


Figure 1. We propose Deblur-Avatar, the first to render sharp animatable avatars with a motion-blurred monocular video as input. (b) demonstrates that our method restores sharper details than baselines. (c) LPIPS*=LPIPS* 10^3 . Smaller circles denote higher FPS.

Abstract

We introduce Deblur-Avatar, a novel framework for modeling high-fidelity, animatable 3D human avatars from motion-blurred monocular video inputs. Motion blur is prevalent in real-world dynamic video capture, especially due to human movements in 3D human avatar modeling. Existing methods either (1) assume sharp image inputs, failing to address the detail loss introduced by motion blur; or (2) mainly consider blur by camera movements, neglecting the human motion blur which is more common in animatable avatars. Our proposed approach integrates a human movement-based motion blur model into 3D Gaussian Splatting (3DGS). By explicitly modeling human motion trajectories during exposure time, we jointly optimize the trajectories and 3D Gaussians to reconstruct sharp, high-quality human avatars. We employ a pose-dependent fusion mechanism to distinguish moving body regions, optimizing both blurred and sharp areas effectively. Extensive experiments on synthetic and real-world datasets demonstrate that Deblur-Avatar significantly outperforms existing methods in rendering quality and quantitative metrics, pro-

ducing sharp avatar reconstructions and enabling real-time rendering under challenging motion blur conditions.

1. Introduction

Reconstructing high-fidelity 3D humans is crucial for applications like AR/VR, film post-production, and gaming. Traditional methods require costly dense multi-view inputs, making them impractical for common use. Reconstructing 3D avatars from sparse-view or monocular inputs is challenging due to underdetermined information and inaccurate body motion estimates. To tackle the challenge, implicit neural radiance field (NeRF) [41, 54, 74, 88] is introduced to combine with body articulation [12, 14, 23, 38, 42, 60, 82] or condition on body-related encodings [74, 88]. However, multi-layer perceptrons (MLPs) in NeRF are computationally expensive, hindering real-time use. With the advent of 3D Gaussian Splatting (3DGS) [24], numerous studies [15, 20, 26, 35, 39, 43, 44, 62] integrate 3DGS in human avatar modeling to achieve state-of-the-art rendering quality with fast training and inference.

Despite the high-quality results, these methods assume

the model is trained on videos free from motion blur, where the human remains sharp throughout the entire filming. However, as this task requires human movements, encountering motion blur is inevitable in everyday capture. Motion blur occurs when there is significant relative movement between the camera and the human during the exposure time, resulting in a streaking effect as the sensor accumulates light. Consequently, motion blur is common in dynamic videos involving humans doing fast movements or in low-light scenes where the exposure time is long so the relative movement is evident.

Current human avatar modeling approaches neglect motion blur, which can severely degrade the quality of reconstructed avatars by obscuring dynamic human motion details. Several works have proposed to reconstruct static scenes with camera motion-blurred multi-view inputs, restoring a sharp NeRF or 3DGS by deformable kernels [32, 46, 58] and camera motion model [81, 97]. A dynamic pipeline [75] aims to reconstruct dynamic scenes from blurred monocular videos, but its deblurring paradigm is the same as the previous pipelines [81, 97]. These methods perform well on their datasets, however, these methods, including the dynamic one [75] are primarily designed to handle camera-induced motion blur. In their deblurring scenarios, the captured image is blurred in the pattern of large camera movements, and the objects of the scene have limited or no movements.

In contrast, in human avatar modeling tasks, motion blur is primarily caused by human movements instead of camera motions. To address motion blur in monocular dynamic human videos, we aim to reconstruct sharp 3D human avatars by explicitly modeling human movements. We propose Deblur-Avatar, an animatable avatar framework to incorporate a human movement-based motion blur model into 3DGS. We integrate human motion dynamics into 3DGS training by utilizing an interpolation function to model virtual human motion trajectories over the camera’s exposure period. During training, these motion trajectories are optimized jointly with the Gaussians, enabling the reconstruction of sharp human avatars despite motion blur. Specifically, the trajectory of each motion-blurred image is represented by the initial and final human body poses at the beginning and end of the exposure time, respectively. Given that the exposure time is relatively short, we interpolate between these initial and final poses to determine each intermediate pose along the trajectory. Using this trajectory, we generate a sequence of virtual sharp images by deforming the Gaussians with non-rigid and rigid transforms and projecting the Gaussians onto the image plane. These virtual sharp images are then averaged to synthesize the blurred image, adhering to the physical principles of motion blur. Finally, we observe that human movement does not involve the whole body for each frame. Therefore, we propose

pose-dependent fusion to effectively distinguish the blurred regions for each pose in a frame, so that our model can focus on modeling motion blur in these blurred areas.

To address the absence of existing human avatar motion deblurring datasets, we collect synthetic and real-world datasets and conduct an extensive analysis to demonstrate that Deblur-Avatar effectively addresses motion-blurred inputs and renders high-quality sharp avatars, outperforming existing methods. Additionally, we conduct ablation studies to validate the effectiveness of each component. In summary, our main contributions are as follows.

- We present the first framework designed to recover sharp animatable human avatars from monocular videos with motion blur. Unlike previous deblurring pipelines, we are the first to focus on motion blur from human movements.
- We propose human motion trajectory modeling, predicting and interpolating a sequence of human poses to model the motion blur and restore a sharp representation. We also introduce pose-dependent fusion to distinguish moving human body regions for effective training.
- We evaluate our method on self-collected real and synthetic data, showing substantial quantitative and visual improvements over existing methods.

2. Related Work

3D Clothed Human Avatars. Traditional methods reconstruct 3D human avatars from dense multi-view stereo [13, 87], pixel-aligned features from 3D human ground truth [1, 66, 67] or depth cameras [6, 10, 53, 89]. Explicit representation is introduced to model the human body shapes [25, 76] with parametric models [45, 57], but this representation struggles with topological changes and fails to capture fine details. With the advent in neural radiance fields [49] (NeRF), there has been a significant surge in neural rendering for human avatars [2, 21, 41, 54, 85, 91] from sparse view videos or a single image [17, 40]. To reconstruct dynamic humans, body model encoding [74, 88] is proposed to enhance generalization, and several works learn deformation field in canonical space [12, 14, 23, 38, 42, 60, 82] combined with parametric models [45, 57] to model pose and shape, where a latent code [59] for SMPL [45] vertex is proposed to model appearance, which can be posed by a coordinate-based neural skinning field [4, 18, 48].

A disadvantage of NeRF-based methods is their inefficiency in training and rendering. To reduce computational costs, multi-resolution hash encoding [11, 22], empty-space skipping [22], point-based rendering [65, 90, 98, 99], UV Volumes [5] as well as dynamic MLP maps [61] have emerged as efficient alternatives. 3D Gaussian Splatting [24] (3DGS) shows superiority in quality and efficiency, so 3DGS is integrated into human avatars [15, 20, 26, 35, 39, 43, 44, 50, 77, 102]. KL dispersion [16] and a segmentation plus scaling strategy [36] are used to manipu-

late point cloud, and kinematic information [80] is used for surface deformation. Non-rigid deformations [62, 84] are integrated into 3DGS to achieve a balance between quality and speed. Lifted optimization and a novel differentiable shading are introduced [70, 84] to optimize Gaussian parameters while projecting them onto meshes. Contrastive learning [95] and semantic priors [96] are used to capture details and maintain consistency.

Although these approaches perform well, they do not consider motion blur in video capture. The inputs are assumed sharp, so current methods deteriorate with motion blur, resulting in low-quality avatars. We explore restoring sharp human avatars from motion-blurred monocular video. **Motion Deblurring.** Traditional single-image deblurring models the blur with normalized gradient sparsity [28], unified probabilistic model [69], and rotational velocity [86]. Several methods [29, 30, 51, 78] train neural networks on datasets [71], exploring attention mechanisms [79, 92] and multi-scale pipelines [9, 64]. On the other hand, video deblurring harnesses temporal information among different frames to ensure consistency. Conventional approaches employ optical flow to model inter-frame relationships [19, 55]. Several approaches stack neighboring frames as the input of neural networks [73, 100]. Attention mechanisms [94], motion magnitude [83], and wavelet-based [56] methods are proposed to improve performance and efficiency. While these methods yield excellent results, they assume the blur is predominantly from camera movement, and the method performs poorly on blur from human motion. Furthermore, these methods operate in image space and fail to capture scene geometry in 3D space.

Recently NeRF has demonstrated impressive results in novel view synthesis, and many methods have extended NeRF from sharp static scenes to motion-blurred static [32, 33, 46, 81] and dynamic scenes [75]. These methods restore sharp radiance fields by modeling motion blur from blur kernels [32, 46] or camera motions [75, 81]. To improve efficiency, 3DGS is also introduced to model the blur with the covariance of 3D Gaussian [7, 31, 58] and camera motions [3, 34, 97]. Current methods, including the dynamic deblurring pipeline, are designed specifically for motion blur from camera motions instead of human motions, and would not suffice for our aim: restoring from motion blur due to human movements in human avatar modeling.

3. Method

We propose Deblur-Avatar, a human avatar modeling pipeline to recover sharp novel views and poses from a motion-blurred monocular video. In the following, we first revisit the concept of 3DGS and the principle of motion blur. In section 3.3, we propose human motion trajectory modeling to account for human movements in the exposure period. We show how to perform rigid and non-rigid defor-

mation from the canonical space in section 3.4. Then we apply pose-dependent fusion to predict the blurred region of each view, blending the rendered blur region and the rendered sharp region to get optimal results in section 3.5.

3.1. Preliminary: 3D Gaussian Splatting

3DGS [24] represents the 3D scene with a set of discrete 3D Gaussians G , parameterized by its mean $\mu \in \mathbb{R}^3$, covariance $\Sigma \in \mathbb{R}^{3 \times 3}$, opacity $\alpha \in \mathbb{R}$, and view-dependent color $c \in \mathbb{R}^3$ represented by spherical harmonics coefficients f . The distribution of each scaled Gaussian is defined as:

$$G(\mathbf{x}) = e^{-\frac{1}{2}(\mathbf{x}-\mu)^\top \Sigma^{-1}(\mathbf{x}-\mu)}, \quad (1)$$

To ensure that the 3D covariance Σ remains in its positive semi-definiteness, and to reduce the optimization difficulty, 3DGS represents Σ using a scale $S \in \mathbb{R}^3$ and a rotation matrix $R \in \mathbb{R}^{3 \times 3}$ stored by a quaternion $q \in \mathbb{R}^4$:

$$\Sigma = RSS^\top R^\top, \quad (2)$$

To enable differentiable Gaussian rasterization, the 3D Gaussians are projected to 2D image plane from a given camera pose $W \in \mathbb{R}^{3 \times 3}$ and the Jacobian of the affine approximation of the projective transformation $J \in \mathbb{R}^{2 \times 3}$:

$$\Sigma' = JW\Sigma W^\top J^\top, \quad (3)$$

where $\Sigma' \in \mathbb{R}^{2 \times 2}$ is the 2D covariance matrix. The pixel color is thus rendered by rasterizing these N sorted 2D Gaussians according to their depths:

$$\mathbf{C} = \sum_{i=1}^N c_i \alpha_i \prod_{j=1}^{i-1} (1 - \alpha_j), \quad (4)$$

where c_i is the view-dependent color, and α_i is the learned opacity value α weighted by probability density of i -th projected 2D Gaussian at the target pixel location. 3D Gaussians are initialized from Structure-from-Motion [68] (SfM) or random sampling. Adaptive control is then applied to improve rendering quality through split, clone, and prune. Gaussians with large position gradients are split if their size exceeds a threshold or cloned if below it. Gaussians with small α values or overly large scales are pruned.

3.2. Preliminary: Motion Blur Formation

The physical process of motion blur formation comprises the collection of photons during a certain exposure time τ due to camera or object motion. The final blurred image can be represented by fusing a sequence of virtual images:

$$\mathbf{B}(x) = \gamma \int_0^\tau \mathbf{C}_t(x) dt, \quad (5)$$

where $\mathbf{C}_t(x)$ is the sharp image captured at time t , x is the pixel location of the image, $\mathbf{B}(x)$ is the blurred image, and

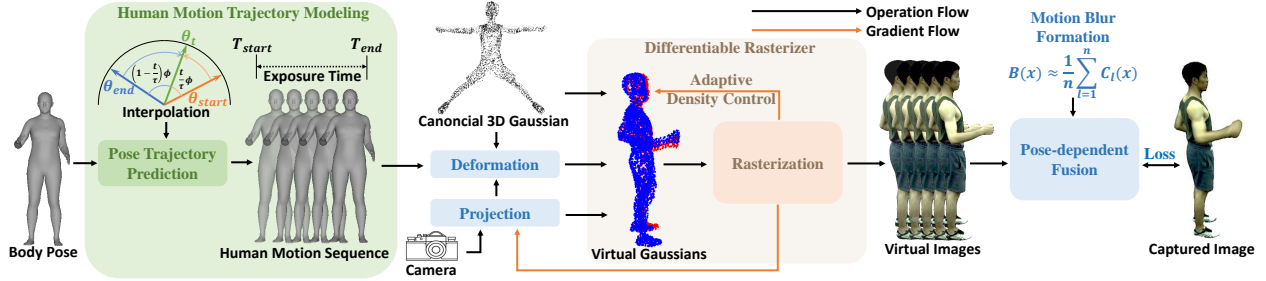


Figure 2. **Pipeline of Deblur-Avatar.** For each frame with its corresponding body pose as input, we introduce human motion trajectory modeling to predict human poses θ_{start} and θ_{end} at the start T_{start} and end T_{end} of the exposure period of the frame. Then we use interpolation to obtain a virtual human pose sequence. With the pose of each virtual timestamp, we perform non-rigid deformation and rigid transformation to the 3D Gaussian initialized in canonical space. The observation space virtual 3D Gaussians and their colors are accumulated through differentiable rasterization to render sharp virtual images. These images are averaged as Eq. (6) to produce the blurred result. The blurred image is then blended with the virtual sharp result by pose-dependent fusion to render the final output, supervised by the captured input RGB image. During testing, Gaussians can be rendered directly to produce a sharp image without motion trajectory modeling and pose-dependent fusion, enabling fast rendering.

γ is a normalization factor. We discretize the exposure period into n timestamps for approximation and the captured result is denoted as the average of n sharp images:

$$\mathbf{B}(x) \approx \frac{1}{n} \sum_{l=1}^n \mathbf{C}_l(x). \quad (6)$$

As shown in Eq. (6), images from each timestamp are required to render the final blurred result. Our task focuses on human movements, therefore, it is important to model human movements during the exposure time.

3.3. Human Motion Trajectory Modeling

Following previous works, the inputs are a monocular video with motion blur, calibrated camera parameters, SMPL parameters, and foreground segmentation masks. The training initiates with randomly sampling points on the canonical SMPL [45] mesh surface. SMPL is a parametric human model that defines β and θ to control body shapes and poses. Linear Blend Skinning (LBS) algorithm is applied in SMPL to transform a point p_c from a canonical space to an observation space point p_o :

$$p_o = \sum_{k=1}^K w_k \mathbf{T}_k p_c, \quad (7)$$

where K is the number of joints, \mathbf{T}_k is the 4x4 rotation-translation matrix calculated from local joint positions $\mathbf{J} = \{J_1, \dots, J_K\}$, shape β and pose θ .

As human poses are stored in SMPL, we propose to model human motion trajectory from SMPL parameters, specifically the human pose θ . For avatar modeling with motion blur, the blur results from human movement in the exposure period. Therefore, based on Eq. (6), a straightforward approach to address motion-blurred inputs \mathbf{B}_{gt} is

to reconstruct each virtual sharp image \mathbf{C}_l , serving as the dependent variable of the motion-blurred output. Given that a sharp image \mathbf{C}_l can be rendered from a specified human pose θ_l within the framework of 3DGS avatar pipeline [16, 62], it is viable to establish correspondence between virtual human poses and rendered virtual sharp images. Since we aim to render a sequence of virtual sharp images to depict human movements, the corresponding virtual poses of each latent sharp image within the exposure time τ can be acquired from employing a human motion trajectory represented through Spherical Linear Interpolation [72] (Slerp) between two SMPL poses in quaternion, one at the beginning of the exposure θ_{start} and the other at the end θ_{end} . The virtual human pose at time $t \in [0, \tau]$ can thus be expressed as follows:

$$\theta_t = \frac{\sin(\frac{t}{\tau}\phi)}{\sin\phi} \theta_{start} + \frac{\sin((1-\frac{t}{\tau})\phi)}{\sin\phi} \theta_{end}, \quad (8)$$

where τ represents the exposure time. To align with Eq. (6), $\frac{t}{\tau}$ can be further denoted as $\frac{l}{n-1}$ for the l -th latent sharp image \mathbf{C}_l corresponding with pose θ_l . ϕ is the angle between θ_{start} and θ_{end} , obtained as:

$$\phi = \arccos(\theta_{start} \cdot \theta_{end}), \quad (9)$$

We aim to estimate both θ_{start} and θ_{end} for each frame, along with the learnable parameters of Gaussians G . To predict both poses from a single input, we initialize θ_{start} and θ_{end} with the input body pose parameters, then we add random perturbation on these two sets of poses. The perturbed poses are used for subsequent rigid transformation, allowing direct optimization through backpropagation. For very small angles (i.e., when $\sin(\phi)$ is close to zero), we assume the corresponding frame has very little motion blur and linear interpolation is used as an approximation. We also predict

the sequences of per-frame translations with direct linear interpolation and apply Slerp to the global orientation of the body to get a virtual sequence. We set the virtual frame number $n = 5$ as the number of images during an exposure time, balancing training efficiency and rendering quality.

3.4. Human Deformation and Color Prediction

Human deformation can be decomposed into skeleton-based rigid movements and pose-based cloth deformation [62]. We first apply non-rigid deformation to canonical Gaussians G_c , using the canonical positions x_c and the pose-based latent code generated from pose encoder [48] as inputs. The non-rigid deformation MLP $f_{\theta_{nr}}$ predicts the non-rigid parameters as:

$$(\Delta x, \Delta s, \Delta r) = f_{\theta_{nr}}(x_c; l_{\text{pose}}), \quad (10)$$

where Δx indicates the offset of 3D position of Gaussian, Δs is the offset factor of scale, Δr is the scaling factor of rotation. Then the Gaussian at position x_o is deformed as:

$$x_{nr} = x_c + \Delta x, \quad (11)$$

$$s_{nr} = s \cdot \exp(\Delta s), \quad (12)$$

$$r_{nr} = r_c \cdot [1, \Delta r_1, \Delta r_2, \Delta r_3], \quad (13)$$

where the dot product in Eq. (13) is quaternion multiplication, and $[1, 0, 0, 0]$ is denoted as identity rotation.

Now we have the non-rigid-deformed canonical space G_{nr} and a sequence of virtual human poses, we deform the 3D Gaussians G_{nr} to observation space with rigid transformation. For each pose and shape from one virtual frame, we calculate the rotation-translation body transform matrix \mathbf{T}_k from the SMPL parameters the same as prior works [62], then a skinning MLP $f_{\theta_{\text{rigid}}}$ predicts the skinning weights. The transformed position x_o and the rotation matrix of 3D Gaussians R_o are shown as:

$$\mathbf{T} = \sum_{k=1}^K f_{\theta_{\text{rigid}}}(x_{nr})_k \mathbf{T}_k, \quad (14)$$

$$x_o = \mathbf{T}x_{nr}, \quad \mathbf{R}_o = \mathbf{T}_{1:3,1:3}\mathbf{R}_{nr}, \quad (15)$$

the rotation matrix \mathbf{R}_{nr} is transformed from quaternion r_{nr} .

We do not apply spherical harmonics coefficients in regular 3DGS to predict the color of each Gaussian. We use a very small MLP with one 64-dimension hidden layer as previous work [62] to model the appearance.

3.5. Pose-dependent Fusion

We observe that a human cannot move every part of his body all at once, so for each blurred frame, there are always sharp regions on the body. The sharp regions do not require human motion trajectory modeling and Eq. (6) to render. Therefore, we propose to estimate a per-pixel fusion mask

$\mathbf{M}(x, j)$, where x is the same as Eq. (6), j is the j -th frame from original inputs. We equip a small MLP $f_{\theta_{\text{fuse}}}$ with the inputs consisting of a latent pose code l_{pose} from Eq. (10), a view embedding l_j , a position encoding l_x , and color embedding l_{rgb} extracted from rendered virtual image $\mathbf{C}(x, j)$. The fusion mask is predicted as:

$$\mathbf{M}(x, j) = f_{\theta_{\text{fuse}}}(l_{\text{pose}}, l_j, l_x, l_{\text{rgb}}), \quad (16)$$

where this mask is used to blend the virtual sharp image $\mathbf{C}(x, j)$ with the blurred image $\mathbf{B}(x, j)$ as follows:

$$\mathbf{C}_{\text{out}}(x, j) = (1 - \mathbf{M}(x, j))\mathbf{C}(x, j) + \mathbf{M}(x, j)\mathbf{B}(x, j). \quad (17)$$

This mask ensures that pixels are learned appropriately based on blur amount. If a pixel is blurred, $\mathbf{M}(x, j)$ will be large, assigning greater weight to the blurred image $\mathbf{B}(x, j)$. Conversely, if a pixel is clear, $\mathbf{M}(x, j)$ will be small, favoring the supposedly sharp virtual image $\mathbf{C}(x, j)$. This sharp virtual result is regarded as the final rendered result. This fusion module helps the network to optimize sharp and blurred regions separately, achieving effective training. This module and the human motion trajectory modeling module are not used for rendering, as these modules are meant for training with the motion-blurred inputs, and we only need the sharp output for inference.

3.6. Optimization

We learn the Gaussians and the human motion trajectories for each frame from the loss functions, consisting of an RGB loss L_{rgb} and perceptual loss L_{percept} for $\mathbf{C}_{\text{out}}(x, j)$ and \mathbf{B}_{gt} , a mask loss L_{mask} for foreground human. Skinning weight regularization L_{skin} and isometric regularization $L_{\text{isopos}}, L_{\text{isocov}}$ [62] are implemented to alleviate noisy deformation. The full loss function is defined as:

$$L_{\text{full}} = L_{\text{rgb}} + \lambda_1 L_{\text{percept}} + \lambda_2 L_{\text{mask}} + \lambda_3 L_{\text{skin}} + \lambda_4 L_{\text{isopos}} + \lambda_5 L_{\text{isocov}}. \quad (18)$$

4. Experiments

In this section, we first show how we capture and synthesize the two motion blur human avatar datasets, and we compare with state-of-the-art methods [16, 35, 62, 82, 84, 85] quantitatively and qualitatively under two settings, with the original blurred inputs and with the inputs pre-deblurred by state-of-the-art method [56]. Finally, we conduct an ablation study on each component of the proposed model.

4.1. Datasets

There are no available datasets for motion-blurred inputs in animatable human avatar tasks, so we curated two datasets: (1) Synthesized dataset from ZJU-MoCap [59] and (2) Real blur dataset from our capturing and internet videos.




Figure 3. **Qualitative results on ZJU-MoCap-Blur.** Compared with existing human avatar methods, our method generates sharper novel views and preserves more details with original motion-blurred inputs. Refer to supplementary for results on video deblurring preprocessing.




Figure 4. **Qualitative results on Real-Human-Blur dataset.** Our method generates sharper novel poses that are more faithful and preserve more details. We show more results in supplementary.

ZJU-MoCap-Blur. This is the main dataset for quantitative evaluation. We pick six sequences (377, 386, 387, 392, 393, 394) from the ZJU-MoCap dataset and follow the training/test split of HumanNeRF [85]. We synthesize motion blur as the pipeline of current benchmark datasets on motion

deblurring [51, 52, 101]. We choose state-of-the-art frame interpolation method [93] to create a high frame rate, then we average this sharp high frame rate successive frames to generate a blurry image to approximate a long exposure time, and the generated frames are temporally centered

Table 1. **Quantitative results on ZJU-MoCap-Blur.** The input sequence is the motion-blurred images. The best performance is in **boldface**, and the second best is underlined. We present the training time as GPU and the rendering speed as FPS.

Method	GPU	FPS	377			386			387			392			393			394		
			PSNR \uparrow	SSIM \uparrow	LPIPS \downarrow	PSNR \uparrow	SSIM \uparrow	LPIPS \downarrow	PSNR \uparrow	SSIM \uparrow	LPIPS \downarrow	PSNR \uparrow	SSIM \uparrow	LPIPS \downarrow	PSNR \uparrow	SSIM \uparrow	LPIPS \downarrow	PSNR \uparrow	SSIM \uparrow	LPIPS \downarrow
HumanNeRF [85]	4d	0.3	29.30	0.9634	32.17	33.36	0.9639	31.09	28.15	0.9490	42.86	30.35	0.9520	43.86	27.76	0.9409	50.38	29.05	0.9484	40.44
Arah [82]	3d	0.2	29.20	0.9582	48.90	31.83	0.9625	40.64	26.82	0.9447	60.18	28.74	0.9464	65.65	27.44	0.9399	70.94	29.43	0.9488	59.13
GauHuman [16]	4m	189	29.42	0.9617	33.42	33.46	0.9660	36.20	27.89	0.9420	53.50	28.37	0.9451	59.57	27.46	0.9377	63.08	29.17	0.9458	47.71
GART [35]	4m	142	<u>30.29</u>	0.9771	<u>28.43</u>	33.50	0.9659	34.30	29.36	0.9618	44.67	29.80	0.9673	44.26	28.24	0.9603	49.03	29.45	<u>0.9652</u>	43.39
3DGS-Avatar [62]	20m	50	29.88	0.9733	29.38	<u>33.68</u>	<u>0.9764</u>	30.44	28.34	<u>0.9621</u>	41.77	<u>30.40</u>	<u>0.9682</u>	<u>41.06</u>	<u>28.32</u>	<u>0.9604</u>	<u>44.58</u>	<u>29.74</u>	0.9633	40.14
GoMA [84]	1d	44	29.35	0.9722	30.57	33.49	0.9762	<u>29.99</u>	28.10	0.9614	<u>41.31</u>	29.86	0.9533	41.72	27.77	0.9437	46.43	29.38	0.9490	<u>39.30</u>
Ours	40m	50	30.36	<u>0.9765</u>	26.69	33.75	0.9770	29.37	<u>28.61</u>	0.9629	40.39	30.45	0.9697	38.49	28.43	0.9617	42.17	29.86	0.9646	37.79




Figure 5. **The qualitative comparisons of out-of-distribution pose animation on ZJU-MoCap-Blur.** Our method produces fewer artifacts than baselines, demonstrating good generalization to unseen poses.

on a real-captured ground truth frame from original ZJU-MoCap. The number of averaging frames (17,33,49) is randomly assigned for each sequence, and the varying numbers indicate different blur sizes. To make the dataset more realistic, we use EasyMocap [8, 59] to re-calculate the human poses and the human masks of the synthesized blurred image sequences. Following previous works [62, 85], we conduct quantitative evaluations on novel view synthesis and show qualitative results for animation on out-of-distribution poses. LPIPS in all the tables are scaled up by 1000.

Real-Human-Blur. Due to the lack of real-world datasets specifically designed for addressing motion blur in human avatar modeling, we have curated a dataset consisting of monocular motion-blurred videos. This dataset was captured using a DSLR camera, along with an additional video sourced from the internet. We use SPIN [27] to obtain approximate body poses and employ SAM [63] for segmenting the foreground human. Since there is no accurate sharp ground truth for these real captures, we use this dataset solely for qualitative comparisons on novel pose synthesis.

4.2. Baseline Comparisons

The baselines include two types: 1) state-of-the-art human avatar reconstruction methods, *e.g.* NeRF-based methods HumanNeRF [85] and ARAH [82], 3DGS-based methods GauHuman [16], GoMAvatar [84], 3DGS-Avatar [62] and GART [35] and 2) an image-space baseline that uses pre-trained video deblurring [56] for preprocessing and then trains the human avatar baselines with the deblurred inputs. These baselines are compared under the monocular setup on ZJU-MoCap-Blur and Real-Human-Blur. All experiments

are conducted on NVIDIA RTX 3090 GPU.

4.3. Qualitative Results

In Fig. 3, we compare our method with existing human avatar modeling methods on ZJU-MoCap-Blur. In Fig. 4, we show the novel pose synthesis results on Real-Human-Blur. One can observe that current human avatar modeling methods can not recover sharp details from motion blur and our method Deblur-Avatar outperforms these baselines in handling motion blur and generating sharp novel views and novel poses. We visualize the out-of-distribution pose animation on ZJU-MoCap-Blur with pose sequences from AMASS [47] and AIST++ [37] in Fig. 5. This demonstrates our model’s generalization ability to extreme out-of-distribution poses. We use an off-the-shelf [27] pose estimator for the in-the-wild Real-Human-Blur dataset, yet we still achieve satisfying results. Refer to the supplementary for more results *e.g.* the qualitative comparisons on the baseline models with video deblurring preprocessing, and the effectiveness of the video deblurring method on our inputs.

4.4. Quantitative Results

The quantitative results on ZJU-MoCap-Blur are reported in Tab. 1 and Tab. 2. The baseline model in Tab. 1 is trained on original motion-blurred inputs, and the inputs in Tab. 2 are pre-processed by video deblurring. Overall, our proposed approach performs better on PSNR and SSIM, and outperforms all the baselines on LPIPS, which is more informative in a monocular setting [62]. Video deblurring preprocessing improves the baselines only by a small margin, because of its focus on blur from camera motion and this 2D

Table 2. **Quantitative results on ZJU-MoCap-Blur (pre-deblurred)**. The input sequences are deblurred by state-of-the-art video deblurring method [56]. The best performance is in **boldface**, and the second best is underlined. We present the training time as GPU and the rendering speed as FPS.

Method	GPU	FPS	377			386			387			392			393			394		
			PSNR \uparrow	SSIM \uparrow	LPIPS \downarrow	PSNR \uparrow	SSIM \uparrow	LPIPS \downarrow	PSNR \uparrow	SSIM \uparrow	LPIPS \downarrow	PSNR \uparrow	SSIM \uparrow	LPIPS \downarrow	PSNR \uparrow	SSIM \uparrow	LPIPS \downarrow	PSNR \uparrow	SSIM \uparrow	LPIPS \downarrow
[56]+ [85]	4d	0.3	29.32	0.9623	31.93	33.43	0.9646	30.60	28.10	0.9468	44.33	30.30	0.9520	43.25	27.80	0.9413	49.56	28.92	0.9481	40.12
[56]+ [82]	3d	0.2	28.97	0.9560	48.91	32.15	0.9663	38.62	27.32	0.9477	55.92	29.76	0.9516	59.08	<u>28.36</u>	0.9449	64.91	29.40	0.9485	59.84
[56]+ [16]	4m	189	29.20	0.9625	34.39	33.49	0.9659	34.30	27.88	0.9423	53.44	28.65	0.9464	57.99	27.72	0.9371	61.81	29.11	0.9456	47.68
[56]+ [35]	4m	142	30.27	0.9770	<u>28.31</u>	33.86	0.9770	33.22	29.34	0.9658	44.48	29.77	0.9671	44.21	28.22	<u>0.9602</u>	49.02	29.41	<u>0.9651</u>	43.14
[56]+ [62]	20m	50	<u>29.69</u>	0.9732	29.26	33.66	<u>0.9765</u>	<u>29.92</u>	28.38	0.9622	41.48	<u>30.29</u>	<u>0.9678</u>	<u>41.10</u>	28.30	0.9596	<u>44.94</u>	<u>29.67</u>	0.9634	39.70
[56]+ [84]	1d	44	29.20	0.9716	30.93	33.47	0.9761	29.98	28.02	0.9613	<u>41.11</u>	29.90	0.9532	41.81	27.84	0.9440	46.07	29.28	0.9485	<u>39.52</u>
Ours	40m	50	30.36	<u>0.9765</u>	26.69	<u>33.75</u>	0.9770	29.37	<u>28.61</u>	<u>0.9629</u>	40.39	30.45	0.9697	38.49	28.43	0.9617	42.17	29.86	0.9646	37.79

Table 3. **Ablation study on the effectiveness of our proposed modules**. We evaluate the six scenes of ZJU-MoCap-Blur, and we present the performance on average.

Method	PSNR \uparrow	SSIM \uparrow	LPIPS \downarrow
w/o non-rigid	29.43	0.9659	38.12
w/o motion modeling	<u>30.05</u>	0.9668	37.95
w/o fusion	29.83	<u>0.9676</u>	<u>36.42</u>
Full (Ours)	30.24	0.9684	35.82

image-space paradigm lacks 3D consistency. Our method is capable of fast training and renders at a real-time rendering frame rate. Human motion trajectory modeling and pose-dependent fusion do not increase too much training time and do not add any rendering cost. Although GauHuman [16] performs well on the original ZJU-MoCap dataset, discarding non-rigid deformation and implementing a new optimization pipeline for fast convergence result in its poor performance on the motion-blurred inputs. We ensure all methods are evaluated under the same version of SSIM and LPIPS calculators because different versions lead to numerical differences. GauHuman [16] is trained for 7k iterations instead of 3k as original paper to get the best performance.

4.5. Ablation Study

Deblur-Avatar addresses the motion blur by predicting human pose sequences from human movements and incorporating the motion blur formation into 3DGS training by pose-dependent fusion. Therefore we conduct ablation studies on the human motion trajectory modeling module and the fusion module. As shown in Fig. 6 and Tab. 3, our framework works best when all the components are applied. We also conduct experiments on the number of virtual human poses in the exposure time in Tab. 4, the results show that increasing virtual poses is not always optimal if we aim to balance efficiency and quality.

5. Conclusion

We present Deblur-Avatar, a novel framework for sharp reconstruction of clothed human avatars from motion-blurred

Table 4. **Ablation study on the number of virtual human poses n**. We evaluate on two scenes. The results indicate that performance does not necessarily improve with increasing number n, but the increasing number will prolong the training time.

377	PSNR \uparrow	SSIM \uparrow	LPIPS \downarrow	386	PSNR \uparrow	SSIM \uparrow	LPIPS \downarrow
3	30.03	0.9757	27.20	3	33.30	0.9764	30.02
5	30.36	0.9765	26.69	5	33.75	0.9770	<u>29.37</u>
7	<u>30.27</u>	<u>0.9763</u>	<u>26.91</u>	7	<u>33.78</u>	0.9770	29.50
9	30.20	0.9759	27.31	9	33.79	<u>0.9772</u>	29.36
13	30.18	0.9759	27.12	13	33.77	0.9773	29.48




Figure 6. **Ablation Study on non-rigid deformation, motion trajectory modeling, and pose-dependent fusion**. Implementing these modules preserves more details and alleviates avatars' motion-related artifacts.

monocular video. To tackle motion blur from human movements in video capture, we model the human motion trajectories in 3DGS. Each timestamp is regarded as a sequence of sharp images captured within exposure time, and a sequence of human poses is predicted based on the input parameters. As human movements rarely involve the whole body, we predict masks to indicate the degradation regions within an image, enabling effective training on both blurred regions and sharp regions. Extensive experiments show that our real-time rendering method produces high-quality sharp avatars compared to state-of-the-art works.

Limitations. (1) We rely solely on a single input pose for trajectory modeling. A potential future direction is to explore inter-frame relationships to improve pose trajectory representation. (2) Deblur-Avatar does not reconstruct the

accurate geometry of the avatar, and a potential direction is to extract smooth geometry from the 3DGS human avatar model by incorporating mesh or regularizing normal map. (3) Like previous works, Deblur-Avatar may produce poorly with high-frequency details *e.g.* complex local cloth, and the refinement for these areas is yet to be explored.

References

- [1] Thiemo Alldieck, Mihai Zanfir, and Cristian Sminchisescu. Photorealistic monocular 3d reconstruction of humans wearing clothing. In *CVPR*, 2022. 2
- [2] Jianchuan Chen, Ying Zhang, Di Kang, Xuefei Zhe, Linchao Bao, Xu Jia, and Huchuan Lu. Animatable neural radiance fields from monocular rgb videos. *arXiv preprint arXiv:2106.13629*, 2021. 2
- [3] Wenbo Chen and Ligang Liu. Deblur-gs: 3d gaussian splatting from camera motion blurred images. *Proceedings of the ACM on Computer Graphics and Interactive Techniques*, 7(1):1–15, 2024. 3
- [4] Xu Chen, Yufeng Zheng, Michael J Black, Otmar Hilliges, and Andreas Geiger. Snarf: Differentiable forward skinning for animating non-rigid neural implicit shapes. In *ICCV*, 2021. 2
- [5] Yue Chen, Xuan Wang, Xingyu Chen, Qi Zhang, Xiaoyu Li, Yu Guo, Jue Wang, and Fei Wang. Uv volumes for real-time rendering of editable free-view human performance. In *CVPR*, 2023. 2
- [6] Alvaro Collet, Ming Chuang, Pat Sweeney, Don Gillett, Dennis Evseev, David Calabrese, Hugues Hoppe, Adam Kirk, and Steve Sullivan. High-quality streamable free-viewpoint video. *ACM TOG*, 34(4):1–13, 2015. 2
- [7] François Darmon, Lorenzo Porzi, Samuel Rota-Bulò, and Peter Kontschieder. Robust gaussian splatting. *arXiv preprint arXiv:2404.04211*, 2024. 3
- [8] Junting Dong, Qing Shuai, Yuanqing Zhang, Xian Liu, Xiaowei Zhou, and Hujun Bao. Motion capture from internet videos. In *ECCV*, 2020. 7
- [9] Jiangxin Dong, Jinshan Pan, Zhongbao Yang, and Jinhui Tang. Multi-scale residual low-pass filter network for image deblurring. In *ICCV*, 2023. 3
- [10] Andrew Feng, Ari Shapiro, Wang Ruizhe, Mark Bolas, Gerard Medioni, and Evan Suma. Rapid avatar capture and simulation using commodity depth sensors. In *ACM SIGGRAPH 2014 Talks*, pages 1–1. 2014. 2
- [11] Chen Geng, Sida Peng, Zhen Xu, Hujun Bao, and Xiaowei Zhou. Learning neural volumetric representations of dynamic humans in minutes. In *CVPR*, 2023. 2
- [12] Chen Guo, Tianjian Jiang, Xu Chen, Jie Song, and Otmar Hilliges. Vid2avatar: 3d avatar reconstruction from videos in the wild via self-supervised scene decomposition. In *CVPR*, 2023. 1, 2
- [13] Kaiwen Guo, Peter Lincoln, Philip Davidson, Jay Busch, Xueming Yu, Matt Whalen, Geoff Harvey, Sergio Orts-Escolano, Rohit Pandey, Jason Dourgarian, et al. The relightables: Volumetric performance capture of humans with realistic relighting. *ACM TOG*, 38(6):1–19, 2019. 2
- [14] Marc Habermann, Lingjie Liu, Weipeng Xu, Gerard Pons-Moll, Michael Zollhoefer, and Christian Theobalt. Hdhumans: A hybrid approach for high-fidelity digital humans. *Proceedings of the ACM on Computer Graphics and Interactive Techniques*, 6(3):1–23, 2023. 1, 2
- [15] Liangxiao Hu, Hongwen Zhang, Yuxiang Zhang, Boyao Zhou, Boning Liu, Shengping Zhang, and Liqiang Nie. Gaussianavatar: Towards realistic human avatar modeling from a single video via animatable 3d gaussians. In *CVPR*, 2024. 1, 2
- [16] Shoukang Hu, Tao Hu, and Ziwei Liu. Gauhuman: Articulated gaussian splatting from monocular human videos. In *CVPR*, 2024. 2, 4, 5, 7, 8
- [17] Yangyi Huang, Hongwei Yi, Yuliang Xiu, Tingting Liao, Jiayang Tang, Deng Cai, and Justus Thies. Tech: Text-guided reconstruction of lifelike clothed humans. In *2024 International Conference on 3D Vision (3DV)*. IEEE, 2024. 2
- [18] Zeng Huang, Yuanlu Xu, Christoph Lassner, Hao Li, and Tony Tung. Arch: Animatable reconstruction of clothed humans. In *CVPR*, 2020. 2
- [19] Tae Hyun Kim and Kyoung Mu Lee. Generalized video deblurring for dynamic scenes. In *CVPR*, 2015. 3
- [20] Rohit Jena, Ganesh Subramanian Iyer, Siddharth Choudhary, Brandon Smith, Pratik Chaudhari, and James Gee. Splatarmor: Articulated gaussian splatting for animatable humans from monocular rgb videos. *arXiv preprint arXiv:2311.10812*, 2023. 1, 2
- [21] Boyi Jiang, Yang Hong, Hujun Bao, and Juyong Zhang. Selfrecon: Self reconstruction your digital avatar from monocular video. In *CVPR*, 2022. 2
- [22] Tianjian Jiang, Xu Chen, Jie Song, and Otmar Hilliges. Instantavatar: Learning avatars from monocular video in 60 seconds. In *CVPR*, 2023. 2
- [23] Wei Jiang, Kwang Moo Yi, Golnoosh Samei, Oncel Tuzel, and Anurag Ranjan. Neuman: Neural human radiance field from a single video. In *ECCV*, 2022. 1, 2
- [24] Bernhard Kerbl, Georgios Kopanas, Thomas Leimkühler, and George Drettakis. 3d gaussian splatting for real-time radiance field rendering. *ACM TOG*, 42(4):139–1, 2023. 1, 2, 3
- [25] Muhammed Kocabas, Nikos Athanasiou, and Michael J Black. Vibe: Video inference for human body pose and shape estimation. In *CVPR*, 2020. 2
- [26] Muhammed Kocabas, Jen-Hao Rick Chang, James Gabriel, Oncel Tuzel, and Anurag Ranjan. Hugs: Human gaussian splats. In *CVPR*, 2024. 1, 2
- [27] Nikos Kolotouros, Georgios Pavlakos, Michael J Black, and Kostas Daniilidis. Learning to reconstruct 3d human pose and shape via model-fitting in the loop. In *ICCV*, 2019. 7
- [28] Dilip Krishnan, Terence Tay, and Rob Fergus. Blind deconvolution using a normalized sparsity measure. In *CVPR*, 2011. 3
- [29] Orest Kupyn, Volodymyr Budzan, Mykola Mykhailych, Dmytro Mishkin, and Jiří Matas. Deblurgan: Blind motion deblurring using conditional adversarial networks. In *CVPR*, 2018. 3

- [30] Orest Kupyn, Tetiana Martyniuk, Junru Wu, and Zhangyang Wang. Deblurgan-v2: Deblurring (orders-of-magnitude) faster and better. In *ICCV*, 2019. 3
- [31] Byeonghyeon Lee, Howoong Lee, Xiangyu Sun, Usman Ali, and Eunbyung Park. Deblurring 3d gaussian splatting. *arXiv preprint arXiv:2401.00834*, 2024. 3
- [32] Dogyoon Lee, Minhyeok Lee, Chajin Shin, and Sangyoun Lee. Dp-nerf: Deblurred neural radiance field with physical scene priors. In *CVPR*, 2023. 2, 3
- [33] Dongwoo Lee, Jeongtaek Oh, Jaesung Rim, Sunghyun Cho, and Kyoung Mu Lee. Exblurf: Efficient radiance fields for extreme motion blurred images. In *ICCV*, 2023. 3
- [34] Junghe Lee, Donghyeong Kim, Dogyoon Lee, Suhwan Cho, and Sangyoun Lee. Crim-gs: Continuous rigid motion-aware gaussian splatting from motion blur images. *arXiv preprint arXiv:2407.03923*, 2024. 3
- [35] Jiahui Lei, Yufu Wang, Georgios Pavlakos, Lingjie Liu, and Kostas Daniilidis. Gart: Gaussian articulated template models. In *CVPR*, 2024. 1, 2, 5, 7, 8
- [36] Mengtian Li, Shengxiang Yao, Zhifeng Xie, Keyu Chen, and Yu-Gang Jiang. Gaussianbody: Clothed human reconstruction via 3d gaussian splatting. *arXiv preprint arXiv:2401.09720*, 2024. 2
- [37] Ruilong Li, Shan Yang, David A Ross, and Angjoo Kanazawa. Ai choreographer: Music conditioned 3d dance generation with aist++. In *ICCV*, 2021. 7
- [38] Ruilong Li, Julian Tanke, Minh Vo, Michael Zollhöfer, Jürgen Gall, Angjoo Kanazawa, and Christoph Lassner. Tava: Template-free animatable volumetric actors. In *ECCV*, 2022. 1, 2
- [39] Zhe Li, Zerong Zheng, Lizhen Wang, and Yebin Liu. Animatable gaussians: Learning pose-dependent gaussian maps for high-fidelity human avatar modeling. In *CVPR*, 2024. 1, 2
- [40] Tingting Liao, Xiaomei Zhang, Yuliang Xiu, Hongwei Yi, Xudong Liu, Guo-Jun Qi, Yong Zhang, Xuan Wang, Xiangyu Zhu, and Zhen Lei. High-fidelity clothed avatar reconstruction from a single image. In *CVPR*, 2023. 2
- [41] Haotong Lin, Sida Peng, Zhen Xu, Yunzhi Yan, Qing Shuai, Hujun Bao, and Xiaowei Zhou. Efficient neural radiance fields for interactive free-viewpoint video. In *SIGGRAPH Asia 2022 Conference Papers*, 2022. 1, 2
- [42] Lingjie Liu, Marc Habermann, Viktor Rudnev, Kripasindhu Sarkar, Jiatao Gu, and Christian Theobalt. Neural actor: Neural free-view synthesis of human actors with pose control. *ACM TOG*, 40(6):1–16, 2021. 1, 2
- [43] Xinqi Liu, Chenming Wu, Jialun Liu, Xing Liu, Chen Zhao, Haocheng Feng, Errui Ding, and Jingdong Wang. Gva: Reconstructing vivid 3d gaussian avatars from monocular videos. *CoRR*, 2024. 1, 2
- [44] Yang Liu, Xiang Huang, Minghan Qin, Qinwei Lin, and Haoqian Wang. Animatable 3d gaussian: Fast and high-quality reconstruction of multiple human avatars. *arXiv preprint arXiv:2311.16482*, 2023. 1, 2
- [45] Matthew Loper, Naureen Mahmood, Javier Romero, Gerard Pons-Moll, and Michael J Black. Smpl: A skinned multi-person linear model. In *Seminal Graphics Papers: Pushing the Boundaries, Volume 2*, pages 851–866. 2023. 2, 4
- [46] Li Ma, Xiaoyu Li, Jing Liao, Qi Zhang, Xuan Wang, Jue Wang, and Pedro V Sander. Deblur-nerf: Neural radiance fields from blurry images. In *CVPR*, 2022. 2, 3
- [47] Naureen Mahmood, Nima Ghorbani, Nikolaus F Troje, Gerard Pons-Moll, and Michael J Black. Amass: Archive of motion capture as surface shapes. In *ICCV*, 2019. 7
- [48] Marko Mihajlovic, Yan Zhang, Michael J Black, and Siyu Tang. Leap: Learning articulated occupancy of people. In *CVPR*, 2021. 2, 5
- [49] Ben Mildenhall, Pratul P Srinivasan, Matthew Tancik, Jonathan T Barron, Ravi Ramamoorthi, and Ren Ng. Nerf: Representing scenes as neural radiance fields for view synthesis. *Communications of the ACM*, 65(1):99–106, 2021. 2
- [50] Arthur Moreau, Jifei Song, Helisa Dharmo, Richard Shaw, Yiren Zhou, and Eduardo Pérez-Pellitero. Human gaussian splatting: Real-time rendering of animatable avatars. In *CVPR*, 2024. 2
- [51] Seungjun Nah, Tae Hyun Kim, and Kyoung Mu Lee. Deep multi-scale convolutional neural network for dynamic scene deblurring. In *CVPR*, 2017. 3, 6
- [52] Seungjun Nah, Sungyong Baik, Seokil Hong, Gyeongsik Moon, Sanghyun Son, Radu Timofte, and Kyoung Mu Lee. Ntire 2019 challenge on video deblurring and super-resolution: Dataset and study. In *CVPRW*, 2019. 6
- [53] Richard A Newcombe, Dieter Fox, and Steven M Seitz. Dynamicfusion: Reconstruction and tracking of non-rigid scenes in real-time. In *CVPR*, 2015. 2
- [54] Atsuhiko Noguchi, Xiao Sun, Stephen Lin, and Tatsuya Harada. Neural articulated radiance field. In *ICCV*, 2021. 1, 2
- [55] Jinshan Pan, Haoran Bai, and Jinhui Tang. Cascaded deep video deblurring using temporal sharpness prior. In *CVPR*, 2020. 3
- [56] Jinshan Pan, Boming Xu, Jiangxin Dong, Jianjun Ge, and Jinhui Tang. Deep discriminative spatial and temporal network for efficient video deblurring. In *CVPR*, 2023. 3, 5, 7, 8
- [57] Georgios Pavlakos, Vasileios Choutas, Nima Ghorbani, Timo Bolkart, Ahmed AA Osman, Dimitrios Tzionas, and Michael J Black. Expressive body capture: 3d hands, face, and body from a single image. In *CVPR*, 2019. 2
- [58] Cheng Peng, Yutao Tang, Yifan Zhou, Nengyu Wang, Xijun Liu, Deming Li, and Rama Chellappa. Bags: Blur agnostic gaussian splatting through multi-scale kernel modeling. *arXiv preprint arXiv:2403.04926*, 2024. 2, 3
- [59] Sida Peng, Yuanqing Zhang, Yinghao Xu, Qianqian Wang, Qing Shuai, Hujun Bao, and Xiaowei Zhou. Neural body: Implicit neural representations with structured latent codes for novel view synthesis of dynamic humans. In *CVPR*, 2021. 2, 5, 7
- [60] Sida Peng, Shangzhan Zhang, Zhen Xu, Chen Geng, Boyi Jiang, Hujun Bao, and Xiaowei Zhou. Animatable neural implicit surfaces for creating avatars from videos. *arXiv preprint arXiv:2203.08133*, 4(5), 2022. 1, 2

- [61] Sida Peng, Yunzhi Yan, Qing Shuai, Hujun Bao, and Xiaowei Zhou. Representing volumetric videos as dynamic mlp maps. In *CVPR*, 2023. 2
- [62] Zhiyin Qian, Shaofei Wang, Marko Mihajlovic, Andreas Geiger, and Siyu Tang. 3dgs-avatar: Animatable avatars via deformable 3d gaussian splatting. In *CVPR*, 2024. 1, 3, 4, 5, 7, 8
- [63] Nikhila Ravi, Valentin Gabeur, Yuan-Ting Hu, Ronghang Hu, Chaitanya Ryali, Tengyu Ma, Haitham Khedr, Roman Rädle, Chloe Rolland, Laura Gustafson, Eric Mintun, Junting Pan, Kalyan Vasudev Alwala, Nicolas Carion, Chao-Yuan Wu, Ross Girshick, Piotr Dollár, and Christoph Feichtenhofer. Sam 2: Segment anything in images and videos. *arXiv preprint arXiv:2408.00714*, 2024. 7
- [64] Mengwei Ren, Mauricio Delbracio, Hossein Talebi, Guido Gerig, and Peyman Milanfar. Multiscale structure guided diffusion for image deblurring. In *ICCV*, 2023. 3
- [65] Darius Rückert, Linus Franke, and Marc Stamminger. Adop: Approximate differentiable one-pixel point rendering. *ACM TOG*, 41(4):1–14, 2022. 2
- [66] Shunsuke Saito, Zeng Huang, Ryota Natsume, Shigeo Morishima, Angjoo Kanazawa, and Hao Li. Pifu: Pixel-aligned implicit function for high-resolution clothed human digitization. In *ICCV*, 2019. 2
- [67] Shunsuke Saito, Tomas Simon, Jason Saragih, and Hanbyul Joo. Pifuhd: Multi-level pixel-aligned implicit function for high-resolution 3d human digitization. In *CVPR*, 2020. 2
- [68] Johannes Lutz Schönberger and Jan-Michael Frahm. Structure-from-motion revisited. In *CVPR*, 2016. 3
- [69] Qi Shan, Jiaya Jia, and Aseem Agarwala. High-quality motion deblurring from a single image. *ACM TOG*, 27(3):1–10, 2008. 3
- [70] Zhijing Shao, Zhaolong Wang, Zhuang Li, Duotun Wang, Xiangru Lin, Yu Zhang, Mingming Fan, and Zeyu Wang. Splattingavatar: Realistic real-time human avatars with mesh-embedded gaussian splatting. In *CVPR*, 2024. 3
- [71] Ziyi Shen, Wenguan Wang, Xiankai Lu, Jianbing Shen, Haibin Ling, Tingfa Xu, and Ling Shao. Human-aware motion deblurring. In *ICCV*, 2019. 3
- [72] Ken Shoemake. Animating rotation with quaternion curves. In *Proceedings of the 12th annual conference on Computer graphics and interactive techniques*, 1985. 4
- [73] Shuochen Su, Mauricio Delbracio, Jue Wang, Guillermo Sapiro, Wolfgang Heidrich, and Oliver Wang. Deep video deblurring for hand-held cameras. In *CVPR*, 2017. 3
- [74] Shih-Yang Su, Frank Yu, Michael Zollhöfer, and Helge Rhodin. A-nerf: Articulated neural radiance fields for learning human shape, appearance, and pose. In *NeurIPS*, 2021. 1, 2
- [75] Huiqiang Sun, Xingyi Li, Liao Shen, Xinyi Ye, Ke Xian, and Zhiguo Cao. Dyblurf: Dynamic neural radiance fields from blurry monocular video. In *CVPR*, 2024. 2, 3
- [76] Yu Sun, Qian Bao, Wu Liu, Yili Fu, Michael J Black, and Tao Mei. Monocular, one-stage, regression of multiple 3d people. In *ICCV*, 2021. 2
- [77] David Svitov, Pietro Morerio, Lourdes Agapito, and Alessio Del Bue. Haha: Highly articulated gaussian human avatars with textured mesh prior. *arXiv preprint arXiv:2404.01053*, 2024. 2
- [78] Xin Tao, Hongyun Gao, Xiaoyong Shen, Jue Wang, and Jiaya Jia. Scale-recurrent network for deep image deblurring. In *CVPR*, 2018. 3
- [79] Fu-Jen Tsai, Yan-Tsung Peng, Yen-Yu Lin, Chung-Chi Tsai, and Chia-Wen Lin. Stripformer: Strip transformer for fast image deblurring. In *ECCV*, 2022. 3
- [80] Hongsheng Wang, Xiang Cai, Xi Sun, Jinhong Yue, Shengyu Zhang, Feng Lin, and Fei Wu. Moss: Motion-based 3d clothed human synthesis from monocular video. *arXiv preprint arXiv:2405.12806*, 2024. 3
- [81] Peng Wang, Lingzhe Zhao, Ruijie Ma, and Peidong Liu. Bad-nerf: Bundle adjusted deblur neural radiance fields. In *CVPR*, 2023. 2, 3
- [82] Shaofei Wang, Katja Schwarz, Andreas Geiger, and Siyu Tang. Arah: Animatable volume rendering of articulated human sdf. In *ECCV*, 2022. 1, 2, 5, 7, 8
- [83] Yusheng Wang, Yunfan Lu, Ye Gao, Lin Wang, Zhihang Zhong, Yinqiang Zheng, and Atsushi Yamashita. Efficient video deblurring guided by motion magnitude. In *ECCV*, 2022. 3
- [84] Jing Wen, Xiaoming Zhao, Zhongzheng Ren, Alexander G Schwing, and Shenlong Wang. Gomavatar: Efficient animatable human modeling from monocular video using gaussians-on-mesh. In *CVPR*, 2024. 3, 5, 7, 8
- [85] Chung-Yi Weng, Brian Curless, Pratul P Srinivasan, Jonathan T Barron, and Ira Kemelmacher-Shlizerman. Humannerf: Free-viewpoint rendering of moving people from monocular video. In *CVPR*, 2022. 2, 5, 6, 7, 8
- [86] O. Whyte, J. Sivic, A. Zisserman, and J. Ponce. Non-uniform deblurring for shaken images. In *CVPR*, 2010. 3
- [87] Feng Xu, Yebin Liu, Carsten Stoll, James Tompkin, Gaurav Bharaj, Qionghai Dai, Hans-Peter Seidel, Jan Kautz, and Christian Theobalt. Video-based characters: creating new human performances from a multi-view video database. In *ACM SIGGRAPH 2011 papers*, pages 1–10. 2011. 2
- [88] Hongyi Xu, Thiemo Alldieck, and Cristian Sminchisescu. H-nerf: Neural radiance fields for rendering and temporal reconstruction of humans in motion. In *NeurIPS*, 2021. 1, 2
- [89] Lan Xu, Wei Cheng, Kaiwen Guo, Lei Han, Yebin Liu, and Lu Fang. Flyfusion: Realtime dynamic scene reconstruction using a flying depth camera. *TVCG*, 27(1):68–82, 2019. 2
- [90] Qiangeng Xu, Zexiang Xu, Julien Philip, Sai Bi, Zhixin Shu, Kalyan Sunkavalli, and Ulrich Neumann. Point-nerf: Point-based neural radiance fields. In *CVPR*, 2022. 2
- [91] Zhengming Yu, Wei Cheng, Xian Liu, Wayne Wu, and Kwan-Yee Lin. Monohuman: Animatable human neural field from monocular video. In *CVPR*, 2023. 2
- [92] Syed Waqas Zamir, Aditya Arora, Salman Khan, Munawar Hayat, Fahad Shahbaz Khan, and Ming-Hsuan Yang. Restormer: Efficient transformer for high-resolution image restoration. In *CVPR*, 2022. 3
- [93] Guozhen Zhang, Yuhan Zhu, Haonan Wang, Youxin Chen, Gangshan Wu, and Limin Wang. Extracting motion and ap-

- pearance via inter-frame attention for efficient video frame interpolation. In *CVPR*, 2023. 6
- [94] Huicong Zhang, Haozhe Xie, and Hongxun Yao. Spatio-temporal deformable attention network for video deblurring. In *ECCV*, 2022. 3
- [95] Haoyu Zhao, Hao Wang, Chen Yang, and Wei Shen. Chase: 3d-consistent human avatars with sparse inputs via gaussian splatting and contrastive learning. *arXiv preprint arXiv:2408.09663*, 2024. 3
- [96] Haoyu Zhao, Chen Yang, Hao Wang, Xingyue Zhao, and Wei Shen. Sg-gs: Photo-realistic animatable human avatars with semantically-guided gaussian splatting. *arXiv preprint arXiv:2408.09665*, 2024. 3
- [97] Lingzhe Zhao, Peng Wang, and Peidong Liu. Bad-gaussians: Bundle adjusted deblur gaussian splatting. *arXiv preprint arXiv:2403.11831*, 2024. 2, 3
- [98] Yufeng Zheng, Wang Yifan, Gordon Wetzstein, Michael J Black, and Otmar Hilliges. Pointavatar: Deformable point-based head avatars from videos. In *CVPR*, 2023. 2
- [99] Zerong Zheng, Han Huang, Tao Yu, Hongwen Zhang, Yandong Guo, and Yebin Liu. Structured local radiance fields for human avatar modeling. In *CVPR*, 2022. 2
- [100] Zhihang Zhong, Ye Gao, Yinqiang Zheng, and Bo Zheng. Efficient spatio-temporal recurrent neural network for video deblurring. In *ECCV*, 2020. 3
- [101] Shangchen Zhou, Jiawei Zhang, Wangmeng Zuo, Haozhe Xie, Jinshan Pan, and Jimmy S Ren. Davanet: Stereo deblurring with view aggregation. In *CVPR*, 2019. 6
- [102] Wojciech Zielonka, Timur Bagautdinov, Shunsuke Saito, Michael Zollhöfer, Justus Thies, and Javier Romero. Drivable 3d gaussian avatars. *arXiv preprint arXiv:2311.08581*, 2023. 2