

Know “No” Better: A Data-Driven Approach for Enhancing Negation Awareness in CLIP

Junsung Park¹ Jungbeom Lee² Jongyoon Song¹ Sangwon Yu¹ Dahuin Jung^{3†} Sungroh Yoon^{1,4†}

¹Department of Electrical and Computer Engineering, Seoul National University

²Amazon ³School of Computer Science and Engineering, Soongsil University

⁴IPAI, AIIS, ASRI, INMC, and ISRC, Seoul National University




Figure 1. Examples of the original CLIP and NegationCLIP (ours) on negation-inclusive data in multimodal tasks. Our NegationCLIP demonstrates a better understanding of negation concepts across various tasks.

Abstract

While CLIP has significantly advanced multimodal understanding by bridging vision and language, the inability to grasp negation — such as failing to differentiate concepts like “parking” from “no parking” — poses substantial challenges. By analyzing the data used in the public CLIP model’s pre-training, we posit this limitation stems from a

lack of negation-inclusive data. To address this, we introduce data generation pipelines that employ a large language model (LLM) and a multimodal LLM to produce negation-inclusive captions. Fine-tuning CLIP with data generated from our pipelines, we develop NegationCLIP, which enhances negation awareness while preserving the generality. Moreover, to enable a comprehensive evaluation of negation understanding, we propose NegRefCOCOg—a benchmark tailored to test VLMS’ ability to interpret nega-

[†]Corresponding Authors

tion across diverse expressions and positions within a sentence. Experiments on various CLIP architectures validate the effectiveness of our data generation pipelines in enhancing CLIP’s ability to perceive negation accurately. Additionally, NegationCLIP’s enhanced negation awareness has practical applications across various multimodal tasks, demonstrated by performance gains in text-to-image generation and referring image segmentation.

1. Introduction

Recent advances in vision-language models (VLMs) [15, 18, 19, 46] have demonstrated significant capabilities in integrating visual and linguistic information, achieving notable performance in multimodal tasks such as text-to-image generation and referring image segmentation [2, 36]. Among these models, CLIP [32] has emerged as particularly influential, serving as the foundation for numerous subsequent models [23, 26, 33, 35]. The effectiveness of these models, however, is inherently constrained by the capabilities of the CLIP encoder, underscoring the importance of its robustness.

In response, research has sought to identify and address the inherent limitations of CLIP [5, 9, 39], focusing on challenges related to the text encoder’s ability to understand sentence structure and relationships, which constrain compositional image-text alignment [47]. Despite these efforts, the challenge of accurately handling negation remains largely unaddressed. Negation, marked by terms such as “no,” “not,” or “without,” plays a fundamental role in language by altering the meaning of words and phrases and, consequently, entire sentences. Therefore, a precise understanding of negation is crucial for CLIP to perform reliably.

In this study, our preliminary analysis (in Sec. 2) reveals that CLIP frequently fails to capture the intended meaning of prompts involving negation. Experiments underscore this deficiency, demonstrating the need for targeted improvements in this area. Further investigation into the CLIP pre-training dataset [37] indicates that captions containing negation are underrepresented and, when present, often misaligned with the visual content, revealing a critical gap that impedes the model’s ability to understand negation.

To mitigate the limitation in data, we propose two data generation pipelines leveraging a large language model (LLM) and a multimodal LLM (MLLM) to create captions that incorporate negation and align accurately with images. The first pipeline generates negation terms based on the absence of contextually relevant objects, while the second pipeline expands the diversity of negation over object existence. By fine-tuning the pre-trained CLIP text encoder with data generated from our proposed pipelines, we develop NegationCLIP, a model capable of improved comprehension of negation while maintaining general performance

across various tasks.

Furthermore, evaluating negation comprehension in VLMs remains challenging due to limited benchmarks and exploration of this issue. Although prior work [30] has introduced useful benchmarks, these are constrained to a single negation term applied exclusively to objects. To address this limitation, we introduce NegRefCOCOg, an extension of RefCOCOg [45] that incorporates a wider range of negation forms compared to existing benchmarks. NegRefCOCOg includes multiple negation terms applied not only to objects but also to various attributes such as actions, adverbs, and prepositions, enabling a more thorough evaluation of negation comprehension.

Our experiments demonstrate that NegationCLIP, fine-tuned using data generated by our proposed framework, achieves superior negation understanding on both existing and newly developed NegRefCOCOg benchmarks while maintaining strong general task performance. Additionally, NegationCLIP proves adaptable across various multimodal tasks. Notably, replacing the text encoder in text-to-image (T2I) models with that of NegationCLIP enhances negation comprehension—a capability often lacking in original T2I models (using the original CLIP encoder). Furthermore, our NegationCLIP’s text encoder enables improved performance in referring image segmentation for prompts containing negation, underscoring its scalability as a more contextually aware and flexible text encoder. Fig. 1 illustrates the versatility of NegationCLIP across diverse multimodal tasks involving negation. The key contributions of our study are summarized as follows:

Contributions 1) We identify a significant limitation in CLIP’s ability to effectively process a broad range of negation forms, tracing this issue to deficiencies in the pre-training dataset, where negation terms are underrepresented and poorly aligned with visual content. 2) We develop novel data generation pipelines that utilize a large language model (LLM) and a multimodal LLM (MLLM) to produce high-quality, negation-inclusive captions aligned with visual contexts, enhancing the training data for improved negation comprehension. 3) We propose NegRefCOCOg, a benchmark comprising various forms of negation, specifically designed to evaluate the negation comprehension capabilities of VLMs. 4) Our negation-aware model named NegationCLIP demonstrates robust negation comprehension and maintains generality, excelling across tasks such as image-text matching, T2I, and referring image segmentation.

2. Negation: A Critical Challenge for CLIP

In this section, we design a simple experiment to demonstrate that CLIP struggles to handle negation effectively. We then identify potential reasons behind this limitation from a data perspective.

Table 1. Proportion of negation in captions and words within LAION-400M. The table shows the ratio of captions containing negation terms and the ratio of negation terms among all words.

Level	Total Count	Negation Count	Negation Ratio
Caption	414M	2.91M	0.70%
Word	3.88B	3.21M	0.08%

2.1. Case Study: Exposing the Negation Issue

To evaluate CLIP’s ability to handle negation, we conduct a binary classification experiment using the CelebA [24] dataset, which contains 40 binary attributes for facial images. For each attribute, we construct prompts in both positive and negative forms, using a format commonly employed in CLIP-based image classification: “a photo of:” For 40 attributes, we tailor each phrase to appropriately capture the specific attribute. For example, for the attribute “eyeglasses,” we generate prompts like “a photo of a person wearing glasses” and “a photo of a person *not* wearing glasses”. Detailed prompts for each attribute are provided in Appendix.

The classification task is structured as follows: given an image, CLIP is prompted with both the positive and negative prompts constructed above, and we evaluate the accuracy in matching the image with the correct prompt out of the two. We use balanced accuracy instead of standard accuracy to account for potential class imbalances between positive and negative examples.

We report the average balanced accuracy of the CLIP ViT-L/14 model across all 40 attributes. Despite this being a binary classification task—where random guessing yields an accuracy of 50%—we obtained an average balanced accuracy of 60.8%. This performance is significantly low, considering that 1,000-way classification with ImageNet-1k produces 73.44% accuracy using the same prompt format. These findings highlight the need for targeted improvements to enhance CLIP’s robustness in handling negation.

2.2. Root Cause: Limited Negation in Training Data

We approach this issue from the perspective of CLIP’s pre-training data. To investigate the presence and quality of negation, we analyze LAION-400M [37], the dataset popularly used for training public CLIP models such as OpenCLIP [3].

In Tab. 1, we present the proportion of captions containing negation in LAION-400M. Our findings reveal that only about 0.704% of captions in LAION-400M contain negation terms. Negation terms make up only 0.083% of the total word count — an insufficient representation given the importance of negation in language. Furthermore, as illustrated in Fig. 2, even when negation is present in captions, it often lacks alignment with the visual content of the image, providing no meaningful signal for the model to learn

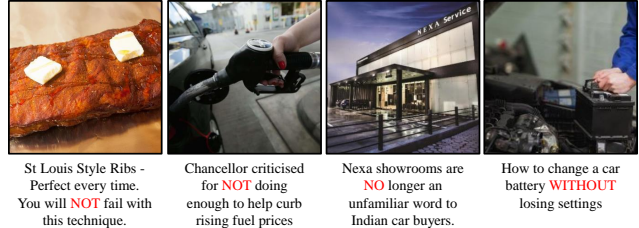


Figure 2. Examples of misleading negation samples in LAION-400M.

from. This scarcity of visually aligned negation can be attributed to the nature of image-text pairs typically used in VLM training. Image-level captions naturally focus on describing the contents of an image, detailing what is visible, rather than specifying what is absent. As a result, the model receives minimal exposure to negation-related linguistic structures during training, making it difficult for CLIP to learn and respond to the exclusionary cues introduced by negation.

These observations underline a critical need for diverse negation-inclusive data that aligns well with visual content, allowing the model to develop a more robust understanding of negations.

3. Negation-Inclusive Data Generation

In this section, we introduce two data generation pipelines using LLM and MLLM to address the limitations in CLIP’s training data—the scarcity of negation terms and their misalignment with visual content. After that, we propose NegRefCOCOg benchmark, which can provide an effective evaluation of negation awareness based on the existing referring image segmentation datasets.

3.1. Generating Negation from Object Absence

In this pipeline, we leverage an existing, well-established image captioning dataset, maximizing utility without the need for extensive new annotations. The goal is to augment existing captions by naturally incorporating negation based on plausible objects that are likely to be present but are actually absent in the image. It has been demonstrated that the absence of objects in an image can be accurately determined by MLLMs [4, 20, 23, 38], making object-based negation a practical and reliable choice for our pipeline.

While the simplest approach in this pipeline might involve a negation regarding random objects, such a method is disconnected from the image context, making it less effective for supporting model learning. Thus, we start by identifying plausible objects using an LLM, to which we provide the caption of the corresponding image. We then use an MLLM to confirm the absence of these plausible objects in the image. For objects confirmed to be absent, we

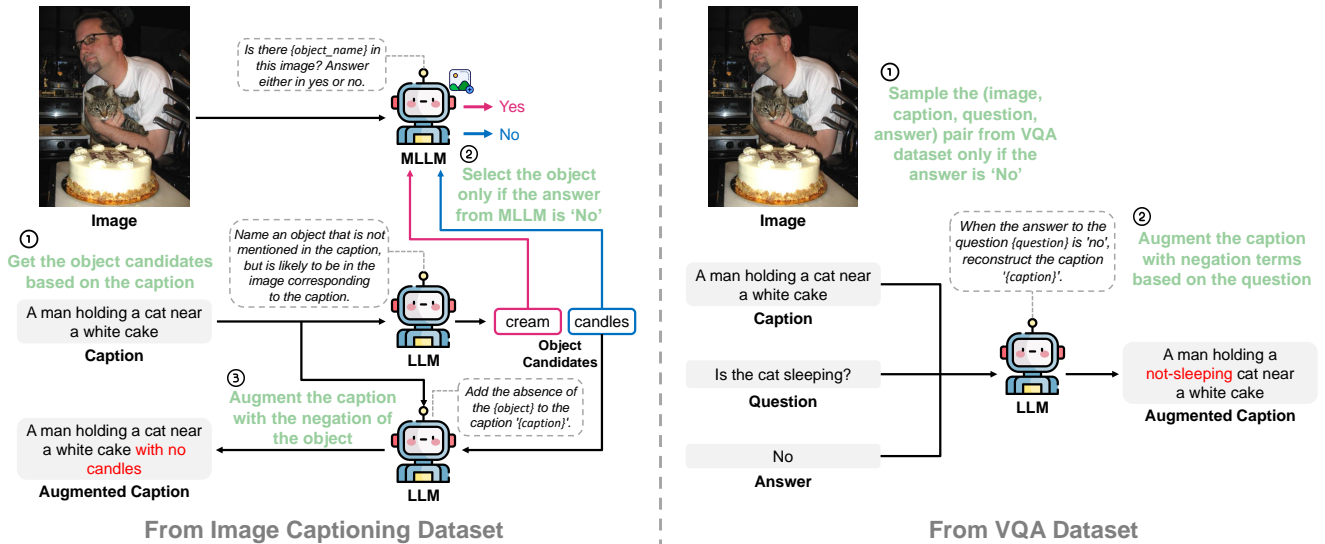


Figure 3. Data generation pipelines in our work. The left presents the pipeline of generating negation from object absence in the image captioning dataset, and the right presents the pipeline of generating negation from question-answer pairs in the VQA dataset.

augment the caption using the LLM to naturally incorporate negation terms with their absence, enriching the training data with contextually relevant negation examples. The overall process is as follows:

- 1. Extracting Plausible Object from Caption:** For each image-caption pair, we first provide only the caption to LLM to identify the plausible objects not mentioned in the caption but could reasonably be present in the image.
- 2. Verifying Object Absence with MLLM:** Since the process above does not consider the input image, there is a possibility that the plausible objects identified above may actually be present in the image. To confirm their absence, we provide the image to an MLLM and query it about the presence of the identified object. This allows us to filter out objects that are present in the image.
- 3. Augmenting Caption with Negation:** For an object that the MLLM determines to be absent, we use an LLM to augment the original caption by adding information about the missing object with negation.

3.2. Expanding Diversity of Negation

The pipeline above is effective but is limited to negations related to objects. To further enrich the data while maximizing the utility of existing resources, we employ a secondary pipeline utilizing data sourced from the VQA dataset. This pipeline introduces diversity in negation expressions by drawing on diverse question-answer pairs, specifically selecting pairs where answers are “no.” These pairs encompass not only object presence but also aspects such as actions being performed and attributes possessed by objects, allowing us to incorporate negation across a broader range

of image content. This expansion provides the model with richer exposure to varied linguistic structures. The pipeline operates in the following steps:

- 1. Selecting “No” Data:** We identify image-question-answer triplets from the VQA dataset where the answer is “no.” These pairs provide flexibility to incorporate various forms of negation, as they stem from a wide range of questions about different features within the image.
- 2. Augmenting Caption with Negation:** For each selected image and its original caption, we use LLM to augment the caption with negation terms based on the question and the corresponding answer.

The overall structure and process of the pipelines are illustrated in Fig. 3, and detailed prompts used for the pipeline are provided in Appendix.

3.3. NegRefCOCOg Benchmark Proposal

While the existing benchmark for negation evaluation, VALSE [30], provides a useful evaluation for VLMs, it adopts “no” as the only negation term and focuses solely on object existence. In this work, we address these limitations by proposing NegRefCOCOg, a benchmark built upon the existing referring image segmentation datasets: RefCOCOg [45]. Referring image segmentation datasets can be utilized as valuable sources for negation evaluation because their text prompts contain a relatively higher proportion of negation to distinguish between similar objects within the same image. Additionally, they include diverse negation terms such as “no,” “not,” and “without” and extend negation to various positions within a sentence, covering actions and attributes in addition to object references.

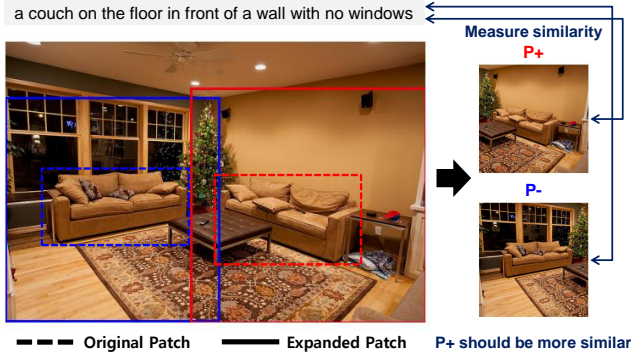


Figure 4. An example of NegRefCOCOg benchmark.

In constructing NegRefCOCOg, we first sample prompts from RefCOCOg that include negation terms. Let T denote a negation-inclusive prompt. For each T , we identify a corresponding image patch P^+ , which aligns with T , serving as the positive example. Additionally, we designate hard negative image patches P^- , representing different instances of the same object category with P^+ in a distinct location within the image. This approach ensures that P^- is of the same object type as P^+ but does not align with the negated prompt. After that, we filter and augment the image patches following the constraints that make our benchmark reliable and challenging for evaluating negation understanding.

For evaluation, the model calculates the similarity between the text embedding of T and the vision embeddings of P^+ and P^- . If the similarity between T and P^+ is greater than that between T and P^- , the model scores 1; otherwise, it scores 0. Fig. 4 presents an example of the NegRefCOCOg process. Detailed contents of the constraints and the evaluation can be found in Appendix.

4. Experiments

We evaluate the effectiveness of our negation-inclusive data generation pipeline by fine-tuning the CLIP text encoder and comparing its performance against the original CLIP model and a negation baseline model. Our experiments aim to assess improvements in negation comprehension as well as general performance retention.

4.1. Experimental Setup

Experimental Details We generate a total of 229k image-text pairs using our data generation pipelines, with 147k pairs from the first pipeline (Sec. 3.1) and 82k pairs from the second (Sec. 3.2). For the pipelines, we employ Llama-3-8B [1] as the LLM and LLaVA-1.6 [22] as the MLLM. For datasets, we use COCO [21] as the image captioning dataset and VQAv2 [12] for the VQA dataset.

For fine-tuning, we freeze the vision encoder and fine-tune only the text encoder. This approach helps preserve

the original embedding space, making our model, NegationCLIP, adaptable across various tasks without requiring further adjustments. We use the standard InfoNCE loss [28] with a learning rate of $1e-6$, optimized with the AdamW [25] optimizer. Additional prompt design details and specific configurations are provided in Appendix.

Baselines We evaluate our model, NegationCLIP, with two baselines:

- CLIP: The original, pre-trained CLIP model without any modifications.
- CLIP-bnl [43]: A baseline model that has been fine-tuned specifically for negation comprehension, which provides a direct comparison for assessing our approach.
- NegationCLIP: Our proposed model, fine-tuned on negation-inclusive data generated by our two pipelines.

Benchmarks We employ the following benchmarks to assess each model’s performance comprehensively. These metrics provide a comprehensive view of both the specific improvements in negation handling and the overall impact on the model’s generality.

- NegRefCOCOg: Our primary benchmark for assessing VLMs’ negation comprehension in an image-text matching task. The model is given a negation-inclusive prompt and two image candidates, and the correct match of prompt and image must be selected.
- VALSE [30] Existence: This benchmark evaluates VLMs’ ability to handle negation in an image-to-text retrieval task. Given an image and two prompts—one indicating an object’s presence and the other its absence—the model must select the prompt that aligns with the image.
- ImageNet [6] Classification: We evaluate the model’s classification accuracy on ImageNet, confirming that fine-tuning on negation-inclusive data does not degrade its existing capability.

4.2. Main Results

Tab. 2 summarizes the performance of each model across the three evaluation benchmarks.

In the **NegRefCOCOg** benchmark, the NegationCLIP model consistently outperforms both the original CLIP and the CLIP-bnl baseline across all architectures, highlighting the effectiveness of our approach in enhancing the model’s ability to interpret negations in retrieval tasks. In the **VALSE** Existence benchmark, NegationCLIP also demonstrates significant improvements over both the original CLIP and the CLIP-bnl baseline. Across all architectures, NegationCLIP achieves the best performance. This result showcases the model’s enhanced capacity to differentiate between negated and affirmative statements, further validating the effectiveness of our negation-inclusive fine-tuning approach.

Table 2. Comparison of model performance on negation and general benchmarks across different architectures. For ViT-B/32, we include CLIP-bnl in addition to the baseline CLIP and Negation-CLIP (Ours).

Model	Arch.	Negation Benchmarks		General
		VALSE \uparrow	NegRefCOCOg \uparrow	ImageNet \uparrow
CLIP	ViT-B/32	70.97	57.73	62.02
CLIP-bnl [43]		76.78	62.05	53.33
NegationCLIP		80.15	64.09	60.97
CLIP	ViT-B/16	69.48	58.64	66.71
NegationCLIP		80.52	64.32	66.33
CLIP	ViT-L/14	66.85	57.27	73.44
NegationCLIP		79.59	62.95	73.91
CLIP	ViT-L/14 @336px	64.61	57.05	74.92
NegationCLIP		78.65	62.95	75.15

Table 3. Ablation results on different data configurations.

Arch.	Data Config.	VALSE \uparrow	NegRefCOCOg \uparrow
ViT-B/32	Original	70.97	57.73
	+ Rand-P1	73.78	62.05
	+ P1	80.15	63.18
	+ P2	76.78	64.32
	+ P1 + P2	80.15	64.09
ViT-B/16	Original	69.48	58.64
	+ Rand-P1	76.22	60.91
	+ P1	77.53	63.41
	+ P2	80.15	63.41
	+ P1 + P2	80.52	64.32
ViT-L/14	Original	66.85	57.27
	+ Rand-P1	76.40	60.23
	+ P1	77.53	60.23
	+ P2	76.03	62.27
	+ P1 + P2	79.59	62.95
ViT-L/14 @336px	Original	64.61	57.05
	+ Rand-P1	76.22	60.00
	+ P1	79.78	60.91
	+ P2	75.28	61.59
	+ P1 + P2	80.34	62.95

For **ImageNet** classification, NegationCLIP maintains accuracy comparable to, or even slightly exceeding, the original CLIP in several cases, particularly with larger architectures. For instance, with ViT-L/14@336px, Negation-CLIP achieves an accuracy of 75.15, surpassing the original CLIP’s 74.92. This demonstrates that our fine-tuning approach for negation comprehension does not sacrifice the model’s general capabilities.

Overall, these results confirm that the negation-inclusive data generation pipeline not only significantly improves negation comprehension but also preserves general performance, making NegationCLIP a robust model for handling both negation-specific and broader vision-language tasks.

4.3. Ablation Study on Data Configurations

In this section, we analyze the impact of different data configurations used for fine-tuning to evaluate how effectively they improve the model’s handling of negation. P1 and P2 denote our proposed pipelines described in Sec. 3.1 and Sec. 3.2 respectively. Additionally, we include a Rand-P1 configuration, similar to P1 but using randomly selected objects instead of plausible ones. For more ablation study, please refer to Appendix.

As shown in Tab. 3, across all architectures, the Rand-P1 configuration consistently underperforms compared to P1. This result underscores the importance of plausible object selection in P1, as random object choices lack context, making them less effective for training.

The results indicate that combining P1 and P2 yields the best performance across most negation benchmarks, suggesting that both object-based and VQA-derived negation contribute complementary benefits. While P1 alone performs competitively on the VALSE benchmark, adding P2 further improves performance, especially on NegRefCOCOg. This trend suggests that NegRefCOCOg, in contrast to VALSE, better captures the diversity of negation expressions, including those based on actions and attributes. Consequently, the combined configuration (P1 + P2) aligns well with NegRefCOCOg’s expanded scope, leading to superior performance in negation understanding.

5. Application

To further validate our negation-inclusive fine-tuning approach, we apply the model across different multimodal tasks. Specifically, we evaluate its performance on T2I generation and referring image segmentation, demonstrating improvements in negation comprehension compared to the original CLIP model.

5.1. Text-to-Image Generation with Negation

T2I models often rely on the CLIP text encoder for interpreting prompts but struggle with negation, a limitation that aligns with CLIP’s challenges in handling negation. For instance, given a prompt like “a man not wearing a hat,” a T2I model using the original CLIP text encoder may generate an image of a man wearing a hat, ignoring the negation.

To evaluate our model’s ability to handle negation in T2I tasks, we replace the original CLIP text encoders in Stable Diffusion [35] models with our NegationCLIP text encoder, without further training on the T2I model. This direct substitution is possible because we fine-tune only the text encoder, preserving the original image embedding space and maintaining alignment with it.

We utilize ChatGPT [29] to generate a set of 107 negation-inclusive prompts to measure each model’s ability to represent negated concepts in generated images. We



Figure 5. Examples of text-to-image generation on negation-inclusive prompts.

Table 4. Comparison of text-to-image generation performance on negation-inclusive prompts.

Model	TIFA \uparrow	Neg Score \uparrow
SD-1.4 [34]	0.786	0.310
SD-1.4 w/ NegationCLIP text encoder	0.790	0.464
SDXL-1.0 [31]	0.849	0.314
SDXL-1.0 w/ NegationCLIP text encoder	0.802	0.484

assess the performance of negation comprehension using an MLLM evaluator, mPLUG [17], inspired by the evaluation methodology employed in TIFA [14]. We provide the MLLM with the generated image and the query if the negation-related concept was correctly excluded. If the MLLM confirms the absence of the concept, we assign a score of 1; otherwise, a score of 0. For details on the specific prompts used for image generation and MLLM evaluation, please refer to Appendix.

For each of the 107 prompts, we generate images using 5 different random seeds, and the average score across these generations is reported as the **Neg Score** in Tab. 4. Our model achieves significantly higher Neg Scores across both SD-1.4 [34] and SDXL-1.0 [31], with over 0.15 improvement compared to the original text encoder, indicating enhanced negation comprehension. Qualitatively, as shown in Fig. 5, our model successfully generates images reflecting prompts like “a dog not running” or “a street with no lights,” whereas the original model often fails to capture the negation.

To ensure that negation-aware fine-tuning of CLIP does not compromise general T2I quality, we also evaluate each model on the TIFA [14] benchmark, which assesses gen-

Table 5. Comparison of referring image segmentation performance on PhraseCut and RefCOCOg (Neg).

Model	PhraseCut		RefCOCOg (Neg)	
	mIoU	IoU _{BIN}	mIoU	IoU _{BIN}
CLIPSeg [26]	0.562	0.736	0.267	0.492
NegationCLIPSeg	0.561	0.737	0.288	0.521

eral text-image alignment. Tab. 4 shows that our model retains competitive TIFA scores, slightly exceeding the original SD-1.4 model and trailing slightly in SDXL-1.0. The slight decrease in SDXL’s performance may stem from its use of dual text encoders, both of which were replaced with our negation-aware encoder. This setup could introduce minor alignment challenges, which might be further improved through the additional adaption of diffusion models to our NegationCLIP text encoder.

Overall, our approach addresses a key limitation in NegationCLIP-based T2I models, enabling more accurate generation in negation contexts.

5.2. Referring Image Segmentation

Referring image segmentation task requires models to segment regions within an image corresponding to the given text prompts. To assess the effectiveness of our NegationCLIP, we replace the text encoder in the existing referring image segmentation model, CLIPSeg [26], with NegationCLIP text encoder. We simply replace the text encoder without further training as we did in Sec. 5.1. We refer to this model as NegationCLIPSeg.

Tab. 5 presents the mIoU and IOU_{BIN} as done in CLIPSeg [26]. On the PhraseCut dataset, which lacks nega-

tion in prompts, the performance of NegationCLIPSeg is comparable to the original model. On the negation-inclusive subset of RefCOCOg, NegationCLIPSeg demonstrates a performance boost, achieving higher mIoU and IoU_{BIN} scores compared to the original CLIPSeg. This improvement highlights NegationCLIPSeg’s enhanced capability to handle prompts with negation, while still retaining general performance.

Fig. 6 shows qualitative examples from the RefCOCOg negation subset. In each example, NegationCLIPSeg generates more accurate segmentations that align with the negation-specific prompts, whereas the original CLIPSeg model often fails to correctly interpret the negation. For instance, given the prompt “a man with a beard *not* riding an elephant,” NegationCLIPSeg successfully excludes the people riding an elephant, focusing mostly on the man not riding an elephant.

Overall, these results highlight the potential of incorporating a negation-aware text encoder to improve performance in referring image segmentation tasks in scenarios that require precise comprehension of negation within multimodal contexts.

6. Related Work

Vision-Language Models and Their Limitations VLMs [15, 32, 46] have achieved remarkable success in bridging visual and linguistic modalities by learning joint embeddings for images and text. These models leverage large-scale paired image-text data to perform a range of multimodal tasks, from image classification to zero-shot retrieval, showcasing their versatility across diverse applications.

However, numerous studies have highlighted limitations in VLMs, particularly concerning the models’ handling of compositional language, object relationships, and fine-grained language distinctions. For example, recent works have shown that VLMs struggle to interpret complex sentences where component relationships are critical for accurate comprehension [47]. To address such limitations, researchers have explored targeted data generation techniques and fine-tuning methods. Data augmentation approaches [40, 42] aim to improve the robustness of VLMs by generating or augmenting data with challenging linguistic structures. Despite these improvements, the issue of negation remains relatively underexplored, leaving a gap in the models’ ability to handle exclusionary language.

Understanding and Addressing Negation Negation has been a challenging aspect in language models, as it plays a crucial role in altering or reversing the meaning of a phrase. While some research has addressed negation comprehension in natural language processing (NLP), such as studies highlighting significant issues in BERT’s [7] interpre-




Figure 6. Examples of referring image segmentation on negation-inclusive prompts.

tation of negated statements [11, 13, 16], there has been relatively little exploration of negation within multimodal models. In the vision-language domain, only a handful of studies have specifically focused on incorporating negation, and even these efforts have limited scope.

Recent work has integrated negation understanding into CLIP for out-of-distribution (OoD) detection tasks [27, 41]. Other studies on CLIP and negation have examined specific applications, such as negation handling in video tasks [43]. However, these models are restricted to the specific context, making these approaches less adaptable for broader downstream tasks like T2I or general image retrieval.

In text-to-image generation, research has emerged focusing on the removal of unwanted concepts from generated images. While this aligns with our goal of improving negation comprehension, studies in this area do not directly incorporate negation terms into the text prompt itself [8]. Our work extends this line of research by developing a negation-inclusive text encoder within CLIP, designed for flexible, plug-and-play integration across a variety of multimodal tasks, addressing the underexplored challenge of negation comprehension in VLMs.

7. Conclusion

This study addresses a critical limitation in CLIP by introducing a negation-inclusive fine-tuning approach that significantly enhances the models’ ability to interpret negated prompts. Our data generation pipeline leverages large language models to create diverse negation-inclusive captions, enabling fine-tuning that effectively bridges the gap in negation comprehension. Experimental results on the VALSE benchmark and our proposed NegRefCOCOg benchmark demonstrate substantial improvements in our NegationCLIP over the original CLIP in handling negation, while maintaining strong performance on general benchmarks. Furthermore, we show that NegationCLIP enables effective

applications of negation across various multimodal tasks, including text-to-image generation and referring image segmentation.

Our work underscores the potential of targeted data generation in advancing the semantic capabilities of CLIP. By refining their ability to process negation, we move closer to developing a VLM that is more aligned with the subtleties of human language, ultimately making them better suited for complex multimodal tasks.

References

- [1] AI@Meta. Llama 3 model card. 2024. 5
- [2] Stanislaw Antol, Aishwarya Agrawal, Jiasen Lu, Margaret Mitchell, Dhruv Batra, C Lawrence Zitnick, and Devi Parikh. Vqa: Visual question answering. In *Proceedings of the IEEE international conference on computer vision*, pages 2425–2433, 2015. 2
- [3] Mehdi Cherti, Romain Beaumont, Ross Wightman, Mitchell Wortsman, Gabriel Ilharco, Cade Gordon, Christoph Schuhmann, Ludwig Schmidt, and Jenia Jitsev. Reproducible scaling laws for contrastive language-image learning. In *Proceedings of the IEEE/CVF Conference on Computer Vision and Pattern Recognition*, pages 2818–2829, 2023. 3, 11
- [4] Wenliang Dai, Junnan Li, Dongxu Li, Anthony Meng Huat Tiong, Junqi Zhao, Weisheng Wang, Boyang Li, Pascale Fung, and Steven Hoi. Instructblip: Towards general-purpose vision-language models with instruction tuning, 2023. 3
- [5] Sepehr Dehdashtian, Lan Wang, and Vishnu Naresh Boddeti. Fairerclip: Debiasing clip’s zero-shot predictions using functions in rkhs. *arXiv preprint arXiv:2403.15593*, 2024. 2
- [6] Jia Deng, Wei Dong, Richard Socher, Li-Jia Li, Kai Li, and Li Fei-Fei. Imagenet: A large-scale hierarchical image database. In *2009 IEEE conference on computer vision and pattern recognition*, pages 248–255. Ieee, 2009. 5
- [7] Jacob Devlin. Bert: Pre-training of deep bidirectional transformers for language understanding. *arXiv preprint arXiv:1810.04805*, 2018. 8
- [8] Peiran Dong, Song Guo, Junxiao Wang, Bingjie Wang, Jiewei Zhang, and Ziming Liu. Towards test-time refusals via concept negation. *Advances in Neural Information Processing Systems*, 36, 2024. 8
- [9] Lei Fan, Jianxiong Zhou, Xiaoying Xing, and Ying Wu. Active open-vocabulary recognition: Let intelligent moving mitigate clip limitations. In *Proceedings of the IEEE/CVF Conference on Computer Vision and Pattern Recognition*, pages 16394–16403, 2024. 2
- [10] Samir Yitzhak Gadre, Gabriel Ilharco, Alex Fang, Jonathan Hayase, Georgios Smyrnis, Thao Nguyen, Ryan Marten, Mitchell Wortsman, Dhruva Ghosh, Jieyu Zhang, et al. Datacomp: In search of the next generation of multimodal datasets. *Advances in Neural Information Processing Systems*, 36, 2024. 11
- [11] Iker García-Ferrero, Begoña Altuna, Javier Álvarez, Itziar Gonzalez-Dios, and German Rigau. This is not a dataset: A large negation benchmark to challenge large language models. *arXiv preprint arXiv:2310.15941*, 2023. 8
- [12] Yash Goyal, Tejas Khot, Douglas Summers-Stay, Dhruv Batra, and Devi Parikh. Making the v in vqa matter: Elevating the role of image understanding in visual question answering. In *Proceedings of the IEEE conference on computer vision and pattern recognition*, pages 6904–6913, 2017. 5
- [13] Arian Hosseini, Siva Reddy, Dzmitry Bahdanau, R Devon Hjelm, Alessandro Sordani, and Aaron Courville. Understanding by understanding not: Modeling negation in language models. *arXiv preprint arXiv:2105.03519*, 2021. 8
- [14] Yushi Hu, Benlin Liu, Jungo Kasai, Yizhong Wang, Mari Ostendorf, Ranjay Krishna, and Noah A Smith. Tifa: Accurate and interpretable text-to-image faithfulness evaluation with question answering. In *Proceedings of the IEEE/CVF International Conference on Computer Vision*, pages 20406–20417, 2023. 7
- [15] Chao Jia, Yinfei Yang, Ye Xia, Yi-Ting Chen, Zarana Parekh, Hieu Pham, Quoc Le, Yun-Hsuan Sung, Zhen Li, and Tom Duerig. Scaling up visual and vision-language representation learning with noisy text supervision. In *International conference on machine learning*, pages 4904–4916. PMLR, 2021. 2, 8
- [16] Aditya Khandelwal and Suraj Sawant. Negbert: a transfer learning approach for negation detection and scope resolution. *arXiv preprint arXiv:1911.04211*, 2019. 8
- [17] Chenliang Li, Haiyang Xu, Junfeng Tian, Wei Wang, Ming Yan, Bin Bi, Jiabo Ye, Hehong Chen, Guohai Xu, Zheng Cao, et al. mplug: Effective and efficient vision-language learning by cross-modal skip-connections. *arXiv preprint arXiv:2205.12005*, 2022. 7
- [18] Junnan Li, Ramprasaath Selvaraju, Akhilesh Gotmare, Shafiq Joty, Caiming Xiong, and Steven Chu Hong Hoi. Align before fuse: Vision and language representation learning with momentum distillation. *Advances in neural information processing systems*, 34:9694–9705, 2021. 2
- [19] Junnan Li, Dongxu Li, Caiming Xiong, and Steven Hoi. Blip: Bootstrapping language-image pre-training for unified vision-language understanding and generation. In *International conference on machine learning*, pages 12888–12900. PMLR, 2022. 2
- [20] Yifan Li, Yifan Du, Kun Zhou, Jinpeng Wang, Wayne Xin Zhao, and Ji-Rong Wen. Evaluating object hallucination in large vision-language models. *arXiv preprint arXiv:2305.10355*, 2023. 3
- [21] Tsung-Yi Lin, Michael Maire, Serge Belongie, James Hays, Pietro Perona, Deva Ramanan, Piotr Dollár, and C Lawrence Zitnick. Microsoft coco: Common objects in context. In *Computer Vision—ECCV 2014: 13th European Conference, Zurich, Switzerland, September 6–12, 2014, Proceedings, Part V 13*, pages 740–755. Springer, 2014. 5, 13
- [22] Haotian Liu, Chunyuan Li, Yuheng Li, and Yong Jae Lee. Improved baselines with visual instruction tuning, 2023. 5
- [23] Haotian Liu, Chunyuan Li, Qingyang Wu, and Yong Jae Lee. Visual instruction tuning. *Advances in neural information processing systems*, 36, 2024. 2, 3
- [24] Ziwei Liu, Ping Luo, Xiaogang Wang, and Xiaoou Tang. Deep learning face attributes in the wild. In *Proceedings of International Conference on Computer Vision (ICCV)*, 2015. 3, 12

- [25] I Loshchilov. Decoupled weight decay regularization. *arXiv preprint arXiv:1711.05101*, 2017. 5
- [26] Timo Lüddecke and Alexander Ecker. Image segmentation using text and image prompts. In *Proceedings of the IEEE/CVF conference on computer vision and pattern recognition*, pages 7086–7096, 2022. 2, 7, 13
- [27] Jun Nie, Yonggang Zhang, Zhen Fang, Tongliang Liu, Bo Han, and Xinmei Tian. Out-of-distribution detection with negative prompts. In *The Twelfth International Conference on Learning Representations*, 2024. 8
- [28] Aaron van den Oord, Yazhe Li, and Oriol Vinyals. Representation learning with contrastive predictive coding. *arXiv preprint arXiv:1807.03748*, 2018. 5
- [29] OpenAI. Gpt-4 technical report, 2023. 6, 13
- [30] Letitia Parcalabescu, Michele Cafagna, Lilitta Muradjan, Anette Frank, Iacer Calixto, and Albert Gatt. Valse: A task-independent benchmark for vision and language models centered on linguistic phenomena. *arXiv preprint arXiv:2112.07566*, 2021. 2, 4, 5
- [31] Dustin Podell, Zion English, Kyle Lacey, Andreas Blattmann, Tim Dockhorn, Jonas Müller, Joe Penna, and Robin Rombach. Sdxl: Improving latent diffusion models for high-resolution image synthesis. *arXiv preprint arXiv:2307.01952*, 2023. 7, 13, 16
- [32] Alec Radford, Jong Wook Kim, Chris Hallacy, Aditya Ramesh, Gabriel Goh, Sandhini Agarwal, Girish Sastry, Amanda Askell, Pamela Mishkin, Jack Clark, et al. Learning transferable visual models from natural language supervision. In *International conference on machine learning*, pages 8748–8763. PMLR, 2021. 2, 8, 13
- [33] Aditya Ramesh, Mikhail Pavlov, Gabriel Goh, Scott Gray, Chelsea Voss, Alec Radford, Mark Chen, and Ilya Sutskever. Zero-shot text-to-image generation. In *International conference on machine learning*, pages 8821–8831. Pmlr, 2021. 2
- [34] Robin Rombach, Andreas Blattmann, Dominik Lorenz, Patrick Esser, and Björn Ommer. High-resolution image synthesis with latent diffusion models. In *Proceedings of the IEEE/CVF Conference on Computer Vision and Pattern Recognition (CVPR)*, pages 10684–10695, 2022. 7, 13, 16
- [35] Robin Rombach, Andreas Blattmann, Dominik Lorenz, Patrick Esser, and Björn Ommer. High-resolution image synthesis with latent diffusion models. In *Proceedings of the IEEE/CVF conference on computer vision and pattern recognition*, pages 10684–10695, 2022. 2, 6
- [36] Olga Russakovsky, Jia Deng, Hao Su, Jonathan Krause, Sanjeev Satheesh, Sean Ma, Zhiheng Huang, Andrej Karpathy, Aditya Khosla, Michael Bernstein, et al. Imagenet large scale visual recognition challenge. *International journal of computer vision*, 115:211–252, 2015. 2
- [37] Christoph Schuhmann, Romain Beaumont, Richard Vencu, Cade W Gordon, Ross Wightman, Mehdi Cherti, Theo Coombes, Aarush Katta, Clayton Mullis, Mitchell Wortsman, Patrick Schramowski, Srivatsa R Kundurthy, Katherine Crowson, Ludwig Schmidt, Robert Kaczmarczyk, and Jenia Jitsev. LAION-5b: An open large-scale dataset for training next generation image-text models. In *Thirty-sixth Conference on Neural Information Processing Systems Datasets and Benchmarks Track*, 2022. 2, 3, 11
- [38] Zhiqing Sun, Sheng Shen, Shengcao Cao, Haotian Liu, Chunyuan Li, Yikang Shen, Chuang Gan, Liang-Yan Gui, Yu-Xiong Wang, Yiming Yang, et al. Aligning large multi-modal models with factually augmented rlhf. *arXiv preprint arXiv:2309.14525*, 2023. 3
- [39] Zeyi Sun, Ye Fang, Tong Wu, Pan Zhang, Yuhang Zang, Shu Kong, Yuanjun Xiong, Dahua Lin, and Jiaqi Wang. Alpha-clip: A clip model focusing on wherever you want. In *Proceedings of the IEEE/CVF Conference on Computer Vision and Pattern Recognition*, pages 13019–13029, 2024. 2
- [40] Jack Urbanek, Florian Bordes, Pietro Astolfi, Mary Williamson, Vasu Sharma, and Adriana Romero-Soriano. A picture is worth more than 77 text tokens: Evaluating clip-style models on dense captions. In *Proceedings of the IEEE/CVF Conference on Computer Vision and Pattern Recognition*, pages 26700–26709, 2024. 8
- [41] Hualiang Wang, Yi Li, Huifeng Yao, and Xiaomeng Li. Clipn for zero-shot ood detection: Teaching clip to say no. In *Proceedings of the IEEE/CVF International Conference on Computer Vision*, pages 1802–1812, 2023. 8
- [42] Weiyun Wang, Min Shi, Qingyun Li, Wenhai Wang, Zhenhang Huang, Linjie Xing, Zhe Chen, Hao Li, Xizhou Zhu, Zhiguo Cao, et al. The all-seeing project: Towards panoptic visual recognition and understanding of the open world. *arXiv preprint arXiv:2308.01907*, 2023. 8
- [43] Ziyue Wang, Aozhu Chen, Fan Hu, and Xirong Li. Learn to understand negation in video retrieval. In *Proceedings of the 30th ACM International Conference on Multimedia*, pages 434–443, 2022. 5, 6, 8
- [44] Chenyun Wu, Zhe Lin, Scott Cohen, Trung Bui, and Subhansu Maji. Phrasecut: Language-based image segmentation in the wild. In *Proceedings of the IEEE/CVF Conference on Computer Vision and Pattern Recognition*, pages 10216–10225, 2020. 13
- [45] Licheng Yu, Patrick Poirson, Shan Yang, Alexander C Berg, and Tamara L Berg. Modeling context in referring expressions. In *Computer Vision—ECCV 2016: 14th European Conference, Amsterdam, The Netherlands, October 11–14, 2016, Proceedings, Part II 14*, pages 69–85. Springer, 2016. 2, 4, 12
- [46] Lu Yuan, Dongdong Chen, Yi-Ling Chen, Noel Codella, Xiyang Dai, Jianfeng Gao, Houdong Hu, Xuedong Huang, Boxin Li, Chunyuan Li, et al. Florence: A new foundation model for computer vision. *arXiv preprint arXiv:2111.11432*, 2021. 2, 8
- [47] Mert Yuksekgonul, Federico Bianchi, Pratyusha Kalluri, Dan Jurafsky, and James Zou. When and why vision-language models behave like bags-of-words, and what to do about it? *arXiv preprint arXiv:2210.01936*, 2022. 2, 8

A. OpenCLIP Training Dataset Statistics

In this section, we provide additional statistics on negation-related terms in the datasets used for OpenCLIP [3] training, complementing the analysis presented in Sec. 2.2. Specifically, we report the frequency of the negation terms “no,” “not,” and “without” in the DataComp-1B [10] and LAION-2B [37] datasets in Tab. 6. Both datasets exhibit trends similar to those observed in LAION-400M [37]. These findings are consistent with the statistics we reported for LAION-400M, highlighting the insufficient representation of negation in datasets used for OpenCLIP pre-training.

Table 6. Proportion of negation in captions and words within DataComp-1B and LAION-2B.

Dataset	Level	Total Count	Neg. Count	Neg. Ratio
DataComp-1B [10]	Caption	1.38B	10.4M	0.75%
	Word	13.8B	11.8M	0.09%
LAION-2B [37]	Caption	2.08B	19.3M	0.93%
	Word	21.9B	21.1M	0.10%

B. More Ablation Studies

In addition to the results presented in Sec. 4.3, we further evaluate the impact of using original captions instead of the generated captions for fine-tuning on the same set of images.

The results shown in Tab. 7 demonstrate that incorporating our generated captions consistently achieves the highest performance on both the VALSE and NegRefCOCOg benchmarks, across all architectures. Notably, while fine-tuning with original captions can also lead to degradation, as observed in the ViT-B/32 architecture on the VALSE benchmark, fine-tuning with our generated captions consistently improves performance. This underscores the efficacy of our data generation pipeline in enhancing negation comprehension.

C. Data Generation Pipelines

We provide additional details on the two data generation pipelines discussed in Sec. 3.1 and Sec. 3.2 of the main paper. Specifically, we include the prompts used with the LLM and MLLM during data generation and provide examples of the generated image-caption pairs. The prompts used in the two pipelines are presented in Tab. 8 and Tab. 9 respectively.

We provide qualitative examples of the data generated by our proposed data generation pipelines in Fig. 7. As shown in Fig. 7 (a), captions generated by Pipeline 1 accurately incorporate the absence of objects such as “car,” “ball,” or “curtains,” which are contextually plausible within the scene. This process enhances the training data with negation terms while maintaining alignment with the image content.

Table 7. More ablation results on different data configurations.

Arch.	Data Config.	VALSE \uparrow	NegRefCOCOg \uparrow
ViT-B/32	Original	70.97	57.73
	+ Original Caption	68.35	60.45
	+ Our Caption	80.15	64.09
ViT-B/16	Original	69.48	58.64
	+ Original Caption	73.97	60.91
	+ Our Caption	80.52	64.32
ViT-L/14	Original	66.85	57.27
	+ Original Caption	74.91	60.00
	+ Our Caption	79.59	62.95
ViT-L/14 @336px	Original	64.61	57.05
	+ Original Caption	73.97	58.41
	+ Our Caption	80.34	62.95

Table 8. Prompts used in our Pipeline 1.

Step 1: Extracting Plausible Object from Caption	
System	You are a helpful chatbot that answers with only one word.
User	Name an object that is not mentioned in the caption, but is likely to be in the image corresponding to the caption '{caption}'.
LLM	{object}.
Step 2: Verifying Object Absence with MLLM	
System	A chat between a curious human and an artificial intelligence assistant. The assistant gives helpful, detailed, and polite answers to the human’s questions.
User	<image> Is there {object} in this image? Answer either yes or no.
MLLM	{yes/no}.
Step 3: Augmenting Caption with Negation	
System	You are a helpful chatbot that generates concise caption.
User	Add the absence of the {object} to the caption '{caption}'.
LLM	{updated_caption}.

Fig. 7 (b) demonstrates how Pipeline 2 captures a broader scope of negation, such as negating actions (e.g., “not swimming”), adjectival phrases (e.g., “not in the wild”). These examples highlight the flexibility and effectiveness of this pipeline in generating rich negation-inclusive captions.



Figure 7. Examples of data generated by our proposed pipelines. (a) demonstrates captions augmented through Pipeline 1, and (b) illustrates captions augmented through Pipeline 2. **Blue boxes** represent the original captions, and **red boxes** show the augmented captions with negation terms.

Table 9. Prompts used in our Pipeline 2.

Step 2: Augmenting Caption with Negation	
System	You are a helpful chatbot that generates concise caption.
User	When the answer to the question {question} is 'no', reconstruct the caption '{caption}'.
LLM	{updated.caption}.

D. NegRefCOCOg Benchmark

In this section, we elaborate details on the construction of our proposed NegRefCOCOg benchmark in Sec. 3.3.

Selection Criteria To construct NegRefCOCOg, we begin by selecting samples from the RefCOCOg [45] dataset that meet the following criteria:

- The original image patch P_o^+ , corresponding to the negation-inclusive prompt T , has a height and width of at least 100 pixels.
- At least one other image patch belonging to the same category as P_o^+ has a height and width of at least 100 pixels and does not overlap with P_o^+ . We then designate one of these patches as P_o^- .

Image Patch Maximization To ensure alignment with T , we maximize the sizes of P_o^+ and P_o^- under the following

constraints. As a result, we obtain the final patches, P^+ and P^- , where P^+ is the expanded version of P_o^+ and P^- is the expanded version of P_o^- .

- The expanded patch must not overlap with the other patch before its maximization, which can be expressed as:

$$P^+ \cap P_o^- = \emptyset, \quad P^- \cap P_o^+ = \emptyset.$$

- Horizontal expansion is limited to the original width of the patch in each direction (left and right).
- Vertical expansion is limited to the original height of the patch in each direction (top and bottom).

We obtain 440 triplets of (T, P^+, P^-) through this process, where P^+ is well-aligned with T and P^- serves as challenging hard negative for evaluation. These 440 samples form the NegRefCOCOg benchmark, which we use to evaluate the ability of models to handle negation comprehensively and accurately.

Fig. 8 illustrates examples from NegRefCOCOg. These examples demonstrate the diversity of negation scenarios in NegRefCOCOg, including object absence, action negation with various negation terms.

E. Experiment Details

E.1. CelebA Classification

In Tab. 10, we provide attribute-specific prompts and balanced accuracy for all 40 attributes of CelebA [24] in our experiment in Sec. 2.1.



Figure 8. Examples from the proposed NegRefCOCOg benchmark. Each example consists of a textual description containing negation (top) and two image patches: the correct patch aligned with the negated description (green checkmark) and the incorrect patch representing a challenging hard negative (red cross).

E.2. Fine-Tuning Configuration

We detail the fine-tuning configurations used to train our CLIP [32] models with the data generated from the proposed data generation pipeline.

The generated dataset was split into 80% for training and 20% for validation. We used batch sizes of 512 for ViT-B/32, 256 for ViT-B/16, 128 for both ViT-L/14 and ViT-L@336px, and 64 for ViT-BigG/14 which we fine-tuned specifically for the text-to-image (T2I) generation experiment using SDXL-1.0 [31] in Sec. 5.1. All models were fine-tuned using a single NVIDIA L40 GPU.

E.3. Text-to-Image Generation

We provide details on T2I experiments shown in Sec. 5.1.

For generating negation-inclusive prompts, we utilized ChatGPT [29] to construct 107 prompts. To evaluate whether the generated images accurately reflected the negation-related aspects of the prompts, we also employed ChatGPT to create corresponding questions. These questions were designed such that the expected answer from the MLLM evaluator would be “no”. The complete list of prompts and their corresponding questions is provided in Tab. 11.

In SD-1.4 [34], we replaced its CLIP ViT-L/14 text encoder with our fine-tuned negation-aware text encoder of the same architecture. For SDXL, which employs two text encoders (CLIP ViT-L/14 and CLIP ViT-BigG/14), we substituted both encoders with our fine-tuned versions.

E.4. Referring Image Segmentation

For our experiments in referring image segmentation in Sec. 5.2, we utilized the publicly available weight of CLIPSeg [26] trained on the PhraseCut [44] dataset as our baseline. Without any additional training, we replaced the text encoder in the CLIPSeg architecture with our fine-tuned CLIP ViT-B/16 text encoder.

We followed CLIPSeg to determine the threshold values for binary segmentation, setting it to 0.3 for experiments

on the PhraseCut dataset and 0.1 for experiments on Ref-COCOg (Neg), which is based on the COCO [21] dataset.

F. Additional Qualitative Results

Fig. 9 demonstrates additional qualitative examples from T2I task. For each prompt, we include all images generated using 5 different random seeds.

For both SDXL [31] and SD-1.4 [34], substituting the original CLIP text encoder with NegationCLIP text encoder improves the ability to accurately reflect negation in generated images. Notably, SD-1.4, which uses only one text encoder, maintains high-quality image generation despite the substitution, highlighting that the fine-tuned NegationCLIP text encoder preserves overall image quality while enhancing negation comprehension.

Certain challenging prompts, such as “a city without buildings” or “a museum without exhibits,” expose limitations in the model’s ability to remove concepts with strong biases (e.g., buildings in city contexts, exhibits in museum contexts). These limitations may stem from the limited representation of such cases in the training data for generative models. Identifying the underlying causes of these limitations and addressing them constitutes an important direction for future work.

Table 10. CelebA attribute-specific prompts and balanced accuracy

Attribute	Bal. Acc.	Positive Prompt	Negative Prompt
5 o Clock Shadow	62.3%	a photo of a person with a 5 o'clock shadow	a photo of a person with no 5 o'clock shadow
Arched Eyebrows	53.4%	a photo of a person with arched eyebrows	a photo of a person with not arched eyebrows
Attractive	49.1%	a photo of an attractive person	a photo of a not attractive person
Bags Under Eyes	51.9%	a photo of a person with bags under eyes	a photo of a person with no bags under eyes
Bald	66.0%	a photo of a bald person	a photo of a not bald person
Bangs	74.8%	a photo of a person with bangs	a photo of a person with no bangs
Big Lips	52.2%	a photo of a person with big lips	a photo of a person with not big lips
Big Nose	55.4%	a photo of a person with a big nose	a photo of a person with a not big nose
Black Hair	67.5%	a photo of a person with black hair	a photo of a person with not black hair
Blond Hair	79.6%	a photo of a person with blond hair	a photo of a person with not blond hair
Blurry	73.4%	a blurry photo of a person	a not blurry photo of a person
Brown Hair	58.9%	a photo of a person with brown hair	a photo of a person with not brown hair
Bushy Eyebrows	69.6%	a photo of a person with bushy eyebrows	a photo of a person with not bushy eyebrows
Chubby	58.8%	a photo of a chubby person	a photo of a not chubby person
Double Chin	58.4%	a photo of a person with a double chin	a photo of a person with no double chin
Eyeglasses	86.9%	a photo of a person wearing glasses	a photo of a person not wearing glasses
Goatee	66.8%	a photo of a person with goatee	a photo of a person with no goatee
Gray Hair	74.2%	a photo of a person with gray hair	a photo of a person with not gray hair
Heavy Makeup	52.9%	a photo of a person with heavy makeup	a photo of a person with no heavy makeup
High Cheekbones	46.7%	a photo of a person with high cheekbones	a photo of a person with not high cheekbones
Male	84.8%	a photo of a male	a photo of a not male
Mouth Slightly Open	57.0%	a photo of a person with mouth slightly open	a photo of a person with mouth not slightly open
Mustache	67.9%	a photo of a person with mustache	a photo of a person with no mustache
Narrow Eyes	47.4%	a photo of a person with narrow eyes	a photo of a person with not narrow eyes
No Beard	49.2%	a photo of a person with no beard	a photo of a person with beard
Oval Face	46.6%	a photo of a person with oval face	a photo of a person with not oval face
Pale Skin	62.4%	a photo of a person with pale skin	a photo of a person with not pale skin
Pointy Nose	47.7%	a photo of a person with a pointy nose	a photo of a person with not a pointy nose
Receding Hairline	52.9%	a photo of a person with a receding hairline	a photo of a person with no receding hairline
Rosy Cheeks	54.2%	a photo of a person with rosy cheeks	a photo of a person with not rosy cheeks
Sideburns	52.4%	a photo of a person with sideburns	a photo of a person with no sideburns
Smiling	79.2%	a photo of a person smiling	a photo of a person not smiling
Straight Hair	57.7%	a photo of a person with straight hair	a photo of a person with not straight hair
Wavy Hair	58.5%	a photo of a person with wavy hair	a photo of a person with not wavy hair
Wearing Earrings	66.0%	a photo of a person wearing earrings	a photo of a person not wearing earrings
Wearing Hat	77.1%	a photo of a person wearing a hat	a photo of a person not wearing a hat
Wearing Lipstick	52.9%	a photo of a person wearing lipstick	a photo of a person not wearing lipstick
Wearing Necklace	63.5%	a photo of a person wearing a necklace	a photo of a person not wearing a necklace
Wearing Necktie	48.8%	a photo of a person wearing a necktie	a photo of a person not wearing a necktie
Young	45.6%	a photo of a young person	a photo of a not young person

Table 11. Text-to-image generation prompts and corresponding questions.

Prompt	Question	Prompt	Question
a man not wearing a hat	Is the man wearing a hat?	a woman not wearing a mask	Is the woman wearing a mask?
a dog not running	Is the dog running?	a bird not flying	Is the bird flying?
a not white cat	Is the cat white?	a not blue sphere	Is the sphere blue?
a room with no window	Is there a window in the room?	a dog without a collar	Does the dog have a collar?
a cat with no whiskers	Does the cat have whiskers?	a child not holding a toy	Is the child holding a toy?
a park with no benches	Are there benches in the park?	a bird not perched on a branch	Is the bird perched on a branch?
a woman without glasses	Is the woman wearing glasses?	a table with no chairs around	Are there chairs around the table?
a car not parked in the driveway	Is the car parked in the driveway?	a beach without any umbrellas	Are there umbrellas on the beach?
a man with no hat	Is the man wearing a hat?	a road not crowded with cars	Is the road crowded with cars?
a garden with no flowers	Are there flowers in the garden?	a person not holding an umbrella	Is the person holding an umbrella?
a lake with no boats	Are there boats on the lake?	a house without a roof	Does the house have a roof?
a tree not in bloom	Is the tree in bloom?	a mountain with no snow	Is there snow on the mountain?
a room without furniture	Is there furniture in the room?	a dog not barking	Is the dog barking?
a street with no people	Are there people on the street?	a kitchen without any food	Is there food in the kitchen?
a cup not filled with coffee	Is the cup filled with coffee?	a forest with no animals	Are there animals in the forest?
a phone not on the table	Is the phone on the table?	a desk without a computer	Is there a computer on the desk?
a man not wearing shoes	Is the man wearing shoes?	a restaurant with no tables	Are there tables in the restaurant?
a city skyline with no skyscrapers	Are there skyscrapers in the city skyline?	a field without crops	Are there crops in the field?
a woman not smiling	Is the woman smiling?	a living room with no couch	Is there a couch in the living room?
a car without wheels	Does the car have wheels?	a stadium with no spectators	Are there spectators in the stadium?
a road with no signs	Are there signs on the road?	a child not wearing shoes	Is the child wearing shoes?
a bridge without railings	Does the bridge have railings?	a river with no fish	Are there fish in the river?
a sky without clouds	Are there clouds in the sky?	a cup with no handle	Does the cup have a handle?
a playground with no swings	Are there swings in the playground?	a man not wearing a tie	Is the man wearing a tie?
a building without windows	Does the building have windows?	a book with no cover	Does the book have a cover?
a shop with no customers	Are there customers in the shop?	a garden without any trees	Are there trees in the garden?
a bike not leaning against a wall	Is the bike leaning against a wall?	a stage with no performers	Are there performers on the stage?
a train station with no trains	Are there trains at the train station?	a museum without exhibits	Are there exhibits in the museum?
a shelf with no books	Are there books on the shelf?	a restaurant not serving food	Is the restaurant serving food?
a person with no backpack	Does the person have a backpack?	a market without any vendors	Are there vendors in the market?
a room not filled with light	Is the room filled with light?	a path with no signs	Are there signs on the path?
a school without students	Are there students in the school?	a car with no headlights	Does the car have headlights?
a cat without a tail	Does the cat have a tail?	a person not holding a bag	Is the person holding a bag?
a forest with no leaves	Are there leaves in the forest?	a house with no doors	Does the house have doors?
a chair not facing the table	Is the chair facing the table?	a bird not singing	Is the bird singing?
a beach without sand	Is there sand on the beach?	a dog not playing fetch	Is the dog playing fetch?
a wall with no decorations	Are there decorations on the wall?	a sidewalk with no pedestrians	Are there pedestrians on the sidewalk?
a man not reading a book	Is the man reading a book?	a classroom with no desks	Are there desks in the classroom?
a street with no lights	Are there lights on the street?	a yard without grass	Is there grass in the yard?
a riverbank with no trees	Are there trees on the riverbank?	a cat not purring	Is the cat purring?
a boat with no sails	Does the boat have sails?	a woman not holding a purse	Is the woman holding a purse?
a stadium with no players	Are there players in the stadium?	a sky with no stars	Are there stars in the sky?
a store without shelves	Are there shelves in the store?	a man not holding a briefcase	Is the man holding a briefcase?
a city without buildings	Are there buildings in the city?	a painting without colors	Does the painting have colors?
a road without any turns	Are there turns on the road?	a lawn with no flowers	Are there flowers on the lawn?
a dog not fetching a ball	Is the dog fetching a ball?	a bridge without any lights	Are there lights on the bridge?
a car with no passengers	Are there passengers in the car?	a garden with no vegetables	Are there vegetables in the garden?
a child not drinking milk	Is the child drinking milk?	a person without a shadow	Does the person have a shadow?
a tree with no leaves	Does the tree have leaves?	a bus stop without a bench	Is there a bench at the bus stop?
a train without passengers	Are there passengers on the train?	a cafe with no tables	Are there tables in the cafe?
a photo with no people	Are there people in the photo?	a street without any trees	Are there trees on the street?
a river not flowing	Is the river flowing?	a mountain with no trails	Are there trails on the mountain?
a path without any footprints	Are there footprints on the path?	a field with no animals	Are there animals in the field?
a building with no entrance	Is there an entrance to the building?		

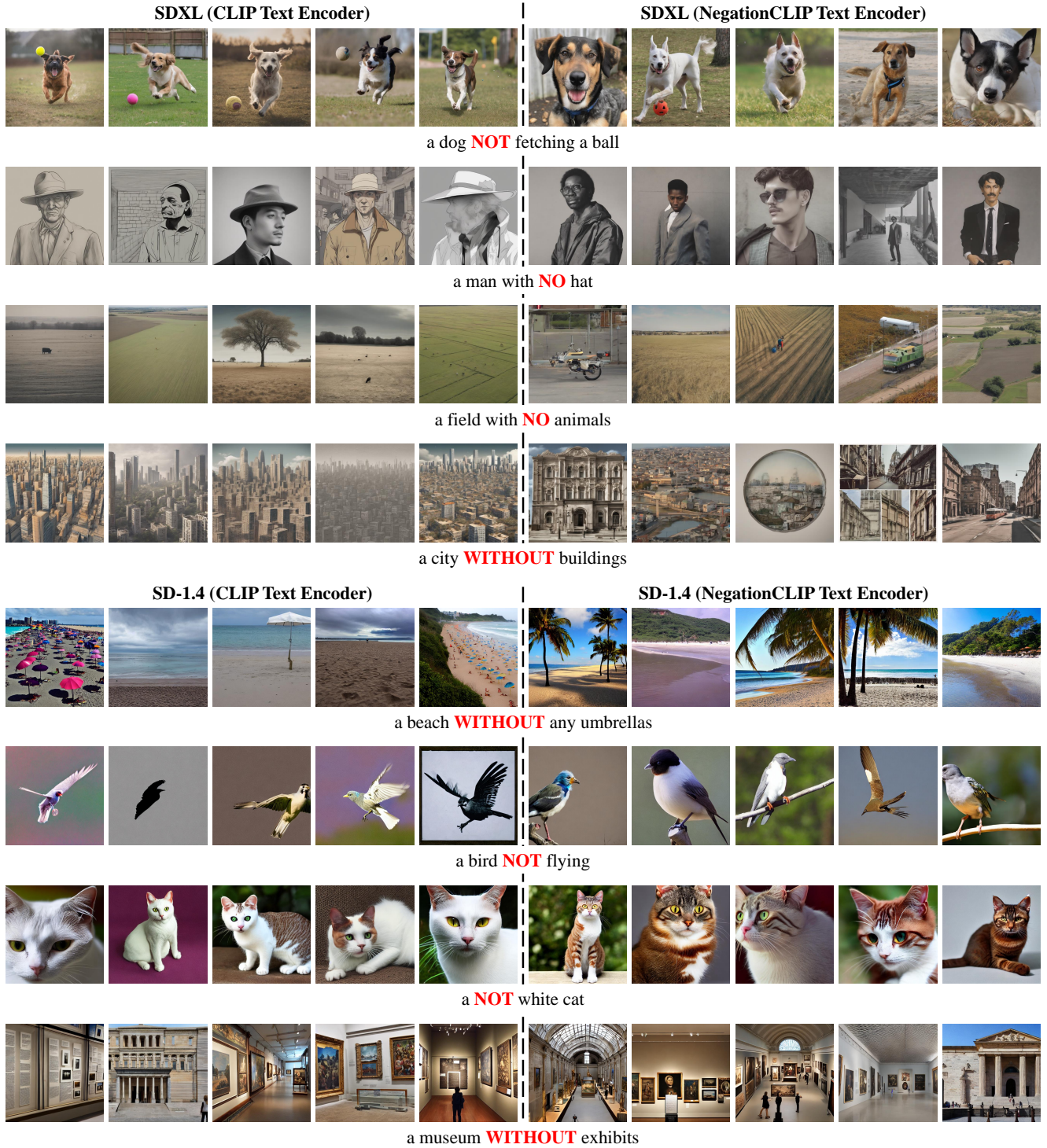


Figure 9. Additional examples for text-to-image generation tasks using Stable Diffusion XL (SDXL) [31] and Stable Diffusion 1.4 (SD-1.4) [34]. Comparisons are shown between models using the original CLIP text encoder and the fine-tuned NegationCLIP text encoder.