

Improving Student Self-Efficacy in Quantum Computing with the Qubit Touchdown Board Game

Kristina Armbruster,^{1, a)} Gintaras Duda,^{2, b)} and Thomas G. Wong^{2, c)}

¹⁾Bellevue West High School, 1501 Thurston Ave, Bellevue, Nebraska 68123

²⁾Department of Physics, Creighton University, 2500 California Plaza, Omaha, Nebraska 68178

Qubit Touchdown is a two-player, competitive board game that was developed to introduce students to quantum computing. A quantum computer is a new kind of computer that is based on the laws of quantum physics, and it can solve certain problems faster than normal computers because it follows a different set of rules. Qubit Touchdown's game play mirrors the rules of (American) football, with players taking turns moving the football to score the most touchdowns, and no knowledge of quantum computing is needed to play the game. We evaluated the game with 107 public high school students in Precalculus, Advanced Placement (AP) Statistics, and/or AP Physics 1 courses, assessing whether their interest in and self-efficacy toward quantum computing changed as a result of playing the game and learning about its connections to quantum computing. We also assessed whether the game was easy to learn and enjoyable. We found that students' self-efficacy was improved by 33.4%, and they widely considered the game accessible and fun. Thus, Qubit Touchdown could be an effective resource to introduce students to Quantum Computing and boost their confidence in learning about the field. Free printables of the game are available, and professionally produced copies can be purchased on demand.

I. QUANTUM GAMES

Quantum computing is a significant component of a larger field called quantum information science (QIS), where various properties of quantum mechanics are exploited for information gathering, processing, and sharing. The U.S. government has identified quantum technologies as “critical and emerging technologies,” which are “advanced technologies that are potentially significant to U.S. national security.”¹ As part of whole-of-government efforts enabled by the National Quantum Initiative^{2,3} to ensure continued U.S. leadership in the field, the National Science and Technology Council (NSTC) Subcommittee on QIS published a national strategic plan on developing a quantum information science and technology (QIST) workforce,⁴ and it explicitly calls out the need for learners to be “provided exposure to QIST via accessible outreach and educational opportunities [including] in informal learning venues such as museums, movies, games, and other media.” Note that games are listed, and the report further recommends that such games and activities begin with K-12 age groups.

^{a)}Electronic mail: kristina.armbruster@bpsne.net

^{b)}Electronic mail: gkduda@creighton.edu

^{c)}Electronic mail: thomaswong@creighton.edu



FIG. 1. Qubit Touchdown board game.

Games on various platforms have been created to address this need. Computer games may mimic quantum phenomena as a way of building intuition about quantum mechanics, such as Quantum Tic-Tac-Toe,^{5,6} the qCraft⁷ extension to Minecraft, and Quantum Chess.⁸ QiskitBlocks⁹ is a game for the Minecraft-like game engine Luant, formerly known as Minetest, where players learn to program quantum circuits by going from one escape room to the next. Hackathons have also been a source of computer games to teach quantum concepts, such as QPong,¹⁰ a quantum version of the classic arcade game Pong, and numerous outputs of Quantum Game Jams in Finland.¹¹ Some computer games partially run on actual quantum processors, such as Cat-Box-Scissors¹² and Quantum Battleship.¹³ Games have also been made for mobile devices, such as Mequanic,^{14,15} Hello Quantum,¹³ Quantum Cats,¹⁶ and Tiq Taq Toe¹⁷ (which has different rules from Quantum Tic-Tac-Toe). Finally, some tabletop games exist, such as Entanglion¹⁸ and Brackets,¹⁹ as well as the subject of this article, Qubit Touchdown,²⁰ shown in Fig. 1.

II. HOW TO PLAY QUBIT TOUCHDOWN

As a high-level overview, Qubit Touchdown is a two player, competitive game. The game board is shown in Fig. 2, and the football token or gem is placed on the board to indicate the position of the football. The football can only be at the six positions indicated by yellow circles, which are labeled 0, 1, +, -, i , and $-i$. One player is trying to get the football to the + endzone to score touchdowns, and the other player is trying to get the ball to the - endzone to score touchdowns. They take turns playing cards to move the football along the

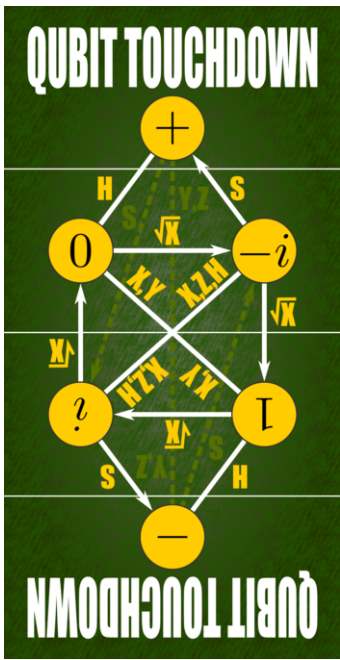


FIG. 2. Qubit Touchdown board.

white lines/arrows on the board. Whoever scores the most touchdowns by the time all 52 cards are played wins.

To elaborate, the game is set up by shuffling all 52 cards and distributing four to each player. The remaining 48 cards are placed in a “draw pile.” A player “kicks off” by rolling a binary die, whose only outcomes are 0 or 1, each with a 50:50 chance. They place the football at position 0 or 1, matching the outcome of the roll. The other player “returns” the football by playing an action card. The cards are X , Y , Z , I , H , S , \sqrt{X} , and Measurement, as shown in Fig. 3. For all of the single-lettered cards, the movements are indicated on the board using white lines or arrows, and if a transition does not appear, the football stays put. For example, at position 0, playing H moves the football to $+$, \sqrt{X} moves it to $-i$, X or Y moves it to 1, and S , Z , and I do not have a line from position 0, so the football stays at 0 if any of these are played. Note that lines are bi-directional, so X would move the football from 1 back to 0, but the arrows are uni-directional, so \sqrt{X} would move the football from $-i$ to 1, not back to 0. The measurement card is like attempting to punt the football: if the football is at position 0 or 1, nothing happens (a failed punt), but if it is anywhere else, the player rolls the binary die and places the ball at 0 or 1 according to the outcome of the roll (a successful punt, although depending on the outcome, it may not be a very good punt). After playing a card, the player draws another one. If they scored a touchdown, they “kick off,” and now it is the other player’s turn to play a card. Players alternate playing and replenishing cards, so they always have four cards in their hand, until the end of the game when the draw pile is depleted, and then they continue taking turns playing whatever cards they have until they have none left. Whoever scored the most touchdowns wins.

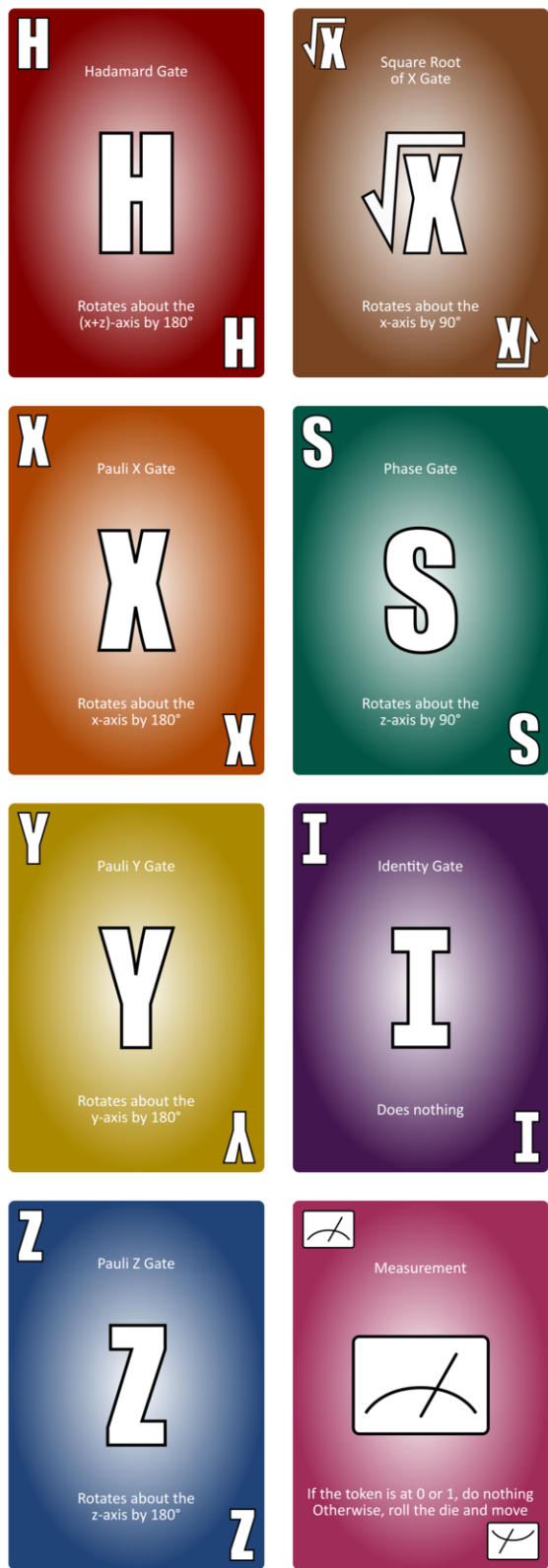


FIG. 3. Qubit Touchdown cards.

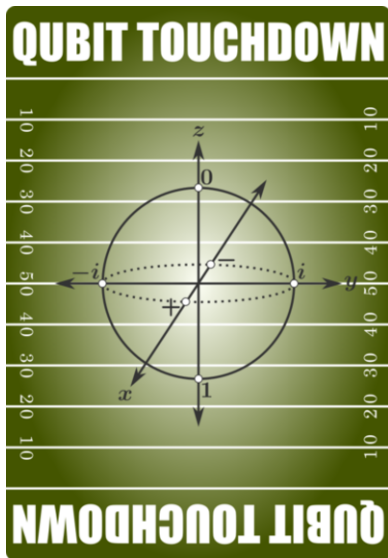


FIG. 4. The back of each card is a Bloch sphere.

III. CONNECTIONS TO QUANTUM COMPUTING

Qubit Touchdown's connections to quantum computing can be explained using the back of any game card, which is shown in Fig. 4. It contains a drawing of a sphere called a *Bloch sphere*, with the x -axis coming out of the card, the y -axis to the right, and the z -axis up. The north pole, which lies along the z -axis, is 0, and the south pole, which lies along the $-z$ -axis, is 1. A traditional computer bit can only be in the 0 or 1 state, so it can only be at the north pole or the south pole. A quantum bit, or *qubit*, however, can be at any point on the Bloch sphere. Besides being at the north pole or the south pole, it can be anywhere in the northern hemisphere, southern hemisphere, or equator. Qubit Touchdown uses just six possible locations: 0, 1, +, -, i , and $-i$, which respectively lie on the z -axis, $-z$ -axis, x -axis, $-x$ -axis, y -axis, and $-y$ -axis. The positions on the game board in Fig. 2 correspond to these six locations, and the football is a qubit moving between these six states.

With the exception of the measurement card, the rest of the Qubit Touchdown cards correspond to *quantum gates*, which change the qubit's state. The description of each quantum gate is listed on the card, as shown in Fig. 3. For example, the X card is a Pauli X Gate, which rotates the qubit's state on the Bloch sphere about the x -axis by 180° . Looking at the Bloch sphere in Fig. 4, if a qubit is at 0 at the north pole, then rotating it by 180° about the x -axis would move it to 1 at the south pole. If it were rotated again by 180° around the x -axis, it would return to 0. This is why X card moves the football between positions 0 and 1 on the game board in Fig. 2. All quantum gates on a qubit rotate its state on the Bloch sphere by some angle around some axis, and the cards in Fig. 3 indicate the axis and angle of rotation.

Although a qubit's state can be any point on the Bloch sphere, *measuring* its value yields 0 or 1, each with some probability. Since +, -, i , and $-i$ lie on the equator, they are *superpositions*, or combinations, of half 0 and half 1. Measur-

ing them yields 0 or 1, each with a 50% probability. The Measurement card, as well as kicking off after scoring a touchdown, corresponds to this: if the qubit is not at 0 or 1, then it must be at +, -, i , or $-i$ since those are the only other states used in the game. Measuring the qubit will yield 0 or 1 with a 50:50 chance. On the other hand, if the qubit is at 0, a measurement is certain to yield 0, so the state does not change, and if the qubit is at 1, a measurement is certain to yield 1, so the state does not change.

IV. RESEARCH ON STUDENT INTEREST, SELF-EFFICACY, AND ENJOYMENT

To evaluate whether Qubit Touchdown can affect students' interest and self-efficacy in quantum computing, as well as whether the game is easy to learn and fun to play, we conducted a study consisting of 107 public high school students across seven Precalculus, AP Statistics, and/or AP Physics 1 classes over four periods in one school day, which necessitated combining some classes in the library for the activity.

Students were given a research information sheet and told that participation in the study was optional. They were told that they would be playing a quantum computing board game called Qubit Touchdown, and that if they wanted to participate in the study, they would be surveyed before playing the game, after playing the game, and then after learning about how the game connects to quantum computing. The survey questions for all three parts are shown in Table I, and students responded to each question on a Likert scale of strongly disagree, disagree, neutral, agree, and strongly agree. Then, students were told the following definition of a quantum computer:

A quantum computer is a new kind of computer that's based on the laws of quantum physics. It can do certain things faster than normal computers because it follows a different set of rules.

Following this, the survey was distributed, and students filled out Part 1, i.e., questions 1 and 2. After this, students were taught the rules of the game, similarly to the description in Section II, so in analogy to football and without technical references. After students played the game with each other, they filled out Part 2 of the survey, i.e., questions 3 through 6. Finally, they were taught how Qubit Touchdown connects to quantum computing, similarly to Section III, and then they filled out Part 3 of the survey, i.e., questions 7 through 13. Results from the survey are also shown in Table I.

To analyze the data, we treat the Likert scale results as ordinal data and combined agree and strongly agree responses, and disagree and strongly disagree responses, to form overall agree and disagree values, p and q , respectively, as shown in Table II. The overall agree results indicate that students were overall very favorable about their experience of playing Qubit Touchdown. For example, 78.5% of the students reported that playing Qubit Touchdown made quantum computing concepts less intimidating (question #11), and 84.1% of the students reported that they enjoyed playing the game (question #5). Similarly, 83.2% of students recommended that Qubit Touchdown

TABLE I. The survey questions given to students. Part 1 was given before students played the game. Part 2 was given after playing the game. Part 3 was given after explaining the game’s connections to quantum computing. For all questions, respondents circled one of five options on the Likert scale: strongly disagree, disagree, neutral, agree, and strongly agree. Results are given as the percentage of students who answered at each Likert scale level.

Question	Strongly Disagree	Disagree	Neutral	Agree	Strongly Agree
Part 1					
1. I am interested in exploring quantum computing.	13.1%	13.1%	37.4%	28.0%	8.4%
2. I am confident in my ability to learn quantum computing.	6.5%	22.4%	34.6%	29.9%	6.5%
Part 2					
3. After playing Qubit Touchdown, I am interested in exploring quantum computing.	3.7%	21.5%	28.0%	39.2%	7.5%
4. After playing Qubit Touchdown, I am confident in my ability to learn quantum computing.	4.7%	10.3%	37.4%	40.2%	7.5%
5. I enjoyed playing Qubit Touchdown.	1.9%	1.9%	12.1%	46.7%	37.4%
6. The rules of Qubit Touchdown were easy to learn.	0.0%	0.0%	2.8%	31.8%	65.4%
Part 3					
7. After playing Qubit Touchdown and learning about its connections to concepts and rules in quantum computing, I am interested in exploring quantum computing.	7.5%	15.0%	30.8%	37.4%	9.3%
8. After playing Qubit Touchdown and learning about its connections to concepts and rules in quantum computing, I am confident in my ability to learn quantum computing.	3.7%	4.7%	22.4%	54.2%	15.0%
9. Playing Qubit Touchdown made it easier to learn quantum computing concepts.	1.9%	0.0%	12.1%	47.7%	37.4%
10. Playing Qubit Touchdown made quantum computing concepts more familiar.	1.9%	1.9%	11.2%	57.9%	26.2%
11. Playing Qubit Touchdown made quantum computing concepts less intimidating.	2.8%	2.8%	15.9%	44.9%	33.6%
12. Playing Qubit Touchdown provided a better learning experience for learning quantum computing concepts, compared to traditional instructional methods without games.	0.9%	2.8%	11.2%	47.7%	37.4%
13. I would recommend Qubit Touchdown to others as a learning tool for quantum computing.	0.9%	0.9%	15.0%	43.9%	39.3%

TABLE II. Overall agree and disagree percentages (p and q) for the survey results, as well as the corresponding binomial distribution fits (p' and q') for each survey item.

Question #	p	q	p'	q'
Q1	36.4%	26.1%	58.2%	41.8%
Q2	36.4%	29.0%	55.7%	44.3%
Q3	46.7%	25.2%	64.9%	35.1%
Q4	47.7%	15.0%	76.1%	23.9%
Q5	84.1%	3.7%	95.7%	4.3%
Q6	100.0%	0.0%	100.0%	0.0%
Q7	46.7%	22.4%	67.6%	32.4%
Q8	69.2%	8.4%	89.2%	10.8%
Q9	85.0%	1.9%	97.8%	2.2%
Q10	84.1%	3.7%	95.7%	4.3%
Q11	78.5%	5.6%	93.3%	6.7%
Q12	85.0%	3.7%	95.8%	4.2%
Q13	83.2%	1.9%	97.8%	2.2%

be used as a learning tool for quantum computing (question #13).

To analyze the statistical significance of shifts from pre-game to post-game or post-instruction, we fit the data to a binomial distribution following the method of Redish, Saul, and Steinberg,²¹ yielding variables

$$p' = \frac{p}{p+q} \quad \text{and} \quad q' = \frac{q}{p+q}. \quad (1)$$

These values are also shown in Table II. Standard practice is to consider shifts from pre- to post-test as statistically significant if the difference is less than the 5% probability level, i.e. shifts must be greater than the 2σ -level where σ is defined as $\sigma = \sqrt{p'q'/n}$, where n is the number of students responding to the survey. Since the pre- and post-tests consists of roughly similar questions asked before playing Qubit Touchdown, after playing Qubit Touchdown, and then again after some brief instruction about quantum computing and how it ties to the game, we analyzed shifts between pairs of questions. Table III gives the favorable shift (movement towards more agreement) and the level of statistical significance of several question

TABLE III. Shifts in favorable student responses between various questions pairs along with the statistical significance of the shift. Favorable shift is the shift in p' values between the questions. Questions #1,3, and 7 deal with student interest in exploring and learning quantum computing while questions #2, 4, and 8 deal with student self-efficacy (confidence) in learning quantum computing.

Question Pairs	Favorable Shift	Significance of Shift
Q1→Q3	6.7%	Not Statistically Significant (1.4σ)
Q3→Q7	2.6%	Not Statistically Significant (0.6σ)
Q1→Q7	9.4%	Statistically Significant (2.1σ)
Q2→Q4	20.4%	Statistically Significant (4.2σ)
Q4→Q8	13.0%	Statistically Significant (3.2σ)
Q2→Q8	33.4%	Statistically Significant (7.0σ)

pairs. We found that there were several statistically significant shifts, particularly related to student self-efficacy, i.e., student confidence in their ability to learn quantum computing. Of particular note is the shift in students' self-confidence in their ability to learn quantum computing as seen in question pairs #2 to #4 and question #2 and question #8. From question #2 to question #4, students' self-confidence in their ability to learn quantum computing improved by 20.4%, a statistically significant shift of more than 4.2σ . The shift from question #2 to question #8 (pre-game to post-instruction) had a favorable shift of 33.4%, a statistically significant shift of more than 7.0σ . Although we expected students to be more interested in quantum computing after playing Qubit Touchdown, we found that there was not a statistically significant shift in student attitudes, seen in, for example, questions #1 and #3 or questions #3 to #7 (all of which deal with students level of interest in quantum computing). Although there was a small effect when considering the favorable shift from question #1 to question #7 (a 9.4% favorable shift at the 2.1σ level), we theorize that a greater favorable shift was precluded because the sample included only students in Precalculus, AP Statistics, or AP Physics 1 classes, who are likely juniors or seniors, and who may have already decided whether or not to pursue STEM careers.

V. HOW TO OBTAIN QUBIT TOUCHDOWN

One can make their own copy of Qubit Touchdown, an example of which is shown in Fig. 5, and video instructions are available.²² For the game board, a black-and-white printable is available on the creator's website,²³ or it could be hand-drawn. For the cards, black-and-white printables are also available on the creator's website, but they could also be hand-drawn on index cards, card stock, cardboard, or other materials. For the football, any object that can be moved from position to position on the game board will suffice. For the binary die, a coin or any other object to generate a random outcome can be used, including a standard six-sided die with even outcomes interpreted as 0 and odd outcomes as 1.

Another option is to order a professionally produced copy




FIG. 5. A do-it-yourself version of Qubit Touchdown.

from The Game Crafter, a print-on-demand manufacturer in the United States.²⁴ The complete game in Fig. 1 was obtained this way, and it includes a game box.

VI. CONCLUSION

Quantum computing is a critical area of science and technology, and games may play a role in developing the workforce for the field. Our study involving 107 public high school students indicates that playing Qubit Touchdown improved students' confidence in their ability to learn quantum computing by 20.4%, and learning the game's connections to quantum computing yielded a net improvement in self-efficacy of 33.4%. Students' interest in the field, however, was modestly improved by 9.4% by playing the game and learning its technical connections, and we speculate that it may be because the students were mostly juniors and seniors, who may already have plans for after they graduate from high school. Students found the game enjoyable and easy to learn, and found that the game made it easier to learn quantum computing. They recommended it as a learning tool. As such, Qubit Touchdown could be a valuable resource for learning and outreach, giving high students students confidence to pursue technical fields they may have initially considered out of reach.

ACKNOWLEDGMENTS

This material is based upon work supported in part by the National Science Foundation EPSCoR Cooperative Agreement OIA-2044049, Nebraska's EQUATE collaboration. Any opinions, findings, and conclusions or recommendations expressed in this material are those of the author(s) and do not necessarily reflect the views of the National Science Foundation.

- ¹Fast Track Action Subcommittee on Critical and Emerging Technologies, “Critical and emerging technologies list update,” Tech. Rep. (National Science and Technology Council, 2024).
- ²115th Congress of the United States of America, “Public Law No: 115-368, National Quantum Initiative Act,” <https://www.congress.gov/bill/115th-congress/house-bill/6227> (2018-12-21).
- ³M. G. Raymer and C. Monroe, “The us national quantum initiative,” *Quantum Science and Technology* **4**, 020504 (2019).
- ⁴Subcommittee on Quantum Information Science, “Quantum information science and technology workforce development national strategic plan,” Tech. Rep. (National Science and Technology Council, 2022).
- ⁵A. Goff, “Quantum tic-tac-toe,” <https://www.compadre.org/quantum/items/detail.cfm?ID=965> (2004).
- ⁶A. Goff, D. Lehmann, and J. Siegel, “Quantum tic-tac-toe as metaphor for quantum physics,” *AIP Conference Proceedings* **699**, 1152–1159 (2004).
- ⁷qCraft Team, “qcraft,” <https://sites.google.com/a/elinemedia.com/qcraft/wiki/qcraft> (2013).
- ⁸C. Cantwell, “Quantum Chess: Developing a mathematical framework and design methodology for creating quantum games,” arXiv:1906.05836 [quant-ph] (2019), 10.48550/arXiv.1906.05836.
- ⁹J. Weaver, “Qiskitblocks,” <https://content.luaniti.org/packages/JavaFXpert/qiskitblocks/> (2019).
- ¹⁰H. Junye, J. Reilly, A. Jeffery, and J. Weaver, “QPong,” <https://github.com/QPong/QPong> (2019).
- ¹¹The Quantum Wheel, “5th Quantum Game Jam,” <http://www.finnishgamejam.com/quantumwheel/> (2019).
- ¹²J. Wootton, “Introducing the world’s first game for a quantum computer,” <https://medium.com/@decodoku/introducing-the-worlds-first-game-for-a-quantum-computer-50640e3c22e4> (2017).
- ¹³J. Wootton, “The history of games for quantum computers,” <https://medium.com/@decodoku/the-history-of-games-for-quantum-computers-a1de98859b5a> (2018).
- ¹⁴C. Tahan, “Can you build intuition about quantum mechanics through a game?” in *American Physical Society March Meeting* (San Antonio, Texas, 2015).
- ¹⁵C. Tahan, “Meqanic,” <https://meqanic.com> (2015).
- ¹⁶U. Waterloo, “New Quantum Cats game launches for better understanding of quantum concepts,” <https://uwaterloo.ca/news/news/new-quantum-cats-game-launches-better-understanding-quantum> (2015).
- ¹⁷E. van Nieuwenburg, “Introducing a new game: Quantum tiqtaqtoe,” <https://quantumfrontiers.com/2019/07/15/tiqtaqtoe/> (2019).
- ¹⁸J. D. Weisz, M. Ashoori, and Z. Ashktorab, “Entanglion: A board game for teaching the principles of quantum computing,” (Association for Computing Machinery, New York, NY, USA, 2018) p. 523–534.
- ¹⁹C. Ferrie, “Brackets,” <https://github.com/csferrie/Brackets/> (2018).
- ²⁰T. G. Wong, “Qubit Touchdown – A Quantum Computing Board Game,” https://www.youtube.com/watch?v=_289qVB0vgM (2021-10-16).
- ²¹E. F. Redish, J. M. Saul, and R. N. Steinberg, “Student expectations in introductory physics,” *American Journal of Physics* **66**, 212–224 (1998).
- ²²T. G. Wong, “Make Your Own Copy of Qubit Touchdown!” https://www.youtube.com/watch?v=wYtfxm_yQ4o (2022-02-22).
- ²³T. G. Wong, <https://www.thomaswong.net>.
- ²⁴T. G. Wong, “Qubit Touchdown – A Quantum Computing Board Game,” <https://www.thegamecrafter.com/games/qubit-touchdown> (2019-12-02).