

Temporal and topological partitioning in real-world growing networks for scale-free properties study

Guillaume Rousseau

Physics Department, Université Paris Cité, F-75006, Paris, France

(Dated: January 20, 2025)

We introduce a method to study evolution rules and scale-free hypothesis of real-world growing networks using natural partitions of nodes and edges based on temporal and topological attributes, and analyzing degree distributions.

We apply this method to the Software Heritage dataset, which collects software releases and revisions from open-source communities. Nodes with native temporal information does not fully capture the overall network dynamics, and degree distributions show greater regularity with fewer outliers, suggesting a more likely scale-free regime when examining networks derived from temporal and topological partitions.

However, underlying aging, fitness, and inheritance mechanisms, along with chosen partitioning, hinder definitive conclusions and suggest that the very common “pure parametric power-law” hypothesis for the tail of degree distributions is too strong. Node’s type derived from partitions and changes in evolution rules, shown by variations in the average number of new edges per node over time, highlight the need for tools better suited for studying transient regimes and ease comparison of real-world networks with minimal models.

Studying the dynamical properties of complex systems through their representation as a network remains a rich and widely used approach in physics, biology, chemistry... The evolution of the system is modeled by a set of rules, most often probabilistic, governing creation and removal of nodes and edges over time. A few elementary rules allow to build minimal models and to reproduce the wide range of regimes observed in real-world networks [3].

Since the understanding of the role of preferential attachment in the emergence of scale-free networks, attention has been paid to their topological properties and more particularly to the degree distributions. The main mechanisms leading to different asymptotic parametric families of degree distribution functions (power law, exponential, lognormal, pure or non-pure, with or without cutoff, ...) were identified thanks to theoretical studies in the large scale/long-time limit of minimal models.

20 years later, despite the existence of this theoretical framework and of several corpuses gathering hundreds of datasets from real world networks, there are still no agreed consensual methodologies (nor “toolboxes”) to analyze the observed data from real word networks and make the link with the taxonomy of networks that emerge from minimal models. Several questions remain open and contribute to this situation:

(Q1) *The conditions of observability* [12] and the mechanisms of competition and self-organization in systems [4, 6]. A key issue is the limited understanding of microscopic rules and the need for large, old networks to support hypotheses on asymptotic distributions and observe expected behaviors over a sufficiently long period [8, 27–29].

(Q2) *Methods for measuring and analyzing network properties*, to test agreements between hypothesized mechanisms and data. Challenges include robust techniques [4, 10, 13, 14, 17, 28, 29] to infer the characteris-

tics of the distributions or attachment rules, while considering finite-size effects and scale invariance hypothesis [9, 12, 26], noise [15], outliers [18], and persistent initial conditions impact in distribution tails [11].

(Q3) *Potential changes in evolution rules*. Some networks studied over 20 years show changes in associated minimal model parameters, such as an increasing number of edges per node [7, 16, 21]. More generally, the evolution of the model itself must be considered, including shifts between different preferential attachment rules [13] or competitions between coexisting models [4], which likely result in transient phenomena [5] and further complicate these studies.

We propose a methodology applicable to real-world growing networks, represented as directed or undirected graphs with various node types and native or non-native temporal information on their apparition time. This approach can be tailored to act as a reusable toolbox that promotes best practices, enhances reproducibility, minimizes biases, and facilitates result comparison.

Applying this method to a very large network observed over several decades, we study the network’s growth properties within a general framework, under minimal assumptions about the underlying evolution rules.

The study of nodes with native temporal attributes shows how topological partitioning based on out-degree distributions reveals changes in evolution rules (Q3), linked to shifts in practices, such as the adoption of *git* in developer communities. While identifying the transition between growth regimes is straightforward after partitioning, out-degree and in-degree distribution analysis shows a highly irregular pattern, partly due to “outlier” events impacting observed characteristics (Q2).

Analyzing subgraphs of specific software projects (e.g., Linux, PHP composer) uncovers competing growth mechanisms (Q1) at the global level, indicating that a full

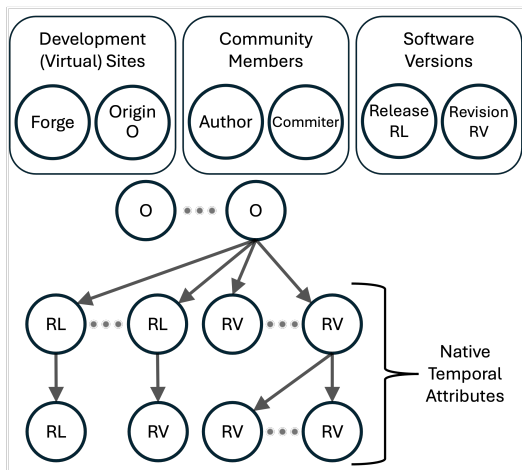


FIG. 1. Graph representation of the SWH network, where nodes represent software versions (*releases/visions*) and artifacts produced by projects across various *origins/forges*. Developers can act as *authors* and/or *committers* within these projects. Release and revision nodes include native temporal attributes linked to committer or author dates. Edge directions follows multilayer rules, and may depend on nodes’ intrinsic identifiers.

description of evolution rules must include nodes without native temporal attributes. A derived graph with temporal attributes for each node is obtained by temporalizing the “upper” layer, including *origin* nodes, combined with parametric topological partitioning.

This approach uncovers a global “bow-tie like” structure, offering preliminary insight into the network’s global dynamics at scale of open-source communities, and enables a discussion of the “microscopic” growth rules in the derived graph—such as edge creation, inheritance, and aging—and explores how these factors contribute to the emergence or not of scale-invariant properties, aligning with minimal models.

However, this study remains preliminary and limited in scope with regard to this particular network. All Python scripts and intermediate figures for reproducing the study starting from the raw dataset available publicly, are available on author’s github page, and will be referred here as *Supplemental Material* (SM).

We now briefly describe the *SWH* dataset used in this study: Fig. 1 represents a simplified version of the graph extracted from the Software Heritage project [2], which collects software release source codes from open source communities. The main nodes are snapshots of software source code, including subtypes *RV* for *revisions* and *RL* for *releases*, each uniquely identified by an intrinsic identifier. The edges between them represent ancestor/descendant relationships, tracking the previous version(s) from which each version derives. Other nodes represent the locations of the open source project origins *O*, which can be found on some public forges (e.g. *github.com* or *gitlab.com*).

The results we present here are based on an extraction

timestamped March 23, 2021 [1], which we will refer to as the *initial dataset*. It includes nearly $\sim 10^{10}$ nodes (including approximately $2 \cdot 10^9$ software releases and revisions, and around $\sim 130 \cdot 10^6$ origins; see RP for details). The very large size of this network, makes this corpus a good candidate for studying its dynamical properties, thus avoiding some of the limitations typically encountered with the much smaller networks usually studied.

In this network, temporal information is found in software versions (*RV* and *RL* nodes) through one timestamp corresponding to the *commit* date of the version (i.e., the date when it was made available to the other developers of the project via the project’s source code version management tool), and possibly a second timestamp associated with the author’s commit date if author differs from the committer. For more details, refer to the first large-scale study of this dataset [24, 25], and a discussion on suitable graph representations for analyzing intrinsic properties at scale [20].

Initially, we focus on the subgraph of natively temporalized nodes, then extend to the entire graph.

In most minimal models, an implicit temporal variable can be derived from the order in which new nodes appear, as nodes are often added sequentially. However, this timescale does not always align with the native temporal scale of attributes for nodes and edges when such attributes exist, nor is it always the most relevant timescale for studying the evolution rules of real-world networks.

Fig. 2 shows that the number of new nodes and edges added each month follows distinct patterns, with a constant rate of new *RL* nodes per month starting in early 2014, while the number of new *RV* nodes and *RV > RV* edges continues to increase exponentially beyond this date. But, partitioning *RV* nodes by their out-degrees reveals distinct growth regimes (Fig. 3), the last of which aligns with the minimal model’s assumption of a constant (average) number of new *RV > RV* edges per new *RV* node starting from early 2014, and is similar to what is observed for *RL* nodes and *RL > RV* edges (Fig. 2).

Studying in-degree distributions requires selecting a date when transient effects dissipate, such as 1/1/2019, sufficiently distant from the 2014 rule change and 2018 anomalies (Fig.2). In-degree distributions of *RV* nodes can often be analyzed focusing on marginal distributions of *O*, *RL*, and *RV* source nodes. In cases with reliable temporal information, observing the distribution evolution over time, particularly during 2014-2020 in this study, becomes crucial. Fig.4 shows regular *RV > RV* distribution growth over a 40-year period, though major events occasionally influence the tails.

Case-by-case analysis within the subgraph associated to *RV* nodes with the highest number of incoming edges suggests the existence of at least two distinct growth mechanisms, referred to as “internal” and “external”. The *internal* mechanism is related to the use of dis-

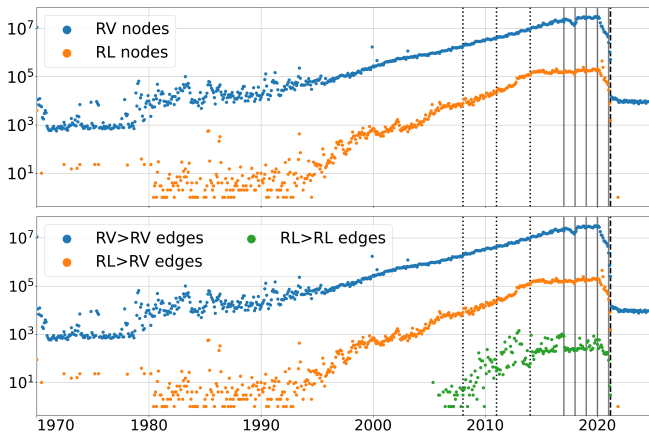


FIG. 2. New nodes (TOP) and edges (BOTTOM) per month by type (*RV*: revision, *RL*: release) from 1970 to 2030 in the SWH dataset (exported March 2021, dashed line). Exponential growth is noted, except for *RL* nodes, and associated edges, with a constant rate since early 2014 (third dotted line). Existence of *RL* > *RL* edges align with the adoption of *git* and the launch of *github.com* in 2008 (first dotted line). Plain vertical lines indicate January 1st of each year from 2017 to 2021. Anomalies at the end of 2017 and 15 months before export, suggest bias due to SWH crawling policies. Post-export nodes highlight temporal data issues (see SM).

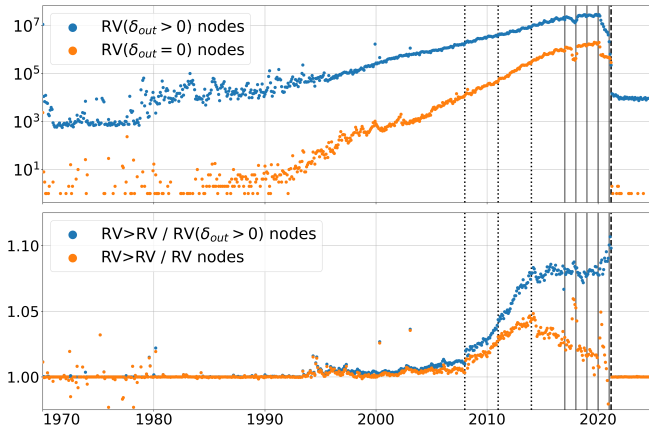


FIG. 3. (TOP) Number of new *RV* nodes and *RV* > *RV* edges per month, distinguishing nodes with outgoing edges $\delta_{out} > 0$ and without $\delta_{out} = 0$. (BOTTOM) Rate comparison of new edges per (all) new *RV* node (orange) and restricting to nodes with $\delta_{out} > 0$ (blue). This partitioning reveals an exponential growth from the mid 2000s to 2013, followed by a constant rate from 2014, which aligns with the rate of new *RL* > *RV* edges (Fig. 2, orange) but not *RV* > *RV* edges (Fig. 2, blue). The post-2014 decrease in *RV* > *RV*/*RV* rate reflects faster growth in *RV* nodes without outgoing edges ($\delta_{out} = 0$) compared to those with at least one outgoing edge.

tributed version control tools, depends on the size of the teams involved in project development, as well as the maturity of the projects. The *external* mechanism corresponds to the creation of new origin nodes akin to “forks” the project, where the goal, for at least some of them, is not to create a new project but rather a personalized

version of this project. This highlights a specific mode of distributing dependencies, which can sometimes result in misuse (see SM).

Thus, some mechanisms depend on the project’s nature, making it necessary not to limit the study to the natively temporalized layer including *RV* and *RL* nodes, but also to consider *O* nodes to analyze the overall network dynamics. This can be done propagating temporal information to nodes that do not natively have this information [24]. For nodes in a DAG downstream of temporalized nodes, a temporal election principle can be applied [22, 23]. For upstream nodes, temporal partitioning allows constructing a derived graph where temporal attributes of the upstream node are assigned based on native temporal attributes of partitioned downstream nodes

We then introduce a *derived growing network* by temporalizing all nodes in the network and defining aggregated links according to the existing directed paths (See SM). Applied to the *initial dataset*, we obtain a derived network linking the *O* nodes together (noted $O - (RV/RL) - O$). It contains 139,524,533 nodes and 80,734,013 edges, and can now be studied using the same methodology.

Fig. 4 shows the in-degree and out-degree distributions for both the *RV* > *RV* subgraph and the derived $O - (RV/RL) - O$ graph, which exhibits much more regular distributions with fewer outliers, and suggest heavy-tailed distributions. Under the assumption of the existence of a scale-invariant regime characterized by a distribution “tail” following a parametric power law [9], the scaling factors measured are also more regular, suggesting transitions between different regimes over time.

To generalize the topological partitioning introduced while studying the *RV* - *RV* subnetwork, we introduce a classification based on the topological properties of the $O - (RV/RL) - O$ derived growing network. In this classification, each node is characterized by the number of incoming degrees T , the number of outgoing degrees S , and a boolean L which equals 1 if it links to itself, and 0 otherwise. Self-loops exist for origin nodes that have one or more *RV/RL* nodes after partitioning. To limit the number of distinct categories (that may correspond to different evolution rules), we also introduce the *classification depth* δ_m , which corresponds to the maximum value of T and S used to define categories and partition the origin nodes. Each origin is then assigned a type in the derived network, noted as $O : TSL(\delta_m)$ (or simply *TSL* when not ambiguous), corresponding to the values $\min(T, \delta_m)$, $\min(S, \delta_m)$, and L .

At the first “order” (namely $\delta_m = 1$), this classification allows us to display the “bow-tie-like” graph representation of this $O - (RV/RL) - O$ derived growing network (Fig. 5). Strictly speaking, the bow-tie representation is built focusing on the existence of a Giant Strongly Connected Component [7]. Cycles do not exist in the original (DAG) network but may exist in the

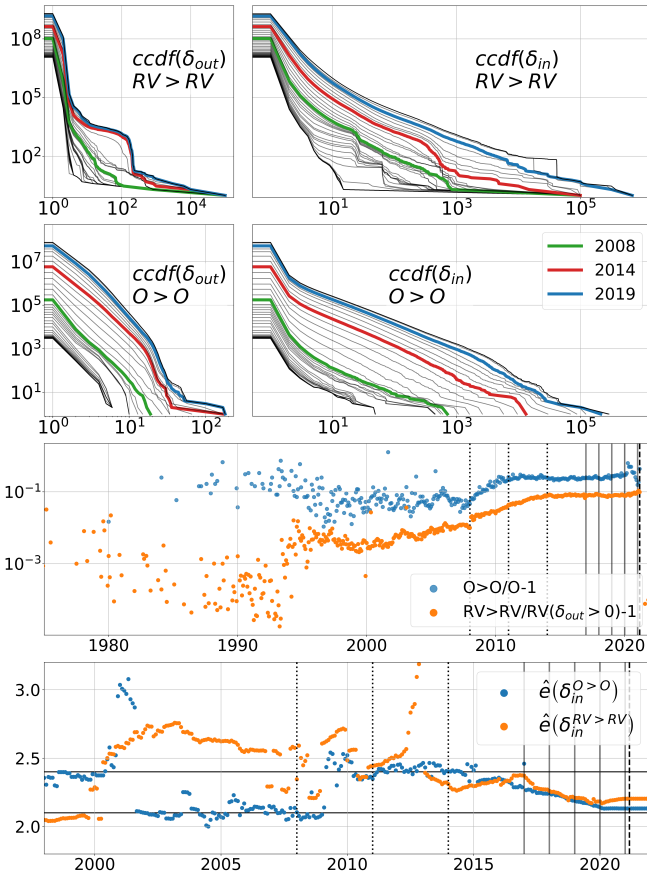


FIG. 4. Complementary cumulative distribution function (CCDF) of outgoing degrees (UPPER LEFT) and incoming degrees (UPPER RIGHT) over time for RV nodes (limited to $RV > RV$ edges) and O nodes of the $O - (RV/RL) - O$ graph. Distributions for January 1st of 2008, 2014, and 2019 are shown in different colors. The ratio of new edges to new nodes (MIDDLE) indicates regime changes in 2008, around 2011, and from 2014 onward. Derived network distributions are more regular and less influenced by outliers, improving the estimate of the power law exponent $\hat{e}(\delta_{in})$ (BOTTOM) according to steps 1 and 2 proposed by Clauset et al. [9], which assumes a distribution “tail” belonging to the parametric family $DF(\delta) \propto \delta^{-e}$.

derived growing network, depending on the partitioning strategy and whether or not the time arrow is used to define edge directions, between nodes with one or more outgoing and incoming edges. This corresponds to TSL nodes classified as 111 and explains the reference to the bow-tie-like representation.

This classification used to perform a systematic study of the evolution rules, shows that the degree distributions of the global $O - (RV/RL) - O$ graph are dominated by $011 > (111, 101)$ edges, hiding part of the mechanisms at play. It highlights that the observed transition in the derived network around 2009 should, first and foremost, be interpreted as a transient phenomenon following the emergence of new “types” 011 and 111 which are directly associated with a change in practices within the

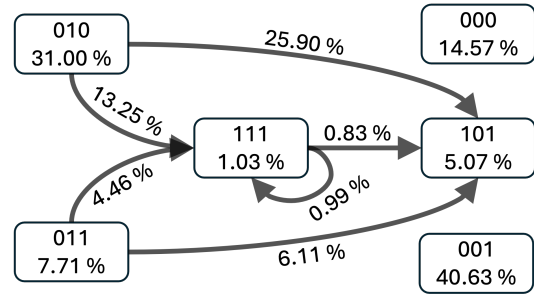


FIG. 5. Bow-tie-like structure representation of the $O - (RV/RL) - O$ derived growing network. Edge weights take self-loops into account.

real-world system, and subsequently in terms of “microscopic” growth rules and TSL types.

Even if previous (static) studies on the size distributions of connected components in the system studied here revealed non-trivial multi-scale aggregation mechanisms [19, 20], supporting emergence of structures of any size in the network, and therefore, supporting existence of scale-free regime, aging mechanisms, such as technological obsolescence, challenge linear preferential attachment rules and is enough to predict a (long term ?) transition to a non-scale-free regime according to minimal models (See SM for discussion about edge inheritance rule, and mesure of scale-free parameter).

The temporal partitioning strategy is not unique, and may introduce biases affecting the results. For instance, the one used is not causal, as it considers the size of origin nodes based on the number of reachable RV nodes at a given time close to the dataset’s extraction date. Consequently, later exports with additional RV , RL , and O nodes may produce a derived network where previous edges are not guaranteed to persist. Additionally, this partitioning partially masks aging effects by favoring forked projects (e.g., *LibreOffice* over *OpenOffice*) with more incoming edges and greater current size than their original counterparts, making it premature to assess their effects. Another limitation relates to the distributions of origin sizes used in the partitioning which shows not trivial heavy-tail characteristics [24] (and SM). Consequently, robustness of observed topological properties or evolution rules must be challenged checking they persist across different partitioning strategies and, ideally, also with causal temporal partitionings.

Regarding the studied system, even though the results remain preliminary, this methodology provides valuable insights into the mechanisms at work within open-source communities, viewed as a complex system through the network of artifacts they produce. The proposed methodological framework is designed to evolve, incorporating tools for improved comparisons with minimal models, including quantitative studies of competing mechanisms and the inference of parametric and non parametric preferential attachment rules.

-
- [1] Software heritage graph dataset. <https://registry.opendata.aws/software-heritage>. Accessed: 2024-06-26.
- [2] Jean-François Abramatic, Roberto Di Cosmo, and Stefano Zacchiroli. Building the universal archive of source code. *Communications of the ACM*, 61(10):29–31, September 2018.
- [3] Réka Albert and Albert-László Barabási. Statistical mechanics of complex networks. *Reviews of Modern Physics*, 74(1):47–97, January 2002. Publisher: American Physical Society.
- [4] Naomi A. Arnold, Raul J. Mondragón, and Richard G. Clegg. Likelihood-based approach to discriminate mixtures of network models that vary in time. *Scientific Reports*, 11(1):5205, March 2021. Number: 1 Publisher: Nature Publishing Group.
- [5] A. L. Barabási, H. Jeong, Z. Néda, E. Ravasz, A. Schubert, and T. Vicsek. Evolution of the social network of scientific collaborations. *Physica A: Statistical Mechanics and its Applications*, 311(3):590–614, August 2002.
- [6] G. Bianconi and A.-L. Barabási. Competition and multiscaling in evolving networks. *EPL (Europhysics Letters)*, 54(4):436, May 2001. Publisher: IOP Publishing.
- [7] Andrei Broder, Ravi Kumar, Farzin Maghoul, Prabhakar Raghavan, Sridhar Rajagopalan, Raymie Stata, Andrew Tomkins, and Janet Wiener. Graph structure in the Web. *Computer Networks*, 33(1):309–320, June 2000.
- [8] Anna D. Broido and Aaron Clauset. Scale-free networks are rare. *Nature Communications*, 10(1):1017, March 2019. Number: 1 Publisher: Nature Publishing Group.
- [9] Aaron Clauset, Cosma Rohilla Shalizi, and M. E. J. Newman. Power-Law Distributions in Empirical Data. *SIAM Review*, 51(4):661–703, November 2009.
- [10] Tamar? Dimitrova, Kristijan Petrovski, and Ljupcho Kocarev. Graphlets in Multiplex Networks. *Scientific Reports*, 10(1):1928, February 2020. Number: 1 Publisher: Nature Publishing Group.
- [11] S. N. Dorogovtsev, J. F. Mendes, and A. N. Samukhin. Structure of growing networks with preferential linking. *Physical Review Letters*, 85(21):4633–4636, November 2000.
- [12] S. N. Dorogovtsev, J. F. F. Mendes, and A. N. Samukhin. Size-dependent degree distribution of a scale-free growing network. *Physical Review E*, 63(6):062101, May 2001. Publisher: American Physical Society.
- [13] Max Falkenberg, Jong-Hyeok Lee, Shun-ichi Amano, Ken-ichiro Ogawa, Kazuo Yano, Yoshihiro Miyake, Tim S. Evans, and Kim Christensen. Identifying time dependence in network growth. *Physical Review Research*, 2(2):023352, June 2020. Publisher: American Physical Society.
- [14] Masaaki Inoue, Thong Pham, and Hidetoshi Shimodaira. Joint estimation of non-parametric transitivity and preferential attachment functions in scientific co-authorship networks. *Journal of Informetrics*, 14(3):101042, August 2020.
- [15] Andrew J. Kavran and Aaron Clauset. Denoising large-scale biological data using network filters. *BMC Bioinformatics*, 22(1):157, March 2021.
- [16] Robert Meusel, Sebastiano Vigna, Oliver Lehmborg, and Christian Bizer. Graph structure in the web — revisited: a trick of the heavy tail. In *Proceedings of the 23rd International Conference on World Wide Web, WWW '14 Companion*, pages 427–432, New York, NY, USA, April 2014. Association for Computing Machinery.
- [17] Thong Pham, Paul Sheridan, and Hidetoshi Shimodaira. PAFit: A Statistical Method for Measuring Preferential Attachment in Temporal Complex Networks. *PLOS ONE*, 10(9):e0137796, September 2015. Publisher: Public Library of Science.
- [18] Antoine Pietri, Guillaume Rousseau, and Stefano Zacchiroli. Determining the Intrinsic Structure of Public Software Development History. In *Proceedings of the 17th International Conference on Mining Software Repositories, MSR '20*, pages 602–605, New York, NY, USA, June 2020. Association for Computing Machinery.
- [19] Antoine Pietri, Guillaume Rousseau, and Stefano Zacchiroli. Forking Without Clicking: on How to Identify Software Repository Forks. In *Proceedings of the 17th International Conference on Mining Software Repositories, MSR '20*, pages 277–287, New York, NY, USA, June 2020. Association for Computing Machinery.
- [20] Antoine Pietri, Guillaume Rousseau, and Stefano Zacchiroli. Determining the intrinsic structure of public software development history: an exploratory study. *EMSE*, submitted.
- [21] Sidney Redner. Citation Statistics from 110 Years of Physical Review. *Physics Today*, 58(6):49–54, June 2005. Publisher: American Institute of Physics.
- [22] Guillaume Rousseau. Computer Device for the Time-Based Management of Digital Documents, February 2011.
- [23] Guillaume Rousseau and Maxime Biais. Computer Tool for Managing Digital Documents, February 2010. CIB: G06F17/30; G06F21/10; G06F21/64.
- [24] Guillaume Rousseau, Roberto Di Cosmo, and Stefano Zacchiroli. Software provenance tracking at the scale of public source code. *Empir. Softw. Eng.*, 25(4):2930–2959, 2020.
- [25] Guillaume Rousseau, Roberto Di Cosmo, and Stefano Zacchiroli. Growth and Duplication of Public Source Code over Time: Provenance Tracking at Scale. *arXiv:1906.08076 [cs]*, June 2019. arXiv: 1906.08076.
- [26] Matteo Serafino, Giulio Cimini, Amos Maritan, Andrea Rinaldo, Samir Suweis, Jayanth R. Banavar, and Guido Caldarelli. True scale-free networks hidden by finite size effects. *Proceedings of the National Academy of Sciences*, 118(2):e2013825118, January 2021.
- [27] Paul Sheridan and Taku Onodera. A Preferential Attachment Paradox: How Preferential Attachment Combines with Growth to Produce Networks with Log-normal In-degree Distributions. *Scientific Reports*, 8(1):2811, February 2018. Number: 1 Publisher: Nature Publishing Group.
- [28] Pim van der Hoorn, Ivan Voitalov, Remco van der Hofstad, and Dmitri V. Krioukov. Problems with classification, hypothesis testing, and estimator convergence in the analysis of degree distributions in networks. *CoRR*, abs/2003.14012, 2020.
- [29] Ivan Voitalov, Pim van der Hoorn, Remco van der Hofstad, and Dmitri Krioukov. Scale-free networks well done. *Physical Review Research*, 1(3):033034, October 2019. Publisher: American Physical Society.