

Unpolarized prethermal discrete time crystal

Takeru Yokota^{1,*} and Tatsuhiko N. Ikeda^{1,†}

¹*RIKEN Center for Quantum Computing, Wako, Saitama 351-0198, Japan*

(Dated: January 17, 2025)

Prethermal discrete time crystals (DTCs) are a class of nonequilibrium phases of matter that exhibit robust subharmonic responses to periodic driving without requiring disorder. Prior realizations of prethermal DTCs have relied on the presence of either spontaneous or induced finite polarization. Here, we introduce a new class of prethermal DTCs termed unpolarized prethermal discrete time crystals (UPDTCs) that do not require finite polarization. By studying a spin model of periodically driven trapped ions, we show that robust period-doubled dynamics can persist in the autocorrelation function of the staggered magnetization for paramagnetic initial states, even when the staggered magnetization itself vanishes. The key insight is that quantum fluctuations alone are sufficient to reveal coherent DTC-like dynamics. We demonstrate that UPDTCs are exponentially long-lived in the high-frequency driving regime, consistent with Floquet prethermalization. Our results expand the known phenomenology of prethermal time crystals and underscore the role of quantum effects in stabilizing novel nonequilibrium phases. We propose an experimental protocol to observe UPDTCs in trapped-ion simulators.

Introduction.— Time crystals have attracted tremendous interest in recent years as a novel form of nonequilibrium quantum matter that spontaneously breaks time translation symmetry [1–5]. In periodically driven or Floquet systems [6–10], discrete time crystals (DTCs) can emerge, characterized by observables that oscillate at a longer period than the driving period [11–13]. However, isolated driven many-body systems generically heat up to infinite temperature [14–16], destroying the DTC phase. To stabilize DTCs, robust mechanisms like many-body localization (MBL) [12, 17] and Floquet prethermalization [13, 18, 19] have been employed to prevent thermalization on experimentally relevant timescales (see also, e.g., Refs. [20–33] for other mechanisms).

Prethermal discrete time crystals (PDTCs) have emerged as a particularly promising platform for realizing long-lived time crystalline order without requiring localization. In a PDTC, periodic driving is applied at high frequency such that the system prethermalizes to a metastable state instead of fully thermalizing. Two main mechanisms for PDTCs have been established. One relies on spontaneous symmetry breaking (SSB) in the prethermal Hamiltonian, leading to robust period doubling for initial states that break a \mathbb{Z}_2 symmetry [13]. The other leverages prethermalization without symmetry breaking, stabilizing DTC order for U(1) symmetric initial states under strong longitudinal fields that enforce longitudinal magnetization [34, 35].

However, these PDTC phases proposed thus far have both relied on an oscillating polarization (uniform or staggered) to diagnose the time crystalline behavior. The underlying physics can be intuitively understood in terms of precession of classical spin vectors. An open question remains whether PDTCs can exist without polarization, i.e. for quantum paramagnetic states that do not break any symmetries and have no net magnetization. Realizing such phases would expand the known phenomenology

of prethermal time crystals.

In this Letter, we predict the existence of a new class of PDTCs without any polarization, which we term unpolarized prethermal discrete time crystals (UPDTCs). We show that robust time crystalline signatures can emerge in the autocorrelation function of the staggered magnetization for paramagnetic initial states governed by a prethermal transverse-field Ising Hamiltonian. The key insight is that quantum fluctuations in the magnetization can reveal DTC-like dynamics even when its expectation value vanishes. Our results establish UPDTCs as a qualitatively distinct incarnation of prethermal time crystals, arising from genuine quantum effects without a classical counterpart. Experimentally observing this phase would further enrich the landscape of nonequilibrium phases of matter.

Problem setting.—Inspired by the setups implemented in ion trap experiments [19], we consider an L -site spin-1/2 chain with long-range interactions periodically driven by π -pulses around the y -axis with period T . The time evolution of a state $|\psi\rangle$ over a duration nT ($n \in \mathbb{Z}_{\geq 0}$) is described by $U(nT)|\psi\rangle$, where $U(nT) \equiv (U_2U_1)^n$ and

$$U_1 = e^{-iT(\sum_{i<j}^L J_{ij}\sigma_i^x\sigma_j^x + B_y\sum_{i=1}^L\sigma_i^y + B_z\sum_{i=1}^L\sigma_i^z)}, \quad (1)$$

$$U_2 = P_\pi^{(y)} = e^{-i\frac{\pi}{2}\sum_{i=1}^L\sigma_i^y}. \quad (2)$$

Here, B_y and B_z represent the applied transverse magnetic fields, and the interactions are defined as antiferromagnetic with $J_{ij} = J_0/|i-j|$ ($J_0 > 0$). We assume that U_2 is applied instantaneously and the physical time during U_2U_1 is T , so we call T and $2\pi/T$ the driving period and frequency, respectively. We fix $L = 21$ and $B_z/J_0 = 1$ unless stated otherwise. Our setup is illustrated in Fig. 1(a).

Before studying DTC-like behaviors, we discuss its approximate effective dynamics when T is small. To average out the effect of U_2 , we consider the effective Hamiltonian over the two periods, $H_{\text{eff}} = \frac{i}{2T} \ln(U_2U_1U_2U_1)$. At

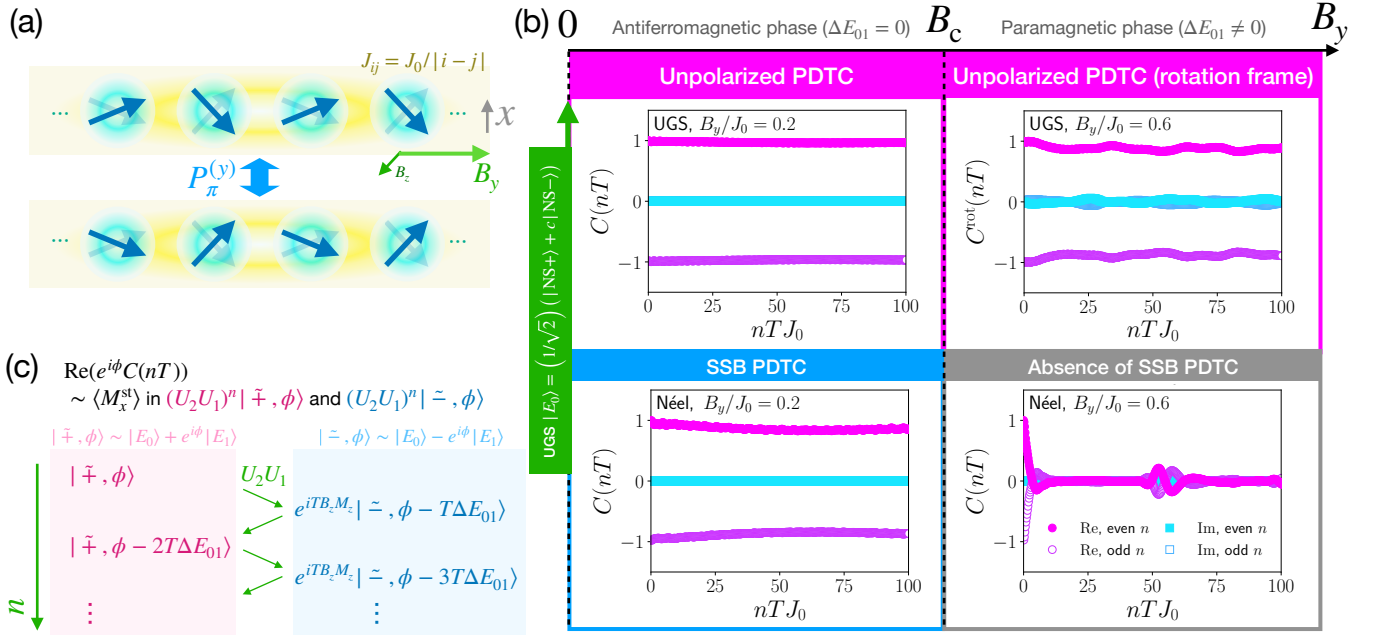


FIG. 1. Setup and main results. (a) Illustration of our model. The direction of spin fluctuations along the x -axis changes with π -pulses, as captured by the autocorrelation function $C(nT)$. (b) Results of $C(nT)$ for the UGS $|E_0\rangle$ and Néel state $|NS+\rangle$ at $B_y/J_0 = 0.2$ (antiferromagnetic phase) and $B_y/J_0 = 0.6$ (paramagnetic phase) with $TJ_0 = 0.1$, along with the corresponding signal types. (c) Illustration of the time evolution of $|\pm, \phi\rangle$, whose staggered magnetization determines $C(nT)$. Here we used $U_1 \approx e^{-iT H_{\text{eff}}^{(0)}} e^{-iT B_z M_z}$ with $M_z \equiv \sum_{i=1}^L \sigma_i^z$.

the lowest order of the series expansion for T (i.e., the high-frequency expansion [8]), H_{eff} corresponds to the transverse-field Ising model:

$$H_{\text{eff}} = \sum_{i<j}^L J_{ij} \sigma_i^x \sigma_j^x + B_y \sum_{i=1}^L \sigma_i^y + O(T). \quad (3)$$

To represent the leading terms, we introduce the notation $H_{\text{eff}}^{(0)} = \sum_{i<j}^L J_{ij} \sigma_i^x \sigma_j^x + B_y \sum_{i=1}^L \sigma_i^y$, and denote its eigenenergies and eigenstates as $H_{\text{eff}}^{(0)} |E_k\rangle = E_k |E_k\rangle$ ($k = 0, 1, \dots$). The (leading-order) effective Hamiltonian $H_{\text{eff}}^{(0)}$ is known [36] to undergo an antiferromagnetic transition in the $L \rightarrow \infty$ limit at $B_y = B_c$, which corresponds to $B_c/J_0 = 0.52 \pm 0.01$ [37]. For $B_y > B_c$, the ground state is paramagnetic and symmetric, whereas the \mathbb{Z}_2 symmetry, $[P_\pi^{(y)}, H_{\text{eff}}^{(0)}] = 0$, is broken for $B_y < B_c$, and there are a pair of degenerate Néel-like ground states. At finite L , however, the ground state $|E_0\rangle$ is always symmetric and unpolarized. We call this symmetric $|E_0\rangle$ the unpolarized ground state (UGS).

Within the two periods, this model expectedly accommodates an SSB PDTC for $B_y < B_c$. Let us imagine we prepare one of the Néel-like states and let it evolve under alternate unitaries U_1 and U_2 . The state is nearly unchanged through U_1 , whereas U_2 transforms it into the other Néel-like state. Consequently, alternate sign changes appear in the nonzero expectation value $\langle M_x^{\text{st}} \rangle \neq$

0 for the staggered magnetization $M_x^{\text{st}} = \sum_{i=1}^L (-1)^{i-1} \sigma_i^x$ at the doubled period $2T$. This intuition might lead us to anticipate that, either without SSB ($B_y > B_c$) or without the use of symmetry-broken states, DTC-like signals would disappear. This is indeed true as long as we only observe the staggered magnetization. However, we will show below that DTC-like signals are hidden in its autocorrelation function even without SSB or symmetry-broken states.

UPDTC in autocorrelation.—To uncover the DTC-like signal without polarization, we look into the (normalized) stroboscopic autocorrelation function of M_x^{st} ,

$$C(nT) = \frac{1}{\mathcal{N}^2} \langle M_x^{\text{st}}(nT) M_x^{\text{st}} \rangle_\psi, \quad (4)$$

where $M_x^{\text{st}}(nT) = U(nT)^\dagger M_x^{\text{st}} U(nT)$, $\mathcal{N} = C(0)^{1/2} = \sqrt{\langle (M_x^{\text{st}})^2 \rangle_\psi}$, and $\langle \dots \rangle_\psi$ denotes the expectation value for the initial state $|\psi\rangle$ (see Ref. [37] for methods). We will show how to measure this quantity later in this Letter. For comparison, we also perform the computation for the Néel state, which is expected to exhibit SSB PDTC. We use $|NS+\rangle = |+\rangle_1 \otimes |-\rangle_2 \otimes |+\rangle_3 \dots$, where $|+\rangle_i$ ($|-\rangle_i$) represents the spin at site i pointing in the positive (negative) x -direction, as the Néel state. The other Néel state, $|NS-\rangle = |-\rangle_1 \otimes |+\rangle_2 \otimes |-\rangle_3 \dots$, behaves similarly.

Our main result, carefully identified below, is stated as

$$C(nT) \approx (-1)^n e^{-in\Omega T} f(n) \quad \text{for } |\psi\rangle = |E_0\rangle, \quad (5)$$

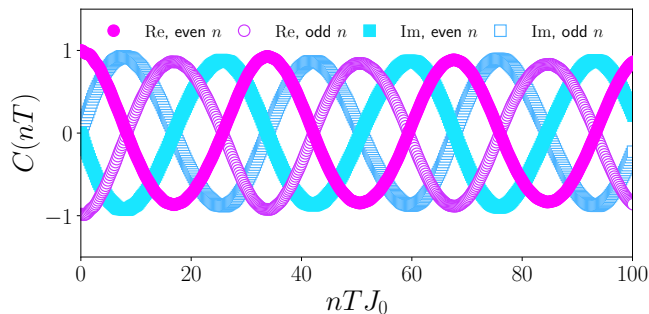


FIG. 2. Real and imaginary parts of $C(nT)$ of the UGS at $TJ_0 = 0.1$ and $B_y/J_0 = 0.6$.

where Ω is real and $f(n)$ is a slowly decaying nonnegative function with $f(0) = 1$. Since the sinusoidal factor $e^{-in\Omega T}$ can be eliminated in an appropriate rotating frame

$$C^{\text{rot}}(nT) \equiv e^{i\Omega nT} C(nT) \approx (-1)^n f(n) \quad (6)$$

that coincides with the DTC signal, we call the behavior (5) to be DTC-like. Remarkably, Eq. (5) holds even in the paramagnetic phase, where the Néel state no longer shows DTC-like behaviors. We emphasize again that the UGS is not polarized, and the DTC-like behavior (5) is not derived from previously known mechanisms.

Early-time dynamics.—We first focus on the early stages of evolution and verify the main claim (5). There $f(n) \approx 1$, and we expect $C(nT) \approx (-1)^n e^{-in\Omega T}$. In the antiferromagnetic phase, the autocorrelation $C(nT)$ exhibits DTC behaviors for both initial states, the UGS and a Néel state. The left panels of Fig. 1(b) show $C(nT)$ for each state at $B_y/J_0 = 0.2 < B_c/J_0$ and $TJ_0 = 0.1$. As a magnetically ordered state is favored as the low-energy state in the antiferromagnetic phase, the Néel state exhibits SSB PDTC. Meanwhile, although the UGS is defined as the ground state invariant under $P_\pi^{(y)}$, it also displays DTC signals through $C(nT)$, as shown in the upper-left panel, meaning the emergence of the UPDTC with $\Omega = 0$.

In the paramagnetic phase, in contrast, only the UGS shows DTC-like signals with $\Omega \neq 0$ while Néel states lose such signals as expected. Figure 2 shows the results for $C(nT)$ of the UGS at $TJ_0 = 0.1$ and $B_y/J_0 = 0.6 > B_c/J_0$. On top of the sign-flip behavior $(-1)^n$, we observe slower sinusoidal envelopes given by $e^{-in\Omega T}$. If so, in the rotating frame with a well-chosen frequency Ω , the DTC behavior $(-1)^n$ can be extracted. This is indeed true as shown in the upper-right panel of Fig. 1(b). There, Ω is determined as the average phase change per step in $C(nT)$, calculated as $\Omega = -\frac{1}{TN_t} \sum_{n=0}^{N_t-1} \arg\left(-\frac{C((n+1)T)}{C(nT)}\right)$, with the total number of time-evolution steps N_t (we will theoretically identify Ω below). This demonstrates that the UPDTC re-

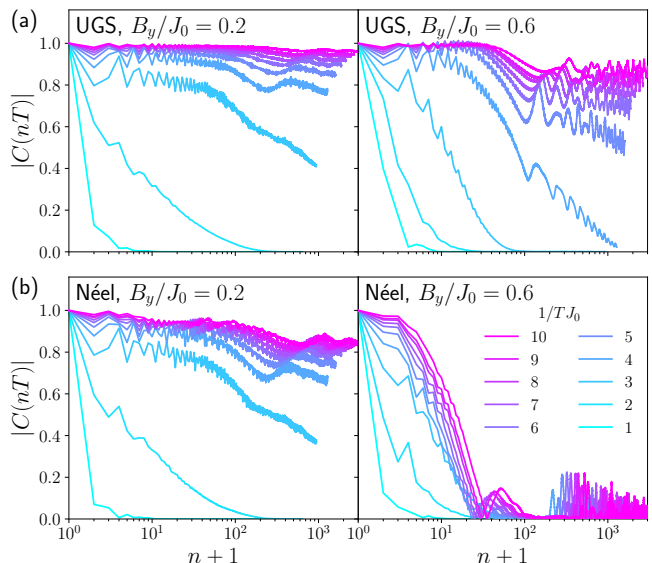


FIG. 3. Time profile of $|C(nT)|$ at various driving frequencies $1/TJ_0$ for (a) the UGS and (b) the Néel state $|NS+\rangle$ in $0 \leq n \leq 300/TJ_0$. For each state, results are shown for $B_y/J_0 = 0.2$ (antiferromagnetic phase) and $B_y/J_0 = 0.6$ (paramagnetic phase).

mains a stable signal in both the antiferromagnetic and paramagnetic phases, provided a phase-rotating frame is introduced. This contrasts with the Néel state, whose $C(nT)$ at $B_y/J_0 = 0.6$ and $TJ_0 = 0.1$, shown in the lower-right panel of Fig. 1(b), exhibits rapid initial signal decay. While signals are detected even after the initial decay, they are short-lived and lack the order characteristic of DTCs.

Notably, the initial signal's decay of the Néel state has also been observed experimentally [19], where the measured quantity aligns with $C(nT)$ of the Néel state. The experimental setup resembles our model with $B_z/J_0 = 0.6$ and $B_y/J_0 = 1.5$, where the effective Hamiltonian ground state is expected to exhibit paramagnetism. Our finding asserts that, even in such a paramagnetic regime, the DTC-like signal could be uncovered if the UGS is prepared and the autocorrelation is measured.

Late-time dynamics.—Let us now focus on $f(n) \approx |C(nT)|$ in Eq. (5) representing the late-time dynamics. Specifically, we examine whether the signal exhibited by the UGS follows Floquet prethermalization, where increasing the driving frequency prevents thermalization to infinite temperature due to periodic driving, thereby exponentially extending the signal's lifetime [38–42]. Studies of the kicked Ising model [43] suggest that, for sufficiently short driving periods, the ground state of the effective Hamiltonian is robust against thermalization. According to this mechanism, Floquet prethermalization is expected to occur for the UGS, regardless of the phase exhibited by the effective Hamiltonian. From Fig. 3(a),

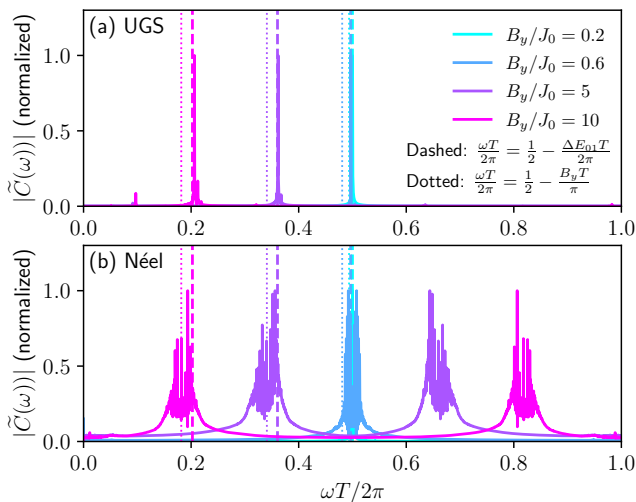


FIG. 4. The magnitude spectra $|\tilde{C}(\omega)|$ for various B_y and $TJ_0 = 0.1$ in (a) the UGS and (b) the Néel state $|\text{NS}+\rangle$. The signal for each B_y is normalized by the maximum value $\max_{\omega} |\tilde{C}(\omega)|$. The results are calculated from $C(nT)$ within the range $0 \leq n \leq 3200$. Vertical dashed (dotted) lines are drawn at $\omega T/2\pi = 1/2 - T\Delta E_{01}/2\pi$ ($\omega T/2\pi = 1/2 - B_y T/\pi$) for each B_y . Solid, dashed, and dotted lines of the same color correspond to results for the same B_y .

it is evident that the exponential prolongation of the signal lifetime for increasing $1/T$ is realized not only in the antiferromagnetic phase but also in the paramagnetic phase. This contrasts with the Néel state case shown in Fig. 3(b), where the increase in the initial signal's lifetime ceases immediately upon entering the paramagnetic phase, resulting in the absence of the SSB PDTTC observed in Fig. 1(b).

Sinusoidal oscillation.—Let us finally investigate the remaining piece $e^{-in\Omega T}$ in our main result (5). Since $\Omega = 0$ in the antiferromagnetic phase, we examine how Ω varies when B_y increases to go deeper in the paramagnetic phase. An important observation is

$$\Omega \approx \Delta E_{01}. \quad (7)$$

In Fig. 2, Ω is given by $\Omega/J_0 = 0.186$, which is close to $\Delta E_{01}/J_0 \equiv (E_1 - E_0)/J_0 = 0.210$. To compare Ω and ΔE_{01} for various B_y , the magnitude spectrum $|\tilde{C}(\omega)|$ for the autocorrelation $C(nT)$ is shown in Fig. 4(a). The spectrum has a single sharp peak in all cases of B_y . For $B_y/J_0 = 0.2$ (antiferromagnetic phase), a peak appears at $\omega = \pi/T$, while for $B_y/J_0 \gtrsim 0.52$ (paramagnetic phase), the peak position shifts away from $\omega = \pi/T$, with the shift giving rise to the phase rotation frequency Ω . Regardless of B_y , the peak position closely matches $\omega = \pi/T - \Delta E_{01}$, as indicated by the dashed vertical line, confirming Eq. (7). Note that the peak position does not coincide with the position $\omega = \pi/T - 2B_y$ indicated by the dotted vertical line. This suggests that the

frequency Ω originates not from the Rabi oscillations seen in a non-interacting system [17] but from the many-body effect ΔE_{01} . Additionally, while there is a slight difference between the peak position and $\omega = \pi/T - \Delta E_{01}$, this is attributed to the use of an approximate effective Hamiltonian, and as T becomes smaller, this discrepancy decreases [37].

The single peak structure in $|\tilde{C}(\omega)|$ for the UGS is in contrast to the Néel state. Figure 4(b) plots $|\tilde{C}(\omega)|$ for the Néel state with the same choices of B_y as for the UGS. In the antiferromagnetic phase ($B_y/J_0 = 0.2$), the Néel state, like the UGS, shows a single peak at $\omega = \pi/T$, which represents the SSB PDTTC. However, in the paramagnetic phase ($B_y/J_0 \gtrsim 0.52$), in contrast to the UGS, the Néel state exhibits a more complex structure with multiple peaks around $\omega = \pi/T \pm \Delta E_{01}$ and $\omega = \pi/T \pm 2B_y$. This indicates that, in the paramagnetic phase, the Néel state is no longer a low-energy state and includes many excited states. Note that the Néel state's $|\tilde{C}(\omega)|$ exhibits a symmetric structure around $\omega = \pi/T$ because $C(nT)$ is real, unlike the UGS.

Origin and interpretation of the DTC-like signal.—We theoretically uncover the origin of the DTC-like behavior (5) without polarization. When T is sufficiently small, the time evolution of the system is well approximated by $e^{-iH_{\text{eff}}^{(0)} nT}$ before Floquet heating matters [40, 41]. Within this approximation, $C(nT)$ can be expressed as [37]

$$C(nT) \approx (-1)^n \sum_{m \geq 1} e^{-inT\Delta E_{0m}} |\langle E_m | E'_0 \rangle|^2, \quad (8)$$

where $\Delta E_{0m} \equiv E_m - E_0$ and

$$|E'_0\rangle = \frac{M_x^{\text{st}} |E_0\rangle}{\|M_x^{\text{st}} |E_0\rangle\|}. \quad (9)$$

Comparing Eq. (8) with our observation of Eqs. (5) and (7), we anticipate that

$$|E'_0\rangle \approx |E_1\rangle \quad (10)$$

is the underlying mechanism. This relation holds exactly in the case of $B_y = 0$. For $B_y = 0$, we can express $|E_0\rangle = (1/\sqrt{2})(|\text{NS}+\rangle + c|\text{NS}-\rangle)$ and $|E_1\rangle = (1/\sqrt{2})(|\text{NS}+\rangle - c|\text{NS}-\rangle)$, where $c = 1$ ($c = i$) for even (odd) L , making Eq. (10) exact. For $B_y = \infty$, the perturbative analysis gives [37]

$$|\langle E_1 | E'_0 \rangle|^2 = \frac{8}{\pi^2} + O(L^{-1}). \quad (11)$$

This is derived from the unperturbed ground state $|E_0^{(0)}\rangle$, which is the fully polarized state with spins aligned in the negative y -axis direction, and the prediction for $|E_1\rangle$:

$$|E_1\rangle \approx \sum_{k=1}^L \frac{(-1)^{k-1}}{\sqrt{L/2}} \sin\left(\frac{\pi}{L}\left(k - \frac{1}{2}\right)\right) \sigma_k^x |E_0^{(0)}\rangle. \quad (12)$$

In between, $0 < B_y < \infty$, exact diagonalization tells us $|\langle E_1 | E'_0 \rangle|^2 > \frac{8}{\pi^2} = 81\%$ over a wide range of B_y irrespective of L [37]. Remarkably, the wave function overlap, and thus the DTC-like signal, does not vanish even as L increases. These observations show that the behavior of Eq. (5) originates from Eq. (10) in our model.

Notably, Eq. (10) poses a duality between the UPDTC and a PDTTC with polarization as follows. To see this, we introduce two notions. First, we define, for some real ϕ , the following generalized Néel states,

$$|\tilde{\pm}, \phi\rangle = \frac{|E_0\rangle \pm e^{i\phi} |E'_0\rangle}{\sqrt{2}} \approx \frac{|E_0\rangle \pm e^{i\phi} |E_1\rangle}{\sqrt{2}}, \quad (13)$$

which have staggered polarization. In fact, $|\tilde{\pm}, \phi\rangle$ is not invariant under $P_\pi^{(y)}$, as shown by the relation $P_\pi^{(y)} |\tilde{\pm}, \phi\rangle = i^L |\tilde{\mp}, \phi\rangle$. For $B_y = 0$, $|\tilde{\pm}, 0\rangle$ coincide with the Néel states. Second, $C(nT)$ is related to the staggered magnetization expectation value as

$$\text{Re}(e^{i\phi} C(nT)) = \frac{\langle M_x^{\text{st}}(nT) \rangle_{\tilde{\pm}, \phi} - \langle M_x^{\text{st}}(nT) \rangle_{\tilde{\mp}, \phi}}{2\mathcal{N}}, \quad (14)$$

where $\langle M_x^{\text{st}}(nT) \rangle_{\tilde{\pm}, \phi} \equiv \langle \tilde{\pm}, \phi | M_x^{\text{st}}(nT) | \tilde{\pm}, \phi \rangle$. These two notions provide the dual picture as summarized in Fig. 1(c): The same DTC-like signal is also obtained by preparing $|\tilde{\pm}, \phi\rangle$ and measuring the staggered magnetization rather than its autocorrelation. In this picture, $|\tilde{\pm}, \phi\rangle$ oscillates back and forth with a period of $2T$, but ϕ shifts by $-2T\Delta E_{01}$ according to the energy difference. We emphasize again that, in our original picture, the state is not polarized, but the DTC-like signal is obtained by measuring the autocorrelation instead of the staggered magnetization.

Experimental proposal.— Finally, we discuss a setup for experimentally observing UPDTC. Since our model is inspired by ion trap experiments [19], UPDTCs are expected to be observed primarily on such a platform. Specifically, we propose measuring $\text{Im}C(nT)$ in the paramagnetic phase. To perform the measurement, preparing the UGS $|E_0\rangle$ is first necessary. For very large B_y , $|E_0\rangle$ can be approximately described as the fully polarized state pointing in the negative y -direction. Starting with this initial state, $|E_0\rangle$ can be obtained by gradually lowering B_y to the target value following the method of adiabatic state preparation. The following relation can be used to measure $\text{Im}C(nT)$:

$$\begin{aligned} \text{Im}C(nT) &= \sum_{j=1}^L \frac{(-1)^{j-1}}{\mathcal{N}^2} \left(\langle M_x^{\text{st}}(nT) \rangle_j^{\frac{\pi}{4}} - \langle M_x^{\text{st}}(nT) \rangle_j^{-\frac{\pi}{4}} \right), \quad (15) \end{aligned}$$

where $\langle \dots \rangle_j^{\pm \frac{\pi}{4}}$ represents the expectation value for the states $R_j^x(\pm\pi/4)|E_0\rangle$ with $R_j^x(\theta) = e^{-i(\theta/2)\sigma_j^x}$. Thus, by applying $R_j^x(\pm\pi/4)$ to the prepared $|E_0\rangle$, evolving

the resulting state in time, and measuring the staggered magnetization, $\text{Im}C(nT)$ can be determined through Eq. (15).

Conclusions.— We have unveiled a new class of prethermal discrete time crystals, termed unpolarized prethermal DTCs, that exhibit time-crystalline order without relying on polarization. By studying a periodically driven spin system, we showed that quantum fluctuations of the staggered magnetization can reveal coherent dynamics and DTC-like signatures (Eqs. (5) and (6)), even when the order parameter itself vanishes. This unpolarized phase is exponentially long-lived in the high-frequency regime, a hallmark of prethermalization. Our results expand the landscape of prethermal time crystals and highlight the intricate interplay between quantum effects and symmetries in stabilizing novel out-of-equilibrium phases.

Looking forward, our work opens up exciting avenues for future research, including exploring unpolarized time crystals in higher dimensions, different lattice geometries, and systems with disorder. Experimentally, our proposed scheme to observe unpolarized prethermal DTCs in trapped ion systems could be readily implemented, providing a platform for studying nonequilibrium quantum dynamics and the mechanisms underlying robust time-crystalline order.

Acknowledgments.— T.N.I. thanks A. Polkovnikov and S. Sugiura for collaborating on previous related studies. Numerical exact diagonalization in this work has been performed with the help of the QuSpin package [44, 45], and quantum time evolution with Qulacs [46]. This work was supported by JST PRESTO Grant No. JPMJPR2112 and by JSPS KAKENHI Grant No. JP21K13852.

* takeru.yokota@riken.jp

† tatsuhiko.ikedada@riken.jp

- [1] F. Wilczek, Quantum time crystals, *Physical review letters* **109**, 160401 (2012).
- [2] P. Bruno, Impossibility of spontaneously rotating time crystals: a no-go theorem, *Physical review letters* **111**, 070402 (2013).
- [3] H. Watanabe and M. Oshikawa, Absence of quantum time crystals, *Physical review letters* **114**, 251603 (2015).
- [4] K. Sacha and J. Zakrzewski, Time crystals: a review, *Reports on Progress in Physics* **81**, 016401 (2017).
- [5] V. Khemani, R. Moessner, and S. L. Sondhi, *A brief history of time crystals* (2019), [arXiv:1910.10745 \[cond-mat.str-el\]](https://arxiv.org/abs/1910.10745).
- [6] N. Goldman and J. Dalibard, Periodically driven quantum systems: Effective Hamiltonians and engineered gauge fields, *Physical Review X* **4**, 1 (2014).
- [7] M. Holthaus, Floquet engineering with quasienergy bands of periodically driven optical lattices, *J. Phys. B: At. Mol. Opt. Phys.* **49**, 13001 (2015).
- [8] M. Bukov, L. D'Alessio, and A. Polkovnikov, Universal

- high-frequency behavior of periodically driven systems: from dynamical stabilization to Floquet engineering, *Advances in Physics* **64**, 139 (2015).
- [9] A. Eckardt, Colloquium: Atomic quantum gases in periodically driven optical lattices, *Rev. Mod. Phys.* **89**, 11004 (2017).
- [10] T. Oka and S. Kitamura, Floquet Engineering of Quantum Materials, *Annual Review of Condensed Matter Physics* **10**, 387 (2019).
- [11] D. V. Else, B. Bauer, and C. Nayak, Floquet Time Crystals, *Phys. Rev. Lett.* **117**, 90402 (2016).
- [12] N. Y. Yao, A. C. Potter, I.-D. Potirniche, and A. Vishwanath, Discrete time crystals: Rigidity, criticality, and realizations, *Phys. Rev. Lett.* **118**, 030401 (2017).
- [13] D. V. Else, B. Bauer, and C. Nayak, Prethermal phases of matter protected by time-translation symmetry, *Phys. Rev. X* **7**, 011026 (2017).
- [14] L. D'Alessio and M. Rigol, Long-time Behavior of Isolated Periodically Driven Interacting Lattice Systems, *Phys. Rev. X* **4**, 41048 (2014).
- [15] A. Lazarides, A. Das, and R. Moessner, Equilibrium states of generic quantum systems subject to periodic driving, *Phys. Rev. E* **90**, 12110 (2014).
- [16] H. Kim, T. N. Ikeda, and D. A. Huse, Testing whether all eigenstates obey the eigenstate thermalization hypothesis, *Physical Review E* **90**, 052105 (2014).
- [17] J. Zhang, P. W. Hess, A. Kyprianidis, P. Becker, A. Lee, J. Smith, G. Pagano, I. D. Potirniche, A. C. Potter, A. Vishwanath, N. Y. Yao, and C. Monroe, Observation of a discrete time crystal, *Nature* **543**, 217 (2017).
- [18] F. Machado, D. V. Else, G. D. Kahanamoku-Meyer, C. Nayak, and N. Y. Yao, Long-Range Prethermal Phases of Nonequilibrium Matter, *Physical Review X* **10**, 11043 (2020).
- [19] A. Kyprianidis, F. Machado, W. Morong, P. Becker, K. S. Collins, D. V. Else, L. Feng, P. W. Hess, C. Nayak, G. Pagano, N. Y. Yao, and C. Monroe, Observation of a prethermal discrete time crystal, *Science* **372**, 1192 (2021), <https://www.science.org/doi/pdf/10.1126/science.abg8102>.
- [20] M. Holthaus and M. E. Flatté, Subharmonic generation in quantum systems, *Physics Letters A* **187**, 151 (1994).
- [21] K. Mizuta, K. Takasan, M. Nakagawa, and N. Kawakami, Spatial-translation-induced discrete time crystals, *Phys. Rev. Lett.* **121**, 093001 (2018).
- [22] J. Tindall, C. S. Muñoz, B. Buča, and D. Jaksch, Quantum synchronisation enabled by dynamical symmetries and dissipation, *New Journal of Physics* **22**, 013026 (2020).
- [23] K. Chinzei and T. N. Ikeda, Time crystals protected by floquet dynamical symmetry in hubbard models, *Phys. Rev. Lett.* **125**, 060601 (2020).
- [24] F. M. Gambetta, F. Carollo, M. Marcuzzi, J. P. Garahan, and I. Lesanovsky, Discrete time crystals in the absence of manifest symmetries or disorder in open quantum systems, *Phys. Rev. Lett.* **122**, 015701 (2019).
- [25] W. C. Yu, J. Tangpanitanon, A. W. Glaetzle, D. Jaksch, and D. G. Angelakis, Discrete time crystal in globally driven interacting quantum systems without disorder, *Physical Review A* **99**, 10.1103/physreva.99.033618 (2019).
- [26] H. Zhao, F. Mintert, and J. Knolle, Floquet time spirals and stable discrete-time quasicrystals in quasiperiodically driven quantum many-body systems, *Phys. Rev. B* **100**, 134302 (2019).
- [27] C. Lledó and M. H. Szymańska, A dissipative time crystal with or without z2 symmetry breaking, *New Journal of Physics* **22**, 075002 (2020).
- [28] J. O'Sullivan, O. Lunt, C. W. Zollitsch, M. L. W. The-walt, J. J. L. Morton, and A. Pal, Signatures of discrete time crystalline order in dissipative spin ensembles, *New Journal of Physics* **22**, 085001 (2020).
- [29] A. Kuroś, R. Mukherjee, W. Golletz, F. Sauvage, K. Giergiel, F. Mintert, and K. Sacha, Phase diagram and optimal control for n-tupling discrete time crystal, *New Journal of Physics* **22**, 095001 (2020).
- [30] A. Pizzi, D. Malz, G. De Tomasi, J. Knolle, and A. Nunnenkamp, Time crystallinity and finite-size effects in clean Floquet systems, *Physical Review B* **102**, 214207 (2020).
- [31] S. Basu, D. P. Arovav, S. Gopalakrishnan, C. A. Hooley, and V. Oganesyan, Fisher zeros and persistent temporal oscillations in nonunitary quantum circuits, *Phys. Rev. Res.* **4**, 013018 (2022).
- [32] W. Xie, M. Kolodrubetz, and V. Oganesyan, Effect of noise on quantum circuit realization of non-hermitian time crystals, arXiv preprint [arXiv:2409.06113](https://arxiv.org/abs/2409.06113) (2024).
- [33] W. Xie, M. Kolodrubetz, V. Oganesyan, and D. P. Arovav, Effects of non-integrability in a non-hermitian time crystal, arXiv preprint [arXiv:2412.04382](https://arxiv.org/abs/2412.04382) (2024).
- [34] D. J. Luitz, R. Moessner, S. Sondhi, and V. Khemani, Prethermalization without Temperature, *Physical Review X* **10**, 21046 (2020).
- [35] A. Stasiuk and P. Cappellaro, Observation of a prethermal $u(1)$ discrete time crystal, *Phys. Rev. X* **13**, 041016 (2023).
- [36] T. Koffel, M. Lewenstein, and L. Tagliacozzo, Entanglement entropy for the long-range ising chain in a transverse field, *Phys. Rev. Lett.* **109**, 267203 (2012).
- [37] See Supplemental Material for technical details.
- [38] D. A. Abanin, W. De Roeck, and F. Huvneers, Exponentially Slow Heating in Periodically Driven Many-Body Systems, *Phys. Rev. Lett.* **115**, 256803 (2015).
- [39] T. Mori, T. Kuwahara, and K. Saito, Rigorous Bound on Energy Absorption and Generic Relaxation in Periodically Driven Quantum Systems, *Physical Review Letters* **116**, 1 (2016).
- [40] T. Kuwahara, T. Mori, and K. Saito, Floquet-Magnus theory and generic transient dynamics in periodically driven many-body quantum systems, *Annals of Physics* **367**, 96 (2016).
- [41] D. A. Abanin, W. De Roeck, W. W. Ho, and F. Huvneers, Effective Hamiltonians, prethermalization, and slow energy absorption in periodically driven many-body systems, *Phys. Rev. B* **95**, 14112 (2017).
- [42] A. Avdoshkin and A. Dymarsky, Euclidean operator growth and quantum chaos, *Physical Review Research* **2**, 43234 (2020).
- [43] T. N. Ikeda, S. Sugiura, and A. Polkovnikov, Robust Effective Ground State in a Nonintegrable Floquet Quantum Circuit, *Phys. Rev. Lett.* **133**, 030401 (2024).
- [44] P. Weinberg and M. Bukov, QuSpin: a Python Package for Dynamics and Exact Diagonalisation of Quantum Many Body Systems part I: spin chains, *SciPost Phys.* **2**, 3 (2017).
- [45] P. Weinberg and M. Bukov, QuSpin: a Python package for dynamics and exact diagonalisation of quantum many body systems. Part II: bosons, fermions and higher spins,

SciPost Physics 7, 20 (2019).

- [46] Y. Suzuki, Y. Kawase, Y. Masumura, Y. Hiraga, M. Nakadai, J. Chen, K. M. Nakanishi, K. Mitarai, R. Imai, S. Tamiya, T. Yamamoto, T. Yan, T. Kawakubo,

Y. O. Nakagawa, Y. Ibe, Y. Zhang, H. Yamashita, H. Yoshimura, A. Hayashi, and K. Fujii, Qulacs: a fast and versatile quantum circuit simulator for research purpose, *Quantum* 5, 559 (2021).

Supplemental Materials: Unpolarized prethermal discrete time crystal

S1. TRANSITION POINT IN THE FLOQUET EFFECTIVE HAMILTONIAN

The leading-order Floquet effective Hamiltonian $H_{\text{eff}}^{(0)}$ corresponds to the transverse field Ising model, which undergoes an antiferromagnetic phase transition [36], with the presence or absence of ground-state degeneracy changing across the critical field $B_y = B_c$. To understand the Floquet dynamics discussed in the main text, we estimate B_c by calculating the energy difference ΔE_{01} between the two lowest eigenvalues using exact diagonalization for various L .

Figure S1(a) shows the B_y -dependence of ΔE_{01} in the case of $L = 15$. The results indicate that ΔE_{01} decreases rapidly across a specific region as the field is reduced. In this figure, the results are linearly fitted in regions of small and large B_y , and the intersection of these linear fits is used to estimate B_c .

Similar analyses are conducted for various values of L to investigate the thermodynamic limit. Figure S1(b) plots the estimates of B_c/J_0 for $L \leq 15$. The magenta dotted line represents the value at $L = 15$, while the blue dashed line is a linear fit to the two leftmost points. From this figure, the estimated value of B_c/J_0 increases monotonically and exhibits convex behavior as a function of $1/L$. Thus, it is inferred that B_c/J_0 converges to the gray-shaded region in the figure as $L \rightarrow \infty$. Based on this observation, we estimate the transition point in the thermodynamic limit as $B_c/J_0 = 0.52 \pm 0.01$, which is consistent with the transition point suggested in Ref. [36] for $L \rightarrow \infty$, indicating a phase transition near $B_c/J_0 \sim 0.5$.

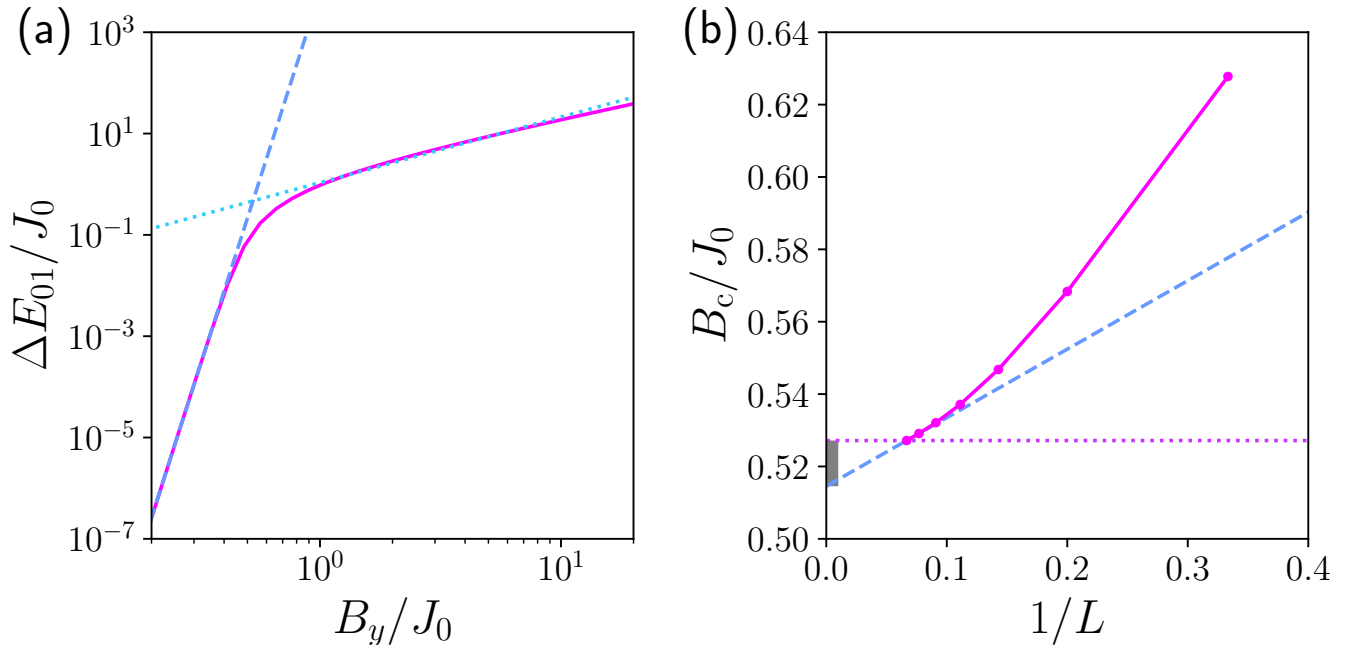


FIG. S1. Results regarding the estimates of B_c/J_0 . (a) B_y dependence of ΔE_{01} at $L = 15$. The dashed line (dotted line) represents the linear fitting of ΔE_{01} in the range $0.2 \leq B_y/J_0 \leq 0.4$ ($0.8 \leq B_y/J_0 \leq 10.0$) in a log-log scale. (b) $1/L$ dependence of the estimated values of B_c/J_0 for $L \leq 15$. The magenta dashed line represents the value at $L = 15$, while the blue dashed line is a linear fit to the two leftmost points. The gray region indicates the range between the $1/L \rightarrow 0$ values of these two lines.

S2. CALCULATION METHOD FOR TIME EVOLUTION

We describe our numerical calculation method for the autocorrelation function $C(nT)$ for a state $|\psi\rangle$. The autocorrelation function can be expressed as follows:

$$C(nT) = \frac{1}{\mathcal{N}} \langle \psi(n) | M_x^{\text{st}} | \psi'(n) \rangle. \quad (\text{S1})$$

Here, the states $|\psi(n)\rangle$ and $|\psi'(n)\rangle$ are defined as follows:

$$|\psi(n)\rangle = (U_2 U_1)^n |\psi\rangle, \quad (\text{S2})$$

$$|\psi'(n)\rangle = (U_2 U_1)^n \frac{M_x^{\text{st}} |\psi\rangle}{\|M_x^{\text{st}} |\psi\rangle\|}. \quad (\text{S3})$$

By calculating the time evolution of $|\psi(n)\rangle$ and $|\psi'(n)\rangle$, we obtain $C(nT)$.

The states' time evolution is calculated using a quantum circuit simulator after applying the Trotter decomposition. First, U_1 is divided into M factors:

$$U_1 = u_1(\delta)^M, \quad u_1(\delta) = e^{-i\delta(\sum_{i<j}^N J_{ij} \sigma_i^x \sigma_j^x + B_y \sum_{i=1}^N \sigma_i^y + B_z \sum_{i=1}^N \sigma_i^z)}, \quad (\text{S4})$$

where $\delta = T/M$. We apply the second-order Trotterization formula to $u_1(\delta)$, achieving a decomposition with an accuracy of $O(\delta^2)$.

$$u_1(\delta) = \left(\prod_{i=1}^L e^{-i\frac{\delta}{2} B_z \sigma_i^z} \right) \left(\prod_{i=1}^L e^{-i\frac{\delta}{2} B_y \sigma_i^y} \right) \left(\prod_{i<j}^L e^{-i\delta J_{ij} \sigma_i^x \sigma_j^x} \right) \left(\prod_{i=1}^L e^{-i\frac{\delta}{2} B_y \sigma_i^y} \right) \left(\prod_{i=1}^L e^{-i\frac{\delta}{2} B_z \sigma_i^z} \right) + O(\delta^3). \quad (\text{S5})$$

In terms of quantum gates, this can be expressed as follows:

$$\begin{aligned} u_1(\delta) &= \left(\prod_{i=1}^L \text{RZ}_i(B_z \delta) \right) \left(\prod_{i=1}^L \text{RY}_i(B_y \delta) \right) \left(\prod_{i<j}^L \text{RY}_i\left(\frac{\pi}{2}\right) \cdot \text{CZ}_{ij} \cdot \text{RX}_j(2\delta J_{ij}) \cdot \text{CZ}_{ij} \cdot \text{RY}_i\left(-\frac{\pi}{2}\right) \right) \\ &\quad \times \left(\prod_{i=1}^L \text{RY}_i(B_y \delta) \right) \left(\prod_{i=1}^L \text{RZ}_i(B_z \delta) \right) + O(\delta^3). \end{aligned} \quad (\text{S6})$$

Here, CZ_{ij} represents the controlled-Z gate, and the rotation gates are defined as follows.

$$\text{RX}_i(\theta) = e^{-i\frac{\theta}{2} \sigma_x^i}, \quad \text{RY}_i(\theta) = e^{-i\frac{\theta}{2} \sigma_y^i}, \quad \text{RZ}_i(\theta) = e^{-i\frac{\theta}{2} \sigma_z^i}. \quad (\text{S7})$$

To derive Eq. (S5), the following relation has been used:

$$e^{-i\delta J_{ij} \sigma_i^x \sigma_j^x} = \text{RY}_i(\pi/2) \cdot \text{CZ}_{ij} \cdot \text{RX}_j(2\delta J_{ij}) \cdot \text{CZ}_{ij} \cdot \text{RY}_i(-\pi/2). \quad (\text{S8})$$

Additionally, U_2 is expressed in terms of quantum gates as

$$U_2 = \prod_{i=1}^L \text{RY}_i(\pi). \quad (\text{S9})$$

By repeatedly applying the above quantum gates, we calculate $|\psi(n)\rangle$ and $|\psi'(n)\rangle$. In this work, we consider $|\psi\rangle$ as the UGS $|E_0\rangle$ and the Néel state $|\text{NS}+\rangle$. We prepare $|E_0\rangle$ using exact diagonalization.

We fix $\delta = 0.01$ and set M as $M = \lceil T/\delta \rceil$ in the calculation. We discuss the convergence of the results with respect to the Trotter error. Figure S2 plots the deviation $|C^{\delta=0.005}(nT) - C^{\delta=0.01}(nT)|$ for both the UGS and Néel states under the parameters used in Fig. 1(b). Here, $C^{\delta=0.005}(nT)$ and $C^{\delta=0.01}(nT)$ denote the results for $\delta = 0.005$ and $\delta = 0.01$, respectively. This figure shows that even for the UGS result at $B_y/J_0 = 0.6$, where the deviation is the largest, the discrepancy relative to the typical signal size $C(0) = 1$ remains within 1.2%.

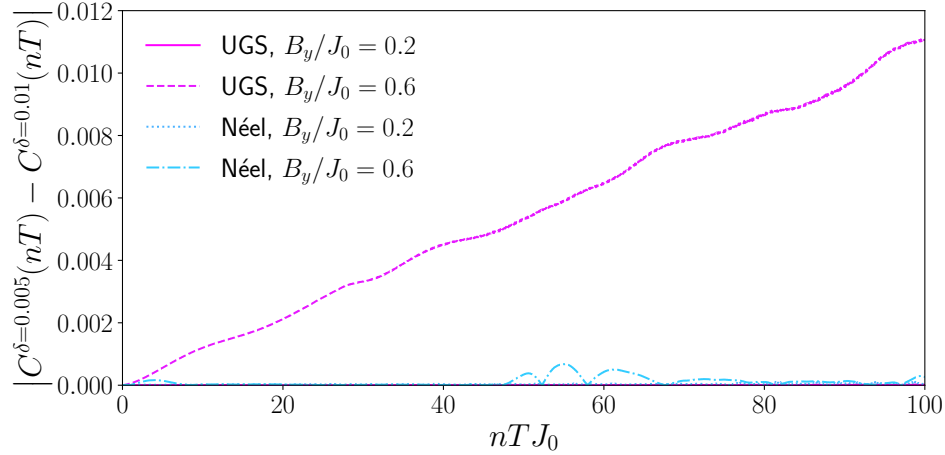


FIG. S2. Deviation of $C(nT)$ for $\delta = 0.005$ and $\delta = 0.01$ for the UGS and Néel states under $B_y/J_0 = 0.2$ and $B_y/J_0 = 0.6$ at $TJ_0 = 0.1$.

S3. DEVIATION OF THE PEAK POSITION IN THE FOURIER COMPONENT OF $C(nT)$

As discussed in the main text, the frequency of the phase change Ω exhibited by the UPDTC is close to ΔE_{01} obtained from $H_{\text{eff}}^{(0)}$, but there is a slight deviation. Here, we discuss the origin of the deviation.

Table S1 shows the results for Ω and ΔE_{01} for several B_y values at $TJ_0 = 0.1$ and 0.05 . These results show that as T decreases, the difference between Ω and ΔE_{01} decreases. Since the system can be described more accurately by $H_{\text{eff}}^{(0)}$ as T decreases, our results suggest that the difference between Ω and ΔE_{01} arises from the use of an approximate effective Hamiltonian $H_{\text{eff}}^{(0)}$.

TABLE S1. $\Delta E_{01}/J_0$ and Ω/J_0 for $TJ_0 = 0.1, 0.05$ in the cases of $B_y/J_0 = 0.6, 5.0, 10.0$. The results of Ω/J_0 are calculated from $C(nT)$ within the range $0 \leq nTJ_0 \leq 100$.

B_y/J_0	0.6	5.0	10.0
Ω/J_0 ($TJ_0 = 0.10$)	0.186	8.69	18.5
Ω/J_0 ($TJ_0 = 0.05$)	0.204	8.75	18.7
$\Delta E_{01}/J_0$	0.210	8.76	18.7

S4. DERIVATION OF EQ. (8)

Our derivation of Eq. (8) utilizes the decomposition of $(U_2U_1)^n$ via the Baker–Campbell–Hausdorff formula. Using the fact that U_1 can be expressed in terms of $H_{\text{eff}}^{(0)}$ and $M_z = \sum_{i=1}^L \sigma_i^z$ as

$$U_1 = e^{-iT(H_{\text{eff}}^{(0)} + B_z M_z)}, \quad (\text{S10})$$

U_2U_1 can be rewritten as

$$U_2U_1 = P_{\pi}^{(y)} e^{-iT(H_{\text{eff}}^{(0)} + B_z M_z)} = e^{-iT(H_{\text{eff}}^{(0)} - B_z M_z)} P_{\pi}^{(y)} = e^{iT B_z M_z} e^{-iT H_{\text{eff}}^{(0)}} P_{\pi}^{(y)} + O(T^2). \quad (\text{S11})$$

Additionally, $(U_2U_1)^2$ can be rewritten as

$$\begin{aligned} (U_2U_1)^2 &= P_{\pi}^{(y)} e^{-iT(H_{\text{eff}}^{(0)} + B_z M_z)} P_{\pi}^{(y)} e^{-iT(H_{\text{eff}}^{(0)} + B_z M_z)} = e^{-iT(H_{\text{eff}}^{(0)} - B_z M_z)} e^{-iT(H_{\text{eff}}^{(0)} + B_z M_z)} P_{\pi}^{(y)2} \\ &= e^{-i2T H_{\text{eff}}^{(0)}} P_{\pi}^{(y)2} + O(T^2). \end{aligned} \quad (\text{S12})$$

Repeatedly applying the above two results, we obtain

$$(U_2U_1)^n = e^{i \frac{1-(-1)^n}{2} T B_z M_z} e^{-inT H_{\text{eff}}^{(0)}} P_{\pi}^{(y)n} + O(T^2). \quad (\text{S13})$$

Using this approximation, $M_x^{\text{st}}(nT)$ can be evaluated as follows:

$$\begin{aligned}
M_x^{\text{st}}(nT) &= (U_2 U_1)^\dagger M_x^{\text{st}} (U_2 U_1)^n = P_\pi^{(y)\dagger} e^{inTH_{\text{eff}}^{(0)}} e^{-i\frac{1-(-1)^n}{2}TB_z M_z} M_x^{\text{st}} e^{i\frac{1-(-1)^n}{2}TB_z M_z} e^{-inTH_{\text{eff}}^{(0)}} P_\pi^{(y)n} + O(T^2) \\
&= P_\pi^{(y)\dagger} e^{inTH_{\text{eff}}^{(0)}} \sum_{i=1}^L (-1)^{i-1} e^{-i\frac{1-(-1)^n}{2}TB_z \sigma_i^z} \sigma_i^x e^{i\frac{1-(-1)^n}{2}TB_z \sigma_i^z} e^{-inTH_{\text{eff}}^{(0)}} P_\pi^{(y)n} + O(T^2) \\
&= \cos((1 - (-1)^n)TB_z) P_\pi^{(y)\dagger} e^{inTH_{\text{eff}}^{(0)}} M_x^{\text{st}} e^{-inTH_{\text{eff}}^{(0)}} P_\pi^{(y)n} \\
&\quad + \sin((1 - (-1)^n)TB_z) P_\pi^{(y)\dagger} e^{inTH_{\text{eff}}^{(0)}} M_y^{\text{st}} e^{-inTH_{\text{eff}}^{(0)}} P_\pi^{(y)n} + O(T^2) \\
&= (-1)^n e^{inTH_{\text{eff}}^{(0)}} M_x^{\text{st}} e^{-inTH_{\text{eff}}^{(0)}} + \sin((1 - (-1)^n)TB_z) e^{inTH_{\text{eff}}^{(0)}} M_y^{\text{st}} e^{-inTH_{\text{eff}}^{(0)}} + O(T^2). \tag{S14}
\end{aligned}$$

Here, $M_y^{\text{st}} = \sum_{i=1}^L (-1)^{i-1} \sigma_i^y$ is introduced, and the relations $\{P_\pi^{(y)}, M_x^{\text{st}}\} = 0$ and $[P_\pi^{(y)}, M_y^{\text{st}}] = 0$ are used.

Using the results above, $C(nT)$ can be evaluated as

$$\begin{aligned}
C(nT) &= \frac{1}{\mathcal{N}^2} \langle E_0 | M_x^{\text{st}}(nT) M_x^{\text{st}} | E_0 \rangle \\
&= \frac{(-1)^n}{\mathcal{N}^2} \langle E_0 | e^{inTH_{\text{eff}}^{(0)}} M_x^{\text{st}} e^{-inTH_{\text{eff}}^{(0)}} M_x^{\text{st}} | E_0 \rangle + \frac{\sin((1 - (-1)^n)TB_z)}{\mathcal{N}^2} \langle E_0 | e^{inTH_{\text{eff}}^{(0)}} M_y^{\text{st}} e^{-inTH_{\text{eff}}^{(0)}} M_x^{\text{st}} | E_0 \rangle + O(T^2) \tag{S15}
\end{aligned}$$

Here we remark $P_\pi^{(y)} | E_0 \rangle = i^L | E_0 \rangle$, meaning $| E_0 \rangle$ is an eigenstate of $P_\pi^{(y)}$. Thus, it gives zero expectation value for any operator A such that $\{A, P_\pi^{(y)}\} = 0$. In fact, we have

$$\langle E_0 | A | E_0 \rangle = \langle E_0 | P_\pi^{(y)\dagger} P_\pi^{(y)} A | E_0 \rangle = - \langle E_0 | P_\pi^{(y)\dagger} A P_\pi^{(y)} | E_0 \rangle = - \langle E_0 | A | E_0 \rangle = 0 \tag{S16}$$

This implies that the second term on the rightmost side of Eq. (S15) vanishes, leading to

$$C(nT) = \frac{(-1)^n}{\mathcal{N}^2} \langle E_0 | e^{inTH_{\text{eff}}^{(0)}} M_x^{\text{st}} e^{-inTH_{\text{eff}}^{(0)}} M_x^{\text{st}} | E_0 \rangle + O(T^2). \tag{S17}$$

By inserting the completeness relation $\sum_m | E_m \rangle \langle E_m | = 1$ into this equation, and using $\langle E_0 | M_x^{\text{st}} | E_0 \rangle = 0$, which follows from Eq. (S16), we obtain

$$C(nT) = \frac{(-1)^n}{\mathcal{N}^2} \sum_{m \geq 1} e^{-inT(E_m - E_0)} |\langle E_m | M_x^{\text{st}} | E_0 \rangle|^2 + O(T^2). \tag{S18}$$

Using $\mathcal{N}^2 = \langle M_x^{\text{st}2} \rangle = \|M_x^{\text{st}} | E_0 \rangle\|^2$, we obtain Eq. (8).

S5. OVERLAP BETWEEN $| E'_0 \rangle$ AND $| E_1 \rangle$

We discuss the overlap between $| E'_0 \rangle$ and $| E_1 \rangle$ under the leading-order Floquet effective Hamiltonian $H_{\text{eff}}^{(0)}$. As stated, $|\langle E_1 | E'_0 \rangle|^2 = 1$ holds exactly for $B_y = 0$. Here, we first present exact diagonalization results for $B_y > 0$, and then interpret the observed behavior for $B_y/J_0 \gg 1$ using perturbative analysis.

Figure S3(a) shows $|\langle E_1 | E'_0 \rangle|^2$ calculated via exact diagonalization for various L and B_y . This figure shows that, for each L , $|\langle E_1 | E'_0 \rangle|^2$ decreases to converge to a certain value as B_y increases. In addition, $|\langle E_1 | E'_0 \rangle|^2$ also decreases to converge to a nonzero value when L increases. Consequently, for all parameter ranges examined, $|\langle E_1 | E'_0 \rangle|^2 > 80\%$ is satisfied.

To understand the behaviors of $|\langle E_1 | E'_0 \rangle|^2$, we consider the case $B_y/J_0 \gg 1$ and perform a perturbative analysis with the following choices for the unperturbed Hamiltonian H_0 and the perturbation H_1 :

$$H_{\text{eff}}^{(0)} = H_0 + H_1, \tag{S19}$$

$$H_0 = \sum_{i=1}^L B_y \sigma_i^y, \tag{S20}$$

$$H_1 = \sum_{i < j} J_{ij} \sigma_i^x \sigma_j^x. \tag{S21}$$

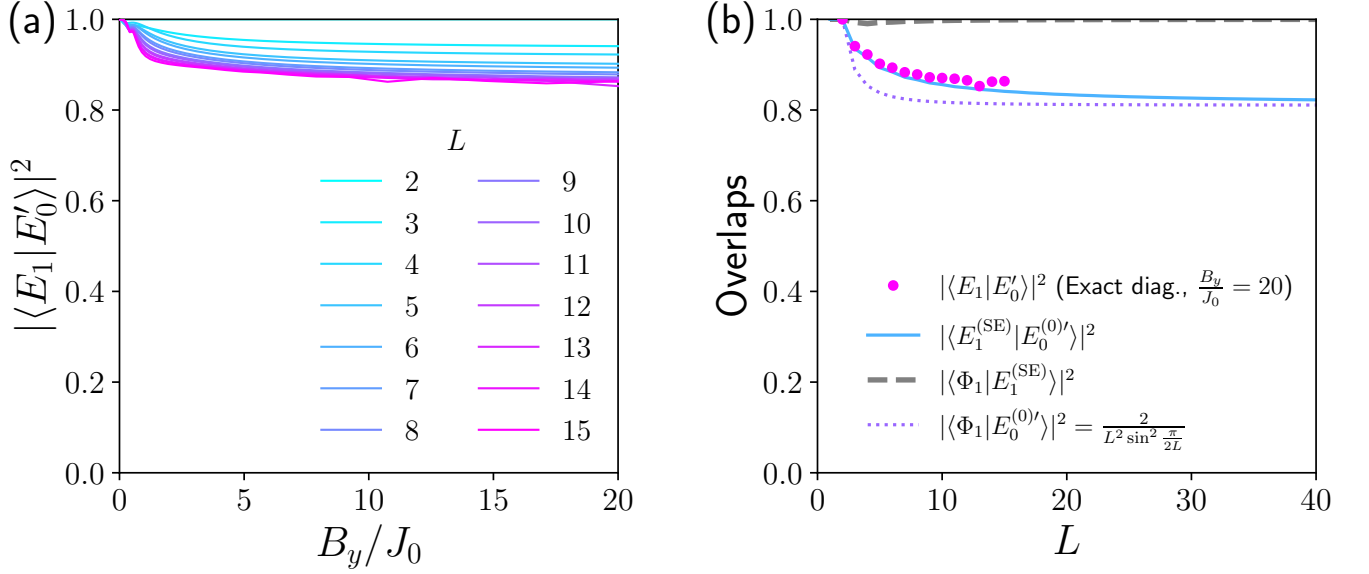


FIG. S3. Results about overlaps between states. (a) B_y/J_0 dependence of $|\langle E_1 | E'_0 \rangle|^2$ for various L obtained via the exact diagonalization. (b) L dependence of $|\langle E_1 | E'_0 \rangle|^2$ obtained by the exact diagonalization at $B_y/J_0 = 20$ and overlaps among the first excited state from the secular equation $|E_1^{(\text{SE})}\rangle$, $|\Phi_1\rangle = \sum_{k=1}^L \phi_1(k) |E_{1,k}^{(0)}\rangle$, and $|E_0^{(0)'}\rangle = M_x^{\text{st}} |E_0^{(0)}\rangle / \|M_x^{\text{st}} |E_0^{(0)}\rangle\|$.

As in the main text, for $i \neq j$, we define $J_{ij} = J_0/|i - j|$ ($J_0 > 0$), and additionally, we set $J_{ii} = 0$. We analyze the ground state and the first excited state to calculate $|\langle E_1 | E'_0 \rangle|^2$. The ground state of H_0 is given by

$$|E_0^{(0)}\rangle = |\leftarrow\rangle_1 \otimes \cdots \otimes |\leftarrow\rangle_L, \quad (\text{S22})$$

where $|\leftarrow\rangle_i$ represents the spin at site i pointing in the negative y -direction. The first excited state of H_0 is obtained by flipping the spin of one site in $|E_0^{(0)}\rangle$. Therefore, it forms a degenerate set of L states, as follows:

$$|E_{1,k}^{(0)}\rangle = \sigma_k^x |E_0^{(0)}\rangle \quad (k = 1, \dots, L). \quad (\text{S23})$$

This degeneracy is lifted by the perturbation H_1 , and the first excited state can be expressed as

$$|E_1\rangle = \sum_{k=1}^L a_k |E_{1,k}^{(0)}\rangle + O(J_0/B_y), \quad (\text{S24})$$

where the coefficients a_k are determined as the normalized eigenvector corresponding to the smallest eigenvalue \mathcal{E} of the secular equation

$$\sum_{l=1}^L \langle E_{1,k}^{(0)} | H_1 | E_{1,l}^{(0)} \rangle a_l = \mathcal{E} a_k. \quad (\text{S25})$$

By use of Eqs. (S21) and (S23), this is evaluated as follows:

$$\sum_{l=1}^L J_{kl} a_l = \mathcal{E} a_k. \quad (\text{S26})$$

Hereafter, we denote the first excited state obtained from this secular equation as $|E_1^{(\text{SE})}\rangle = \sum_{k=1}^L a_k |E_{1,k}^{(0)}\rangle$, where a_k is taken as a real number because J_{kl} is a real symmetric matrix, and its eigenvectors can be chosen to be real-valued.

We calculate $|E_1^{(\text{SE})}\rangle$ via numerical diagonalization of Eq. (S26). Figure S3(b) shows the results of the overlap $|\langle E_1^{(\text{SE})} | E_0^{(0)'} \rangle|^2$, where

$$|E_0^{(0)'}\rangle = \frac{M_x^{\text{st}} |E_0^{(0)}\rangle}{\|M_x^{\text{st}} |E_0^{(0)}\rangle\|}, \quad (\text{S27})$$

calculated for various L . This figure shows that $|\langle E_1^{(\text{SE})} | E_0^{(0)'} \rangle|^2$ aligns well with $|\langle E_1 | E_0' \rangle|^2$ obtained via exact diagonalization for $B_y/J_0 = 20$, as indicated by the magenta points. Therefore, the results at large B_y in Fig. S3(a) can be understood in the perturbative picture. Additionally, an important finding is that the overlap remains finite even when L is large.

The numerical diagonalization of Eq. (S26) also suggests that

$$a_k \approx \phi_1(k) \equiv \sqrt{\frac{2}{L}} (-1)^{k-1} \sin\left(\frac{\pi}{L} \left(k - \frac{1}{2}\right)\right). \quad (\text{S28})$$

In fact, the overlap $|\langle \Phi_1 | E_1^{(\text{SE})} \rangle|^2$, where $|\Phi_1\rangle = \sum_{k=1}^L \phi_1(k) |E_{1,k}^{(0)}\rangle$, is almost 100% regardless of L , as indicated by the gray dashed line in Fig. S3(b). This functional form can be understood from the perspective of energy gain $\mathcal{E} = \sum_{k=1}^L \sum_{l=1}^L J_{kl} a_k a_l$ and symmetry. Since the adjacent matrix elements satisfy $J_{i,i+1} > 0$, a staggered configuration is energetically favored, which explains the $(-1)^{k-1}$ factor. Furthermore, the absence of neighboring sites near the edges of the spin chain enhances energy gain for configurations biased toward the chain's center compared to a uniform configuration, which is considered the origin of the sinusoidal factor. Due to the symmetry $J_{kl} = J_{L+1-k, L+1-l}$, a_k must be either symmetric or antisymmetric under the inversion about the chain's center, $k \rightarrow L+1-k$. This symmetry accounts for the $-1/2$ shift in k in the sinusoidal function. An analytic derivation of Eq. (S28) will be presented later in this section.

From Eq. (S28), it is expected that the overlap $|\langle E_1^{(\text{SE})} | E_0^{(0)'} \rangle|^2$ can be approximately expressed by the following quantity:

$$\left| \langle \Phi_1 | E_0^{(0)'} \rangle \right|^2 = \frac{2}{L^2 \sin^2 \frac{\pi}{2L}}. \quad (\text{S29})$$

As indicated by the purple dotted line in Fig. S3(b), this roughly reproduces the behavior of $|\langle E_1^{(\text{SE})} | E_0^{(0)'} \rangle|^2$, and as L increases, the difference between the two becomes smaller. Particularly important is the behavior that $|\langle \Phi_1 | E_0^{(0)'} \rangle|^2$ converges to a finite value as $L \rightarrow \infty$:

$$\lim_{L \rightarrow \infty} \left| \langle \Phi_1 | E_0^{(0)'} \rangle \right|^2 = \frac{8}{\pi^2} = 81\%, \quad (\text{S30})$$

to which $|\langle E_1^{(\text{SE})} | E_0^{(0)'} \rangle|^2$ also shows convergence. In summary, the results from exact diagonalization and perturbation theory suggest the bound

$$|\langle E_1 | E_0' \rangle|^2 > \frac{8}{\pi^2}, \quad (\text{S31})$$

and convergence to this lower bound as $B_y/J_0 \rightarrow \infty$ and $L \rightarrow \infty$.

Finally, we present an analytic derivation of Eq. (S28). Motivated by the form of Eq. (S28), we introduce an orthonormal basis set $\{\phi_p(k)\}_{p=1}^L$ defined by

$$\phi_p(k) = \sqrt{\frac{2 - \delta_{p,L}}{L}} (-1)^{k-1} \sin\left(\frac{\pi p}{L} \left(k - \frac{1}{2}\right)\right) \quad (\text{S32})$$

and satisfying

$$\sum_{k=1}^L \phi_p(k) \phi_q(k) = \delta_{p,q}, \quad \sum_{p=1}^L \phi_p(k) \phi_p(l) = \delta_{k,l}. \quad (\text{S33})$$

With the expansion $a_k = \sum_{p=1}^L \tilde{a}_p \phi_p(k)$, Eq. (S26) is rewritten as

$$\sum_{q=1}^L M_{pq} \tilde{a}_q = \mathcal{E} \tilde{a}_p, \quad (\text{S34})$$

where

$$M_{pq} = \sum_{k=1}^L \sum_{l=1}^L J_{kl} \phi_p(k) \phi_q(l). \quad (\text{S35})$$

Changing the indices as $r = k - l$ and $n = (k + l - |r|)/2$, which take the values $r = -L + 1, -L + 2, \dots, L - 1$ and $n = 1, 2, \dots, L - |r|$, introducing the notation $J_{k-l} = J_{kl}$, and using Eq. (S32), we obtain

$$\begin{aligned} M_{pq} &= \sum_{r=-L+1}^{L-1} J_r \sum_{n=1}^{L-|r|} \phi_p \left(\frac{2n + |r| + r}{2} \right) \phi_q \left(\frac{2n + |r| - r}{2} \right) = \sum_{r=1}^{L-1} J_r \sum_{n=1}^{L-r} (\phi_p(n+r)\phi_q(n) + \phi_p(n)\phi_q(n+r)) \\ &= \frac{\sqrt{(2 - \delta_{p,L})(2 - \delta_{q,L})}}{L} \sum_{r=1}^{L-1} (-1)^r J_r \left[\cos \left(\frac{\pi(p+q)r}{2L} \right) \sum_{n=1}^{L-r} \cos \left(\frac{\pi(p-q)}{L} \left(n + \frac{r-1}{2} \right) \right) \right. \\ &\quad \left. - \cos \left(\frac{\pi(p-q)r}{2L} \right) \sum_{n=1}^{L-r} \cos \left(\frac{\pi(p+q)}{L} \left(n + \frac{r-1}{2} \right) \right) \right]. \end{aligned} \quad (\text{S36})$$

The summations with respect to n are evaluated as

$$\begin{aligned} \sum_{n=1}^{L-r} \cos \left(\frac{\pi(p-q)}{L} \left(n + \frac{r-1}{2} \right) \right) &= \text{Re} \sum_{n=1}^{L-r} e^{i \frac{\pi(p-q)}{L} (n + \frac{r-1}{2})} \\ &= (L-r)\delta_{p,q} + (1 - \delta_{p,q}) \text{Re} \left(\frac{e^{i \frac{\pi(p-q)r}{2L}} - (-1)^{p-q} e^{-i \frac{\pi(p-q)r}{2L}}}{e^{-i \frac{\pi(p-q)}{2L}} - e^{i \frac{\pi(p-q)}{2L}}} \right) = (L-r)\delta_{p,q} - (1 - \delta_{p,q}) \delta_{p,q}^{(\text{mod } 2)} \frac{\sin \frac{\pi(p-q)r}{2L}}{\sin \frac{\pi(p-q)}{2L}}, \end{aligned} \quad (\text{S37})$$

$$\begin{aligned} \sum_{n=1}^{L-r} \cos \left(\frac{\pi(p+q)}{L} \left(n + \frac{r-1}{2} \right) \right) &= \delta_{p,q} \delta_{p,L} (-1)^{r-1} (L-r) - (1 - \delta_{p,q} \delta_{p,L}) \delta_{p,q}^{(\text{mod } 2)} \frac{\sin \frac{\pi(p+q)r}{2L}}{\sin \frac{\pi(p+q)}{2L}} \\ &= \delta_{p,q} \left(\delta_{p,L} (-1)^{r-1} (L-r) - (1 - \delta_{p,L}) \frac{\sin \frac{\pi p r}{L}}{\sin \frac{\pi p}{L}} \right) - (1 - \delta_{p,q}) \delta_{p,q}^{(\text{mod } 2)} \frac{\sin \frac{\pi(p+q)r}{2L}}{\sin \frac{\pi(p+q)}{2L}}, \end{aligned} \quad (\text{S38})$$

where

$$\delta_{p,q}^{(\text{mod } 2)} = \begin{cases} 1 & (\text{if } p = q \text{ mod } 2) \\ 0 & (\text{otherwise}) \end{cases}. \quad (\text{S39})$$

Using these results, M_{pq} is evaluated as follows

$$M_{pq} = \left(\sum_{r=1}^{L-1} 2(-1)^r J_r \left(1 - \frac{r}{L} \right) \cos \left(\frac{\pi p r}{L} \right) \right) \delta_{p,q} + M'_{pq}, \quad (\text{S40})$$

where

$$\begin{aligned} M'_{pq} &= \frac{1 - \delta_{p,L}}{L} \sum_{r=1}^{L-1} 2(-1)^r J_r \frac{\sin \frac{\pi p r}{L}}{\sin \frac{\pi p}{L}} \delta_{p,q} \\ &\quad - \sum_{r=1}^{L-1} \frac{(-1)^r J_r}{L} \sqrt{(2 - \delta_{p,L})(2 - \delta_{q,L})} \delta_{p,q}^{(\text{mod } 2)} (1 - \delta_{p,q}) \left(\frac{\cos \frac{\pi(p+q)r}{2L} \sin \frac{\pi(p-q)r}{2L}}{\sin \frac{\pi(p-q)}{2L}} - \frac{\cos \frac{\pi(p-q)r}{2L} \sin \frac{\pi(p+q)r}{2L}}{\sin \frac{\pi(p+q)}{2L}} \right). \end{aligned} \quad (\text{S41})$$

If M'_{pq} can be ignored, Eq. (S40) is diagonalized and the eigenvalues are given by

$$\mathcal{E}(p) = \sum_{r=1}^{L-1} 2(-1)^r J_r \left(1 - \frac{r}{L} \right) \cos \left(\frac{\pi p r}{L} \right). \quad (\text{S42})$$

The minimum eigenvalue is obtained at $p = 1$ since $\mathcal{E}(p)$ increases monotonically within the range $1 \leq p < L$ as

$$\frac{d}{dp} \mathcal{E}(p) = \frac{\pi J_0}{L} \tan \frac{\pi p}{2L} \left(1 + \frac{(-1)^L}{L} U_{L-1} \left(\cos \frac{\pi p}{L} \right) \right) > 0, \quad (\text{S43})$$

where we have used the fact that the Chebyshev polynomial of the second kind, $U_{L-1}(\cos t) = \sin(Lt)/\sin t$, satisfies $|U_{L-1}(\cos t)| < L$ for $-1 < \cos t < 1$. Now we show that M'_{pq} can be ignored for modes with $p \ll L$. In this case, Eq. (S41) suggests that

$$M'_{pq} = \delta_{p,q} O\left(\frac{\sum_{r=1}^{L-1} (-1)^r J_r}{L}\right) + (1 - \delta_{p,q}) O\left(\frac{\sum_{r=1}^{L-1} (-1)^r J_r}{L^2}\right) \quad (\text{S44})$$

because

$$\frac{\cos \frac{\pi(p+q)r}{2L} \sin \frac{\pi(p-q)r}{2L}}{\sin \frac{\pi(p-q)}{2L}} - \frac{\cos \frac{\pi(p-q)r}{2L} \sin \frac{\pi(p+q)r}{2L}}{\sin \frac{\pi(p+q)}{2L}} = O\left(\frac{1}{L}\right). \quad (\text{S45})$$

Thus, we have

$$\begin{aligned} \sum_{q=1}^L M_{pq} \tilde{a}_q &= \mathcal{E}(p) \tilde{a}_p + \sum_{q=1}^L M'_{pq} \tilde{a}_q \\ &= \mathcal{E}(p) \tilde{a}_p + \sum_{q=1}^L \delta_{p,q} O\left(\frac{\sum_{r=1}^{L-1} (-1)^r J_r}{L}\right) \tilde{a}_q + \sum_{q=1}^L (1 - \delta_{p,q}) O\left(\frac{\sum_{r=1}^{L-1} (-1)^r J_r}{L^2}\right) \tilde{a}_q \\ &= \mathcal{E}(p) \tilde{a}_p + O\left(\frac{\sum_{r=1}^{L-1} (-1)^r J_r}{L}\right) \tilde{a}_p + O\left(\frac{\sum_{r=1}^{L-1} (-1)^r J_r \|\tilde{\mathbf{a}}\|}{L}\right), \end{aligned} \quad (\text{S46})$$

which implies that the contribution from M'_{pq} , represented by the second and third terms in the final line, can be neglected for $L \rightarrow \infty$ in the secular equation. This result suggests that, for large L , the eigenvectors corresponding to small eigenvalues are expressed in terms of $\phi_p(k)$, and in particular, the eigenvector of the smallest eigenvalue is represented by $\phi_1(k)$ as shown in Eq. (S28).