

Optimal Policy Adaptation under Covariate Shift

Xueqing Liu¹, Qinwei Yang¹, Zhaoqing Tian¹, Ruocheng Guo², Peng Wu^{1*}

¹Beijing Technology and Business University, ²ByteDance Research
pengwu@btbu.edu.cn.

Abstract

Transfer learning of prediction models has been extensively studied, while the corresponding policy learning approaches are rarely discussed. In this paper, we propose principled approaches for learning the optimal policy in the target domain by leveraging two datasets: one with full information from the source domain and the other from the target domain with only covariates. First, under the setting of covariate shift, we formulate the problem from a perspective of causality and present the identifiability assumptions for the reward induced by a given policy. Then, we derive the efficient influence function and the semiparametric efficiency bound for the reward. Based on this, we construct a doubly robust and semiparametric efficient estimator for the reward and then learn the optimal policy by optimizing the estimated reward. Moreover, we theoretically analyze the bias and the generalization error bound for the learned policy. Furthermore, in the presence of both covariate and concept shifts, we propose a novel sensitivity analysis method to evaluate the robustness of the proposed policy learning approach. Extensive experiments demonstrate that the approach not only estimates the reward more accurately but also yields a policy that closely approximates the theoretically optimal policy.

1 Introduction

In many real-world scenarios, labeled data is often scarce due to budget constraints and time-consuming collection processes [Zhuang *et al.*, 2020; Imbens *et al.*, 2022], significantly limiting the generalizability of the resulting models. For example, in medical research, collecting labeled data involves extensive clinical trials and follow-up periods, making it costly and time-consuming [Dahabreh *et al.*, 2020]. In autonomous driving, obtaining labeled data requires manual annotation of large amounts of sensor data, which is laborious and expensive [Sun *et al.*, 2020]. To address this problem and enhance a model’s performance in a target domain without labels, an active area of research is transfer learning. It aims to improve the performance of target learners in the target do-

main by transferring the knowledge contained in a different but related source domain.

While transfer learning has been extensively studied in the context of prediction models [Wang *et al.*, 2018, 2020; Pesciullesi *et al.*, 2020], how to transfer a policy is still underdeveloped. Policy learning refers to identifying individuals who should receive treatment/intervention based on their characteristics by maximizing rewards [Murphy, 2003]. It has broad applications in recommender systems [Ma *et al.*, 2020; Chen and Sun, 2021], precision medicine [Bertsimas *et al.*, 2017; Kitagawa and Tetenov, 2018] and reinforcement learning [Liu *et al.*, 2021; Kwan *et al.*, 2023]. Unlike transfer learning for prediction models, policy transfer faces identification challenges due to its counterfactual nature [Athey and Wager, 2021; Li *et al.*, 2023c]. Instead of predicting outcomes based on observed data, policy transfer requires considering what would happen under different actions, making the process more complex.

We aim to learn the optimal policies in the target and entire domains using a dataset from the source domain (source dataset) and a dataset from the target domain (target dataset). The source dataset includes the covariates, treatment, and outcome for each individual, whereas the target dataset contains only the covariates. We assume that the source dataset satisfies the unconfoundedness and overlap assumptions while imposing fewer restrictions on the target dataset. We begin by considering substantial differences in covariate distributions between the source and target datasets (referred to as covariate shift) while assuming that the conditional distributions of potential outcomes given covariates remain the same. Next, we explore the scenarios involving both the covariate shift and concept shift, where the conditional distributions of potential outcomes given the covariates also differ.

In this article, we first propose a principled policy learning approach under covariate shift. Specifically, we define the reward and the optimal policy in the target domain using the potential outcome framework [Rubin, 1974; Splawa-Neyman, 1990] in causal inference. Under the widely used assumptions of unconfoundedness and transportability, we establish the identifiability of the reward in the target domain and then derive its efficient influence function and semiparametric efficiency bound. Building on this, we develop a novel estimator for the reward. Theoretical analysis shows that the proposed estimator is doubly robust and achieves the semiparametric

efficient bound, that is, it is the optimal regular estimator in terms of asymptotic variance [Tsiatis, 2006]. Then we propose to learn the optimal policy by maximizing the estimated reward. We analyze the bias of the estimated reward and the generalization error bound of the learned policy.

In addition, we extend the proposed method to learn the optimal policy in the entire domain consisting of the source and target domains. Furthermore, considering that the transportability assumption, i.e., the conditional distributions of potential outcomes given covariates remain unchanged, may be violated under concept shift, we propose a novel sensitivity analysis method for concept shift. This method evaluates the robustness of the approach under varying degrees of concept shift, accounting for the presence of both covariate and concept shifts. The main contributions are summarized below:

- We propose a principled approach for learning the optimal policy under covariate shift from a perspective of causality, by introducing plausible identifiability assumptions and efficient estimation methods.
- We provide a comprehensive theoretical analysis of the proposed approach, including the consistency, asymptotic normality, and semiparametric efficiency of the estimator of reward. Additionally, we derive the bias and generalization error bound for the learned policy.
- We propose a sensitivity analysis method capable of evaluating the robustness of the proposed policy learning approach under both covariate and concept shifts.
- We conduct extensive experiments to demonstrate the effectiveness of the proposed policy learning approach.

2 Problem Formulation

In this section, we formulate the problem of transferring policies using the potential outcome framework in causal inference [Rubin, 1974; Splawa-Neyman, 1990].

2.1 Notation and Setup

Let $A \in \mathcal{A} = \{0, 1\}$ denote the binary indicator for treatment, where $A = 1$ indicates receiving treatment and $A = 0$ indicates not receiving treatment. The random vector $X \in \mathcal{X} \subset \mathbb{R}^p$ represents the p -dimensional covariates measured before treatment, and $Y \in \mathcal{Y} \subset \mathbb{R}$ denotes the outcome of interest. Assume that a larger outcome is preferable. Under the potential outcome framework, let $Y(a)$ denote the potential outcome that would be observed if A were set to a for $a \in \mathcal{A}$. By the consistency assumption [Hernán and Robins, 2020], the observed outcome Y satisfies $Y = Y(A) = AY(1) + (1 - A)Y(0)$.

Without loss of generality, we consider a typical scenario involving two datasets: a source dataset and a target dataset, which are representative samples of the source domain and target domain, respectively. Let $G \in \{0, 1\}$ be the indicator for the data source, where $G = 1$ denotes the source domain and $G = 0$ denotes the target domain. The observed data are represented as follows,

$$\begin{aligned} \mathcal{D}_1 &= \{(X_i, A_i, Y_i, G_i = 1) : i = 1, \dots, n_1\}, \\ \mathcal{D}_0 &= \{(X_i, A_i, Y_i, G_i = 0) : i = n_1 + 1, \dots, n_1 + n_0\}, \end{aligned}$$

where the source dataset \mathcal{D}_1 consists of n_1 individuals, with observed covariates, treatment, and outcome for each individual. The target dataset \mathcal{D}_0 contains n_0 individuals, with only covariates for each individual. This is common in real life due to the scarcity of outcome data. For example, in medical research, patient features are observed, but obtaining outcomes requires long-term follow-up [Dahabreh *et al.*, 2019, 2020; He *et al.*, 2020; Li *et al.*, 2022, 2023a; Athey *et al.*, 2019; Imbens *et al.*, 2022; Hu *et al.*, 2023]. Let $\mathbb{P}(\cdot|G = 1)$ and $\mathbb{P}(\cdot|G = 0)$ be the distributions of the two datasets respectively. Then $n = n_0 + n_1$ and $q = n_1/n$ represent the probability of an individual belonging to the source population.

2.2 Formulation

We formulate the goal of learning the optimal policy in the target domain. Specifically, let $\pi : \mathcal{X} \rightarrow \mathcal{A}$ denote a policy that maps individual covariates $X = x$ to the treatment space \mathcal{A} . A policy $\pi(X)$ is a treatment rule that determines whether an individual receives treatment ($A = 1$) or not ($A = 0$). For a given policy π applied to the target domain, the average reward is defined as follows

$$R(\pi) = \mathbb{E}[\pi(X)Y(1) + (1 - \pi(X))Y(0)|G = 0]. \quad (1)$$

We aim to learn the optimal policy π^* defined by

$$\pi^* = \arg \max_{\pi \in \Pi} R(\pi)$$

where Π is a pre-specified policy class. For example, $\pi(X)$ can be modeled with a learnable parameter θ using methods such as logistic regression or multilayer perceptron, with each value of θ corresponding to a different policy.

In addition, for a given policy $\pi(x)$ applied across the whole domain, the corresponding average reward is defined as $V(\pi) = \mathbb{E}[\pi(X)Y(1) + (1 - \pi(X))Y(0)]$. There is a subtle difference between $R(\pi)$ and $V(\pi)$. For $R(\pi)$, our focus is on transferring the policy from the source domain to the target domain, and for $V(\pi)$, we aim to generalize the policy from the source domain to the entire domain. In the main text, we focus on learning the policy maximizing $R(\pi)$ to avoid redundancy. We also develop a similar approach to learn the policy maximizing $V(\pi)$ and briefly present it in Section 4.3.

3 Oracle Policy and Identifiability

3.1 Oracle Policy

The optimal policy that maximizes Eq. (1) has an explicit form. Let $\tau(X) = \mathbb{E}[Y(1) - Y(0)|X, G = 0]$ be the conditional average treatment effect (CATE) in the target domain,

$$\begin{aligned} R(\pi) &= \mathbb{E}[\pi(X)\{Y(1) - Y(0)\} + Y(0)|G = 0] \\ &= \mathbb{E}[\pi(X)\tau(X)|G = 0] + \mathbb{E}[Y(0)|G = 0] \end{aligned}$$

where the last equality follows from the law of iterated expectations. Then we have the following conclusion.

Lemma 1. *The oracle policy*

$$\begin{aligned} \pi_0^*(x) &= \arg \max_{\pi} R(\pi) = \arg \max_{\pi} \mathbb{E}[\pi(X)\tau(X)|G = 0] \\ &= \begin{cases} 1, & \text{if } \tau(x) \geq 0 \\ 0, & \text{if } \tau(x) < 0, \end{cases} \end{aligned}$$

where \max_{π} is taken over all possible policies without constraints, rather than being restricted to Π .

For an individual characterized by $X = x$ in the target domain, Lemma 1 asserts that the decision to accept treatment ($A = 1$) should be based on the sign of $\tau(x)$. The oracle policy π_0^* recommends treatment for individuals expected to experience a positive benefit, thereby optimizing the overall reward within the target domain. The target policy π^* equals the oracle policy π_0^* in Lemma 1 if $\pi_0^* \in \Pi$; otherwise, they may not be equal, and their difference is the systematic error induced by limited hypothesis space of Π .

3.2 Identifiability of the Reward

To learn the optimal policy π^* , we first need to address the identifiability problem of $R(\pi)$, as this forms the foundation for policy evaluation. Since the target dataset only contains covariates X , $R(\pi)$ cannot be identified from the target data alone due to the absence of treatment and outcome. To identify $R(\pi)$, it is necessary to borrow information from the source dataset by imposing several assumptions.

Assumption 1. For all X in the source domain,

- (i) *Unconfoundedness:* $(Y(1), Y(0)) \perp\!\!\!\perp A \mid X, G = 1$;
- (ii) *Overlap:* $0 < e_1(X) \triangleq \mathbb{P}(A = 1 \mid X, G = 1) < 1$, where $e_1(X)$ is the propensity score.

Assumption 1(i) states that, in the source domain, the treatment is independent of the potential outcomes given the covariates, implying that all confounders affecting both the treatment and outcome are observed. Assumption 1(ii) asserts that any individual characterized by X in the source domain has a positive probability of receiving treatment. Assumption 1 is a standard assumption for identifying causal effects in the source domain [Rosenbaum and Rubin, 1983; Imbens and Rubin, 2015; Hernán and Robins, 2020]. However, Assumption 1 is not enough to identify the causal effects in the target domain. Thus, we further invoke Assumption 2.

Assumption 2 (Transportability). Suppose that

- (i) $(Y(0), Y(1)) \perp\!\!\!\perp G \mid X$ for all X ;
- (ii) $0 < s(X) \triangleq \mathbb{P}(G = 1 \mid X) < 1$ for all X in the source domain, where $s(X)$ is the sampling score.

Assumption 2 is standard and is widely adopted in causal effects estimation via data combination in causal inference [Stuart et al. [2011]; Tipton [2013]; Hartman et al. [2015]; Kern et al. [2016a]; Lesko et al. [2017]; Buchanan et al. [2018]; Li et al. [2022, 2023a]. Assumption 2(ii) indicates that all individuals in the source domain have a positive probability of belonging to the target domain. Assumption 2(i) implies that $\mathbb{E}[Y(a) \mid X, G = 1] = \mathbb{E}[Y(a) \mid X, G = 0] = \mathbb{E}[Y(a) \mid X]$ for $a = 0, 1$, which ensures the transportability of the CATE from the source domain to the target domain and leads to the identifiability of $\tau(X)$, that is,

$$\begin{aligned} \tau(X) &= \mathbb{E}[Y(1) - Y(0) \mid X, G = 0] = \mathbb{E}[Y(1) - Y(0) \mid X, G = 1] \\ &= \mathbb{E}[Y \mid X, A = 1, G = 1] - \mathbb{E}[Y \mid X, A = 0, G = 1] \\ &\triangleq \mu_1(X) - \mu_0(X), \end{aligned}$$

where the third equality follows from Assumption 1. Thus, under Assumptions 1-2, the reward $R(\pi)$ can be identified as

$$\begin{aligned} R(\pi) &= \mathbb{E}[\pi(X)\mu_1(X) + (1 - \pi(X))\mu_0(X) \mid G = 0] \\ &= \mathbb{E}\left[\frac{1 - G}{1 - q} \{\pi(X)\mu_1(X) + (1 - \pi(X))\mu_0(X)\}\right] \quad (2) \end{aligned}$$

Assumption 2 allows the presence of covariate shift, i.e., the distribution of X in the source domain may significantly differ from that in the target domain [Gama et al., 2014]. Although Assumption 2 is commonly used, it may not always be held in practice. Specifically, when there is a concept shift between the source and target domains, i.e., $\mathbb{P}(Y(a) \mid X, G = 1) \neq \mathbb{P}(Y(a) \mid X, G = 0)$, Assumption 2 is violated. In Section 5, we introduce Assumption 3 that relaxes Assumption 2, and based on it, we propose a novel sensitivity analysis to assess the impact of concept drift.

4 Policy Learning under Covariate Shift

In this section, we proposed a method for learning the optimal policy. It consists of two steps: (a) policy evaluation, estimating the reward $R(\pi)$ for a given π , and (b) policy learning, learning the optimal policy based on the estimated reward.

4.1 Estimation of the Reward $R(\pi)$

According to Eq. (2), a direct method for estimating the reward $R(\pi)$ is given as

$$\hat{R}_{\text{Direct}}(\pi) = \frac{1}{n} \sum_{i=1}^n \frac{1 - G_i}{1 - q} \left\{ \pi(X_i) \hat{\mu}_1(X_i) + (1 - \pi(X_i)) \hat{\mu}_0(X_i) \right\},$$

where $\hat{\mu}_a(X)$ ($a = 0, 1$) represents the estimated outcome regression function $\mu_a(X)$. This can be implemented by regressing Y on X using the source dataset with $A = a$. The unbiasedness of the direct estimator $\hat{R}_{\text{Direct}}(\pi)$ depends on the accuracy of $\hat{\mu}_a(X)$. If $\hat{\mu}_a(X)$ is a biased estimator of $\mu_a(X)$, then $\hat{R}_{\text{Direct}}(\pi)$ will also be a biased estimator of $R(\pi)$. Moreover, the generalization performance of the direct method is often poor because $\hat{\mu}_a(X)$ is trained using the source dataset of $A = a$, but is applied to the whole target dataset [Li et al., 2023b]. When there is a significant difference in the covariate distributions between the source and target datasets, the direct method suffers from the problem of model extrapolation [Tan, 2007], resulting in poor practical performance.

In addition to the direct method, one can use the propensity score $e_1(X) = \mathbb{P}(A = 1 \mid X, G = 1)$ and sampling score $s(X) = \mathbb{P}(G = 1 \mid X)$ to construct the inverse probability weighting (IPW) estimator of $R(\pi)$. Note that

$$R(\pi) = \mathbb{E}\left[\frac{G}{1 - q} \frac{1 - s(X)}{s(X)} \left\{ \frac{\pi(X)AY}{e_1(X)} + \frac{(1 - \pi(X))(1 - A)Y}{1 - e_1(X)} \right\}\right].$$

Based on it, the IPW estimator of $R(\pi)$ is given as

$$\begin{aligned} \hat{R}_{\text{IPW}}(\pi) &= \frac{1}{n} \sum_{i=1}^n \left\{ \frac{G_i}{1 - q} \frac{\pi(X_i)A_i Y_i}{\hat{e}_1(X_i)} \frac{1 - \hat{s}(X_i)}{\hat{s}(X_i)} \right. \\ &\quad \left. + \frac{G_i}{1 - q} \frac{(1 - \pi(X_i))(1 - A_i)Y_i}{1 - \hat{e}_1(X_i)} \frac{1 - \hat{s}(X_i)}{\hat{s}(X_i)} \right\}, \end{aligned}$$

where $\hat{e}_1(X)$ and $\hat{s}(X)$ are estimates of $e_1(X)$ and $s(X)$, respectively. The IPW estimator $\hat{R}_{\text{IPW}}(\pi)$ is an unbiased estimator of $R(\pi)$ when $\hat{e}_1(X)$ and $\hat{s}(X)$ are accurate estimators of $e_1(X)$ and $s(X)$, respectively, i.e., $\hat{e}_1(X) = e_1(X)$ and $\hat{s}(X) = s(X)$. However, a limitation of the IPW estimator is its inefficiency, meaning it tends to have a large variance.

The limitations of direct and IPW methods are essentially caused by the insufficiency of utilizing the observed data. The

direct method does not leverage the information of data indicator G and treatment A , while the IPW method does not extract the relationship between covariates X and outcome Y . To fully utilize the observed data, we derive the efficient influence function and the efficiency bound of $R(\pi)$. This allows us to obtain the semiparametric efficient estimator of $R(\pi)$. A semiparametric efficient estimator is considered optimal as it reaches the semiparametric efficiency bound, meaning it has the smallest asymptotic variance under several regularity conditions [Newey, 1990; Tsiatis, 2006].

Theorem 1 (Efficiency Bound of $R(\pi)$). *Under Assumptions 1-2, the efficient influence function of $R(\pi)$ is*

$$\begin{aligned} \varphi_R = & \frac{G}{1-q} \frac{\pi(X)A\{Y - \mu_1(X)\}}{e_1(X)} \frac{1-s(X)}{s(X)} \\ & + \frac{G}{1-q} \frac{(1-\pi(X))(1-A)\{Y - \mu_0(X)\}}{1-e_1(X)} \frac{1-s(X)}{s(X)} \\ & + \frac{1-G}{1-q} \{\pi(X)\mu_1(X) + (1-\pi(X))\mu_0(X) - R(\pi)\}. \end{aligned}$$

The semiparametric efficiency bound of $R(\pi)$ is $\text{Var}(\varphi_R)$.

Theorem 1 presents the efficient influence function and semiparametric efficiency bound of $R(\pi)$ under Assumptions 1-2. From Theorem 1, we can construct the semiparametric efficient (SE) estimator of $R(\pi)$, which is given as

$$\begin{aligned} \hat{R}_{SE}(\pi) = & \frac{1}{n} \sum_{i=1}^n \left[\frac{G_i}{1-q} \frac{\pi(X_i)A_i\{Y_i - \hat{\mu}_1(X_i)\}}{\hat{e}_1(X_i)} \frac{1-\hat{s}(X_i)}{\hat{s}(X_i)} \right. \\ & + \frac{G_i}{1-q} \frac{(1-\pi(X_i))(1-A_i)\{Y_i - \hat{\mu}_0(X_i)\}}{1-\hat{e}_1(X_i)} \frac{1-\hat{s}(X_i)}{\hat{s}(X_i)} \\ & \left. + \frac{1-G_i}{1-q} \{\pi(X_i)\hat{\mu}_1(X_i) + (1-\pi(X_i))\hat{\mu}_0(X_i)\} \right]. \end{aligned}$$

Next, we analyze the theoretical properties of $\hat{R}_{SE}(\pi)$.

Proposition 1 (Double Robustness of $\hat{R}_{SE}(\pi)$). *Under Assumptions 1 and 2, $\hat{R}_{SE}(\pi)$ is an unbiased estimator of $R(\pi)$ if one of the following conditions is satisfied: (i) $\hat{\mu}_a(x) = \mu_a(x)$, i.e., $\hat{\mu}_a(x)$ estimates $\mu_a(x)$ accurately for $a = 0, 1$; (ii) $\hat{e}_1(x) = e_1(x)$ and $\hat{s}(x) = s(x)$, i.e., $\hat{e}_1(x)$ and $\hat{s}(x)$ estimate $e_1(x)$ and $s(x)$ accurately.*

Proposition 1 shows the double robustness of $\hat{R}_{SE}(\pi)$, i.e., if $\mu_a(X)$ for $a = 0, 1$ can be estimated accurately, or $e_1(X)$ and $s(X)$ can be estimated accurately, $\hat{R}_{SE}(\pi)$ is an unbiased estimator of $R(\pi)$. Double robustness provides more reliable results by mitigating inductive bias caused by inaccurate models for $\{e_1(X), s(X)\}$ and $\mu_a(X)$ for $a = 0, 1$.

Theorem 2 (Efficiency of $\hat{R}_{SE}(\pi)$). *Under the Assumptions 1-2, if $\|\hat{e}_1(x) - e_1(x)\|_2 \cdot \|\hat{\mu}_a(x) - \mu_a(x)\|_2 = o_{\mathbb{P}}(n^{-1/2})$ and $\|\hat{s}(x) - s(x)\|_2 \cdot \|\hat{\mu}_a(x) - \mu_a(x)\|_2 = o_{\mathbb{P}}(n^{-1/2})$ for all $x \in \mathcal{X}$ and $a \in \{0, 1\}$, then $\hat{R}_{SE}(\pi)$ satisfies*

$$\sqrt{n}\{\hat{R}_{SE}(\pi) - R(\pi)\} \xrightarrow{d} \mathcal{N}(0, \sigma^2),$$

where $\sigma^2 = \text{Var}(\varphi_R)$ is the semiparametric efficiency bound of $R(\pi)$, and \xrightarrow{d} means convergence in distribution.

Theorem 2 establishes the consistency and asymptotic normality of the proposed estimator $\hat{R}_{SE}(\pi)$. In addition, it shows that $\hat{R}_{SE}(\pi)$ is semiparametric efficient, i.e., it achieves the semiparametric efficiency bound. These desired properties hold under the mild condition that the nuisance parameters $\{e(x), s(x), \mu_0(x), \mu_1(x)\}$ are estimated at a rate faster than $n^{-1/4}$. These conditions are common in causal inference and can be easily satisfied using a variety of flexible machine learning methods [Chernozhukov *et al.*, 2018].

4.2 Learning the Optimal Policy

After estimating the reward, we now focus on learning the optimal policy. Recall that for a given hypothesis space Π , the target policy is given as $\pi^*(x) = \arg \max_{\pi \in \Pi} R(\pi)$. Through optimizing different estimators of reward $R(\pi)$, we obtain different estimator of π^* , denoted as $\hat{\pi}$, defined by

$$\hat{\pi}(x) = \arg \max_{\pi \in \Pi} \hat{R}(\pi) \quad (3)$$

where $\hat{R}(\pi)$ can be $\hat{R}_{\text{Direct}}(\pi)$, $\hat{R}_{\text{IPW}}(\pi)$, or $\hat{R}_{SE}(\pi)$.

As discussed in Athey and Wager [2021], when learning the policy by optimizing the estimated reward, it achieves better generalization performance if the estimated reward is more efficient. Since the estimator $\hat{R}_{SE}(\pi)$ is the most efficient one under Assumptions 1-2, as shown in Theorem 1, we then focus on exploring its finite sample properties and the learned policy obtained by optimizing it. Similar results can also be derived for the direct and IPW methods. In finite samples, we allow $\hat{\mu}_a(X)$, $\hat{e}_1(X)$, and $\hat{s}(X)$ to be inaccurate, i.e., they may differ from $\mu_a(X)$, $e_1(X)$, and $s(X)$.

The following Proposition 2 presents the bias of $\hat{R}_{SE}(\pi)$.

Proposition 2 (Bias). *Given the learned $\hat{\mu}_a(X)$ for $a = 0, 1$, $\hat{e}_1(X)$, and $\hat{s}(X)$, then for any given π , the bias of $\hat{R}_{SE}(\pi)$ is*

$$\begin{aligned} \text{Bias}(\hat{R}_{SE}(\pi)) = & \|\mathbb{E}[\hat{R}_{SE}(\pi)] - R(\pi)\| \\ = & \left| \frac{1}{n} \sum_{i=1}^n \left[\frac{\pi(X_i)(\mu_1(X_i) - \hat{\mu}_1(X_i))}{1-q} \times \right. \right. \\ & \left. \left\{ \frac{s(X_i)e_1(X_i)(1-\hat{s}(X_i)) - \hat{s}(X_i)\hat{e}_1(X_i)(1-s(X_i))}{\hat{e}_1(X_i)\hat{s}(X_i)} \right\} \right. \\ & \left. + \frac{(1-\pi(X_i))(\mu_0(X_i) - \hat{\mu}_0(X_i))}{1-q} \times \right. \\ & \left. \left. \left\{ \frac{s(X_i)e_0(X_i)(1-\hat{s}(X_i)) - \hat{s}(X_i)\hat{e}_0(X_i)(1-s(X_i))}{\hat{e}_0(X_i)\hat{s}(X_i)} \right\} \right] \right|, \end{aligned}$$

where $e_0(X_i) = 1 - e_1(X_i)$ and $\hat{e}_0(X_i) = 1 - \hat{e}_1(X_i)$.

From Proposition 2, the bias of $\hat{R}_{SE}(\pi)$ is the product of the estimation errors $\mu_a(X) - \hat{\mu}_a(X)$ and $s(X)e_a(X)(1 - \hat{s}(X)) - \hat{s}(X)\hat{e}_a(X)(1 - s(X))$ for $a = 0, 1$. Clearly, when either $\hat{\mu}_a(X)$ is close to $\mu_a(X)$, or $\hat{s}(X)$ and $\hat{e}_1(X)$ are close to $s(X)$ and $e_1(X)$, $\hat{R}_{SE}(\pi)$ will be close to $R(\pi)$. This further demonstrates the double robustness of $\hat{R}(\pi)$.

Next, we show the generalization error bound (or the regret) of the learned policy. For clarity, we define

$$\hat{\pi}_{se}(x) = \arg \max_{\pi \in \Pi} \hat{R}_{SE}(\pi),$$

which is the learned policy by optimizing $\hat{R}_{SE}(\pi)$.

Theorem 3 (Generalization Error Bound). *For any finite hypothesis space Π , we have that*

(i) *with at least probability $1 - \eta$,*

$$R(\hat{\pi}_{se}) \leq \hat{R}(\hat{\pi}_{se}) + \text{Bias}(\hat{R}_{SE}(\hat{\pi}_{se})) + \mathcal{B}(\mathcal{D}_0, \mathcal{D}_1, \eta, \Pi),$$

where $\mathcal{B}(\mathcal{D}_0, \mathcal{D}_1, \eta, \Pi)$ equals to

$$\sqrt{\frac{\log(2|\Pi|/\eta)}{2n^2} \sum_{i=1}^n \frac{(Y_i - \hat{\mu}_{A_i}(X_i))^2 (1 - \hat{s}(X_i))^2}{(1-q)^2 \hat{e}_{A_i}^2(X_i) \hat{s}^2(X_i)},}$$

with $\hat{\mu}_{A_i}(X_i) = A_i \hat{\mu}_1(X_i) + (1 - A_i) \hat{\mu}_0(X_i)$.

(ii) *with at least probability $1 - \eta$,*

$$R(\hat{\pi}_{se}) \leq R(\pi^*) + \text{Bias}(\hat{R}_{SE}(\hat{\pi}_{se})) + \text{Bias}(\hat{R}_{SE}(\pi^*)) + 2\mathcal{B}(\mathcal{D}_0, \mathcal{D}_1, \eta, \Pi).$$

Theorem 3(i) provides the generalization error bound of the learned policy $\hat{\pi}_{se}$, and Theorem 3(ii) presents the difference between the generalization risks of the learned policy and the optimal policy π^* . Note that when $(Y_i - \hat{\mu}_{A_i}(X_i))^2$ are bounded, then $\mathcal{B}(\mathcal{D}_0, \mathcal{D}_1, \eta, \Pi)$ will converge to 0 as the sample size n goes to infinity. Thus, for a sufficiently large sample size n , if the nuisance parameters are estimated with adequate accuracy, the generalization bound of the learned policy will be approximated well by the estimated reward. Additionally, the generalization bound of the learned policy will be close to that of the optimal policy $\hat{\pi}^*$.

4.3 Generalizing Policy to the Entire Domain

The approach proposed in Sections 4.1–4.2 is designed to learn the optimal policy in the target domain. In this subsection, we extend the approach to the entire domain, aiming to learn the optimal policy that maximizes $V(\pi)$. Under Assumption 1–2, the reward $V(\pi)$ is identified as

$$V(\pi) = \mathbb{E}[\pi(X)\mu_1(X) + (1 - \pi(X))\mu_0(X)] \quad (4)$$

Similar to Theorem 1, we present the the efficient influence function and the efficient bound of $V(\pi)$.

Theorem 4 (Efficiency Bound of $V(\pi)$). *Under Assumptions 1–2, the efficient influence function of $V(\pi)$ is*

$$\varphi_V = \pi(X)\mu_1(X) + (1 - \pi(X))\mu_0(X) - V(\pi) + \frac{G}{s(X)} \left\{ \frac{\pi(X)A(Y - \mu_1(X))}{e_1(X)} + \frac{(1 - \pi(X))(1 - A)(Y - \mu_0(X))}{1 - e_1(X)} \right\}$$

The semiparametric efficiency bound of $V(\pi)$ is $\text{Var}(\varphi_V)$.

From Theorem 4, we can construct the semiparametric efficient (SE) estimator of $V(\pi)$, denoted as $\hat{V}_{SE}(\pi)$, and show its theoretical properties, such as double robustness, consistency, asymptotic normality, and semiparametric efficiency. Moreover, following the method described in Section 4.2, we can develop an approach to learn the optimal policy in the entire domain based on $\hat{V}_{SE}(\pi)$. For brevity, the detailed description is omitted here.

5 Sensitivity Analysis for Concept Shift

The proposed policy learning approach in Sections 3–4 rely on Assumptions 1–2. However, Assumption 2 may be violated under concept shift. In this section, we propose a novel sensitivity analysis method to evaluate the robustness of the proposed policy learning approach in the presence of both covariate and concept shifts. Specifically, to further relax Assumption 2 and explore the impact of concept shift, we replace Assumption 2 with Assumption 3 by introducing two general concept shift functions $\psi_0(\cdot)$ and $\psi_1(\cdot)$.

Assumption 3. *Suppose that*

$$\begin{aligned} \mathbb{E}[Y(1)|X, G = 0] &= \psi_1(\mathbb{E}[Y(1)|X, G = 1]), \\ \mathbb{E}[Y(0)|X, G = 0] &= \psi_0(\mathbb{E}[Y(0)|X, G = 1]) \end{aligned}$$

where $\psi_0(\cdot)$ and $\psi_1(\cdot)$ are two differentiable functions.

The concept shift functions $\psi_0(\cdot)$ and $\psi_1(\cdot)$ in Assumption 3 measure the degree of deviation between two conditional expectations. Compared to Assumption 2, a significant advantage of Assumption 3 is that it allows for variability in the conditional distributions of potential outcomes between the target domain ($G = 0$) and the source domain ($G = 1$). This flexibility accommodates the presence of both covariate shift and concept shift. Under Assumptions 1 and 3, when the concept shift functions $\psi_0(\cdot)$ and $\psi_1(\cdot)$ are known, the reward $R(\pi)$ is identified as

$$R(\pi) = \mathbb{E}[\pi(X)\psi_1(\mu_1(X)) + (1 - \pi(X))\psi_0(\mu_0(X)) | G = 0]$$

In addition, we could obtain the corresponding efficient influence function and efficiency bound for $R(\pi)$ under Assumptions 1 and 3, as shown in Theorem 5.

Theorem 5. *Under Assumptions 1 and 3, the efficient influence function of $R(\pi)$ is given as*

$$\begin{aligned} \bar{\varphi}_R &= \frac{G}{1-q} \frac{1-s(X)}{s(X)} \frac{\pi(X)\psi_1'(\mu_1(X))A\{Y - \mu_1(X)\}}{e_1(X)} \\ &+ \frac{G}{1-q} \frac{1-s(X)}{s(X)} \frac{(1-\pi(X))\psi_0'(\mu_0(X))(1-A)\{Y - \mu_0(X)\}}{1-e_1(X)} \\ &+ \frac{1-G}{1-q} [\pi(X)\psi_1\{\mu_1(X)\} + (1-\pi(X))\psi_0\{\mu_0(X)\} - R(\pi)], \end{aligned}$$

where $\psi_0'(\cdot)$ and $\psi_1'(\cdot)$ represent the first derivatives of $\psi_0(\cdot)$ and $\psi_1(\cdot)$, respectively. The efficiency bound is $\text{Var}(\bar{\varphi}_R(\pi))$.

Theorem 5 demonstrates that the first derivatives of the concept shift functions play a key role in the efficiency bound of $R(\pi)$ under Assumptions 1 and 3. When ψ_1 and ψ_0 are identity functions, Theorem 5 reduces to Theorem 2. If $\psi_0(\cdot)$ and $\psi_1(\cdot)$ are known, we can construct the semiparametric efficient estimator of $R(\pi)$ under both covariate and concept shifts and develop corresponding policy learning approaches. However, in practice, $\psi_0(\cdot)$ and $\psi_1(\cdot)$ are generally unknown.

Nevertheless, when $\psi_0(\cdot)$ and $\psi_1(\cdot)$ are unknown, Theorem 5 motivates an efficient-influence-function-based sensitivity method for concept shift. For example, we can select a range of concept drift functions such as

$$\{\psi_{0,\epsilon_0}(u) : \psi_{0,\epsilon_0}(u) = \epsilon_0 u\}, \{\psi_{1,\epsilon_1}(u) : \psi_{1,\epsilon_1}(u) = \epsilon_1 u\}.$$

where ϵ_0 and ϵ_1 are two sensitivity parameters that index the functions $\psi_{0,\epsilon_0}(u)$ and $\psi_{1,\epsilon_1}(u)$, capturing the concept

Table 1: Comparison of estimated rewards, policy errors and welfare changes on the simulated and real-world datasets. The best results are highlighted in bold. RI refers to the relative improvement over the corresponding baseline. SD indicates standard deviation.

Simulated Dataset	REWARDS				POLICY ERROR			WELFARE CHANGES		
METHODS	MEAN	RI	SD	ΔE	MEAN	RI	SD	ΔW	RI	SD
Direct (baseline)	455.24	-	0.32	40.62	0.45	-	0.0024	215194.26	-	800.41
IPW	477.17	4.82%	29.38	18.69	0.33	-63.10%	0.3165	269741.06	25.24%	41875.37
SE	490.22*	7.68%	0.85	5.49*	0.09*	78.51%	0.0062	287185.90*	33.43%	1940.79
Real-World Dataset	REWARDS				POLICY ERROR			WELFARE CHANGES		
METHODS	MEAN	RI	SD	ΔE	MEAN	RI	SD	ΔW	RI	SD
Direct (baseline)	47.76	-	0.3076	13.18	0.50	-	0.0083	24482.59	-	1157.53
IPW	50.00	4.68%	1.3002	10.95	0.42	15.07%	0.0391	28468.45	16.28%	1971.35
SE	60.50*	26.66%	0.0017	0.45*	0.08*	84.35%	0.0002	47175.56*	92.69%	814.84

Note: * statistically significant results (p-value ≤ 0.05) using the paired t-test compared with the baseline.

shifts for potential outcomes under treatment and control, respectively. For a pair (ϵ_0, ϵ_1) , let $\hat{R}_{SE}(\pi, \epsilon_0, \epsilon_1)$ and $\hat{\pi}(\epsilon_0, \epsilon_1)$ be the efficient estimator and the associated learned policy based on Theorem 5. We can then assess the robustness of the proposed approach by examining how $\hat{R}_{SE}(\pi, \epsilon_0, \epsilon_1)$ and $\hat{\pi}(\epsilon_0, \epsilon_1)$ change across a range of values for (ϵ_0, ϵ_1) .

6 Experiments

We conduct experiments on both simulated datasets and real-world datasets to answer the following questions:

- **RQ1:** Does the proposed SE method provide a more accurate estimation of the reward?
- **RQ2:** Does the proposed method learn better policies?
- **RQ3:** How does the degree of covariate shift affect the performance of the proposed method?
- **RQ4:** How does the degree of concept shift affect the robustness of the proposed method?

6.1 Experiments on Simulated Datasets

Datasets. We generate the source and target datasets in the simulated experiment. The source dataset consists of 512 individuals. For each individual, the covariates $X = (X_1, X_2, X_3)^\top \sim \mathcal{N}(\mu_1, \Sigma_1)$, where $\mu_1 = [10, 3, 7]^\top$ is the mean vector and $\Sigma_1 \in \mathbb{R}^{3 \times 3}$ is the covariance matrix with the (i, j) -th element being $2^{-|i-j|}$ for $i, j = 1, 2, 3$. The treatment A is generated from $Bern(0.5)$, and the potential outcomes are generated as follows: $Y(1) = 15 + 0.4\tilde{X}_1\tilde{X}_2 + 0.7\tilde{X}_3 + \epsilon$, $Y(0) = 10 + 0.1\tilde{X}_1 + 0.5\tilde{X}_2\tilde{X}_3 + \epsilon$, where $\tilde{X}_j = X_j \cdot |X_j|^{0.1} + X_j \cdot |X_j|^{0.3} + X_j \cdot |X_j|^{0.5}$ for $j = 1, 2, 3$ and $\epsilon \sim \mathcal{N}(0, 1)$. The observed outcome is $Y = AY(1) + (1 - A)Y(0)$. The variables X, A, Y are available in the source dataset. For the target dataset, we generate 2,048 individuals. The covariates $X \sim \mathcal{N}(\mu_2, \Sigma_2)$, where the mean vector $\mu_2 = [9, 4, 6]^\top$ and the covariance matrix $\Sigma_2 \in \mathbb{R}^{3 \times 3}$ has (i, j) -th element given by $2^{-|i-j|+1}$ for $i, j = 1, 2, 3$. Only X is available in the target dataset. In addition, to assess the performance of the learned policy, we also generate $\{Y(1), Y(0)\}$ for individuals in the target dataset, using the same method as in the source dataset.

Compared Methods. The direct and IPW method. $\hat{\pi}_{\text{direct}} = \arg \max_{\pi \in \Pi} \hat{R}_{\text{Direct}}(\pi)$ and $\hat{\pi}_{\text{ipw}} = \arg \max_{\pi \in \Pi} \hat{R}_{\text{IPW}}(\pi)$.

Evaluation Metrics. The same as Kitagawa and Tetenov [2018]; Li *et al.* [2023c], we adopt the metrics below.

- To assess the performance of a policy learning method, we calculate the true reward in the target dataset which is given by $\hat{R}(\hat{\pi}) = n_0^{-1} \sum_{i=1}^n (1 - G_i)[\pi(X_i)Y_i(1) + (1 - \pi(X_i))Y_i(0)]$. Also, we define the regret as $\Delta E = \hat{R}(\pi_0^*) - \hat{R}(\hat{\pi})$, representing the difference between the reward induced by the oracle policy and that induced by the learned policy $\hat{\pi}$.

- To evaluate the accuracy of the learned policy $\hat{\pi}$, we define the policy error as $n_0^{-1} \sum_{i=1}^n (1 - G_i)|\pi_0^*(X_i) - \hat{\pi}(X_i)|^2$, the mean square errors between the oracle policy π_0^* and $\hat{\pi}$.

- We define welfare change as $\Delta W = \sum_{i=1}^n [(Y_i(1) - Y_i(0))\hat{\pi}(X_i)]$, representing the difference between the total rewards induced by $\hat{\pi}$ and the null policy $\pi \equiv 0$. A policy learning method is better when it yields a larger true reward, smaller regret, lower policy error, and greater welfare change.

Performance Comparison (RQ1 and RQ2). We average 50 independent trials of policy learning and Table 1 (top panel) reports the average true rewards $\hat{R}(\hat{\pi})$, regrets ΔE , policy errors, and the welfare changes for different policy learning methods. From it, we have the following observations:

- The proposed SE method achieves the highest reward, smallest regret, lowest policy error, and largest welfare change. Compared to the Direct method (baseline), these improvements are substantial—up to 7.68% in reward, 78.51% in policy error, and 33.43% in welfare change—demonstrating the superiority of the SE method.

- The standard deviations of the Direct and SE methods are significantly smaller than that of the IPW method, indicating the instability (large variance) of the IPW method.

In summary, the SE method outperforms the competing Direct and IPW methods, owing to its desirable properties, such as double robustness and semiparametric efficiency.

Effect of varying the degree of covariate shift (RQ3). We evaluate the robustness of three policy learning approaches (Direct, IPW, SE) by varying the degree of covariate shift between the source and target datasets. The degree of covariate shift is measured by the Chebyshev distance between the two mean vectors μ_1 and μ_2 in source and target datasets. The Chebyshev distance is defined as $d(\mu_1, \mu_2) = \max_j |\mu_{1,j} - \mu_{2,j}|$, where $\mu_{1,j}$ and $\mu_{2,j}$ are the j -th elements of μ_1 and μ_2 , respectively. Three metrics are used to measure performance: true reward induced by the learned policy, policy error, and

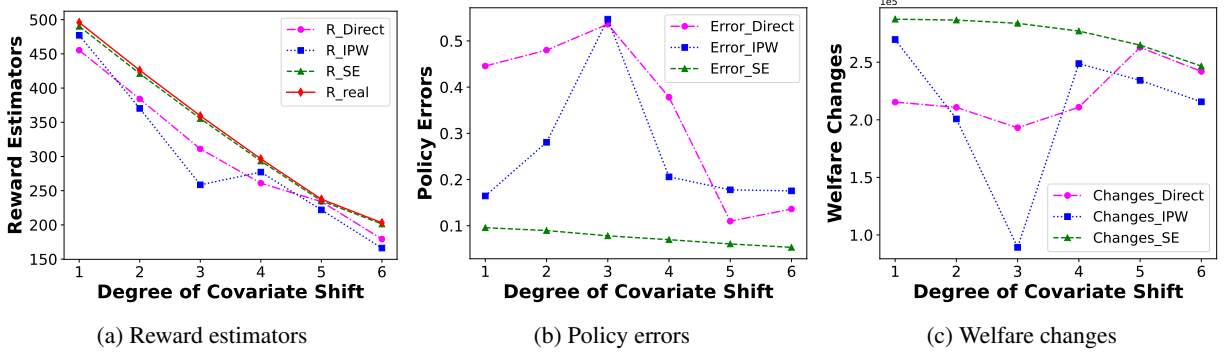


Figure 1: Comparison of three methods with different means of covariates in the target dataset

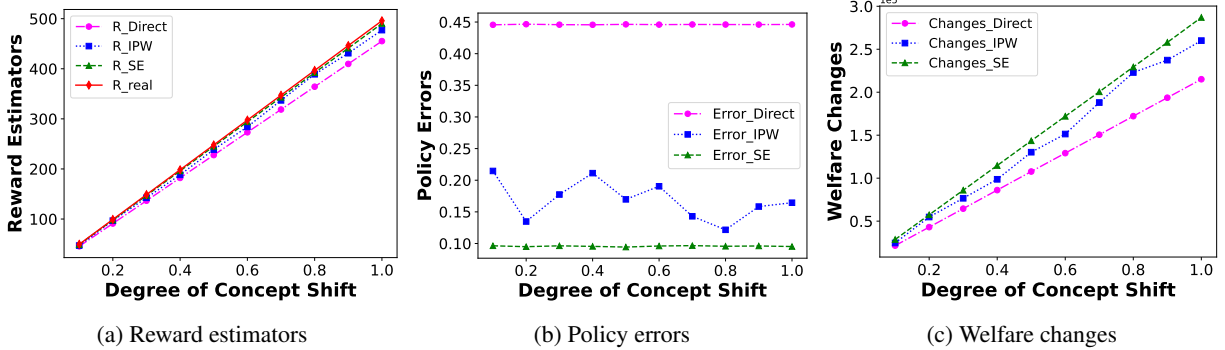


Figure 2: Comparison of three methods with different concept shift parameters in the target dataset

welfare change. Figure 1 illustrates how these metrics vary with increasing covariate shift, showing that the proposed SE method remains more stable across different levels of covariate shift and consistently achieves superior performance.

Effect of varying the degree of concept shift (RQ4). We also evaluate the robustness of the proposed methods by varying the degree of concept shift between the source and target datasets. The degree of covariate shift is measured by concept shift parameters ϵ_1 and ϵ_0 . To simplify, we let $\epsilon_1 = \epsilon_1 = 0.1, 0.2, \dots, 0.9, 1$. Figure 2 demonstrates the variation of these metrics as concept shift decreases, highlighting the greater performance of the proposed SE method across varying levels of concept shift.

Effect of varying probability of treatment. We further evaluate the robustness by varying the data-generating of treatments in the source dataset. Appendix C presents comprehensive details and experimental results, demonstrating the overall superiority of the proposed SE method.

6.2 Experiments on Real-World Datasets

Datasets. The Communities and Crime dataset [Redmond, 2009] comprises 1994 records from communities in the United States, which combines socio-economic data from the 1990 US Census, law enforcement data from the 1990 US LEMAS survey, and crime data from the 1995 FBI UCR. Each record includes 127 covariates, including location information (such as state and county), economic factors (such as perCapInc and HousVacant) and demographics (such as PopDens and PctBSorMore). We use records from communities in New Jersey as the source dataset and records from communities in other states as the target dataset. In addition to using

the information from covariates, we simulated the treatment A and the potential outcomes $Y(1), Y(0)$. See Appendix D for the detailed data generation process.

Performance Comparison. We also average over 50 independent trials of policy learning and Table 1 (bottom panel) reports the associated results. From it, we have the following observations: (1) The proposed SE method outperforms the Direct and IPW methods across all evaluation metrics; (2) Compared to the baseline, the SE method shows substantial improvements—up to 26.66% in reward, 84.35% in policy error, and 92.69% in welfare change. These observations further demonstrate the SE method’s superiority.

7 Conclusion

In this article, we propose a principled policy learning method from a causal perspective. We detail the identifiability assumptions for the reward, derive its efficient influence function, and develop a doubly robust estimator, which is consistent, asymptotically normal, and achieves semiparametric efficiency. We also provide a generalization error bound for the learned optimal policy. Moreover, we introduce a novel sensitivity analysis method to assess the robustness of the proposed policy learning approach under both covariate and concept shifts. Extensive experiments confirm the effectiveness and reliability of our proposed method, demonstrating both theoretical and practical advantages. A limitation is that the method requires $0 < s(X) < 1$, which may not hold when covariate distributions between source and target datasets vary substantially. Future research should explore relaxing this assumption to improve the method’s applicability in more diverse scenarios.

References

- Susan Athey and Stefan Wager. Policy learning with observational data. *Econometrica*, 89(1):133–161, 2021.
- Susan Athey, Raj Chetty, Guido Imbens, and Hyunseung Kang. The surrogate index: Combining short-term proxies to estimate long-term treatment effects more rapidly and precisely. Working Paper 26463, National Bureau of Economic Research, 2019.
- Dimitris Bertsimas, Nathan Kallus, Alexander M Weinstein, and Ying Daisy Zhuo. Personalized diabetes management using electronic medical records. *Diabetes Care*, 40(2):210–217, 2017.
- Ashley L Buchanan, Michael G Hudgens, Stephen R Cole, Katie R Mollan, Paul E Sax, Eric S Daar, Adaora A Adimora, Joseph J Eron, and Michael J Mugavero. Generalizing evidence from randomized trials using inverse probability of sampling weights. *Journal of the Royal Statistical Society Series A: Statistics in Society*, 181(4):1193–1209, 2018.
- Keyu Chen and Shiliang Sun. Knowledge-based conversational recommender systems enhanced by dialogue policy learning. In *Proceedings of the 10th International Joint Conference on Knowledge Graphs*, pages 10–18, 2021.
- V. Chernozhukov, D. Chetverikov, M. Demirer, E. Duflo, C. Hansen, W. Newey, and J. Robins. Double/debiased machine learning for treatment and structural parameters. *The Econometrics Journal*, 21:1–68, 2018.
- Bénédicte Colnet, Imke Mayer, Guanhua Chen, Awa Dieng, Ruohong Li, Gaël Varoquaux, Jean-Philippe Vert, Julie Josse, and Shu Yang. Causal inference methods for combining randomized trials and observational studies: a review. *Statistical Science*, 39(1):165–191, 2024.
- Juan Correa, Jin Tian, and Elias Bareinboim. Generalized adjustment under confounding and selection biases. In *Proceedings of the AAAI Conference on Artificial Intelligence*, pages 6355–6342, 2018.
- Issa J. Dahabreh, Sarah E. Robertson, Eric J. Tchetgen, Elizabeth A. Stuart, and Miguel A. Hernán. Generalizing causal inferences from individuals in randomized trials to all trial-eligible individuals. *Biometrics*, 75(2):685–694, 2019.
- Issa J. Dahabreh, Sarah E. Robertson, Jon A. Steingrimsson, Elizabeth A. Stuart, and Miguel A. Hernán. Extending inferences from a randomized trial to a new target population. *Statistics in Medicine*, 39:1999–2014, 2020.
- João Gama, Indrè Žliobaitė, Albert Bifet, Mykola Pechenizkiy, and Abdelhamid Bouchachia. A survey on concept drift adaptation. *ACM Computing Surveys*, 46(4):1–37, 2014.
- Erin Hartman, Richard Grieve, Roland Ramsahai, and Jasjeet S Sekhon. From sample average treatment effect to population average treatment effect on the treated: combining experimental with observational studies to estimate population treatment effects. *Journal of the Royal Statistical Society Series A: Statistics in Society*, 178(3):757–778, 2015.
- Zhe He, Xiang Tang, Xi Yang, Yi Guo, Thomas J. George, Neil Charness, Kelsa Bartley Quan Hem, William Hogan, and Jiang Bian. Clinical trial generalizability assessment in the big data era: A review. *Clinical and Translational Science*, 13:675–684, 2020.
- M.A. Hernán and J. M. Robins. *Causal Inference: What If*. Boca Raton: Chapman and Hall/CRC, 2020.
- V Joseph Hotz, Guido W Imbens, and Julie H Mortimer. Predicting the efficacy of future training programs using past experiences at other locations. *Journal of Econometrics*, 125(1-2):241–270, 2005.
- Wenjie Hu, Xiao-Hua Zhou, and Peng Wu. Identification and estimation of treatment effects on long-term outcomes in clinical trials with external observational data. *Statistica Sinica*, 2023.
- Tri Huynh, Aiden Nibali, and Zhen He. Semi-supervised learning for medical image classification using imbalanced training data. *Computer methods and programs in biomedicine*, 216:106628, 2022.
- G. W. Imbens and D. B. Rubin. *Causal Inference For Statistics Social and Biomedical Science*. Cambridge University Press, 2015.
- Guido Imbens, Nathan Kallus, Xiaojie Mao, and Yuhao Wang. Long-term causal inference under persistent confounding via data combination. *arXiv preprint arXiv:2202.07234*, 2022.
- Holger L Kern, Elizabeth A Stuart, Jennifer Hill, and Donald P Green. Assessing methods for generalizing experimental impact estimates to target populations. *Journal of Research on Educational Effectiveness*, 9(1):103–127, 2016.
- Holger L Kern, Elizabeth A Stuart, Jennifer Hill, and Donald P Green. Assessing methods for generalizing experimental impact estimates to target populations. *Journal of research on educational effectiveness*, 9(1):103–127, 2016.
- Toru Kitagawa and Aleksey Tetenov. Who should be treated? empirical welfare maximization methods for treatment choice. *Econometrica*, 86(2):591–616, 2018.
- Padmavathi Kora, Chui Ping Ooi, Oliver Faust, U Raghavendra, Anjan Gudigar, Wai Yee Chan, K Meenakshi, K Swaraja, Pawel Plawiak, and U Rajendra Acharya. Transfer learning techniques for medical image analysis: A review. *Biocybernetics and Biomedical Engineering*, 42(1):79–107, 2022.
- Michael R. Kosorok and Eric B. Laber. Precision medicine. *Annual Review of Statistics and Its Application*, 6:263–86, 2019.
- Wai-Chung Kwan, Hong-Ru Wang, Hui-Min Wang, and Kam-Fai Wong. A survey on recent advances and challenges in reinforcement learning methods for task-oriented dialogue policy learning. *Machine Intelligence Research*, 20(3):318–334, 2023.
- Catherine R Lesko, Ashley L Buchanan, Daniel Westreich, Jessie K Edwards, Michael G Hudgens, and Stephen R

- Cole. Generalizing study results: a potential outcomes perspective. *Epidemiology*, 28(4):553–561, 2017.
- Fan Li, Ashley L. Buchanan, and Stephen R. Cole. Generalizing trial evidence to target populations in non-nested designs: Applications to aids clinical trials. *The Journal of the Royal Statistical Society, Series C (Applied Statistics)*, 71(3):669–697, 2022.
- Fan Li, Hwanhee Hong, and Elizabeth A. Stuart. A note on semiparametric efficient generalization of causal effects from randomized trials to target populations. *Communications in Statistics: Theory and Methods*, 52(16):5767–5798, 2023.
- Haoxuan Li, Yan Lyu, Chunyuan Zheng, and Peng Wu. TDR-CL: Targeted doubly robust collaborative learning for debiased recommendations. In *ICLR*, 2023.
- Haoxuan Li, Chunyuan Zheng, Yixiao Cao, Zhi Geng, Yue Liu, and Peng Wu. Trustworthy policy learning under the counterfactual no-harm criterion. In *International Conference on Machine Learning*, pages 20575–20598. PMLR, 2023.
- Xinyu Li, Wang Miao, Fang Lu, and Xiao-Hua Zhou. Improving efficiency of inference in clinical trials with external control data. *Biometrics*, 79(1):394–403, 2023.
- Yongshuai Liu, Avishai Halev, and Xin Liu. Policy learning with constraints in model-free reinforcement learning: A survey. In *The 30th international joint conference on artificial intelligence*, 2021.
- Sara Lodi, Andrew Phillips, Jens Lundgren, Roger Logan, Shweta Sharma, Stephen R Cole, Abdel Babiker, Matthew Law, Haitao Chu, Dana Byrne, et al. Effect estimates in randomized trials and observational studies: comparing apples with apples. *American journal of epidemiology*, 188(8):1569–1577, 2019.
- Jiaqi Ma, Zhe Zhao, Xinyang Yi, Ji Yang, Minmin Chen, Jiaxi Tang, Lichan Hong, and Ed H Chi. Off-policy learning in two-stage recommender systems. In *Proceedings of The Web Conference 2020*, pages 463–473, 2020.
- Susan A Murphy. Optimal dynamic treatment regimes. *Journal of the Royal Statistical Society Series B: Statistical Methodology*, 65(2):331–355, 2003.
- Whitney K Newey. Semiparametric efficiency bounds. *Journal of Applied Econometrics*, 5(2):99–135, 1990.
- Trang Quynh Nguyen, Benjamin Ackerman, Ian Schmid, Stephen R Cole, and Elizabeth A Stuart. Sensitivity analyses for effect modifiers not observed in the target population when generalizing treatment effects from a randomized controlled trial: Assumptions, models, effect scales, data scenarios, and implementation details. *PLoS one*, 13(12):e0208795, 2018.
- Judea Pearl. Causal diagrams for empirical research. *Biometrika*, 82(4):669–688, 1995.
- Giorgio Pesciullesi, Philippe Schwaller, Teodoro Laino, and Jean-Louis Reymond. Transfer learning enables the molecular transformer to predict regio-and stereoselective reactions on carbohydrates. *Nature Communications*, 11(1):4874, 2020.
- Michael Redmond. Communities and crime. UCI Machine Learning Repository, <https://doi.org/10.24432/C53W3X>, 2009.
- P. R. Rosenbaum and D. B. Rubin. The central role of the propensity score in observational studies for causal. *Biometric*, 70:41–55, 1983.
- Donald B Rubin. Estimating causal effects of treatments in randomized and nonrandomized studies. *Journal of Educational Psychology*, 66(5):688, 1974.
- Jerzy Splawa-Neyman. On the application of probability theory to agricultural experiments. essay on. *Statistical Science*, 5(4):465–480, 1990.
- Elizabeth A Stuart, Stephen R Cole, Catherine P Bradshaw, and Philip J Leaf. The use of propensity scores to assess the generalizability of results from randomized trials. *Journal of the Royal Statistical Society Series A: Statistics in Society*, 174(2):369–386, 2011.
- Pei Sun, Henrik Kretzschmar, Xerxes Dotiwalla, and et al. Scalability in perception for autonomous driving: Waymo open dataset. In *2020 IEEE/CVF Conference on Computer Vision and Pattern Recognition (CVPR)*, pages 2443–2451, 2020.
- Zhiqiang Tan. Comment: understanding or, ps and dr. *Statistical Science*, 22:560–568, 2007.
- Santtu Tikka, Antti Hyttinen, and Juha Karvanen. Causal effect identification from multiple incomplete data sources: A general search-based approach. *arXiv preprint arXiv:1902.01073*, 2019.
- Elizabeth Tipton. Improving generalizations from experiments using propensity score subclassification: Assumptions, properties, and contexts. *Journal of Educational and Behavioral Statistics*, 88(3):239–266, 2013.
- Anastasios A Tsiatis. *Semiparametric theory and missing data*, volume 4. Springer, 2006.
- Masatoshi Uehara, Masahiro Kato, and Shota Yasui. Off-policy evaluation and learning for external validity under a covariate shift. *Advances in Neural Information Processing Systems*, 33:49–61, 2020.
- Anna X Wang, Caelin Tran, Nikhil Desai, David Lobell, and Stefano Ermon. Deep transfer learning for crop yield prediction with remote sensing data. In *Proceedings of the 1st ACM SIGCAS Conference on Computing and Sustainable Societies*, pages 1–5, 2018.
- Liansheng Wang, Yudi Jiao, Ying Qiao, Nianyin Zeng, and Rongshan Yu. A novel approach combined transfer learning and deep learning to predict tmb from histology image. *Pattern Recognition Letters*, 135:244–248, 2020.
- Fuzhen Zhuang, Zhiyuan Qi, Keyu Duan, Dongbo Xi, Yongchun Zhu, Hengshu Zhu, Hui Xiong, and Qing He. A comprehensive survey on transfer learning. *Proceedings of the IEEE*, 109(1):43–76, 2020.

A Proofs

A.1 Proof of Theorem 1

Theorem 1 (Efficiency Bound of $R(\pi)$) Under Assumptions 1-2, the efficient influence function of $R(\pi)$ is

$$\begin{aligned}\varphi_R &= \frac{G}{1-q} \frac{\pi(X)A\{Y - \mu_1(X)\}}{e_1(X)} \frac{1-s(X)}{s(X)} \\ &+ \frac{G}{1-q} \frac{(1-\pi(X))(1-A)\{Y - \mu_0(X)\}}{1-e_1(X)} \frac{1-s(X)}{s(X)} \\ &+ \frac{1-G}{1-q} \{\pi(X)\mu_1(X) + (1-\pi(X))\mu_0(X) - R(\pi)\}.\end{aligned}$$

The semiparametric efficiency bound of $R(\pi)$ is $\text{Var}(\varphi_R)$.

Proof of Theorem 1. Let $f(x)$, $f(x|g=1)$, and $f(x|g=0)$ represent the density functions of X in the combined population \mathbb{P} , source population $\mathbb{P}(\cdot|G=1)$ and target population $\mathbb{P}(\cdot|G=0)$ respectively, and denote $f(y_0, y_1|x)$ as the joint distribution of $(Y(0), Y(1))$ conditional on $X = x$, then the density of $(Y(0), Y(1), A, X, G)$ is

$$\begin{aligned}f(y_0, y_1, a, x, g) &= f(y_0, y_1, a, g|x) \cdot f(x) \\ &= f(y_0, y_1, a|x, g) \cdot f(g|x) \cdot f(x) \\ &= f(y_0, y_1|a, x, g) \cdot f(a|x, g) \cdot f(g|x) \cdot f(x),\end{aligned}$$

and the observed data distribution under Assumptions 1 and 2 is given as

$$\begin{aligned}p(a, x, y, g) &= f(a, y, g|x) \cdot f(x) \\ &= [f(x)s(x)f(a, y|x)]^g \cdot [f(x)(1-s(x))]^{1-g} \\ &= f(x) \times [s(x)\{f_1(y|x)e_1(x)\}^a \{f_0(y|x)(1-e_1(x))\}^{1-a}] \\ &\quad \times (1-s(x))^{1-g},\end{aligned}$$

where $f_1(\cdot|x) = \int f(y_0, \cdot|x)dy_0$ and $f_0(\cdot|x) = \int f(\cdot, y_1|x)dy_1$ are the marginal density of $Y(1)$ and $Y(0)$ given $X = x$, respectively.

Under Assumptions 1-2, consider a regular parametric submodel indexed by θ given as

$$\begin{aligned}p(a, x, y, g; \theta) &= f(x; \theta) \times [s(x; \theta)\{f_1(y|x; \theta)e_1(x; \theta)\}^a \\ &\quad \times \{f_0(y|x; \theta)(1-e_1(x; \theta))\}^{1-a}] \times (1-s(x; \theta))^{1-g},\end{aligned}$$

which equals $p(a, x, y, g)$ when $\theta = \theta_0$. Also, $f_a(y|x, \theta_0) = f_a(y|x, g=1, \theta_0) = f_a(y|x, g=0, \theta_0)$ for $a = 0, 1$ by Assumption 2.

Then, the score function for this submodel is given by

$$\begin{aligned}& \frac{\partial \log p(a, x, y, g; \theta)}{\partial \theta} \\ &= l(x; \theta) + ga \cdot s_1(y|x; \theta) + g(1-a) \cdot s_0(y|x; \theta) \\ &\quad + g \frac{a - e_1(x; \theta)}{e_1(x; \theta)(1 - e_1(x; \theta))} \dot{e}_1(x; \theta) \\ &\quad + \frac{g - s(x; \theta)}{s(x; \theta)(1 - s(x; \theta))} \dot{s}(x; \theta),\end{aligned}$$

where $l(x; \theta) = \partial \log f(x; \theta) / \partial \theta$, $s_1(y|x; \theta) = \partial \log f_1(y|x; \theta) / \partial \theta$, $s_0(y|x; \theta) = \partial \log f_0(y|x; \theta) / \partial \theta$, $\dot{e}_1(x; \theta) = \partial e_1(x; \theta) / \partial \theta$, and $\dot{s}(x; \theta) = \partial s(x; \theta) / \partial \theta$.

Thus, the tangent space \mathcal{T} is

$$\begin{aligned}\mathcal{T} &= \{l(x) + gas_1(y|x) + g(1-a)s_0(y|x) \\ &\quad + g(a - e_1(x)) \cdot b(x) + (g - s(x)) \cdot c(x)\},\end{aligned}$$

where $s_a(y|x)$ satisfies $\mathbb{E}[s_a(Y|X)|X = x] = \int s_a(y|x)f_a(y|x)dy = 0$ for $a = 0, 1$, $l(x)$ satisfies $\mathbb{E}[l(X)] = \int l(x)f(x)dx = 0$, $b(x)$ and $c(x)$ are arbitrary square-integrable measurable functions of x . In addition, $s_a(y|x) = s_a(y|x, g=1) = s_a(y|x, g=0)$ according to Assumption 2 ($f_a(y|x) = f_a(y|x, g=1) = f_a(y|x, g=0)$).

Under the above parametric submodel, the target estimand $R(\pi)$ can be written as

$$\begin{aligned}R(\pi; \theta) &= \mathbb{E}[\pi(x)Y(1) + (1-\pi(x))Y(0)|G=0] \\ &= \frac{\mathbb{E}[\{\pi(x)Y(1) + (1-\pi(x))Y(0)\} \cdot \mathbf{I}_{G=0}]}{\mathbb{P}(\mathbf{I}_{G=0})} \\ &= \frac{\mathbb{E}[\{\pi(x)Y(1) + (1-\pi(x))Y(0)\} \cdot (1-G)]}{\mathbb{P}(G=0)} \\ &= \frac{\iint \pi(x)(1-s(x; \theta))yf_1(y|x; \theta)f(x; \theta)dydx}{\int (1-s(x; \theta)) \cdot f(x; \theta)dx} \\ &\quad + \frac{\iint (1-\pi(x))(1-s(x; \theta))yf_0(y|x; \theta)f(x; \theta)dydx}{\int (1-s(x; \theta)) \cdot f(x; \theta)dx} \\ &:= R_1(\theta) + R_0(\theta).\end{aligned}$$

We focus on deriving the efficient influence function for $R_1(\theta)$, and $R_0(\theta)$ can be addressed similarly.

The pathwise derivative of $R_1(\theta)$ at $\theta = \theta_0$ is given as

$$\begin{aligned}
& \left. \frac{\partial R_1(\theta)}{\partial \theta} \right|_{\theta=\theta_0} \\
&= \frac{\iint \pi(x)(1-s(x;\theta_0))y s_1(y|x;\theta_0) f_1(y|x;\theta_0) f(x;\theta_0) dy dx}{\int (1-s(x;\theta_0)) f(x;\theta_0) dx} \\
&+ \frac{\iint \pi(x)(1-s(x;\theta_0))y f_1(y|x;\theta_0) f(x;\theta_0) l(x;\theta_0) dy dx}{\int (1-s(x;\theta_0)) f(x;\theta_0) dx} \\
&- \frac{\iint \pi(x) \dot{s}(x;\theta_0) y f_1(y|x;\theta_0) f(x;\theta_0) dy dx}{\int (1-s(x;\theta_0)) f(x;\theta_0) dx} \\
&- \frac{R_1(\theta_0) \int (1-s(x;\theta_0)) l(x;\theta_0) f(x;\theta_0) dx}{\int (1-s(x;\theta_0)) f(x;\theta_0) dx} \\
&+ \frac{R_1(\theta_0) \int \dot{s}(x;\theta_0) f(x;\theta_0) dx}{\int (1-s(x;\theta_0)) f(x;\theta_0) dx} \\
&= \frac{\mathbb{E}[\pi(X)(1-s(X)) \cdot \mathbb{E}[Y(1)S_1(Y(1)|X)|X]]}{1-q} \\
&+ \frac{\mathbb{E}[\pi(X)(1-s(X))l(X) \cdot \mathbb{E}[Y(1)|X]]}{1-q} \\
&- \frac{\mathbb{E}[\pi(X)\dot{s}(X) \cdot \mathbb{E}[Y(1)|X]]}{1-q} \\
&- \frac{R_1 \mathbb{E}[(1-s(X)) \cdot l(X)]}{1-q} + \frac{R_1 \mathbb{E}[\dot{s}(X)]}{1-q} \\
&= \frac{\mathbb{E}[\pi(X)(1-s(X)) \cdot \mathbb{E}[Y(1)S_1(Y(1)|X)|X]]}{1-q} \\
&+ \frac{\mathbb{E}[\{(1-s(X))l(X) - \dot{s}(X)\} \cdot \{\pi(X)\mu_1(X) - R_1\}]}{1-q}.
\end{aligned}$$

Next, we construct the efficient influence function of R_1 .
Let

$$\begin{aligned}
\varphi_{R_1} &= \frac{A}{e_1(X)}(Y - \mu_1(X)) \frac{G}{1-q} \frac{1-s(X)}{s(X)} \pi(X) \\
&+ \frac{1-G}{1-q} (\pi(X)\mu_1(X) - R_1).
\end{aligned}$$

Pathwise differentiability of R_1 can be verified by

$$\left. \frac{\partial R_1(\theta)}{\partial \theta} \right|_{\theta=\theta_0} = \mathbb{E}[\varphi_{R_1} \cdot s(A, X, Y, G; \theta_0)], \quad (5)$$

which implies that φ_{R_1} is an influence function of R_1 . Now we give a detailed proof of equation (5).

$$\mathbb{E}[\varphi_{R_1} \cdot s(A, X, Y, G; \theta_0)] = H_1 + H_2,$$

where

$$\begin{aligned}
H_1 &= \mathbb{E} \left[\left\{ \frac{A}{e_1(X)}(Y - \mu_1(X)) \frac{G}{1-q} \frac{1-s(X)}{s(X)} \pi(X) \right\} \right. \\
&\quad \left. \times s(A, X, Y, G; \theta_0) \right] \\
&= \mathbb{E} \left[\left\{ \frac{A}{e_1(X)}(Y - \mu_1(X)) \frac{G}{1-q} \frac{1-s(X)}{s(X)} \pi(X) \right\} \right. \\
&\quad \times \left\{ l(X) + GA \cdot s_1(Y|X) + G(1-A) \cdot s_0(Y|X) \right. \\
&\quad \left. + G \frac{A - e_1(X)}{e_1(X)(1 - e_1(X))} \dot{e}_1(X) \right. \\
&\quad \left. + \frac{G - s(X)}{s(X)(1 - s(X))} \dot{s}(X) \right\} \right] \\
&= \mathbb{E} \left[\frac{A}{e_1(X)}(Y - \mu_1(X)) \frac{G}{1-q} \frac{1-s(X)}{s(X)} \pi(X) S_1(Y|X) \right] \\
&= \frac{\mathbb{E}[\pi(X)(1-s(X)) \cdot \mathbb{E}[Y(1)S_1(Y(1)|X)|X]]}{1-q} \\
&= \text{the first term of } \left. \frac{\partial R_1(\theta)}{\partial \theta} \right|_{\theta=\theta_0},
\end{aligned}$$

and

$$\begin{aligned}
H_2 &= \mathbb{E} \left[\left\{ \frac{1-G}{1-q} (\pi(X)\mu_1(X) - R_1) \right\} \times s(A, X, Y, G; \theta_0) \right] \\
&= \mathbb{E} \left[\left\{ \frac{1-G}{1-q} (\pi(X)\mu_1(X) - R_1) \right\} \right. \\
&\quad \times \left\{ l(X) + GA \cdot s_1(Y|X) + G(1-A) \cdot s_0(Y|X) \right. \\
&\quad \left. + G \frac{A - e_1(X)}{e_1(X)(1 - e_1(X))} \dot{e}_1(X) \right. \\
&\quad \left. + \frac{G - s(X)}{s(X)(1 - s(X))} \dot{s}(X) \right\} \right] \\
&= \mathbb{E} \left[\left\{ \frac{1-G}{1-q} (\pi(X)\mu_1(X) - R_1) \right\} \right. \\
&\quad \times \left\{ l(X) - \frac{\dot{s}(X)}{1-s(X)} \right\} \right] \\
&= \frac{\mathbb{E}[\{(1-s(X))l(X) - \dot{s}(X)\} \cdot \{\pi(X)\mu_1(X) - R_1\}]}{1-q} \\
&= \text{the second term of } \left. \frac{\partial R_1(\theta)}{\partial \theta} \right|_{\theta=\theta_0}.
\end{aligned}$$

Thus, equation (5) holds.

In addition, let $l(X) = \frac{1-s(X)}{1-q} \{\pi(X)\mu_1(X) - R_1\}$, $c(X) = -\frac{\pi(X)\mu_1(X) - R_1}{1-q}$, and $s_1(Y|X) = \frac{\pi(X)Y - \mu_1(X)}{1-q} \frac{1-s(X)}{s(X)}$, then φ_{R_1} can be written as

$$\varphi_{R_1} = l(X) + GAS_1(Y|X) + (G - S(X))c(X).$$

Clearly, we have that $\int s_1(y|x)f_1(y|x)dy = 0$ and $\int l(x)f(x)dx = 0$, which implies that $\varphi_{R_1} \in \mathcal{T}$, and thus φ_{R_1} is the efficient influence function of R_1 .

Likewise, we can derive that

$$\begin{aligned}\varphi_{R_0} &= \frac{1-A}{1-e_1(X)}(Y-\mu_0(X))\frac{G}{1-q}\frac{1-s(X)}{s(X)}(1-\pi(X)) \\ &\quad + \frac{1-G}{1-q}\{(1-\pi(X))\mu_0(X)-R_0\},\end{aligned}$$

is the efficient influence function of R_0 . Therefore,

$$\begin{aligned}\varphi_R &= \varphi_{R_1} + \varphi_{R_0} \\ &= \frac{A}{e_1(X)}(Y-\mu_1(X))\frac{G}{1-q}\frac{1-s(X)}{s(X)}\pi(X) \\ &\quad + \frac{1-G}{1-q}(\pi(X)\mu_1(X)-R_1) \\ &\quad + \frac{1-A}{1-e_1(X)}(Y-\mu_0(X))\frac{G}{1-q}\frac{1-s(X)}{s(X)}(1-\pi(X)) \\ &\quad + \frac{1-G}{1-q}\{(1-\pi(X))\mu_0(X)-R_0\} \\ &= \frac{G}{1-q}\frac{\pi(X)A\{Y-\mu_1(X)\}1-s(X)}{e_1(X)s(X)} \\ &\quad + \frac{G}{1-q}\frac{(1-\pi(X))(1-A)\{Y-\mu_0(X)\}1-s(X)}{1-e_1(X)s(X)} \\ &\quad + \frac{1-G}{1-q}\{\pi(X)\mu_1(X)+(1-\pi(X))\mu_0(X)-R(\pi)\},\end{aligned}$$

is the efficient influence function of $R(\pi)$. This proves the Theorem 1. \square

A.2 Proof of Proposition 1

Proposition 1 (Double Robustness of $\hat{R}_{SE}(\pi)$) Under Assumptions 1 and 2, $\hat{R}_{SE}(\pi)$ is an unbiased estimator of $R(\pi)$ if one of the following conditions is satisfied:

- (i) $\hat{\mu}_a(x) = \mu_a(x)$, i.e., $\hat{\mu}_a(x)$ estimates $\mu_a(x)$ accurately for $a = 0, 1$.
- (ii) $\hat{e}_1(x) = e_1(x)$ and $\hat{s}(x) = s(x)$, i.e., $\hat{e}_1(x)$ and $\hat{s}(x)$ estimate $e(x)$ and $s(x)$ accurately.

Proof of Proposition 1. Recall that

$$\begin{aligned}\hat{R}_{SE}(\pi) &= \frac{1}{n}\sum_{i=1}^n \left[\frac{G_i}{1-q}\frac{\pi(X_i)A_i\{Y_i-\hat{\mu}_1(X_i)\}1-\hat{s}(X_i)}{\hat{e}_1(X_i)\hat{s}(X_i)} \right. \\ &\quad + \frac{G_i}{1-q}\frac{(1-\pi(X_i))(1-A_i)\{Y_i-\hat{\mu}_0(X_i)\}}{1-\hat{e}_1(X_i)} \\ &\quad \times \frac{1-\hat{s}(X_i)}{\hat{s}(X_i)} + \frac{1-G_i}{1-q}\{\pi(X_i)\hat{\mu}_1(X_i) \\ &\quad \left. + (1-\pi(X_i))\hat{\mu}_0(X_i)\} \right].\end{aligned}$$

We first take the expectation of $\hat{R}_{SE}(\pi)$, thus

$$\begin{aligned}\mathbb{E}[\hat{R}_{SE}(\pi)] &= \mathbb{E}\left[\frac{1}{n}\sum_{i=1}^n \left[\frac{G_i}{1-q}\frac{\pi(X_i)A_i\{Y_i-\hat{\mu}_1(X_i)\}1-\hat{s}(X_i)}{\hat{e}_1(X_i)\hat{s}(X_i)} \right. \right. \\ &\quad + \frac{G_i}{1-q}\frac{(1-\pi(X_i))(1-A_i)\{Y_i-\hat{\mu}_0(X_i)\}1-\hat{s}(X_i)}{1-\hat{e}_1(X_i)\hat{s}(X_i)} \\ &\quad \left. \left. + \frac{1-G_i}{1-q}\{\pi(X_i)\hat{\mu}_1(X_i)+(1-\pi(X_i))\hat{\mu}_0(X_i)\} \right] \right] \\ &= \mathbb{E}\left[\frac{G}{1-q}\frac{\pi(X)A\{Y-\hat{\mu}_1(X)\}1-\hat{s}(X)}{\hat{e}_1(X)\hat{s}(X)} \right. \\ &\quad + \frac{G}{1-q}\frac{(1-\pi(X))(1-A)\{Y-\hat{\mu}_0(X)\}1-\hat{s}(X)}{1-\hat{e}_1(X)\hat{s}(X)} \\ &\quad \left. + \frac{1-G}{1-q}\{\pi(X)\hat{\mu}_1(X)+(1-\pi(X))\hat{\mu}_0(X)\} \right] \\ &= \mathbb{E}\left[\frac{G}{1-q}\frac{\pi(X)A\{Y(1)-\hat{\mu}_1(X)\}1-\hat{s}(X)}{\hat{e}_1(X)\hat{s}(X)} \right. \\ &\quad + \frac{G}{1-q}\frac{(1-\pi(X))(1-A)\{Y(0)-\hat{\mu}_0(X)\}1-\hat{s}(X)}{1-\hat{e}_1(X)\hat{s}(X)} \\ &\quad \left. + \frac{1-G}{1-q}\{\pi(X)\hat{\mu}_1(X)+(1-\pi(X))\hat{\mu}_0(X)\} \right] \\ &= \mathbb{E}\left[\frac{s(X)}{1-q}\frac{\pi(X)e_1(X)\{\mu_1(X)-\hat{\mu}_1(X)\}1-\hat{s}(X)}{\hat{e}_1(X)\hat{s}(X)} \right. \\ &\quad + \frac{s(X)}{1-q}\frac{(1-\pi(X))(1-e_1(X))\{\mu_0(X)-\hat{\mu}_0(X)\}}{1-\hat{e}_1(X)\hat{s}(X)} \\ &\quad \times \frac{1-\hat{s}(X)}{\hat{s}(X)} + \frac{1-s(X)}{1-q}\{\pi(X)\hat{\mu}_1(X) \\ &\quad \left. + (1-\pi(X))\hat{\mu}_0(X)\} \right],\end{aligned}$$

where the last equality follows by the law of iterated expectations and Assumption 1-2.

If $\hat{\mu}_a(X) = \mu_a(X)$ for $a = 0, 1$, $\mathbb{E}[\hat{R}_{SE}(\pi)]$ reduces to

$$\begin{aligned}\mathbb{E}[\hat{R}_{SE}(\pi)] &= \mathbb{E}\left[\frac{s(X)}{1-q}\frac{\pi(X)e_1(X)\{\mu_1(X)-\mu_1(X)\}1-\hat{s}(X)}{\hat{e}_1(X)\hat{s}(X)} \right. \\ &\quad + \frac{s(X)}{1-q}\frac{(1-\pi(X))(1-e_1(X))\{\mu_0(X)-\mu_0(X)\}}{1-\hat{e}_1(X)\hat{s}(X)} \\ &\quad \times \frac{1-\hat{s}(X)}{\hat{s}(X)} + \frac{1-s(X)}{1-q}\{\pi(X)\mu_1(X)+(1-\pi(X))\mu_0(X)\} \left. \right] \\ &= \mathbb{E}\left[\frac{1-s(X)}{1-q}\{\pi(X)\mu_1(X)+(1-\pi(X))\mu_0(X)\} \right] \\ &= \mathbb{E}\left[\frac{1-G}{1-q}\{\pi(X)\mu_1(X)+(1-\pi(X))\mu_0(X)\} \right] \\ &= R(\pi).\end{aligned}$$

This proves the conclusion (i).

If $\hat{e}_1(X) = e_1(X)$ and $\hat{s}(X) = s(X)$, $\mathbb{E}[\hat{R}_{SE}(\pi)]$ reduces to

$$\begin{aligned}
& \mathbb{E}[\hat{R}_{SE}(\pi)] \\
&= \mathbb{E} \left[\frac{s(X)}{1-q} \frac{\pi(X)e_1(X)\{\mu_1(X) - \hat{\mu}_1(X)\}}{e_1(X)} \frac{1-s(X)}{s(X)} \right. \\
& \quad + \frac{s(X)}{1-q} \frac{(1-\pi(X))(1-e_1(X))\{\mu_0(X) - \hat{\mu}_0(X)\}}{1-e_1(X)} \frac{1-s(X)}{s(X)} \\
& \quad \left. + \frac{1-s(X)}{1-q} \{\pi(X)\hat{\mu}_1(X) + (1-\pi(X))\hat{\mu}_0(X)\} \right] \\
&= \mathbb{E} \left[\frac{1-s(X)}{1-q} \pi(X)\{\mu_1(X) - \hat{\mu}_1(X)\} \right. \\
& \quad + \frac{1-s(X)}{1-q} (1-\pi(X))\{\mu_0(X) - \hat{\mu}_0(X)\} \\
& \quad \left. + \frac{1-s(X)}{1-q} \{\pi(X)\hat{\mu}_1(X) + (1-\pi(X))\hat{\mu}_0(X)\} \right] \\
&= \mathbb{E} \left[\frac{1-s(X)}{1-q} \{\pi(X)\mu_1(X) + (1-\pi(X))\mu_0(X)\} \right] \\
&= \mathbb{E} \left[\frac{1-G}{1-q} \{\pi(X)\mu_1(X) + (1-\pi(X))\mu_0(X)\} \right] \\
&= R(\pi).
\end{aligned}$$

This proves the conclusion (ii). \square

A.3 Proof of Theorem 2

Theorem 2 (Efficiency of $\hat{R}_{SE}(\pi)$) Under the Assumptions 1-2, if $\|\hat{e}_1(x) - e_1(x)\|_2 \cdot \|\hat{\mu}_a(x) - \mu_a(x)\|_2 = o_{\mathbb{P}}(n^{-1/2})$ and $\|\hat{s}(x) - s(x)\|_2 \cdot \|\hat{\mu}_a(x) - \mu_a(x)\|_2 = o_{\mathbb{P}}(n^{-1/2})$ for all $x \in \mathcal{X}$ and $a \in \{0, 1\}$, then $\hat{R}_{SE}(\pi)$ is a consistent estimator of $R(\pi)$, and satisfies

$$\sqrt{n}\{\hat{R}_{SE}(\pi) - R(\pi)\} \xrightarrow{d} \mathcal{N}(0, \sigma^2),$$

where $\sigma^2 = Var(\varphi_R)$ is the semiparametric efficiency bound of $R(\pi)$, and \xrightarrow{d} means convergence in distribution.

Proof of Theorem 2. For the sake of simplicity and clarity of the proof, we let $Z = (X, A, G, Y)$ and denote $\hat{e}_1(x)$, $\hat{\mu}_a(x)$, and $\hat{s}(x)$ for $a = 0, 1$ as the estimators of $e_1(x)$, $\mu_a(x)$, and $s(x)$ respectively. At the same time, we let

$$\begin{aligned}
& \phi(Z; e_1, \mu_0, \mu_1, s) \\
&= \frac{G}{1-q} \frac{\pi(X)A\{Y - \mu_1(X)\}}{e_1(X)} \frac{1-s(X)}{s(X)} \\
& \quad + \frac{G}{1-q} \frac{(1-\pi(X))(1-A)\{Y - \mu_0(X)\}}{1-e_1(X)} \frac{1-s(X)}{s(X)} \\
& \quad + \frac{1-G}{1-q} \{\pi(X)\mu_1(X) + (1-\pi(X))\mu_0(X) - R(\pi)\},
\end{aligned}$$

and $\hat{R}_{SE}(\pi) = (1/n) \sum_{i=1}^n \phi(Z; \hat{e}_1, \hat{\mu}_0, \hat{\mu}_1, \hat{s})$. In addition, $R(\pi) = \mathbb{E}[\phi(Z; e_1, \mu_0, \mu_1, s)]$.

The estimator $\hat{R}_{SE}(\pi)$ can be decomposed as

$$\hat{R}_{SE}(\pi) - R(\pi) = U_{1n} + U_{2n},$$

where

$$\begin{aligned}
U_{1n} &= \frac{1}{n} \sum_{i=1}^n [\phi(Z; e_1, \mu_0, \mu_1, s) - R(\pi)], \\
U_{2n} &= \frac{1}{n} \sum_{i=1}^n [\phi(Z; \hat{e}_1, \hat{\mu}_0, \hat{\mu}_1, \hat{s}) - \phi(Z; e_1, \mu_0, \mu_1, s)].
\end{aligned}$$

Note that U_{1n} is a sum of n independent variables with zero means, and its variance equals σ^2 . By the central limit theorem,

$$\sqrt{n}U_{1n} \xrightarrow{d} \mathcal{N}(0, \sigma^2).$$

Thus, it suffices to show that $U_{2n} = o_p(n^{-1/2})$. Next, we focus on analyzing U_{2n} , which can be further decomposed as

$$U_{2n} = U_{2n} - \mathbb{E}[U_{2n}] + \mathbb{E}[U_{2n}].$$

Define the Gateaux derivative of the generic function $f(Z; e_1, \mu_0, \mu_1, s)$ in the direction $[\hat{e}_1 - e_1, \hat{\mu}_0 - \mu_0, \hat{\mu}_1 - \mu_1, \hat{s} - s]$ as

$$\begin{aligned}
& \partial_{[\hat{e}_1 - e_1, \hat{\mu}_0 - \mu_0, \hat{\mu}_1 - \mu_1, \hat{s} - s]} f(Z; e, \mu_0, \mu_1, s) \\
&= \frac{\partial f(Z; e_1 + \alpha_1(\hat{e}_1 - e_1), \mu_0, \mu_1, s)}{\partial \alpha_1} \Bigg|_{\alpha_1=0} \\
& \quad + \frac{\partial f(Z; e_1, \mu_0 + \alpha_2(\hat{\mu}_0 - \mu_0), \mu_1, s)}{\partial \alpha_2} \Bigg|_{\alpha_2=0} \\
& \quad + \frac{\partial f(Z; e_1, \mu_0, \mu_1 + \alpha_3(\hat{\mu}_1 - \mu_1), s)}{\partial \alpha_3} \Bigg|_{\alpha_3=0} \\
& \quad + \frac{\partial f(Z; e_1, \mu_0, \mu_1, s + \alpha_4(\hat{s} - s))}{\partial \alpha_4} \Bigg|_{\alpha_4=0}.
\end{aligned}$$

By a Taylor expansion for $\mathbb{E}[U_{2n}]$ in direction $[\hat{e}_1 - e_1, \hat{\mu}_0 - \mu_0, \hat{\mu}_1 - \mu_1, \hat{s} - s]$ yields that

$$\begin{aligned}
& \mathbb{E}[U_{2n}] \\
&= \sqrt{n} \mathbb{E}[\phi(Z; \hat{e}_1, \hat{\mu}_0, \hat{\mu}_1, \hat{s}) - \phi(Z; e_1, \mu_0, \mu_1, s)] \\
&= \partial_{[\hat{e}_1 - e_1, \hat{\mu}_0 - \mu_0, \hat{\mu}_1 - \mu_1, \hat{s} - s]} \mathbb{E}[\phi(Z; e_1, \mu_0, \mu_1, s)] \\
& \quad + \frac{1}{2} \partial_{[\hat{e}_1 - e_1, \hat{\mu}_0 - \mu_0, \hat{\mu}_1 - \mu_1, \hat{s} - s]}^2 \mathbb{E}[\phi(Z; e_1, \mu_0, \mu_1, s)] + \dots
\end{aligned}$$

The first-order term

$$\begin{aligned}
& \partial_{[\hat{e}_1 - e_1, \hat{\mu}_0 - \mu_0, \hat{\mu}_1 - \mu_1, \hat{s} - s]} \mathbb{E}[\phi(Z; e_1, \mu_0, \mu_1, s)] \\
= & \mathbb{E} \left[\left\{ \frac{G}{1-q} \frac{(1-\pi(X))(1-A)\{Y - \mu_0(X)\}}{(1-e_1(X))^2} \frac{1-s(X)}{s(X)} \right. \right. \\
& \left. \left. - \frac{G}{1-q} \frac{\pi(X)A\{Y - \mu_1(X)\}}{e_1^2(X)} \frac{1-s(X)}{s(X)} \right\} \{\hat{e}_1(X) - e_1(X)\} \right. \\
& + \left\{ \frac{1-G}{1-q} (1-\pi(X)) \right. \\
& \left. - \frac{G}{1-q} \frac{(1-\pi(X))(1-A)}{1-e_1(X)} \frac{1-s(X)}{s(X)} \right\} \{\hat{\mu}_0(X) - \mu_0(X)\} \\
& + \left\{ \frac{1-G}{1-q} \pi(X) - \frac{G}{1-q} \frac{\pi(X)A}{e_1(X)} \frac{1-s(X)}{s(X)} \right\} \\
& \times \{\hat{\mu}_1(X) - \mu_1(X)\} \\
& - \left\{ \frac{G}{1-q} \frac{\pi(X)A\{Y - \mu_1(X)\}}{e_1(X)} \frac{1}{s^2(X)} \right. \\
& \left. + \frac{G}{1-q} \frac{(1-\pi(X))(1-A)\{Y - \mu_0(X)\}}{1-e_1(X)} \frac{1}{s^2(X)} \right\} \\
& \times \{\hat{s}(X) - s(X)\} \Big] \\
= & 0,
\end{aligned}$$

where the last equation follows from $\mathbb{E}[GA(Y - \mu_1(X))|X] = 0$, $\mathbb{E}[G(1-A)(Y - \mu_0(X))|X] = 0$, $\mathbb{E}[(1-G)s(X)(1-e_1(X)) - G(1-s(X))(1-A)|X] = 0$, and $\mathbb{E}[(1-G)e_1(X)s(X) - GA(1-s(X))|X] = 0$.

For the second-order term, we get

$$\begin{aligned}
& \frac{1}{2} \partial_{[\hat{e}_1 - e_1, \hat{\mu}_0 - \mu_0, \hat{\mu}_1 - \mu_1, \hat{s} - s]}^2 \mathbb{E}[\phi(Z; e_1, \mu_0, \mu_1, s)] \\
= & \mathbb{E} \left[\left\{ \frac{G}{1-q} \frac{(1-\pi(X))(1-A)\{Y - \mu_0(X)\}}{(1-e_1(X))^3} \frac{1-s(X)}{s(X)} \right. \right. \\
& + \left. \frac{G}{1-q} \frac{\pi(X)A\{Y - \mu_1(X)\}}{e_1^3(X)} \frac{1-s(X)}{s(X)} \right\} (\hat{e}_1(X) - e_1(X))^2 \\
& - \left\{ \frac{G}{1-q} \frac{(1-\pi(X))(1-A)}{(1-e_1(X))^2} \frac{1-s(X)}{s(X)} \right\} \\
& \times (\hat{\mu}_0(X) - \mu_0(X))(\hat{e}_1(X) - e_1(X)) \\
& + \left\{ \frac{G}{1-q} \frac{\pi(X)A}{e_1^2(X)} \frac{1-s(X)}{s(X)} \right\} \\
& \times (\hat{\mu}_1(X) - \mu_1(X))(\hat{e}_1(X) - e_1(X)) \\
& + \left\{ \frac{G}{1-q} \frac{\pi(X)A\{Y - \mu_1(X)\}}{e_1^2(X)} \frac{1}{s^2(X)} \right. \\
& \left. - \frac{G}{1-q} \frac{(1-\pi(X))(1-A)\{Y - \mu_0(X)\}}{(1-e_1(X))^2} \frac{1}{s^2(X)} \right\} \\
& \times (\hat{s}(X) - s(X))(\hat{e}_1(X) - e_1(X)) \\
& + \left\{ \frac{G}{1-q} \frac{(1-\pi(X))(1-A)}{(1-e_1(X)) \cdot s^2(X)} \right\} (\hat{\mu}_0(X) - \mu_0(X))(\hat{s}(X) - s(X)) \\
& + \left\{ \frac{G}{1-q} \frac{\pi(X)A}{e_1(X) \cdot s^2(X)} \right\} (\hat{\mu}_1(X) - \mu_1(X))(\hat{s}(X) - s(X)) \\
& + \left\{ \frac{G}{1-q} \frac{\pi(X)A\{Y - \mu_1(X)\}}{e_1(X)} \frac{1}{s^3(X)} \right. \\
& \left. + \frac{G}{1-q} \frac{(1-\pi(X))(1-A)\{Y - \mu_0(X)\}}{1-e_1(X)} \frac{1}{s^3(X)} \right\} (\hat{s}(X) \\
& - s(X))^2 \Big] \\
= & \mathbb{E} \left[\left\{ \frac{G}{1-q} \frac{\pi(X)A}{e_1^2(X)} \frac{1-s(X)}{s(X)} \right\} \right. \\
& \times (\hat{\mu}_1(X) - \mu_1(X))(\hat{e}_1(X) - e_1(X)) \\
& - \left\{ \frac{G}{1-q} \frac{(1-\pi(X))(1-A)}{(1-e_1(X))^2} \frac{1-s(X)}{s(X)} \right\} \\
& \times (\hat{\mu}_0(X) - \mu_0(X))(\hat{e}_1(X) - e_1(X)) \\
& + \left\{ \frac{G}{1-q} \frac{(1-\pi(X))(1-A)}{(1-e_1(X)) \cdot s^2(X)} \right\} (\hat{\mu}_0(X) - \mu_0(X))(\hat{s}(X) \\
& - s(X)) + \left\{ \frac{G}{1-q} \frac{\pi(X)A}{e_1(X) \cdot s^2(X)} \right\} (\hat{\mu}_1(X) \\
& - \mu_1(X))(\hat{s}(X) - s(X)) \Big] \\
= & O_{\mathbb{P}} \left(\|\hat{e}_1(X) - e_1(X)\|_2 \cdot \|\hat{\mu}_0(X) - \mu_0(X)\|_2 \right. \\
& + \|\hat{e}_1(X) - e_1(X)\|_2 \cdot \|\hat{\mu}_1(X) - \mu_1(X)\|_2 \\
& + \|\hat{s}(X) - s(X)\|_2 \cdot \|\hat{\mu}_0(X) - \mu_0(X)\|_2 \\
& \left. + \|\hat{s}(X) - s(X)\|_2 \cdot \|\hat{\mu}_1(X) - \mu_1(X)\|_2 \right) \\
= & o_{\mathbb{P}}(n^{-1/2}).
\end{aligned}$$

All higher-order terms can be shown to be dominated by the second-order term. Therefore, $\mathbb{E}[U_{2n}] = o_{\mathbb{P}}(n^{-1/2})$. In addition, we get that $U_{2n} - \mathbb{E}[U_{2n}] = o_{\mathbb{P}}(n^{-1/2})$ by calculating $\text{Var}\{\sqrt{n}(U_{2n} - \mathbb{E}[U_{2n}])\} = o_{\mathbb{P}}(1)$. This proves the conclusion of Theorem 2. \square

A.4 Proof of Proposition 2

Proposition 2 (Bias) Given the learned $\hat{\mu}_a(X)$ for $a = 0, 1$, $\hat{e}_1(X)$, and $\hat{s}(X)$, then for any given policy π , the bias of the $\hat{R}_{\text{SE}}(\pi)$ is given as

$$\begin{aligned} \text{Bias}(\hat{R}_{\text{SE}}(\pi)) &= |\mathbb{E}[\hat{R}_{\text{SE}}(\pi)] - R(\pi)| \\ &= \left| \frac{1}{n} \sum_{i=1}^n \left[\frac{\pi(X_i)(\mu_1(X_i) - \hat{\mu}_1(X_i))}{1-q} \times \right. \right. \\ &\quad \left. \left\{ \frac{s(X_i)e_1(X_i)(1 - \hat{s}(X_i)) - \hat{s}(X_i)\hat{e}_1(X_i)(1 - s(X_i))}{\hat{e}_1(X_i)\hat{s}(X_i)} \right\} \right. \\ &\quad \left. + \frac{(1 - \pi(X_i))(\mu_0(X_i) - \hat{\mu}_0(X_i))}{1-q} \times \right. \\ &\quad \left. \left. \left. \left\{ \frac{s(X_i)e_0(X_i)(1 - \hat{s}(X_i)) - \hat{s}(X_i)\hat{e}_0(X_i)(1 - s(X_i))}{\hat{e}_0(X_i)\hat{s}(X_i)} \right\} \right] \right|, \end{aligned}$$

where $e_0(X_i) = 1 - e_1(X_i)$ and $\hat{e}_0(X_i) = 1 - \hat{e}_1(X_i)$.

Proof of Proposition 2. The bias of $\hat{R}_{\text{SE}}(\pi)$ is given as

$$\begin{aligned} & \left| \mathbb{E}[\hat{R}_{\text{SE}}(\pi)] - R(\pi) \right| \\ &= \left| \mathbb{E} \left[\frac{G_i}{1-q} \frac{\pi(X_i)A_i\{Y_i - \hat{\mu}_1(X_i)\}}{\hat{e}_1(X_i)} \frac{1 - \hat{s}(X_i)}{\hat{s}(X_i)} \right. \right. \\ &\quad \left. + \frac{G_i}{1-q} \frac{(1 - \pi(X_i))(1 - A_i)\{Y_i - \hat{\mu}_0(X_i)\}}{1 - \hat{e}_1(X_i)} \frac{1 - \hat{s}(X_i)}{\hat{s}(X_i)} \right. \\ &\quad \left. + \frac{1 - G_i}{1-q} \{\pi(X_i)\hat{\mu}_1(X_i) + (1 - \pi(X_i))\hat{\mu}_0(X_i)\} \right] \\ &\quad \left. - \mathbb{E} \left[\frac{1 - G}{1-q} \{\pi(X)\mu_1(X) + (1 - \pi(X))\mu_0(X)\} \right] \right| \\ &= \left| \mathbb{E} \left[\frac{s(X)}{1-q} \frac{\pi(X)e_1(X)\{\mu_1(X) - \hat{\mu}_1(X)\}}{\hat{e}_1(X)} \frac{1 - \hat{s}(X)}{\hat{s}(X)} \right. \right. \\ &\quad \left. + \frac{s(X)}{1-q} \frac{(1 - \pi(X))(1 - e_1(X))\{\mu_0(X) - \hat{\mu}_0(X)\}}{1 - \hat{e}_1(X)} \frac{1 - \hat{s}(X)}{\hat{s}(X)} \right. \\ &\quad \left. + \frac{1 - s(X)}{1-q} \{\pi(X)\hat{\mu}_1(X) + (1 - \pi(X))\hat{\mu}_0(X)\} \right] \\ &\quad \left. - \mathbb{E} \left[\frac{1 - s(X)}{1-q} \{\pi(X)\mu_1(X) + (1 - \pi(X))\mu_0(X)\} \right] \right| \\ &= \left| \mathbb{E} \left[\frac{\pi(X)(\mu_1(X) - \hat{\mu}_1(X))}{1-q} \right. \right. \\ &\quad \left. \times \left\{ \frac{s(X)e_1(X)(1 - \hat{s}(X)) - \hat{s}(X)\hat{e}_1(X)(1 - s(X))}{\hat{e}_1(X)\hat{s}(X)} \right\} \right] \\ &\quad \left. + \mathbb{E} \left[\frac{(1 - \pi(X))(\mu_0(X) - \hat{\mu}_0(X))}{1-q} \right. \right. \\ &\quad \left. \times \left\{ \frac{s(X)(1 - e_1(X))(1 - \hat{s}(X)) - \hat{s}(X)(1 - \hat{e}_1(X))}{(1 - \hat{e}_1(X))\hat{s}(X)} \right\} \right] \right] \\ &\quad \left. \times (1 - s(X)) \right] \right|. \end{aligned}$$

\square

A.5 Proof of Theorem 3

Theorem 3 (Generalization Error Bound) For any finite hypothesis space Π , we have that

(i) with at least probability $1 - \eta$,

$$R(\hat{\pi}_{\text{se}}) \leq \hat{R}(\hat{\pi}_{\text{se}}) + \text{Bias}(\hat{R}_{\text{SE}}(\hat{\pi}_{\text{se}})) + \mathcal{B}(\mathcal{D}_0, \mathcal{D}_1, \eta, \Pi),$$

where $\mathcal{B}(\mathcal{D}_0, \mathcal{D}_1, \eta, \Pi)$ equals to

$$\sqrt{\frac{\log(2|\Pi|/\eta)}{2n^2} \sum_{i=1}^n \frac{(Y_i - \hat{\mu}_{A_i}(X_i))^2 (1 - \hat{s}(X_i))^2}{(1-q)^2 \hat{e}_{A_i}^2(X_i) \hat{s}^2(X_i)},}$$

with $\hat{\mu}_{A_i}(X_i) = A_i\hat{\mu}_1(X_i) + (1 - A_i)\hat{\mu}_0(X_i)$.

(ii) with at least probability $1 - \eta$,

$$\begin{aligned} R(\hat{\pi}_{\text{se}}) &\leq R(\pi^*) + \text{Bias}(\hat{R}_{\text{SE}}(\hat{\pi}_{\text{se}})) + \text{Bias}(\hat{R}_{\text{SE}}(\pi^*)) \\ &\quad + 2\mathcal{B}(\mathcal{D}_0, \mathcal{D}_1, \eta, \Pi). \end{aligned}$$

Proof of Theorem 3(i). We first note that

$$\begin{aligned} & R(\hat{\pi}_{\text{se}}) - \hat{R}(\hat{\pi}_{\text{se}}) \\ &= R(\hat{\pi}_{\text{se}}) - \mathbb{E}[\hat{R}(\hat{\pi}_{\text{se}})] + \mathbb{E}[\hat{R}(\hat{\pi}_{\text{se}})] - \hat{R}(\hat{\pi}_{\text{se}}) \\ &\leq \text{Bias}[\hat{R}_{\text{SE}}(\hat{\pi}_{\text{se}})] + \mathbb{E}[\hat{R}(\hat{\pi}_{\text{se}})] - \hat{R}(\hat{\pi}_{\text{se}}). \end{aligned} \quad (6)$$

Next we focus on analyzing $\mathbb{E}[\hat{R}(\hat{\pi}_{se})] - \hat{R}(\hat{\pi}_{se})$.

$$\hat{R}(\hat{\pi}_{se}) - \mathbb{E}[\hat{R}(\hat{\pi}_{se})] = \frac{1}{n} \sum_{i=1}^n \phi_i,$$

where

$$\begin{aligned} \phi_i &= \frac{G_i A_i \hat{\pi}_{se}(X_i) \{Y_i - \mu_1(X_i)\} 1 - \hat{s}(X_i)}{1 - q \hat{e}_1(X_i) \hat{s}(X_i)} \\ &\quad + \frac{G_i (1 - A_i) (1 - \hat{\pi}_{se}(X_i)) \{Y_i - \mu_0(X_i)\} 1 - \hat{s}(X_i)}{1 - q (1 - \hat{e}_1(X_i)) \hat{s}(X_i)}. \end{aligned}$$

Note that $|\phi_i| \leq \frac{|Y_i - \mu_1(X_i)|(1 - \hat{s}(X_i))}{(1 - q)\hat{e}_1(X_i)\hat{s}(X_i)} + \frac{|Y_i - \mu_0(X_i)|(1 - \hat{s}(X_i))}{(1 - q)(1 - \hat{e}_1(X_i))\hat{s}(X_i)}$. By Hoeffding's inequality in Lemma 2, for any $\epsilon > 0$, we have

$$\begin{aligned} &\mathbb{P}\{|\hat{R}(\hat{\pi}_{se}) - \mathbb{E}[\hat{R}(\hat{\pi}_{se})]| \leq \epsilon\} \\ &= 1 - \mathbb{P}\{|\hat{R}(\hat{\pi}_{se}) - \mathbb{E}[\hat{R}(\hat{\pi}_{se})]| > \epsilon\} \\ &\geq 1 - \mathbb{P}\left\{\sup_{\hat{\pi} \in \Pi} |\hat{R}(\hat{\pi}_{se}) - \mathbb{E}[\hat{R}(\hat{\pi}_{se})]| > \epsilon\right\} \\ &\geq 1 - \sum_{\hat{\pi} \in \Pi} \mathbb{P}\{|\hat{R}(\hat{\pi}_{se}) - \mathbb{E}[\hat{R}(\hat{\pi}_{se})]| > \epsilon\} \\ &= 1 - \sum_{\hat{\pi} \in \Pi} \mathbb{P}\left\{\left|\sum_{i=1}^n \phi_i\right| > n\epsilon\right\} \\ &\geq 1 - \sum_{\hat{\pi} \in \Pi} 2 \exp\left\{-2\epsilon^2 n^2 / \sum_{i=1}^n \frac{|Y_i - \mu_{A_i}(X_i)|^2 (1 - \hat{s}(X_i))^2}{(1 - q)^2 \hat{e}_{A_i}^2(X_i) \hat{s}^2(X_i)}\right\} \\ &= 1 - 2|\Pi| \exp\left\{-2\epsilon^2 n^2 / \sum_{i=1}^n \frac{|Y_i - \mu_{A_i}(X_i)|^2 (1 - \hat{s}(X_i))^2}{(1 - q)^2 \hat{e}_{A_i}^2(X_i) \hat{s}^2(X_i)}\right\}. \end{aligned}$$

Letting $2|\Pi| \exp\left\{-2\epsilon^2 n^2 / \sum_{i=1}^n \frac{|Y_i - \mu_{A_i}(X_i)|^2 (1 - \hat{s}(X_i))^2}{(1 - q)^2 \hat{e}_{A_i}^2(X_i) \hat{s}^2(X_i)}\right\} = \eta$ yields that

$$\epsilon = \sqrt{\frac{\log(2|\Pi|/\eta)}{2n^2} \sum_{i=1}^n \frac{|Y_i - \mu_{A_i}(X_i)|^2 (1 - \hat{s}(X_i))^2}{(1 - q)^2 \hat{e}_{A_i}^2(X_i) \hat{s}^2(X_i)}}.$$

Then with probability $1 - \eta$, we have

$$\begin{aligned} &|\hat{R}(\hat{\pi}_{se}) - \mathbb{E}[\hat{R}(\hat{\pi}_{se})]| \\ &\leq \sqrt{\frac{\log(2|\Pi|/\eta)}{2n^2} \sum_{i=1}^n \frac{|Y_i - \mu_{A_i}(X_i)|^2 (1 - \hat{s}(X_i))^2}{(1 - q)^2 \hat{e}_{A_i}^2(X_i) \hat{s}^2(X_i)}}. \end{aligned}$$

Thus

$$R(\hat{\pi}_{se}) \leq \hat{R}(\hat{\pi}_{se}) + \text{Bias}(\hat{R}_{SE}(\hat{\pi}_{se})) + \mathcal{B}(\mathcal{D}_0, \mathcal{D}_1, \eta, \Pi)$$

where $\mathcal{B}(\mathcal{D}_0, \mathcal{D}_1, \eta, \Pi)$ equals to

$$\sqrt{\frac{\log(2|\Pi|/\eta)}{2n^2} \sum_{i=1}^n \frac{(Y_i - \hat{\mu}_{A_i}(X_i))^2 (1 - \hat{s}(X_i))^2}{(1 - q)^2 \hat{e}_{A_i}^2(X_i) \hat{s}^2(X_i)},}$$

with $\hat{\mu}_{A_i}(X_i) = A_i \hat{\mu}_1(X_i) + (1 - A_i) \hat{\mu}_0(X_i)$. \square

Proof of Theorem 3(ii). Based on *Proof of Theorem 2(i)*, we have that

$$\begin{aligned} &R(\hat{\pi}_{se}) - R(\pi^*) \\ &= R(\hat{\pi}_{se}) - \hat{R}(\hat{\pi}_{se}) + \hat{R}(\hat{\pi}_{se}) - \hat{R}(\pi^*) + \hat{R}(\pi^*) - R(\pi^*) \\ &\leq \text{Bias}(\hat{R}_{SE}(\hat{\pi}_{se})) + \text{Bias}(\hat{R}_{SE}(\pi^*)) + 2\mathcal{B}(\mathcal{D}_0, \mathcal{D}_1, \eta, \Pi). \end{aligned} \quad (7)$$

\square

Lemma 2 (Hoeffding's inequality for general bounded random variables). *Let X_1, \dots, X_N be independent random variables. Assume that $X_i \in [m_i, M_i]$ for every i . Then, for any $\epsilon > 0$, we have*

$$\mathbb{P}\left\{\left|\sum_{i=1}^N X_i - \sum_{i=1}^N \mathbb{E}X_i\right| > \epsilon\right\} \leq 2 \exp\left\{-\frac{2\epsilon^2}{\sum_{i=1}^N (M_i - m_i)^2}\right\}.$$

Proof. The proof can be found in Theorem 2.2.6 of Vershynin(2018). \square

A.6 Proof of Theorem 4

Theorem 4 (Efficiency Bound of $V(\pi)$). Under Assumptions 1–2, the efficient influence function of $V(\pi)$ is

$$\begin{aligned} \varphi_V &= \pi(X)\mu_1(X) + (1 - \pi(X))\mu_0(X) - V(\pi) + \\ &\quad \frac{G}{s(X)} \left\{ \frac{\pi(X)A(Y - \mu_1(X))}{e_1(X)} + \frac{(1 - \pi(X))(1 - A)(Y - \mu_0(X))}{1 - e_1(X)} \right\}. \end{aligned}$$

The semiparametric efficiency bound of $V(\pi)$ is $\text{Var}(\varphi_V)$.

Proof of Theorem 4. According to the proof of Theorem 1, under Assumptions 1–2, the observed data distribution is

$$\begin{aligned} &p(a, x, y, g) \\ &= f(x) \times [s(x)\{f_1(y|x)e_1(x)\}^a \{f_0(y|x)(1 - e_1(x))\}^{1-a}] \\ &\quad \times (1 - s(x))^{1-g}, \end{aligned}$$

the score function in the submodel indexed by θ is

$$\begin{aligned} &s(a, x, y, g; \theta) \\ &= \frac{\partial \log p(a, x, y, g; \theta)}{\partial \theta} \\ &= l(x; \theta) + ga \cdot s_1(y|x; \theta) + g(1 - a) \cdot s_0(y|x; \theta) \\ &\quad + g \frac{a - e_1(x; \theta)}{e_1(x; \theta)(1 - e_1(x; \theta))} \dot{e}_1(x; \theta) \\ &\quad + \frac{g - s(x; \theta)}{s(x; \theta)(1 - s(x; \theta))} \dot{s}(x; \theta), \end{aligned}$$

and the tangent space \mathcal{T} is

$$\begin{aligned} \mathcal{T} &= \{l(x) + gas_1(y|x) + g(1 - a)s_0(y|x) \\ &\quad + g(a - e_1(x)) \cdot b(x) + (g - s(x)) \cdot c(x)\}. \end{aligned}$$

For φ_V , we can verify that

$$\frac{\partial V(\theta)}{\partial \theta} \Big|_{\theta=\theta_0} = \mathbb{E}[\varphi_V \cdot s(A, X, Y, G; \theta_0)],$$

and $\varphi_V \in \mathcal{T}$. This implies the conclusion. \square

A.7 Proof of Theorem 5

Theorem 5. Under Assumptions 1 and 3, the efficient influence function of $R(\pi)$ is given as

$$\begin{aligned}\bar{\varphi}_R &= \frac{G}{1-q} \frac{1-s(X)}{s(X)} \frac{\pi(X)\psi'_1(\mu_1(X))A\{Y-\mu_1(X)\}}{e_1(X)} \\ &+ \frac{G}{1-q} \frac{1-s(X)}{s(X)} \frac{(1-\pi(X))\psi'_0(\mu_0(X))(1-A)\{Y-\mu_0(X)\}}{1-e_1(X)} \\ &+ \frac{1-G}{1-q} [\pi(X)\psi_1\{\mu_1(X)\} + (1-\pi(X))\psi_0\{\mu_0(X)\} - R(\pi)],\end{aligned}$$

where $\psi'_0(\cdot)$ and $\psi'_1(\cdot)$ represent the first derivatives of $\psi_0(\cdot)$ and $\psi_1(\cdot)$, respectively. The efficiency bound is $Var(\bar{\varphi}_{R(\pi)})$.

Proof of Theorem 5. The proof of Theorem 5 is similar to that of Theorem 1, but with different tangent space and efficient influence function when Assumption 2 is replaced by Assumption 3.

Specifically, the observed data distribution under Assumptions 1 and 3 is given as

$$\begin{aligned}p(a, x, y, g) &= [f(a, y|x, g=1)f(x)s(x)]^g \\ &\quad \times [f(x)(1-s(x))]^{1-g} \\ &= f(x)(1-\pi(x))^{1-g} \{f_1(y|x, g=1)e_1(x)\}^{ga} \\ &\quad \times [\{f_0(y|x, g=1)(1-e_1(x))\}^{1-a} s(x)]^g,\end{aligned}$$

where $f_1(\cdot|x, g=1)$ and $f_0(\cdot|x, g=1)$ are the marginal density of $Y(1)$ and $Y(0)$ given $X=x$ and $G=1$, respectively.

Under Assumptions 1 and 3, consider a regular parametric submodel indexed by θ ,

$$\begin{aligned}p(a, x, y, g; \theta) &= f(x, \theta) \{f_1(y|x, g=1, \theta)e_1(x, \theta)\}^{ga} \\ &\quad \times \left[\{f_0(y|x, g=1, \theta)(1-e_1(x, \theta))\}^{1-a} s(x, \theta) \right]^g \\ &\quad \times (1-s(x, \theta))^{1-g},\end{aligned}$$

which equals $p(a, x, y, g)$ when $\theta = \theta_0$.

Then, the score function for this submodel is given by

$$\begin{aligned}s(a, x, y, g; \theta) &= \frac{\partial \log p(a, x, y, g; \theta)}{\partial \theta} \\ &= l(x, \theta) + ga \cdot s_1(y|x, g=1, \theta) + g(1-a) \cdot s_0(y|x, g=1, \theta) \\ &\quad + g \frac{a - e_1(x, \theta)}{e_1(x, \theta)(1 - e_1(x, \theta))} \dot{e}_1(x, \theta) \\ &\quad + \frac{g - s(x, \theta)}{s(x, \theta)(1 - s(x, \theta))} \dot{s}(x, \theta),\end{aligned}$$

where $l(x, \theta) = \partial \log f(x, \theta) / \partial \theta$, $s_1(y|x, g=1, \theta) = \partial \log f_1(y|x, g=1, \theta) / \partial \theta$, $s_0(y|x, g=1, \theta) = \partial \log f_0(y|x, g=1, \theta) / \partial \theta$, $\dot{e}_1(x, \theta) = \partial e_1(x, \theta) / \partial \theta$, and $\dot{s}(x, \theta) = \partial s(x, \theta) / \partial \theta$.

Thus, the tangent space is

$$\begin{aligned}\mathcal{T} &= \{l(x) + gas_1(y|x, g=1) + g(1-a)s_0(y|x, g=1) \\ &\quad + g(a - e_1(x)) \cdot b(x) + (g - \pi(x)) \cdot c(x)\},\end{aligned}$$

where $s_a(y|x, g=1)$ satisfies $\mathbb{E}[s_a(Y|X, G=1)|X = x, G=1] = \int s_a(y|x, g=1)f_a(y|x, g=1)dy = 0$ for $a =$

$0, 1$, $l(x)$ satisfies $\mathbb{E}[l(X)] = \int l(x)f(x)dx = 0$, $b(x)$ and $c(x)$ are arbitrary square-integrable measurable functions of x . In addition, according to Assumption 3, $\mathbb{E}[Y(1)|X, G=0] = \psi_1(\mathbb{E}[Y(1)|X, G=1])$. In the submodel indexed by θ , it can be written as

$$\int yf_1(y|x, g=0, \theta)dy = \psi_1 \left(\int yf_1(y|x, g=1, \theta)dy \right).$$

Taking derivative of θ yields that

$$\begin{aligned}&\int ys_1(y|x, g=0, \theta)f_1(y|x, g=0, \theta)dy \\ &= \psi'_1 \left(\int yf_1(y|x, g=1, \theta)dy \right) \\ &\quad \times \int ys_1(y|x, g=1, \theta)f_1(y|x, g=1, \theta)dy,\end{aligned}$$

which implies that

$$\begin{aligned}&\mathbb{E}[Y(1)s_1(Y(1)|X, G=0) | X, G=0] \\ &= \psi'_1(\mu_1(X)) \cdot \mathbb{E}[Y(1)s_1(Y(1)|X, G=1) | X, G=1].\end{aligned}\quad (8)$$

Likewise,

$$\begin{aligned}&\mathbb{E}[Y(0)s_0(Y(0)|X, G=0) | X, G=0] \\ &= \psi'_0(\mu_0(X)) \cdot \mathbb{E}[Y(0)s_0(Y(0)|X, G=1) | X, G=1].\end{aligned}\quad (9)$$

Under the above parametric submodel,

$$\begin{aligned}R(\pi; \theta) &= \mathbb{E}[\pi(X)Y(1) + (1-\pi(X))Y(0) | G=0] \\ &= \frac{\mathbb{E}[(1-G) \cdot \{\pi(X)\psi_1(\mu_1(X)) + (1-\pi(X))\psi_0(\mu_0(X))\}]}{\mathbb{P}(G=0)} \\ &= \frac{\int \int \pi(x)(1-s(x, \theta)) \cdot \psi_1(\int yf_1(y|x, g=1, \theta)dy)dx}{\int (1-\pi(x, \theta))f(x, \theta)dx} \\ &\quad + \frac{\int \int (1-\pi(x))(1-s(x, \theta)) \cdot \psi_0(\int yf_0(y|x, g=1, \theta)dy)dx}{\int (1-\pi(x, \theta))f(x, \theta)dx}\end{aligned}$$

The pathwise derivative of $R(\pi; \theta)$ at $\theta = \theta_0$ is given as

$$\begin{aligned}&\frac{\partial R(\pi; \theta)}{\partial \theta} \Big|_{\theta=\theta_0} \\ &= \frac{\mathbb{E}[\pi(X)(1-s(X)) \cdot \psi'_1(\mu_1(X)) \cdot \mathbb{E}\{Y(1) \cdot s_1(Y(1)|X, G=1)|X, G=1\}]}{1-q} \\ &\quad + \frac{\mathbb{E}[(1-\pi(X))(1-s(X)) \cdot \psi'_0(\mu_0(X)) \cdot \mathbb{E}\{Y(0) \cdot s_0(Y(0)|X, G=1)|X, G=1\}]}{1-q} \\ &\quad + \frac{\mathbb{E}[\{(1-s(X))l(X) - \dot{s}(X)\} \cdot \{\pi(X)\psi_1(\mu_1(X)) + (1-\pi(X))\psi_0(\mu_0(X)) - R(\pi)\}]}{1-q}\end{aligned}$$

Next, we construct the efficient influence function. Let

$$\begin{aligned}\bar{\varphi}_R &= \frac{G}{1-q} \frac{1-s(X)}{s(X)} \frac{\pi(X)\psi'_1(\mu_1(X))A\{Y-\mu_1(X)\}}{e_1(X)} \\ &\quad + \frac{G}{1-q} \frac{1-s(X)}{s(X)} \frac{(1-\pi(X))\psi'_0(\mu_0(X))(1-A)\{Y-\mu_0(X)\}}{1-e_1(X)} \\ &\quad + \frac{1-G}{1-q} [\pi(X)\psi_1\{\mu_1(X)\} + (1-\pi(X))\psi_0\{\mu_0(X)\} - R(\pi)],\end{aligned}$$

Pathwise differentiability of τ can be verified by

$$\frac{\partial R(\pi; \theta)}{\partial \theta} \Big|_{\theta=\theta_0} = \mathbb{E}[\bar{\varphi}_R \cdot s(A, X, Y, G; \theta_0)], \quad (10)$$

which implies that $\bar{\varphi}_R$ is an influence function of $R(\pi)$. Now we give a detailed proof of (10).

$$\mathbb{E}[\bar{\varphi}_R \cdot s(A, X, Y, G; \theta_0)] = H_3 + H_4 + H_5,$$

where

$$\begin{aligned} H_3 &= \mathbb{E} \left[\left\{ \frac{G\psi'_1(\mu_1(X))}{1-q} \frac{\pi(X)A(Y - \mu_1(X))}{e_1(X)} \frac{1-s(X)}{s(X)} \right\} \right. \\ &\quad \left. \times s(A, X, Y, G; \theta_0) \right], \\ &= \text{the first term of } \frac{\partial \tau(\theta)}{\partial \theta} \Big|_{\theta=\theta_0}. \end{aligned}$$

$$\begin{aligned} H_4 &= \mathbb{E} \left[\left\{ \frac{G\psi'_0(\mu_0(X))}{1-q} \frac{(1-\pi(X))(1-A)\{Y - \mu_0(X)\}}{1-e_1(X)} \frac{1-s(X)}{s(X)} \right\} \right. \\ &\quad \left. \times s(A, X, Y, G; \theta_0) \right] \\ &= \text{the second term of } \frac{\partial \tau(\theta)}{\partial \theta} \Big|_{\theta=\theta_0}. \end{aligned}$$

$$\begin{aligned} H_5 &= \mathbb{E} \left[\left(\pi(X)\psi_1(\mu_1(X)) + (1-\pi(X))\psi_0(\mu_0(X)) - R(\pi) \right) \right. \\ &\quad \left. \times \frac{1-G}{1-q} s(A, X, Y, G; \theta_0) \right] \\ &= \text{the third term of } \frac{\partial \tau(\theta)}{\partial \theta} \Big|_{\theta=\theta_0}. \end{aligned}$$

Thus, equation (10) holds. In addition, it is not hard to verify that $\bar{\varphi}_R \in \mathcal{T}$, and thus $\bar{\varphi}_R$ is the efficient influence function of $R(\pi)$. \square

B Algorithm Flowchart for Proposed Policy Learning Approach

Algorithm 1 Proposed Policy Learning Approach

Input: The source dataset \mathcal{D}_1 and the target dataset \mathcal{D}_0 .

Output: The learned policy $\hat{\pi}$

- 1: **Stage 1:** Fit models $\hat{\mu}_1(X)$, $\hat{\mu}_0(X)$, $\hat{e}_1(X)$, $\hat{s}(X)$ for estimating $\mu_1(X)$, $\mu_0(X)$, $e_1(X)$, $s(X)$.
 - 2: **Stage 2:**
 - 3: **while** Stop condition is not reached **do**
 - 4: Sample a batch of data from $\mathcal{D}_0 \cup \mathcal{D}_1$.
 - 5: Minimize the loss $-\hat{R}(\pi, \hat{\mu}_0, \hat{\mu}_1, \hat{e}_1, \hat{s}, X, A, Y, G)$ to update π , using the batch sample.
 - 6: **end while**
 - 7: Return a learned policy.
-

C Effect of varying probability of treatment on Simulated Datasets

We further evaluate the robustness of the proposed methods by varying the generation mechanism of treatments in the

source dataset. We generate A in the source dataset from $Bern(\sigma(-\beta\tilde{X}_2))$, where $\sigma(\cdot)$ is the sigmoid function, and $\beta = 0, 0.1, \dots, 0.9, 1$. The probability of receiving the treatment is 0.5 when $\beta = 0$. As β increases, the probability of an individual receiving the treatment decreases (since \tilde{X}_2 is always greater than 0 in our setting). Figure 3 displays how the evaluation metrics change as the proportion of individuals receiving treatment decreases, demonstrating the robustness, stability, and overall superiority of the proposed SE method.

D Details of Experiments on Real-World Datasets

D.1 Pre-processing details

We pre-process the data in the following steps:

- After eliminating covariates with high missing ratios, the analytical dataset consists of 1993 observations and 101 covariates.
- For the source dataset, The treatment A is generated from $Bern(0.5)$
- For both the source dataset and target dataset, we extract five features using principal component analysis (PCA) to simulate the potential outcomes as follows.

$$Y(1) = 15 + 7Z_1 + 4Z_2 + 8Z_3 + 2Z_4 + 5Z_5 + \epsilon$$

$$Y(0) = 10 + 2Z_1 + 2Z_2 + 7Z_3 - Z_4 + Z_5 + \epsilon$$

where $\epsilon \sim \mathcal{N}(0, 0.1)$ and $Z_i, i = 1, 2, 3, 4, 5$ represent five principal components.

D.2 Test results compared with the baseline

We conduct the paired t-test compared with the baseline in simulated and real-world datasets. Through the paired t-test compared with the baseline, we can obtain statistically significant results (p-value ≤ 0.05). The results are shown in Table 2.

Table 2: Paired t-test compared with the baseline.

Dataset	Matrics	Statistic	P-value
Simulated Dataset	Mean of Reward	-233.94	2.34e-76
	ΔE of Reward	233.94	2.34e-76
	Policy Error	366.71	6.44e-86
	Welfare Changes	-233.70	2.46e-76
Real-World Dataset	Mean of Reward	-47.38	1.36e-42
	ΔE of Reward	47.37	1.36e-42
	Policy Error	231.82	3.65e-76
	Welfare Changes	-197.79	8.65e-73

E Related Work

Policy Learning. Policy learning seeks to identify which individuals should receive treatment to maximize the reward according to their covariates Murphy [2003], with wide-ranging applications in fields such as precision medicine Bertsimas *et al.* [2017]; Kitagawa and Tetenov

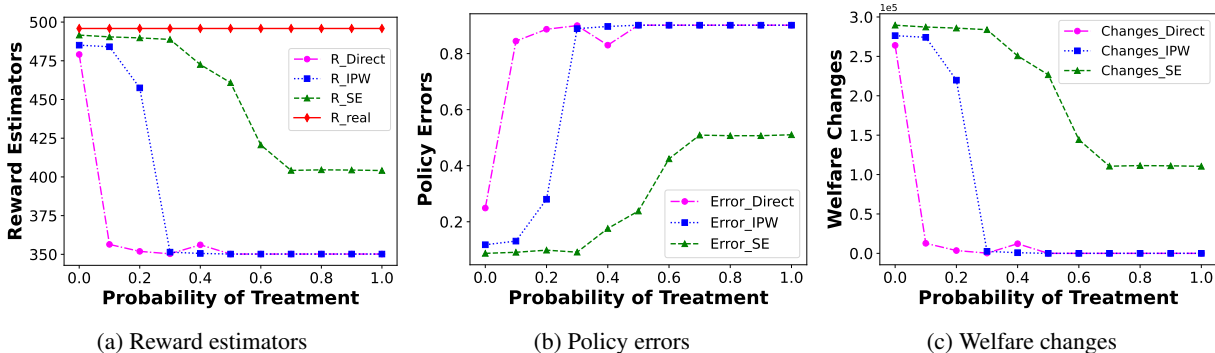


Figure 3: Comparison of three methods with different treatments in the target dataset

[2018]; Kosorok and Laber [2019], reinforcement learning Liu *et al.* [2021]; Kwan *et al.* [2023], and recommender systems Ma *et al.* [2020]; Chen and Sun [2021]. Nevertheless, most policy learning approaches rely solely on a single labeled dataset. In scenarios where labeled data are difficult to obtain, these methods often struggle with external validity and generalizability. To address this issue, a straightforward strategy is to combine labeled and unlabeled data, utilizing techniques like transfer learning and semi-supervised learning Kora *et al.* [2022]; Huynh *et al.* [2022]. However, while transfer and semi-supervised learning methods are well-developed for prediction tasks, the challenge of learning optimal policies by leveraging both labeled and unlabeled data remains largely unexplored Uehara *et al.* [2020].

Causal Effects Generalizability. Recently, there has been growing research interest in integrating information from multiple data sources for causal inference Stuart *et al.* [2011]; Hartman *et al.* [2015]; Lodi *et al.* [2019]; Colnet *et al.* [2024]. However, heterogeneity in data distribution across these sources presents a significant challenge. Different heterogeneity in data distribution necessitates tailored techniques, including specific assumptions Hotz *et al.* [2005]; Kern *et al.* [2016b]; Nguyen *et al.* [2018]; Li *et al.* [2023d] and structural causal models (SCM) Pearl [1995]; Correa *et al.* [2018]; Tikka *et al.* [2019]. While data integration has gained considerable theoretical attention, its extension to policy learning remains underexplored. In this article, we investigate how to learn the optimal policy in a target dataset by leveraging information from a source dataset.