

Technical Report: Exploring Automatic Model-Checking of the Ethereum specification*

Igor Konnov[†]

Independent Researcher

Jure Kukovec[†]

Independent Researcher

Thomas Pani[†]

Independent Researcher

Roberto Saltini[‡]

Independent Researcher

Thanh Hai Tran[‡]

Independent Researcher

Abstract

We investigate automated model-checking of the Ethereum specification, focusing on the *Accountable Safety* property of the 3SF consensus protocol. We select 3SF due to its relevance and the unique challenges it poses for formal verification. Our primary tools are TLA⁺ for specification and the Apache model checker for verification.

Our formalization builds on the executable Python specification of 3SF. To begin, we manually translate this specification into TLA⁺, revealing significant combinatorial complexity in the definition of Accountable Safety. To address this, we introduce several layers of manual abstraction: (1) replacing recursion with folds, (2) abstracting graphs with integers, and (3) decomposing chain configurations. To cross-validate, we develop encodings in SMT (CVC5) and Alloy.

Despite the inherent complexity, our results demonstrate that exhaustive verification of Accountable Safety is feasible for small instances — supporting up to 7 checkpoints and 24 validator votes. Moreover, no violations of Accountable Safety are observed, even in slightly larger configurations. Beyond these findings, our study highlights the importance of manual abstraction and domain expertise in enhancing model-checking efficiency and showcases the flexibility of TLA⁺ for managing intricate specifications.

*The specifications, scripts, and experimental results can be accessed at:
<https://github.com/freespek/ssf-mc>

[†]This work was supported by Ethereum Foundation under grant FY24-1535 in the 2024 Academic Grants Round.

[‡]This work was supported by Ethereum Foundation under grant FY24-1536 in the 2024 Academic Grants Round and was partially done while at Consensys.

Contents

1	Key Outcomes	3
2	Introduction	5
2.1	Quick Intro to 3SF	5
2.2	This Project: Model Checking of 3SF	6
2.3	Structure of the Report	7
3	Basic 3SF concepts	8
3.1	Complexity of (model-checking) the protocol	10
4	<i>Spec</i>₁: Translation from Python to TLA⁺	11
4.1	Shape of the Python Specification	11
4.2	Translating Basic Operators	13
4.3	Translating Complex Operators	14
4.4	Overall Example	15
5	<i>Spec</i>₂: Fold-Based Specification in TLA⁺	16
5.1	Translating Recursive TLA ⁺ Operators	16
5.2	An Optimization: Flattening Nested Folds	18
5.3	Checking the Specification	19
6	<i>Spec</i>₃: Adding a State Machine	22
6.1	State Machines in TLA ⁺	22
6.2	Introducing a State Machine	23
6.3	Model Checking Experiments	25
7	<i>Spec</i>_{3b} in SMT	25
7.1	Modeling	26
7.2	Checking the Specification	27
7.3	Experimental Results	28
8	<i>Spec</i>_{3c} in Alloy	28
8.1	From TLA ⁺ to Alloy	29
8.2	Model Checking with Alloy	30
8.3	Model Checking Results	30

9	<i>Spec</i>₄: Two Chains in TLA⁺	32
9.1	Inductive Invariant	32
9.2	Model Checking Experiments	35
10	<i>Spec</i>_{4b}: Decomposition & Abstractions	35
10.1	Constraints over Set Cardinalities	35
10.2	Quorum Sets	36
10.3	Decomposition of Chain Configurations	37
10.4	Model Checking Experiments	38
11	Summary & Future Work	39
11.1	Key Outcomes of the Project	39
11.2	Potential Extensions of this Project	39
A	Translating Python Specifications to TLA⁺	43
A.1	Translation Rules	44
A.2	Meta-Rules for Translating Recursive Definitions	50
B	Detailed Proofs	56
B.1	Additional Definitions	56
B.2	Proofs	57

1 Key Outcomes

During the course of this project, we have developed a series of specifications in TLA⁺, Alloy, and SMT, each representing a different level of abstraction of the 3SF protocol. Before we delve into the technical details, we summarize the key outcomes of the project:

Exhaustive checking of *AccountableSafety*. Our primary objective was to verify the *AccountableSafety* property of the 3SF protocol. Model-checking this property proved to be computationally challenging due to the unexpectedly high combinatorial complexity of the protocol. Nonetheless, we performed systematic experiments across various specifications in TLA⁺, Alloy, and SMT (CVC5), representing both a direct translation and different levels of abstraction of the protocol. The largest instances we exhaustively verified to satisfy *AccountableSafety* include up to 7 checkpoints and 24 validator votes (see Table 5 in Section 8.3). This comprehensive verification

gives us absolute confidence that the modeled protocol satisfies *Accountable-Safety* for systems up to this size.

No falsification of *AccountableSafety*. In addition to the instances where we conducted exhaustive model-checking, we ran experiments on larger instances, which exceeded generous time limits and resulted in timeouts. Even in these cases, no counterexamples to *AccountableSafety* were found. Furthermore, in instances where we deliberately introduced bugs into the specifications (akin to mutation testing), Apalache, Alloy and CVC5 quickly generated counterexamples. This increases our confidence that the protocol remains accountably safe, even for system sizes substantially larger than those we were able to exhaustively verify.

Value of producing examples. Even though checking accountable safety proved to be challenging, our specifications are not limited to proving only accountable safety. They are also quite useful for producing examples. For instance, both Apalache and Alloy are able to quickly produce examples of configurations that contain justified and finalized checkpoints. We highlight this unique value of specifications that are supported by model checkers:

- Executable specifications in Python require the user to provide program inputs. These inputs can be also generated randomly, though in the case of 3SF, this would be challenging: We expect the probability of hitting “interesting” values, such as producing finalizing checkpoints, to be quite low.
- Specifications in the languages supported by proof systems usually do not support model finding. The TLAPS Proof System is probably a unique exception here, as TLA⁺ provides a common playground for the prover and the model checkers [14].

Advantages of human expertise over automated translation. Applying translation rules to derive checkable specifications from existing artifacts can serve as a valuable starting point. However, such translations often introduce inefficiencies because they cannot fully capture the nuances of the specific context. This can result in suboptimal performance. Therefore, while translations provide a baseline, manually crafting specifications

from the outset is usually more effective. When relying on translated specifications, it is essential to apply manual optimizations to ensure both accuracy and efficiency.

Value of TLA⁺. TLA⁺ is a powerful language for specifying and verifying distributed systems. Although our most promising experimental results were derived from the Alloy specification, the insights gained through iterative abstraction in TLA⁺ were indispensable. TLA⁺ enabled us to start with an almost direct translation of the Python code and progressively refine it into higher levels of abstraction. This iterative process provided a deeper understanding of the protocol and laid the groundwork for the more efficient Alloy specification. The connection between the Python specification and the Alloy specification is definitely less obvious than the tower of abstractions that we have built in TLA⁺.

2 Introduction

2.1 Quick Intro to 3SF

At the time of writing this report, Ethereum is using Gasper [7] as the underlying consensus protocol. In Gasper, time is divided into slots, which represent intervals during which a new block is proposed to extend the blockchain and undergoes voting. Finalizing a block – ensuring that it is permanently added to the blockchain and cannot be reversed – typically requires 64 to 95 slots. This delay in finality makes the network more vulnerable to potential block reorganizations when the network conditions change, e.g., during periods of asynchronous network conditions. In particular, this finalization delay heightens the network’s exposure to Maximal Extractable Value (MEV) exploits, which could undermine the network’s integrity. Additionally, the extended finalization period forces users to weigh the trade-off between economic security and transaction speed.

To address these issues and speed up finality, D’Amato et al. [9] have recently introduced the *3-slot-finality* (3SF) protocols for Ethereum that achieve finality within three slots after a proposal, hence realizing 3-slot finality. This feature is particularly beneficial in practical scenarios where periods of synchrony and robust honest participation often last much longer than the time needed for finalization in the 3SF protocol. Finally, the 3SF

protocol enhances the practicality of large-scale blockchain networks by enabling the dynamically-available component, which handles honest participants who may go offline and come back online [20], to recover from extended asynchrony, provided at least two-thirds of validators remain honest and online for sufficient time.

To that end, the 3SF protocols combine a partially synchronous finality gadget with two dynamically available consensus protocols – synchronous protocols that ensure safety and liveness even with fluctuating validator participation levels. This design is based on the *ebb-and-flow* approach introduced in [18]. An ebb-and-flow protocol comprises two sub-protocols, each with its own confirmation rule, and each outputting a chain, with one serving as a prefix of the other. The first confirmation rule defines what is known as the *available chain*, which provides liveness under dynamic participation (and synchrony). The second confirmation rule defines the *finalized chain*, and provides safety even under network partitions, but loses liveness either under asynchrony or in case of fluctuation in the participation level.

2.2 This Project: Model Checking of 3SF

In this research project, we targeted the 3SF specification in Python¹ as the case study focusing only on the finality gadget protocol, which is mostly specified in the file `ffg.py`. Our main goal was to demonstrate *Accountable Safety* of this protocol by the means of model checking. Accountable Safety is the property which ensures that if two conflicting chains (i.e. chains where neither is a prefix of the other) are finalized, then – by having access to all messages sent – it is possible to identify at least $\frac{1}{3}$ responsible participants.

We have chosen the specification language TLA^+ and the model checker Apalache for the following reasons. TLA^+ remains a goto language for specifying consensus algorithms. Among the rich spectrum of specifications [2], the most notable for our project are the specifications of Paxos [16], Raft [19], and Tendermint [6, 15]. AS consensus algorithms are quite challenging for classical model checkers like TLC, we choose the symbolic model checker Apalache [1, 13, 14]. It utilizes the SMT solver Z3 [10] in the background. Apalache was used for model checking of agreement and accountable safety of Tendermint [15]. Moreover, four of the project participants have developed Apalache in the past and know its strengths and weaknesses.

¹Link to the Python specification: <https://github.com/saltiniroberto/ssf/.../ffg.py>

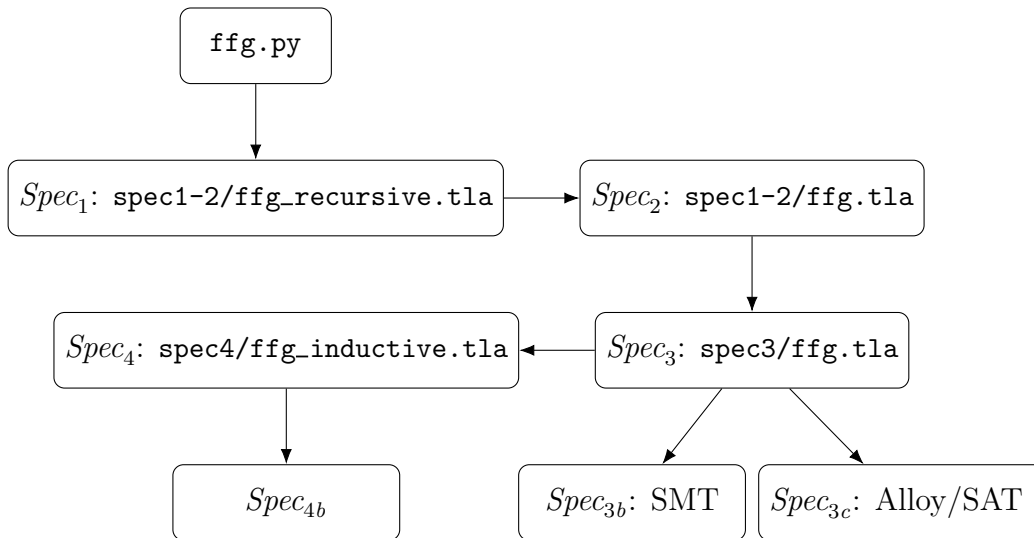


Figure 1: The relation between the specification artifacts

2.3 Structure of the Report

Figure 1 depicts the relations between the specifications that we have produced in the project:

1. Section 3 provides an introduction to the technical details of the 3SF protocol. We start our specification work from the executable specification in Python `ffg.py`.
2. $Spec_1$: This is the specification `spec1-2/ffg_recursive.tla`. It is the result of a manual mechanical translation of the original executable specification in Python, which can be found in `ffg.py`. This specification is using mutually recursive operators, which are not supported by Apalache. As a result, we are not checking this specification. This specification is the result of our work in Milestones 1 and 3. It is discussed in Section 4.
3. $Spec_2$: This is the specification `spec1-2/ffg.tla`. It is a manual adaptation of $Spec_1$. The main difference between $Spec_2$ and $Spec_1$ is that $Spec_2$ uses “folds” (also known as “reduce”) instead of recursion. This specification is the result of our work in Milestones 1 and 2. It is discussed in Section 5.

4. $Spec_3$: This is the further abstraction of $Spec_2$ that uses the concept of a state machine, instead of a purely sequential specification (such as the Python code). This specification is the result of our work in Milestone 2. It is discussed in Section 6.
5. $Spec_4$: This is an extension of $Spec_3$ that contains an inductive invariant in `spec4/ffg_inductive.tla`. This specification is the result of our work in Milestone 4. It is discussed in Section 9.
6. $Spec_{4b}$ contains further abstractions and decomposition of configurations. This is the first TLA⁺ specification that allowed us to show accountable safety for models of very small size. This specification is the result of our work in Milestone 4. It is discussed in Section 10.
7. $Spec_{3b}$ contains a specification in SMT using the theory of finite sets and cardinalities. In combination with the solver CVC5 [4], this specification allows us to push verification of accountable safety even further. This specification is the result of our work in Milestone 4. It is discussed in Section 7.
8. $Spec_{3c}$ contains a specification in Alloy [11, 12]. With this specification, we manage to check all small configurations that cover the base case and one inductive step of the definitions. This specification is the result of our work in Milestone 4. It is discussed in Section 8.
9. Appendix A contains the translation rules and Appendix B contains detailed proofs that were conducted in Milestone 3.

3 Basic 3SF concepts

In this section, we summarize the basic concepts of the 3SF protocol that this project depends on. We refer the reader to the 3SF paper [9] for a more comprehensive explanation.

Validators. Participants of the protocol are referred to as *validators* with n being their total number. Every validator is identified by a unique cryptographic identity and the public keys are common knowledge. Each validator has a *stake* but for the purpose of this project each validator’s stake is set to 1.

Slots. Time is divided into *slots*. In ideal conditions a new block (see below) is expected to be proposed at the beginning of each slot.

Blocks and Chains. A *block* is a pair of elements, denoted as $B = (b, p)$. Here, b represents the *block body* – essentially, the main content of the block which contains a batch of transactions grouped together. Each block body contains a reference pointing to its *parent* block. The second element of the pair, $p \geq 0$, indicates the *slot* where the block B is proposed. By definition, if B_p is the parent of B , then $B_p.p < B.p$. The *genesis block* is the only block that does not have a parent. Its slot is $p = 0$. Given the definition above, each different block B implicitly identifies a different finite *chain* of blocks starting from block B , down to the genesis block, by recursively moving from a block to its parent. Hence, there is no real distinction between a block and the chain that it identifies. So, by chain \mathbf{ch} , we mean the chain identified by the block \mathbf{ch} . We write $\mathbf{ch}_1 \preceq \mathbf{ch}_2$ to mean that \mathbf{ch}_1 is a non-strict prefix of \mathbf{ch}_2 . We say that \mathbf{ch}_1 *conflicts* with \mathbf{ch}_2 if and only if neither $\mathbf{ch}_1 \preceq \mathbf{ch}_2$ nor $\mathbf{ch}_2 \preceq \mathbf{ch}_1$ holds.

Checkpoints. In the protocol described in [9], a *checkpoint* is a tuple (\mathbf{ch}, c) , where \mathbf{ch} is a chain and c is a slot signifying where \mathbf{ch} is proposed for justification (this concept is introduced and explained below). However, for efficiency reasons, in the specification targeted by this project, a *valid* checkpoint \mathcal{C} is a triple (H, c, p) where H is the hash of a chain \mathbf{ch} , c is the slot at which chain \mathbf{ch} is proposed for justification, as per the definition above, and $p = \mathbf{ch}.p$. The total pre-order among checkpoints is defined: $\mathcal{C} \leq \mathcal{C}'$ if and only if either $\mathcal{C}.c < \mathcal{C}'.c$ or, in the case where $\mathcal{C}.c = \mathcal{C}'.c$, then $\mathcal{C}.p \leq \mathcal{C}'.p$. Also, $\mathcal{C} < \mathcal{C}'$ means $\mathcal{C} \leq \mathcal{C}' \wedge \mathcal{C} \neq \mathcal{C}'$.

FFG Votes. Validators cast two main types of votes: FFG-VOTES and VOTES. Each VOTE includes an FFG-VOTE. The specification targeted by this project only deals with FFG-VOTES as the extra information included in VOTES has no impact on AccountableSafety. An FFG-VOTE is represented as a tuple $[\text{FFG-VOTE}, \mathcal{C}_1, \mathcal{C}_2, v_i]$, where v_i is the validator sending the FFG-VOTE², while \mathcal{C}_1 and \mathcal{C}_2 are checkpoints. These checkpoints are respectively referred to as the *source* (\mathcal{C}_1) and the *target* (\mathcal{C}_2) of the FFG-VOTE. Such

²Digital signatures are employed to ensure that v_i is the actual sender and it is assumed that such digital signatures are unforgeable.

an FFG-VOTE is *valid* if and only if both checkpoints are valid, $\mathcal{C}_1.c < \mathcal{C}_2.c$ and $\mathcal{C}_1.ch \preceq \mathcal{C}_2.ch$. FFG-VOTES effectively act as *links* connecting the source and target checkpoints. Sometimes the whole FFG-VOTE is simply denoted as $\mathcal{C}_1 \rightarrow \mathcal{C}_2$.

Justification. A set of FFG-VOTES is a *supermajority set* if it contains valid FFG-VOTES from at least $\frac{2}{3}n$ distinct validators. A checkpoint \mathcal{C} is considered *justified* if it either corresponds to the genesis block, i.e., $\mathcal{C} = (B_{\text{genesis}}, 0)$, or if there exists a supermajority set of links $\{\mathcal{C}_i \rightarrow \mathcal{C}_j\}$ satisfying the following conditions. First, for each link $\mathcal{C}_i \rightarrow \mathcal{C}_j$ in the set, $\mathcal{C}_i \rightarrow \mathcal{C}_j$ is valid and $\mathcal{C}_i.ch \preceq \mathcal{C}.ch \preceq \mathcal{C}_j.ch$. Moreover, all source checkpoints \mathcal{C}_i in these links need to be already justified, and the checkpoint slot of \mathcal{C}_j needs to be the same as that of \mathcal{C} ($\mathcal{C}_j.c = \mathcal{C}.c$), for every j . It is important to note that the source and target chain may vary across different votes.

Finality. A checkpoint \mathcal{C} is *finalized* if it is justified and there exists a supermajority link with source \mathcal{C} and potentially different targets \mathcal{C}_j where $\mathcal{C}_j.c = \mathcal{C}.c + 1$. A chain ch is finalized if there exists a finalized checkpoint \mathcal{C} with $ch = \mathcal{C}.ch$. The checkpoint $\mathcal{C} = (B_{\text{genesis}}, 0)$ is finalized by definition.

Slashing. A validator v_i is subject to slashing for sending two *distinct* FFG-VOTES $\mathcal{C}_1 \rightarrow \mathcal{C}_2$ and $\mathcal{C}_3 \rightarrow \mathcal{C}_4$ if either of the following conditions holds: **E₁** (Double voting) if $\mathcal{C}_2.c = \mathcal{C}_4.c$, implying that a validator must not cast distinct FFG-VOTES for the same checkpoint slot; or **E₂** (Surround voting) if $\mathcal{C}_3 < \mathcal{C}_1$ and $\mathcal{C}_2.c < \mathcal{C}_4.c$, indicating that a validator must not vote using a lower checkpoint as source and must avoid voting within the span of its other votes.

Definition 1 (AccountableSafety). *AccountableSafety holds if and only if, upon two conflicting chains being finalized, by having access to all messages sent, it is possible to slash at least $\frac{n}{3}$ of the validators.*

3.1 Complexity of (model-checking) the protocol

The 3SF protocol is intricate, with a high degree of combinatorial complexity, making it challenging for automatic model checking. During our specification work, we have observed multiple layers of complexity in the protocol:

- The Python specification considers all possible graphs over all proposed blocks. From graph theory [8], we know that the number of labelled rooted forests on n vertices is $(n + 1)^{n-1}$. (Observe that this number grows faster than the factorial $n!$.) This is the number of possible block graphs that the model checker has to consider for n blocks.
- The protocol introduces a directed graph of checkpoints (pairs (b, n) of a block b and an integer n) *on top* of the block graph. Validator-signed votes form a third labeled directed graph over pairs of checkpoints. In addition, all of these edges have to satisfy arithmetic constraints.
- Justified and finalized checkpoints introduce an inductive structure that the model checker has to reason about. Essentially, the solvers have to reason about chains of checkpoints on top of chains of blocks.
- Finally, the protocol introduces set cardinalities, both for determining a quorum of validators and as a threshold for *AccountableSafety*. Cardinalities are known to be a source of inefficiency in automated reasoning.

4 *Spec*₁: Translation from Python to TLA⁺

The Python specification consists of class / type definitions and a number of functions that define the behavior of the 3SF protocol. We obtain *Spec*₁ by performing a manual but mechanical translation of the Python specification to TLA⁺. To this end, we first survey the Python code to identify its structure and the program logic elements that it defines. We then translate these functions to TLA⁺ by following the principle of least surprise: we aimed to preserve the syntax and semantics of the Python code as closely as possible – at this stage, without regard to model-checking efficiency. We also translate the data structures and types used in the Python code to their TLA⁺ counterparts. To this end, we have produced detailed translation rules, which we present in Appendix A.

4.1 Shape of the Python Specification

A few key points to note about the Python code are as follows:

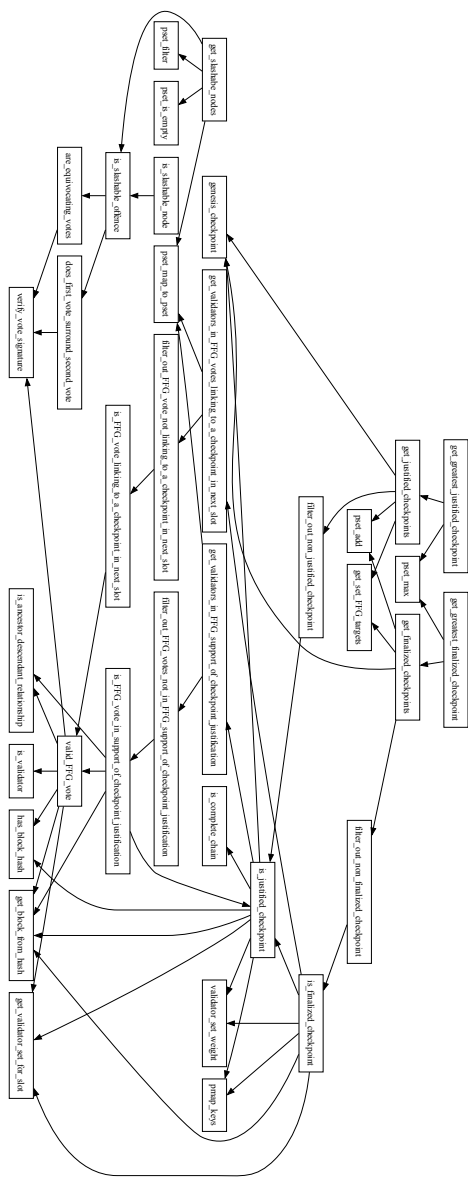


Figure 2: The callgraph of the 3SF specification Python code

```
1 def pset_filter(p: Callable[[T1], bool], s: PSet[T1]) -> PSet[T1]:
2     r: PSet[T1] = pset()
3
4     for e in s:
5         if p(e):
6             r = r.add(e)
7
8     return r
```

Figure 3: pset_filter definition

Data structures and types. Type definitions come in the form of Python classes annotated with the `@dataclass` decorator, which automatically generates constructors, comparator methods, and other boilerplate code. Composite types are defined using the `pyrsistent` library, which provides immutable data structures such as sets and maps.

Functions. The function definitions are pure functions that take some input and return some output – side-effects are rare and limited to local state. Some functions are (mutually) recursive, as can be seen in Figure 2.

Similarities between Python and TLA⁺. Despite being a programming language and specification language respectively, Python specifications written in a functional manner (using immutable data types and pure functions) and TLA⁺ overlap somewhat in what they can express. For instance, both allow us to express sets, structures / records, and comprehensions over these data structures. For example, the Python code defines a record `CommonNodeState` which we translate to a record in TLA⁺.

4.2 Translating Basic Operators

The Python specification defines a number of foundational operators that are used in other functions. These operators are mostly simple and can be translated directly to built-in operators in TLA⁺. To take a concrete example, observe the definition of `pset_filter` in Figure 3.

Notice that, while filter is not one of the built-in operators of the `pyrsistent` library, it is relatively simple to define the `pset_filter` filter function, which

returns a set that contains exactly all of the elements of s , for which the Boolean predicate p holds true.

In TLA^+ , however, filtering is a language primitive, so if we can translate a python set s to a TLA^+ set \hat{s} , and a Python predicate p (of the above type) to a TLA^+ predicate \hat{p} , we can translate `pset_filter(p, s)` to $\{x \in \hat{s} : \hat{p}(x)\}$.

We take this idea, and apply it to every definition in the file `pythonic_code_generic.py`, attempting to identify TLA^+ -equivalents (w.r.t. semantics) for each defined function. Later on, in Appendix A, we give a formal characterization of all of these equivalencies, in the form of rewriting rules.

4.3 Translating Complex Operators

Some further constructs of the Python language are particularly relevant for the translation, and we describe how we handle them in the next paragraphs. We do, however, not give explicit rules for the translation of *all* Python language primitives to TLA^+ in general, since attempting to establish those for the full language would vastly exceed the scope of this project.

Assignments and local variables. There are certain idiosyncrasies to do with the fact that Python is imperative and executable, and TLA^+ is not. For instance, Python allows for arbitrary variable assignment and reassignment, as well as the introduction of local variables. There are two constructs available in TLA^+ which can be used to express variable assignment:

- a state-variable update $a' = e$
- a LET-IN local operator definition $\text{LET } v \triangleq e \text{ IN } f$

In principle, it is up to the translator to evaluate which of the two better captures the semantics of the Python code. However, as we have noted, the Python code is mostly functional over immutable data structures. In this project, we have observed that we can establish a clear separation, which always translates local/auxiliary variables to LET-IN definitions, and keeps the state-variable updates for the state of the system.

Runtime exceptions. Python code may throw at any time. In this project in particular, the Python code is written in a defensive manner, with many

runtime checks in the form of `Requires` assertions that perform as preconditions. In general, this behavior is impossible to replicate without very convoluted TLA^+ code, so we either have to omit those assertions, or return an unspecified value of the correct type if the requirement is not met. We note, however, that in the present Python specification, functions are only called if their preconditions are met (for example, the function `get_parent(block, node_state)` contains a precondition `Requires(has_parent(block, node_state))`, but is only ever called on code paths where this precondition holds). Thus, we can safely omit these assertions in the translation.

Control flow. Given the functional nature of the Python specification, and given that both languages support if-statements, those translate directly (although since `elif` in Python has no direct equivalent, we have to chain two IF-ELSEs in TLA^+). Iteration (in the form of `for-in` loops) only occurs in the Python code to compute the set comprehension `pset_filter` which we directly translate to the TLA^+ set comprehension operator as discussed above.

Recursion. As we have mentioned, the Python code contains a number of (mutually) recursive functions. Native TLA^+ supports recursive operators at the language level, which must be explicitly annotated with the keyword `RECURSIVE`, which we introduce manually.

However, Apache does not support recursive TLA^+ operators at the model-checking level. This means that we can translate recursive Python functions – as written – into TLA^+ Spec_1 , with the knowledge that we will need to transform them into equivalent constructs in Spec_2 to facilitate model checking. We discuss this in more detail in the next section on Spec_2 .

4.4 Overall Example

As a final example, Figure 4 shows a crucial operator of the Python specification, `is_ancestor_descendant_relationship`, and Figure 5 shows its TLA^+ equivalent. It is a recursive function, uses if-else control flow, and references `has_parent` and `get_parent`, which are TLA^+ -translated python operators themselves.

In summary, this example demonstrates that our translation strongly preserves the syntactic shape between Python functions / compound statements

```

1  def is_ancestor_descendant_relationship(
2      ancestor: Block,
3      descendant: Block,
4      node_state: CommonNodeState
5  ) -> bool:
6      """
7      It determines whether there is an ancestor-descendant relationship
8      between two blocks.
9      """
10     if ancestor == descendant:
11         return True
12     elif descendant == node_state.configuration.genesis:
13         return False
14     else:
15         return (
16             has_parent(descendant, node_state) and
17             is_ancestor_descendant_relationship(
18                 ancestor,
19                 get_parent(descendant, node_state),
20                 node_state
21             )
22         )

```

Figure 4: Python definition of `is_ancestor_descendant_relationship` Python

and TLA⁺ operators.

5 *Spec*₂: Fold-Based Specification in TLA⁺

*Spec*₂ addresses some of the limitations inherent in the straightforward translation of *Spec*₁ from the Python executable specification.

5.1 Translating Recursive TLA⁺ Operators

The primary goal of *Spec*₂ is to maintain the semantic structure of *Spec*₁ while eliminating recursion. In *Spec*₁, (mutually) recursive operators model key aspects of protocol behavior, such as the block tree and block justification. Apache does not natively support recursive operators³, thus it cannot be used immediately to model-check *Spec*₁. While the explicit-state

³<https://apache-mc.org/docs/apache/principles/recursive.html>


```

* Determine if there is an ancestor – descendant relationship between two blocks.
*
* @type : ($ block, $ block, $ commonNodeState) ⇒ Bool;
RECURSIVE TLC_is_ancestor_descendant_relationship(-, -, -)
TLC_is_ancestor_descendant_relationship(ancestor, descendant, node_state) ≜
  IF ancestor = descendant THEN TRUE
  ELSE IF descendant = node_state.configuration.genesis THEN FALSE
  ELSE
    ∧ has_parent(descendant, node_state)
    ∧ TLC_is_ancestor_descendant_relationship(ancestor,
      get_parent(descendant, node_state), node_state)

```

Figure 5: Definition of `is_ancestor_descendant_relationship` in TLA^+

TLA^+ model checker TLC supports recursive operators, it does not scale to model-checking of this problem.

To resolve this, we reformulate Spec_1 into Spec_2 , by substituting (mutually) recursive constructs with bounded `fold` operations⁴, which enable the same iterative computations to be performed in a non-recursive manner. We provide a set of translation rules to convert recursive operators to bounded `fold` operations, see Appendix A.2.

Let’s reconsider the example in Figure 5. In Figure 6, we present its equivalent that is using folds. Following the rules in Appendix A.2, we have constructed an accumulator `FindAncestor` that is passed to the fold operator. Its body represents a single iteration of the recursive definition: it first checks if its second parameter, indicating if an ancestor-descendant match has already been found, is `TRUE` – in this case, it simply propagates the result `Pair(last_block, TRUE)` to the next iteration (this is equivalent to the base case of the recursive definition). If the match has not been found, it checks if the current block is the genesis block or an orphaned block, and returns `FALSE` if it is. Otherwise, it retrieves the parent block of the current block, checks if it is the ancestor block, and passes `Pair(parent, parent = ancestor)` to the next iteration. We pass this accumulator to the fold operator, together with the initial value and the structure to fold over (in this case, a generic sequence of length `MAX_SLOT`, which ensures that the fold

⁴In functional programming, `fold` (sometimes `reduce`) is a higher-order function that accepts a combining operation and an iterable data structure, and applies the operation to each element of the data structure to compute a single return value.

```

is_ancestor_descendant_relationship(ancestor, descendant, node_state)  $\triangleq$ 
  LET @type : ( $\langle \$block, Bool \rangle, Int$ )  $\Rightarrow$   $\langle \$block, Bool \rangle$ ;
  FindAncestor(last_block_and_flag, slot)  $\triangleq$ 
    LET last_block  $\triangleq$  last_block_and_flag[1]IN
    LET flag  $\triangleq$  last_block_and_flag[2]IN
    IF flag THEN Pair(last_block, TRUE)
    ELSE IF last_block = node_state.configuration.genesis
       $\vee$   $\neg$ has_parent(last_block, node_state)
    THEN Pair(last_block, FALSE)
    ELSE LET parent  $\triangleq$  get_parent(last_block, node_state)IN
      Pair(parent, parent = ancestor)
  IN
  ApaFoldSeqLeft(FindAncestor,
    Pair(descendant, descendant = ancestor),
    MkSeq(MAX_SLOT,
      @type : Int  $\Rightarrow$  Int;
      LAMBDA i : i))[2]

```

Figure 6: The recursive definition converted to bounded iteration with folds

is performed over all blocks in the chain).

5.2 An Optimization: Flattening Nested Folds

Initial model checking experiments with *Spec₂* revealed significant challenges related to memory consumption, stemming from the high number of SMT constraints emitted by Apache for nested fold operations, which in turn mirror the complexity of the original nested recursive structures from the Python specification.

To address these issues, we introduce a manual optimization strategy that involves flattening nested fold operations. This technique transforms nested folds into a more manageable structure by employing additional TLA⁺ state variables, similar to memoization or prophecy variables.

For example, we introduce a new TLA⁺ state variable `PRECOMPUTED_IS_ANCESTOR_DESCENDANT_RELATIONSHIP` to store memoized ancestor-descendant relationships and initialize it with the results of the fold operation above, see Figure 7.

What does this give us? For instance, instead of re-evaluating the fold op-

```

Precompute  $\triangleq$ 
  LET all_blocks  $\triangleq$  get_all_blocks(single_node_state) IN
     $\wedge$  PRECOMPUTED__IS_ANCESTOR_DESCENDANT_RELATIONSHIP =
      [ descendant  $\in$  all_blocks  $\mapsto$  {
        ancestor  $\in$  all_blocks :
          is_ancestor_descendant_relationship(ancestor, descendant, single_node_state)
        }
      ]
     $\wedge$  LET initialTargetMap  $\triangleq$  [
      checkpoint  $\in$  get_set_FFG_targets(single_node_state.view_votes)  $\mapsto$ 
        VotesInSupportAssumingJustifiedSource(checkpoint, single_node_state)
    ]
  IN PRECOMPUTED__IS_JUSTIFIED_CHECKPOINT =
    AllJustifiedCheckpoints(initialTargetMap, single_node_state, MAX_SLOT)

```

Figure 7: Memoizing the ancestor-descendant relationship

eration each time we need to check if two blocks are in an ancestor-descendant relationship, we can directly access the memoized result in a much more efficient map lookup, as shown in Figure 8.

```

* Check if two blocks are conflicting.
*
* Requires: have_common_ancestor(chain1, chain2, node_state)
*
* @type: ($block, $block, $commonNodeState)  $\Rightarrow$  Bool;
are_conflicting(chain1, chain2, node_state)  $\triangleq$ 
   $\wedge$   $\neg$ PRECOMPUTED__is_ancestor_descendant_relationship(chain1,
                                                         chain2, node_state)
   $\wedge$   $\neg$ PRECOMPUTED__is_ancestor_descendant_relationship(chain2,
                                                         chain1, node_state)

```

Figure 8: The definition of conflicting blocks, using memoization

To further improve our confidence in the correctness of this optimization, we could produce a proof in TLAPS or run Apache to show functional equivalence.

5.3 Checking the Specification

We can query the specification for reachable protocol states using Apache. For example, we can check if a nontrivial finalized checkpoint exists by writing an invariant that we expect not to hold. If the invariant below is violated,

Apalache will produce an example of a finalized checkpoint as a counterexample, see Figure 9.

Find a finalized checkpoint (in addition to the genesis checkpoint)
 $FinalizedCheckpoint_Example \triangleq$
 $get_finalized_checkpoints(single_node_state) =$
 $\{genesis_checkpoint(single_node_state)\}$

Figure 9: A false invariant for producing an example

Obviously, we can also check *AccountableSafety* by supplying it as an invariant to Apalache, see 10.

Theorem 1 (Accountable safety). The finalized chain $chFin_i$ is accountably safe, *i.e.*, two conflicting finalized blocks imply that at least $n/3$ adversarial validators can be detected to have violated either [slashing condition] *E1* or *E2*.
 $AccountableSafety \triangleq$
 LET $finalized_checkpoints \triangleq get_finalized_checkpoints(single_node_state)$
 $finalized_blocks \triangleq \{$
 $get_block_from_hash(checkpoint.block_hash, single_node_state) :$
 $checkpoint \in finalized_checkpoints$
 $\}$
 $there_are_conflicting_finalized_blocks \triangleq$
 $\exists block1, block2 \in finalized_blocks :$
 $are_conflicting(block1, block2, single_node_state)$
 $slashable_nodes \triangleq get_slashable_nodes(single_node_state.view_votes)$
 IN $there_are_conflicting_finalized_blocks \Rightarrow$
 $(Cardinality(slashable_nodes) * 3 \geq Cardinality(Nodes))$

Figure 10: A state invariant for accountable safety

Table 1 shows the results of model checking *Spec₂* with Apalache. We can see that generating examples of reachable protocol states and verifying *AccountableSafety* is infeasible due to the high computational complexity of the specification.

These results are not surprising – the solver has to consider both reachability properties for all possible block graphs, and all possible FFG voting scenarios on top of these graphs.

To further evaluate *Spec₂*, we fix the block graph⁵ — this way the solver

⁵We consider forests, rather than just trees, because the specification allows for that.

Property	Time
Example: conflicting blocks	timeout (> 40h)
Example: finalized & conflicting blocks	timeout (> 40h)
AccountableSafety	timeout (> 40h)

Table 1: Model checking $Spec_2$ with Apache.

Property	Block graph	Time
Example: conflicting blocks	SingleChain	1 min 3 sec
Example: conflicting blocks	ShortFork	52 sec
Example: conflicting blocks	Forest	2 min 21 sec
Example: fin. & confl. blocks	SingleChain	1 min 5 sec
Example: fin. & confl. blocks	ShortFork	10 hours 49 min 47 sec
Example: fin. & confl. blocks	Forest	timeout (> 40h)
AccountableSafety	SingleChain	1 min 13 sec
AccountableSafety	ShortFork	timeout (> 40h)
AccountableSafety	Forest	timeout (> 40h)

Table 2: Model checking $Spec_2$ for fixed block graphs.

only has to reason about voting. We encode three example block graphs: a single, linear chain (**SingleChain**), a minimal forked chain of three blocks (**ShortFork**), and a forest of disconnected chains (**Forest**). Table 2 shows the results of model checking $Spec_2$ for these fixed block graphs.

To understand the structure of those small graphs, see Figure 11. In the simple cases 11a–11g, we have one or two chains that form a tree. In a more general case like in Figure 11h, a graph is a forest. The graphs in Figures 11i–11j do not represent chains. The graph I1 is a direct-acyclic graph but not a forest. The graph I2 has a loop.

We can see that the solver can handle the single chain block graph (where *AccountableSafety* trivially holds due to absence of conflicting blocks), but struggles with the more complex scenarios even when given a fixed block graph. This suggests that the complexity inherent in the specification is due

Specifically, forests can occur when only some of the blocks of a given chain are received by a node. In the specification, the set of blocks received corresponds to the map `CommonNodeState.view_blocks`.

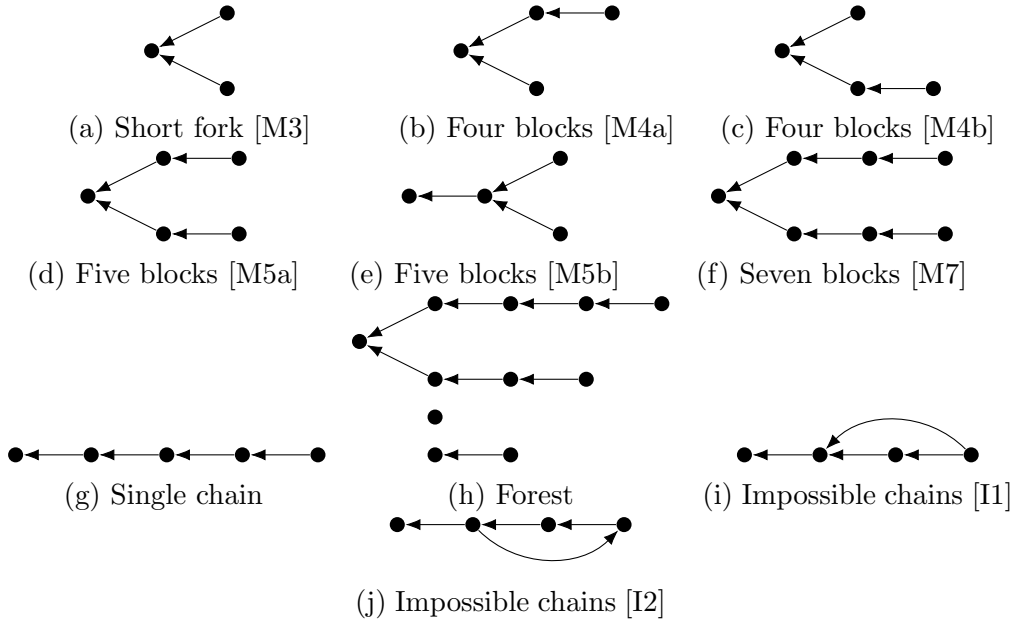


Figure 11: Small instances of chains and non-chains

to the high combinatorial complexity of voting scenarios, rather than just the block graph.

6 *Spec*₃: Adding a State Machine

In the course of writing *Spec*₂, we realized that the executable Python specification is essentially sequential. In other words, even though the 3SF algorithm is distributed, its Python specification as well as *Spec*₁ and *Spec*₂ are encoding all possible protocol states in a single specification state.

6.1 State Machines in TLA⁺

Since TLA⁺ is designed for reasoning about state machines, Apache is tuned towards incremental model checking of the executions. For instance, if a state machine is composed of n kinds of state-transitions (called actions), that is, $Next = A_1 \vee \dots \vee A_N$, the model checker tries to find a violation to a state invariant Inv by assuming that a single symbolic transition A_i took place. If there is no violation, that instance of the invariant Inv can be

discarded. By doing so, the model checker reduces the number of constraints for the SMT solver to process. The same applies to checking an inductive invariant. When there is no such decomposition of *Next*, the model checker produces harder problems for SMT.

Symbolic simulation. In addition to model checking, Apache offers support for symbolic simulation. In this mode, the model checker non-deterministically selects *one* symbolic transition at each step and applies it to the current state. While symbolic simulation is not exhaustive like model checking, it allows for more efficient exploration of deep system states. Importantly, any counterexample discovered through symbolic simulation is just as valid as one found via exhaustive model checking.

6.2 Introducing a State Machine

Having the observations above in mind, we introduce *Spec₃* in which we specify a state machine that incrementally builds possible protocol states by constructing the following data structures:

- The set of proposed blocks, and the graph containing these blocks, called *blocks* and *graph*, respectively.
- The ancestor-descendant relation, called *block_graph_closure*.
- The announced FFG votes and the validators’ votes on them, called *ffg_votes* and *votes*, respectively.
- The set of justified checkpoints that is computed as the greatest fixpoint, called *justified_checkpoints*.

The most essential part of the specification is shown in Figure 12. It represents an abstract state-transition that corresponds to a subset of validators sending votes for the same FFG vote. The most interesting part of this transition can be seen in the last lines: Instead of directly computing the set of justified checkpoints in the current state, we just “guess” it and impose the required constraints on this set. Mathematically, *justified_checkpoints* is the greatest fixpoint among the checkpoints that satisfy the predicate *IsJustified*.

Figure 13 shows the transition predicate of the specification. It just non-deterministically chooses the inputs to *ProposeBlock* or *CastVotes* and fires one of those two actions.

```

@type : ($ checkpoint, $ checkpoint, Set(Str)) ⇒ Bool;
CastVotes(source, target, validators) ≜
  LET ffgVote ≜ [source ↦ source, target ↦ target]IN
  ∧ UNCHANGED ⟨blocks, block_graph, block_graph_closure⟩
  ∧ IsValidFFGVote(ffgVote)
  ∧ validators ≠ {}
  ∧ ffg_votes' = ffg_votes ∪ {ffgVote}
  ∧ votes' = votes ∪ {Vote(v, ffgVote) : v ∈ validators}
  ∧ LET allCheckpoints ≜ {Checkpoint(block, i) : block ∈ blocks, i ∈ CheckpointSlots}
    IN ∃ allJustifiedCheckpoints ∈ SUBSET allCheckpoints :
      ∧ justified_checkpoints' = allJustifiedCheckpoints
      ∧ ∀ c ∈ allJustifiedCheckpoints : IsJustified(c, votes', allJustifiedCheckpoints)
      ∧ ∀ c ∈ (allCheckpoints \ allJustifiedCheckpoints) :
        ¬IsJustified(c, votes', allJustifiedCheckpoints)

```

Figure 12: A state-transition that casts votes

```

Next ≜
  ∨ ∃ parent ∈ blocks, slot ∈ BlockSlots, body ∈ BLOCK_BODIES :
    ProposeBlock(parent, slot, body)
  ∨ ∃ ⟨targetBlock, sourceBlock⟩ ∈ block_graph_closure,
    srcSlot, tgtSlot ∈ CheckpointSlots, validators ∈ SUBSET VALIDATORS :
    CastVotes(
      Checkpoint(sourceBlock, srcSlot),
      Checkpoint(targetBlock, tgtSlot),
      validators
    )

```

Figure 13: The transition predicate of $Spec_3$

Command	State invariant	Depth	Time
check	<i>ExistsJustifiedNonGenesisInv</i>	2	5s
check	<i>ExistTwoFinalizedConflictingBlocks</i>	6	52min
simulate	<i>AccountableSafety</i>	6	37min
check	<i>AccountableSafety</i>	6	16h 13min

Table 3: Model checking experiments with $Spec_3$

6.3 Model Checking Experiments

We have conducted model checking experiments with this specification. They are summarized in Table 3. Two things to notice:

- The model checker finds examples of justified and conflicting blocks very fast.
- Model checking accountable safety gets stuck very fast, just after 6 steps. Note that justified blocks are recomputed after every step that casts votes.

7 $Spec_{3b}$ in SMT

In addition to $Spec_3$, we have developed a manual encoding of the 3SF protocol in SMT, directly utilizing the CVC5 solver [4]. In contrast to the TLA^+ -based specifications, we manually encode an arbitrary state of the protocol directly, using SMT-LIB constraints. At the cost of using a lower-level language and requiring a specialized solver, this has the following advantages:

- The manual encoding is more succinct than the SMT encoding produced by Apalache from TLA^+ .
- SMT-LIB supports recursive functions, which allows us to express the recursion inherent to the 3SF protocol more naturally.

Structurally, this specification combines some aspects of $Spec_2$ and $Spec_3$: like $Spec_2$, it does not encode a state machine, but rather an arbitrary state of the protocol. However, it uses data structures and constraints similar to

$Spec_3$ to model key components of the 3SF protocol, including checkpoints, FFG votes, justification and finalization, and slashing conditions. To model finite sets and cardinalities, we use the non-standard SMT theory of sets and cardinalities [3] provided by CVC5.

7.1 Modeling

The SMT spec explicitly introduces hashes, checkpoints and nodes as atoms over finite domains. Votes are modeled as any possible combination of a source and target checkpoint and a sending node:

```
(declare-datatype Hash ((Hash1) (Hash2) (Hash3)))
(declare-datatype Checkpoint ((C1) (C2) (C3) (C4) (C5)))
(declare-datatype Node ((Alice) (Bob) (Charlie) (David)))
(declare-datatype Vote ((Vote (source Checkpoint) (target Checkpoint) (sender Node))))
```

To remain within the decidable SMT fragment, we have to model unbounded data using functions. For example, we model the slot number of a block as a function from block hashes to integers:

```
(declare-fun slot (Hash) Int)
; genesis' slot is 0
(assert (= (slot genesis) 0))
; slots are increasing from parent to child
(assert (forall ((h Hash)) (= > (not (= h genesis)) (> (slot h) (slot (parent_of h))))))
```

We encode all protocol rules as declarative constraints in the SMT model. For example, the constraint that a checkpoint is justified if and only if there is a supermajority of validators that cast a justifying vote from an already justified checkpoint is encoded as follows:

```
(declare-const justified_checkpoints (Set Checkpoint))
(assert (= justified_checkpoints (set.comprehension ((c Checkpoint))
(or
; L3: genesis is justified
(= c genesis_checkpoint)
; L4: there is a quorum of validators that cast a vote from a justified checkpoint to c
(>= (* 3 (set.card (set.comprehension ((node Node))
(exists ((vote Vote)) (and
; L4+5: vote is a valid vote cast by node
(set.member vote votes)
(= (sender vote) node)
; L6: the source of the vote is justified
(set.member (source vote) justified_checkpoints)
; L7: there is a chain source.block ->* checkpoint.block ->* target.block
(and
(set.member
(tuple (checkpoint_block (source vote)) (checkpoint_block c))
ancestor_descendant_relationship)
(set.member
```

```

      (tuple (checkpoint_block c) (checkpoint_block (target vote)))
      ancestor_descendant_relationship)
    )
    ; L8: the target checkpoint slot is the same as the checkpoint's
    (= (checkpoint_slot (target vote)) (checkpoint_slot c))
  ))
  node
)))
(* 2 N)
)
)
c
)))

```

7.2 Checking the Specification

Similar to model checking with Apalache, we can use the CVC5 solver to find examples of reachable protocol states, often within seconds. For example, to find a finalized checkpoint besides the genesis checkpoint, we append the following SMT-LIB script to our specification:

```

; find a finalized checkpoint (besides genesis)
(assert (not (= finalized_checkpoints (set.singleton genesis_checkpoint))))
(check-sat)
(get-model)

```

Ultimately, we want to show that *AccountableSafety* holds. To check that this property holds with an SMT solver, we negate the property and check for unsatisfiability:

```

; there is a counterexample to AccountableSafety
(assert (and
  (exists ((block1 Hash) (block2 Hash))
    (and
      (set.member (tuple block1 block2) conflicting_blocks)
      (set.member block1 finalized_blocks)
      (set.member block2 finalized_blocks)
    )
  )
  (< (* 3 (set.card slashable_nodes)) N)
))
(check-sat)

```

If the constraint above was satisfiable, we would have found a counterexample to *AccountableSafety*. Thus, *AccountableSafety* holds if the solver returns unsatisfiable.

blk	chk	Time
3	5	8 min 11 sec
4	5	22 min 00 sec
5	5	1 h 40 min 19 sec
3	6	74 h 1 min 41 sec
4	6	timeout (> 80 h)
5	6	timeout (> 80 h)

Table 4: Model checking experiments with CVC5. **blk** is the number of blocks, **chk** is the number of checkpoints.

7.3 Experimental Results

Similar to our experiments with Apalache, we instantiate the SMT model with different numbers of blocks and checkpoints to verify *AccountableSafety* and evaluate the runtime of the solver. Table 4 shows the results of our experiments.

As we can see, similar to our TLA⁺ experiments, the runtime of the SMT solver grows exponentially with the number of blocks and checkpoints. The solver is able to verify *AccountableSafety* for up to 5 blocks and 5 checkpoints or 3 blocks and 6 checkpoints, but it times out for larger instances.

8 *Spec*_{3c} in Alloy

Once we saw that our specifications *Spec*₃ and *Spec*₄ were too challenging for the TLA⁺ tools, we decided to employ Alloy [11, 12], as an alternative to our tooling. Alloy has two features that are attractive for our project:

- Alloy allows to precisely control the search scope by setting the number of objects of particular type in the universe. For example, we can restrict the number of checkpoints and votes to 5 and 12, respectively. Although we introduced similar restrictions with Apalache, Alloy has even finer level of parameter tuning.
- Alloy translates the model checking problem to a Boolean satisfiability problem (SAT), in contrast to Apalache, which translates it to satisfiability-modulo-theory (SMT). This allows us to run the latest

off-the-shelf solvers such as Kissat, the winner of the SAT Competition 2024 [5].

8.1 From TLA⁺ to Alloy

Having $Spec_3$ in TLA⁺, it was relatively easy for us to write down the Alloy specification, as $Spec_3$ is already quite abstract. However, as Alloy’s core abstractions are objects and relations between them, the specification looks quite differently. For example, here is how we declare signatures for the blocks and checkpoints:

```

sig Payload {}
sig Signature {}
fact atLeastFourSignatures { #Signature >= 4 }

sig Block {
  slot: Int,
  body: Payload,
  parent: Block
}
sig Checkpoint {
  block: Block,
  slot: Int
}

one sig GenesisPayload extends Payload {}
one sig GenesisBlock extends Block {}

```

Unlike $Spec_3$ but similar to $Spec_{3b}$, our Alloy specification does not describe a state machine, but it specifies an arbitrary single state of the protocol. As in $Spec_3$, we compute the set of justified checkpoints as a fixpoint:

```

one sig JustifiedCheckpoints {
  justified: set Checkpoint
}
fact justifiedCheckpointsAreJustified {
  all c: JustifiedCheckpoints.justified |
    c.slot = 0 or 3.mul[#justifyingVotes[c.validator] >= 2.mul[#Signature]
}

```

8.2 Model Checking with Alloy

Similar to our experiments with Apalache, we produce examples of configurations that satisfy simple properties. For example:

```
run someFinalizedCheckpoint { some c: Checkpoint |
  isFinalized[c] and c.slot != 0
}
for 10 but 6 Block, 6 Checkpoint, 12 Vote, 5 int
```

For small search scopes, Alloy quickly finds examples, often in a matter of seconds.

Ultimately, we are interested in showing that *AccountableSafety* holds true. To this end, we want Alloy to show that the formula *noAccountableSafety* does not have a model (unsatisfiable). Similar to Apalache, Alloy allows us to show safety for bounded scopes.

```
pred noAccountableSafety {
  disagreement and (3.mul[#slashableNodes] < #Signature)
}
run noAccountableSafety for 10 but 6 Block, 6 Checkpoint,
  4 Signature, 6 FfgVote, 15 Vote, 5 int
```

Thus it is interesting to increase these parameter values as much as possible to cover more scenarios, while keeping them small enough that the SAT solver still terminates within reasonable time. Table 5 summarizes our experiments with Alloy when checking *noAccountableSafety* with Kissat. Since a vote includes an FFG vote and a validator’s signature, the number of FFG votes and validators bound the number of votes. Hence, if we only increase the number of votes without increasing the number of FFG votes, we may miss the cases when longer chains of justifications must be constructed.

8.3 Model Checking Results

As we can see, we have managed to show *AccountableSafety* for chain configurations of up to 6 blocks, including the genesis block. While the configurations up to 4 blocks are important to analyze, they do not capture the general case, namely, of two finalized checkpoints building on top of justified checkpoints that are not the genesis. Thus, configurations of 5 or more blocks are the most important ones, as they capture the general case.

#	blk	chk	sig	ffg	votes	Time	Memory
1	3	5	4	5	12	4s	35M
2	4	5	4	5	12	10s	40M
3	5	5	4	5	12	15s	45M
4	3	6	4	6	15	57s	52M
5	4	6	4	6	15	167s	55M
6	5	6	4	6	15	245s	57M
7	6	6	4	6	15	360s	82M
8	5	7	4	6	24	1h 27m	156M
9	5	10	4	8	24	over 8 days (timeout)	198 MB
9	5	10	4	8	32	over 8 days (timeout)	220 MB
10	3	15	4	5	12	31s	56M
11	4	20	4	5	12	152s	94M
12	5	25	4	5	12	234s	117M
13	7	15	4	10	40	over 16 days (timeout)	300 MB

Table 5: Model checking experiments with Alloy and Kissat: **blk** is the number of blocks, **chk** is the number of checkpoints, **sig** is the number of validator signatures, **ffg** is the number of FFG votes, **votes** is the number of validator votes.

To see if we could go a bit further beyond 5 blocks, we have tried a configuration with 7 blocks. This configuration happened to be quite challenging for Alloy and Kissat. We have run Kissat for over 16 days, and it was stuck at the remaining seven percent for many days. At that point, it had introduced:

- 60 thousand Boolean variables,
- 582 thousand “irredundant” clauses and 199 thousand binary clauses,
- 1.3 billion conflicts,
- 56 million restarts.

We conjecture that the inductive structure of justified and finalized checkpoints make it challenging for the solvers (both SAT and SMT) to analyze the specification. Essentially, the solvers have to reason about chains of checkpoints on top of chains of blocks.

9 *Spec*₄: Two Chains in TLA⁺

We obtain this specification by preserving the vote and checkpoint behavior from *Spec*₃, but we restrict the block-graph to exactly two chains, which are allowed to fork, i.e., they always share a common prefix. To this end, we restrict block bodies of the two chains as follows:

1. Block bodies on the first chain have non-negative sequential integer numbers starting from 0 (genesis), e.g. 0, 1, 2, 3, 4.
2. Block bodies on the second chain are the same as the ones on the first chain *up to the fork point*, after which they change sign, but otherwise maintain their sequence in absolute value terms, e.g. 0, 1, 2, -3, -4.

The aim of this encoding is to decrease complexity for the SMT solver, since it simplifies block graph ancestry and closure reasoning significantly (e.g. we can check whether one block is an ancestor of another by simply comparing block body integer values), while preserving the behavior which arises from voting on checkpoint justification.

9.1 Inductive Invariant

This specification defines an inductive invariant *IndInv*. Recall, an inductive invariant satisfies the following two conditions, assuming we have an initial-state predicate *Init*, and transition predicate *Next*:

1. It is implied by the initial state: $Init \Rightarrow IndInv$
2. It is preserved by the transition predicate: $IndInv \wedge Next \Rightarrow IndInv$

Because of this characterization, inductive invariants lend themselves especially nicely to bounded symbolic model checking; with Apalache, one can prove (or disprove) an inductive invariant by running two queries of depth at most 1, corresponding to the above properties. If no violation is found, we are assured that *IndInv* holds in all possible reachable states. Since our goal is ultimately to prove or disprove *AccountableSafety*, we can additionally prove $IndInv \Rightarrow AccountableSafety$.

The challenge, typically, is that inductive invariants are more difficult to write, compared to state invariants. They are usually composed of several

lemmas, i.e. properties that we are less interested in on their own, but which are crucial in establishing property (2.).

As we explain below, the inductive invariant introduced in $Spec_4$ mainly consists of two sets of lemmas, one for characterizing the chain-fork scenarios, and a second one for characterizing justified checkpoints, shown in Figure 14 and Figure 15 respectively.

Since we represent a fork by means of a sign-change on block numbers, we have to specify that their absolute values are contiguous, that the chains coincide in the absence of a fork, as well as on the pre-fork prefix, and that both chains are monotone w.r.t. block numbers after the fork point. Additionally, we require validity predicates for the vote set and checkpoints, as well as a precise characterization of the set of justified checkpoints. The latter merits further discussion.

Justified checkpoints. To accurately describe the set of all justified checkpoints, we require two constraints:

1. Consistency: Every checkpoint in the set is justified, and
2. Completeness: Every justified checkpoint belongs to the set.

It is worth noting that both of these properties are required for an inductive invariant; if we do not specify consistency, the solver can trivially infer that the set contains all possible checkpoints, and that all checkpoints are finalized, which leads to bogus counterexamples to *AccountableSafety*. On the other hand, if we don't specify completeness, the solver can trivially infer that the set of justified checkpoints is empty (or contains exactly the genesis checkpoint). This leads us to be unable to detect real violations of *AccountableSafety*, since we can never observe conflicting finalized checkpoints, even when the votes cast necessitate their existence.

This is critical, because including both constraints places a heavy burden on the solver. No matter how we define the justification predicate, it will inevitably appear in both positive and negative form, forcing the solver to contend with both quantifier alternations and double universal quantification, both of which are known to be hard. Fundamentally, this demonstrates the intrinsic complexity of the problem itself, regardless of the particular characterization of justified sets in TLA^+ .

$ChainAndForkInv \triangleq$
 $\wedge - MAX_BLOCK_BODY \leq chain2_fork_block_number$
 $\wedge chain2_fork_block_number \leq 0$
 $\wedge all_blocks = chain1 \cup chain2$
 $chain1_tip$ is the maximum block in chain 1
 $\wedge \forall b \in chain1 : b.body \leq chain1_tip.body$
 block numbers on chain 1 simply go from 0 to $chain1_tip.body$
 $\wedge \forall b1, b2 \in chain1 :$
 $\quad \wedge b1.body \geq 0 \wedge b1.body \leq chain1_tip.body$
 $\quad \wedge (b1.body \geq b2.body) \equiv (b1.slot \geq b2.slot)$
 there are no gaps in the block numbers
 $\wedge \forall i \in 0 .. MAX_BLOCK_BODY :$
 $\quad i \leq chain1_tip.body \Rightarrow \exists b \in chain1 : b.body = i$
 $chain2_tip$ is the maximum block in chain 2
 $\wedge \forall b \in chain2 : Abs(b.body) \leq Abs(chain2_tip.body)$
 Positive block numbers on chain 2 go from 0 to $-chain2_fork_block_number - 1$,
 if there was a fork.
 Negative block numbers on chain 2 go from $-chain2_fork_block_number$ to
 $chain2_tip.body$, if there was a fork.
 If there was no fork, all block numbers on chain 2 are non-negative.
 $\wedge \forall b1, b2 \in chain2 :$
 $\quad \wedge (b1.body \geq 0) \Rightarrow (b1.body < -chain2_fork_block_number) \vee \neg IsForked$
 $\quad \wedge (b1.body < 0) \Rightarrow (b1.body \leq chain2_fork_block_number) \wedge IsForked$
 $\quad \wedge (Abs(b1.body) \geq Abs(b2.body)) \equiv (b1.slot \geq b2.slot)$
 there are no gaps in the block numbers (some of them are negative)
 $\wedge \forall i \in 0 .. MAX_BLOCK_BODY :$
 $\quad i \leq Abs(chain2_tip.body) \Rightarrow \exists b \in chain2 : Abs(b.body) = i$
 $chain2_fork_block_number$ has to be in $chain2$
 $\wedge \exists b \in chain2 : b.body = chain2_fork_block_number$
 when there is no fork, the tips coincide
 $\wedge \neg IsForked \Rightarrow chain2_tip = chain1_tip$
 before the fork point, $chain2$ and $chain1$ coincide
 $\wedge \forall b \in chain2 :$
 $\quad b.body \geq 0 \Rightarrow b \in chain1$

Figure 14: Chain and forking lemmas in $IndInv$

$$\begin{aligned}
\text{JustifiedInv} &\triangleq \\
&\wedge \text{GenesisCheckpoint} \in \text{justified_checkpoints} \\
&\wedge \forall c \in \text{justified_checkpoints} : \\
&\quad \text{IsJustified}(c, \text{votes}, \text{justified_checkpoints}) \\
&\wedge \forall c \in (\text{checkpoints} \setminus \text{justified_checkpoints}) : \\
&\quad \neg \text{IsJustified}(c, \text{votes}, \text{justified_checkpoints})
\end{aligned}$$

Figure 15: Justified checkpoint lemmas in *IndInv*

Init	Step	Invariant	Depth	Memory	Time
Init	Next	IndInv	0	0.6 GB	2sec
IndInit	Next	IndInv	1	0.6 GB	2sec
IndInit	Next	AccountableSafety	0	1.5 GB	TO (> 6d)

Table 6: Model checking experiments with $Spec_4$ on the instance MC_ffg_b3_ffg5_v12 (“TO” means timeout)

9.2 Model Checking Experiments

Table 6 summarizes our experiments on checking inductiveness and accountable safety of $Spec_{4b}$. Interestingly, checking inductiveness of **IndInv** takes seconds. However, checking **AccountableSafety** against the inductive invariant times out.

10 $Spec_{4b}$: Decomposition & Abstractions

Disappointed with the results in Section 9, we decided to push abstractions even further. These abstractions helped us to verify accountable safety for the configuration in Figure 11a. Unfortunately, they do not scale to larger configurations. In any case, we find these abstractions quite important for further research on model checking of algorithms similar to 3SF.

10.1 Constraints over Set Cardinalities

$Spec_3$ contains several comparisons over set cardinalities. For example:

$$3 * \text{Cardinality}(\text{validatorsWhoCastJustifyingVote}) \geq 2 \cdot N \quad (1)$$

In the general case, the symbolic model checker has to encode constraints for the cardinality computation in Equation (1). If a set S contains up to n elements, Apalache produces $O(n^2)$ constraints for $Cardinality(S)$.

To partially remediate the above issue in $Spec_4$, we introduce a constant T for the upper bound on the number of faulty process, and further refine Equation (1) to:

$$Cardinality(validatorsWhoCastJustifyingVote) \geq 2 \cdot T + 1 \quad (2)$$

Apalache applies an optimized translation rule for Equation (2). Essentially, the solver has to find $2 \cdot T + 1$ set elements to show that Equation (2) holds true. This gives us a linear number of constraints, instead of a quadratic one. For example, when $T = 1$ and the set may contain up to n elements, the model checker produces $O(n)$ constraints to check Equation (2). A similar optimization is used in the specification of Tendermint [15].

10.2 Quorum Sets

To further optimize the constraints over set cardinalities, we have applied the well-known pattern of replacing cardinality tests with quorum sets. For example, this approach is used in the specification of Paxos [17]. To this end, we introduce quorum sets such as in Figure 16.

$$\begin{aligned} SmallQuorums &\triangleq \{ \\ &\quad \{“V1”, “V2”\}, \{“V1”, “V3”\}, \{“V1”, “V4”\}, \\ &\quad \{“V2”, “V3”\}, \{“V2”, “V4”\}, \{“V3”, “V4”\} \\ &\} \\ LargeQuorums &\triangleq \{ \\ &\quad \{“V1”, “V2”, “V3”\}, \{“V1”, “V2”, “V4”\}, \\ &\quad \{“V1”, “V3”, “V4”\}, \{“V2”, “V3”, “V4”\}, \{“V1”, “V2”, “V3”, “V4”\} \\ &\} \end{aligned}$$

Figure 16: Quorum sets

By using quorum sets, we further replace cardinality comparisons like in Equation (2) with membership tests like in Equation (3):

$$validatorsWhoCastJustifyingVote \in LargeQuorums \quad (3)$$

$$\begin{aligned}
& \text{IndInit_C3} \triangleq \\
& \exists i1, i1_2, i2_2 \in 0 \dots \text{MAX_BLOCK_SLOT} : \\
& \text{LET } b1 \triangleq [\text{body} \mapsto 1, \text{slot} \mapsto i1] \\
& \quad b1_2 \triangleq [\text{body} \mapsto 2, \text{slot} \mapsto i1_2] \\
& \quad b2_2 \triangleq [\text{body} \mapsto -2, \text{slot} \mapsto i2_2] \\
& \text{IN} \\
& \wedge 0 < i1 \wedge i1 < i1_2 \wedge i1 < i2_2 \\
& \wedge \text{all_blocks} = \{\text{GenesisBlock}, b1, b1, b1_2, b2_2\} \\
& \wedge \text{chain1} = \{\text{GenesisBlock}, b1, b1_2\} \\
& \wedge \text{chain1_tip} = b1_2 \\
& \wedge \text{chain2} = \{\text{GenesisBlock}, b1, b2_2\} \\
& \wedge \text{chain2_tip} = b2_2 \\
& \wedge \text{chain2_fork_block_number} = -2 \\
& \text{the rest has to be generated} \\
& \wedge \text{ffg_votes} = \text{Gen}(5) \text{ must be } \geq 4 \text{ to observe disagreement} \\
& \wedge \text{votes} = \text{Gen}(12) \text{ must be } \geq 12 \text{ to observe disagreement} \\
& \wedge \text{justified_checkpoints} = \text{Gen}(5) \\
& \wedge \text{InitAccountableSafety} \\
& \wedge \text{VotesInv} \\
& \wedge \text{CheckpointsInv}
\end{aligned}$$

Figure 17: Initialization predicate for the configuration M5b

10.3 Decomposition of Chain Configurations

Recall Figure 14 from Section 9.1, which poses constraints on the chains and the fork points. While these constraints should be easier for an SMT solver than general reachability properties, they still produce a number of arithmetic constraints. On the other hand, when we do model checking for small parameters, there is a relatively small set of possible chain configurations. Figure 11 shows some of these configurations for the graphs of 3 to 7 blocks.

This observation led us to the following idea. Instead of using the constraints over blocks such as in Figure 14, we introduce one instance per chain configuration. It is thus sufficient to verify accountable safety for all of these instances and aggregate the model checking results.

Figure 17 shows an initialization predicate for the configuration shown in Figure 11e. This predicate replaces the general initialization predicate that we discussed in Section 9.1.

Configuration	Instance	Init	Memory	Time
M3: Fig. 11a	MC_ffg_b1_ffg5_v12	Init_C1	1.2 GB	11h 31min
M4a: Fig. 11b	MC_ffg_b3_ffg5_v12	Init_C4	1.4 GB	6d 15h
M4b: Fig. 11c	MC_ffg_b3_ffg5_v12	Init_C2	1.3 GB	1d 6h
M5a: Fig. 11d	MC_ffg_b3_ffg5_v12	Init_C3	1.2 GB	1h 53min
M5b: Fig. 11e	MC_ffg_b3_ffg5_v12	Init_C1	1.5 GB	22d

Table 7: Checking accountable safety against $Spec_{4b}$

Instance	Init	Invariant	Memory	Time
MC_ffg_b1_ffg5_v12	Init	IndInv	580 MB	7s
MC_ffg_b3_ffg5_v12	Init	IndInv	700 MB	7s
MC_ffg_b1_ffg5_v12	Init_C1	IndInv	1.4 GB	2min 8s
MC_ffg_b3_ffg5_v12	Init_C1	IndInv	1.8 GB	19min 10s
MC_ffg_b3_ffg5_v12	Init_C2	IndInv	1.6 GB	13min 16s
MC_ffg_b3_ffg5_v12	Init_C3	IndInv	1.6 GB	17min 39s
MC_ffg_b3_ffg5_v12	Init_C4	IndInv	1.6 GB	16min 23s

Table 8: Checking inductiveness for $Spec_{4b}$

10.4 Model Checking Experiments

Tables 7 and 8 summarize our experiments with Apalache for various configurations. One interesting effect of the optimizations, especially of the ones presented in Section 10.3, is a significant drop in the memory consumption of the SMT solver. In our experiments, Z3 required from 700 MB to 1.5 GB. While this is still a factor of 20 in comparison to the Alloy experiments in Section 8, this is significantly better than our initial experiments with $Spec_2$ and $Spec_3$, which required up to 20 GB of RAM. Interestingly, inductiveness checks in Table 8 take significantly longer than in the case of $Spec_4$. We conjecture that this is caused by the need to check more specialized graphs in conjunction with steps.

We observe that the run-times depend on the different configurations used. This is probably due to the effect of built-in variance of runs of the Z3 SMT solver, which is well-known in the community of computer-aided verification. To further confirm these variations, we could run multiple experiments with `hyperfine`.

11 Summary & Future Work

We have presented a series of specifications modeling the 3SF protocol from various perspectives. Initially, we developed a direct translation of the protocol’s Python specification into TLA⁺, but this approach proved unsatisfactory due to the reliance on recursion. To address this, we modified the specification to use folds in place of recursion, theoretically enabling model-checking with Apalache. However, this approach also proved impractical due to the high computational complexity involved. Subsequently, we applied a series of abstractions to improve the model-checking efficiency.

In addition to the TLA⁺ specifications, we also introduced an SMT encoding and an Alloy specification. The SMT encoding proved to be fairly performant, while the Alloy specification demonstrated exceptional performance in combination with the Kissat SAT solver.

11.1 Key Outcomes of the Project

To revisit the key outcomes of the project, see Section 1.

11.2 Potential Extensions of this Project

1. *Prove some of the other properties guaranteed by 3SF.* This project focused on verifying `AccountableSafety`, arguably the most critical property that the 3SF protocol must satisfy. However, it is also arguably the most challenging to verify through model checking, as it is the only property involving all honest participants that must hold true under fully asynchronous network conditions. In contrast, proving that honest nodes never commit slashable offenses (a non-distributed system property dependent only on the behavior of a single node) or properties reliant on network synchrony, such as reorg-resilience and dynamic-availability, is expected to be simpler, albeit this would require extending the TLA⁺ encoding to include the behavior of honest nodes, which was unnecessary for verifying `AccountableSafety`.
2. *Generating inputs to the Python specification.* As we have noted, the power of our TLA⁺ specifications is the ability to generate examples with Apalache. This would help the authors of the Python specification to produce tests for their specifications.

3. *Specifications of a refined protocol.* The current version of the Python specification is very abstract. On one hand, it is usually beneficial to specify a high-level abstraction. On the other hand, as we found, the current level of abstraction is quite close to the general inductive definitions of justified and finalized checkpoints. We expect a refined protocol specification to be more amenable to model checking.
4. *Transferring the Alloy encoding to Apalache.* As we have found in this project, Alloy offers richer options for fine tuning in terms of the search scope. In combination with steady advances in SAT solving, adapting the Alloy encoding to Apalache would improve model checking performance, ultimately leading to a faster feedback loop and faster specification development.

Acknowledgements

We are grateful to Luca Zanolini and Francesco D'Amato for reviewing the earlier versions of our report and discussing the 3SF Protocol with us.

References

- [1] The Apache model checker. <https://apache-mc.org>, 2024. Accessed: 2024-10-25.
- [2] A collection of TLA⁺ specifications of varying complexities. <https://github.com/tlaplus/Examples>, 2024. Accessed: 2024-10-25.
- [3] Kshitij Bansal, Clark W. Barrett, Andrew Reynolds, and Cesare Tinelli. Reasoning with finite sets and cardinality constraints in SMT. *Log. Methods Comput. Sci.*, 14(4), 2018.
- [4] Haniel Barbosa, Clark W. Barrett, Martin Brain, Gereon Kremer, Hanna Lachnitt, Makai Mann, Abdalrhman Mohamed, Mudathir Mohamed, Aina Niemetz, Andres Nötzli, Alex Ozdemir, Mathias Preiner, Andrew Reynolds, Ying Sheng, Cesare Tinelli, and Yoni Zohar. CVC5: A versatile and industrial-strength SMT solver. In Dana Fisman and Grigore Rosu, editors, *TACAS, Part I*, volume 13243 of *LNCS*, pages 415–442. Springer, 2022.
- [5] Armin Biere, Tobias Faller, Katalin Fazekas, Mathias Fleury, Nils Froyleys, and Florian Pollitt. CaDiCaL, Gimsatul, IsaSAT and Kissat entering the SAT Competition 2024. In Marijn Heule, Markus Iser, Matti Järvisalo, and Martin Suda, editors, *SAT Competition*, volume B-2024-1, pages 8–10, 2024.
- [6] Ethan Buchman, Jae Kwon, and Zarko Milosevic. The latest gossip on BFT consensus. *CoRR*, abs/1807.04938, 2018.
- [7] Vitalik Buterin, Diego Hernandez, Thor Kamphefner, Khiem Pham, Zhi Qiao, Danny Ryan, Juhyeok Sin, Ying Wang, and Yan X Zhang. Combining ghost and casper. *arXiv preprint arXiv:2003.03052*, 2020.
- [8] Arthur Cayley. A theorem on trees. *Quart. J. Math.*, 23:376–378, 1878.
- [9] Francesco D’Amato, Roberto Saltini, Thanh-Hai Tran, and Luca Zanolini. 3-slot-finality protocol for ethereum. *arXiv preprint arXiv:2411.00558*, 2024.
- [10] Leonardo Mendonça de Moura and Nikolaj S. Bjørner. Z3: an efficient SMT solver. In C. R. Ramakrishnan and Jakob Rehof, editors, *TACAS*, volume 4963 of *LNCS*, pages 337–340. Springer, 2008.

- [11] Daniel Jackson. *Software Abstractions: logic, language, and analysis*. MIT press, 2012.
- [12] Daniel Jackson. alloytools.org. [https://https://alloytools.org/](https://alloytools.org/), 2024. Accessed: 2024-10-11.
- [13] Igor Konnov, Jure Kukovec, and Thanh-Hai Tran. TLA+ model checking made symbolic. *Proc. ACM Program. Lang.*, 3(OOPSLA):123:1–123:30, 2019.
- [14] Igor Konnov, Markus Kuppe, and Stephan Merz. Specification and verification with the TLA⁺ trifecta: Tlc, apalache, and TLAPS. In Tiziana Margaria and Bernhard Steffen, editors, *ISoLA*, volume 13701 of *LNCS*, pages 88–105. Springer, 2022.
- [15] Igor Konnov and Zarko Milosevic. TLA⁺ specification of Tendermint consensus and its accountability. https://github.com/cometbft/cometbft/blob/main/spec/light-client/accountability/TendermintAcc_004_draft.tla, 2024. Accessed: 2024-10-23.
- [16] Leslie Lamport. Paxos made simple. *ACM SIGACT News (Distributed Computing Column)* 32, 4 (Whole Number 121, December 2001), pages 51–58, 2001.
- [17] Leslie Lamport. TLA⁺ specification of Paxos. <https://github.com/tlaplus/Examples/blob/master/specifications/Paxos/Paxos.tla>, 2024. Accessed: 2024-12-17.
- [18] Joachim Neu, Ertem Nusret Tas, and David Tse. Ebb-and-flow protocols: A resolution of the availability-finality dilemma. In *2021 IEEE Symposium on Security and Privacy (SP)*, pages 446–465. IEEE, 2021.
- [19] Diego Ongaro. *Consensus: bridging theory and practice*. PhD thesis, Stanford University, USA, 2014.
- [20] Rafael Pass and Elaine Shi. The sleepy model of consensus. In *Advances in Cryptology—ASIACRYPT 2017: 23rd International Conference on the Theory and Applications of Cryptology and Information Security, Hong Kong, China, December 3-7, 2017, Proceedings, Part II 23*, pages 380–409. Springer, 2017.

The work done in this section is the main contribution of Milestone 3. Since this section is quite long and technical, we have decided to add it in the appendix.

A Translating Python Specifications to TLA⁺

In this section, we present our results on translating a subset of Python that is used to write executable specifications in the projects such as `ssf-mc`⁶. Since we have done the translation by hand, our rules are currently formalized on paper. Additionally, in case of non-trivial rules, we give correctness proofs.

Since the Python subset uses the package `pyrsistent`, we assume that the expressions are typed according to the package types, which can be found in the `typing` module. In the following, given a Pyrsistent type τ , we will denote its corresponding type in the Apache type system 1.2⁷ with $\hat{\tau}$. Table 9 shows the types mapping.

Pyrsistent type	Apache type
bool	Bool
int	Int
str	Str
PSet[τ]	Set($\hat{\tau}$)
PVec[τ]	List($\hat{\tau}$) \triangleq { <i>es</i> : Seq($\hat{\tau}$)}
PMap[τ_1, τ_2]	$\hat{\tau}_1 \rightarrow \hat{\tau}_2$
Callable[[τ_1], τ_2]	$\tau_1 \Rightarrow \tau_2$

Table 9: Mapping the Pyrsistent types to Apache types

Note that instead of using the standard type Seq($\hat{\tau}$) of TLA⁺, which represents 1-indexed sequences, we use an alternative module `Lists`⁸, which represents 0-indexed sequences. To that end, we introduce the type notation:

$$\text{List}(\hat{\tau}) := \{es: \text{Seq}(\hat{\tau})\}$$

⁶<https://github.com/saltiniroberto/ssf>

⁷<https://apache-mc.org/docs/adr/002adr-types.html>

⁸<https://github.com/konnov/tlaki/blob/main/src/Lists.tla>

The translation rules can be easily adapted to $\text{Seq}(\hat{\tau})$ instead of $\text{List}(\hat{\tau})$.

A.1 Translation Rules

We give one translation rule per expression.

A.1.1 Singleton vector

$$\frac{\frac{a: \tau}{e: \hat{\tau}} \quad \text{pvector_of_one_element}(a)}{\text{List}(\langle\langle e \rangle\rangle): \text{List}(\hat{\tau})} \quad (\text{VEC})$$

A singleton Python vector is translated to a single-element list, and annotated as such. See Source.

A.1.2 Vector concatenation

$$\frac{\frac{a: \text{PVec}[\tau]}{e: \text{List}(\hat{\tau})} \quad \frac{b: \text{PVec}[\tau]}{f: \text{List}(\hat{\tau})} \quad \text{pvector_concat}(a, b)}{\text{Concat}(e, f): \text{List}(\hat{\tau})} \quad (\text{CONCAT})$$

Vector concatenation is translated to the list concatenation. See Source.

A.1.3 Set sequentialization

$$\frac{\frac{a: \text{PSet}[\tau]}{e: \text{Set}(\hat{\tau})} \quad s := \langle\langle \rangle\rangle : \text{Seq}(\hat{\tau}) \quad \text{from_set_to_pvector}(a)}{\text{ApaFoldSet}(\text{Push}, \text{List}(s), e): \text{List}(\hat{\tau})} \quad (\text{SETTOVEC})$$

We use fold, to create a sequence (in some order) from the set. See Source.

A.1.4 Empty set

$$\frac{\text{pset_get_empty}(): \text{PSet}[t]}{\{\}: \text{Set}(\hat{\tau})} \quad (\text{EMPTYSET})$$

The only relevant part here is that we need a type annotation on the Python side to correctly annotate the empty set in TLA^+ . See Source.

A.1.5 Set union

$$\frac{\frac{a: \text{PSet}[\tau]}{e: \text{Set}(\hat{\tau})} \quad \frac{b: \text{PSet}[\tau]}{f: \text{Set}(\hat{\tau})} \quad \text{pset_merge}(a, b)}{e \cup f: \text{Set}(\hat{\tau})} \quad (\text{UNION})$$

Set union is translated to the TLA⁺ native set union. See Source.

A.1.6 Set flattening

$$\frac{\frac{a: \text{PSet}[\text{PSet}[\tau]]}{e: \text{Set}(\text{Set}(\hat{\tau}))} \quad \text{pset_merge_flatten}(a)}{\text{UNION } e: \text{Set}(\hat{\tau})} \quad (\text{BIGUNION})$$

Set flattening is translated to the TLA⁺ native big UNION . See Source.

A.1.7 Set intersection

$$\frac{\frac{a: \text{PSet}[\tau]}{e: \text{Set}(\hat{\tau})} \quad \frac{b: \text{PSet}[\tau]}{f: \text{Set}(\hat{\tau})} \quad \text{pset_intersection}(a, b)}{e \cap f: \text{Set}(\hat{\tau})} \quad (\text{INTERSECTION})$$

Set intersection is translated to the TLA⁺ native set intersection. See Source.

A.1.8 Set difference

$$\frac{\frac{a: \text{PSet}[\tau]}{e: \text{Set}(\hat{\tau})} \quad \frac{b: \text{PSet}[\tau]}{f: \text{Set}(\hat{\tau})} \quad \text{pset_difference}(a, b)}{e \setminus f: \text{Set}(\hat{\tau})} \quad (\text{SETDIFF})$$

Set difference is translated to the TLA⁺ native set difference. Source.

A.1.9 Singleton set

$$\frac{\frac{a: \tau}{e: \hat{\tau}} \quad \text{pset_get_singleton}(a)}{\{e\}: \text{Set}(\hat{\tau})} \quad (\text{SINGLETON})$$

A singleton Python set is translated to a TLA⁺ native single-element set. See Source.

A.1.10 Set extension

$$\frac{\frac{a: \text{PSet}[\tau]}{e: \text{Set}(\hat{\tau})} \quad \frac{b: \tau}{f: \hat{\tau}} \quad \text{pset_add}(a, b)}{e \cup \{f\}: \text{Set}(\hat{\tau})} \quad (\text{SETEXT})$$

A set extension is translated to a combination of union and singleton-set construction. Semantically, this is the equivalence:

$$\text{pset_add}(a, b) = \text{pset_merge}(a, \text{pset_get_singleton}(b))$$

See Source.

A.1.11 Element choice

$$\frac{\frac{a: \text{PSet}[\tau]}{e: \text{Set}(\hat{\tau})} \quad \text{pset_pick_element}(a)}{(\text{CHOOSE } x \in e: \text{TRUE}): \hat{\tau}} \quad (\text{CHOICE})$$

We translate this to the built in deterministic choice in TLA^+ . We cannot account for the dynamic non-emptiness requirement. Instead, in that scenario, the value of this expression is some unspecified element of the correct type. See Source.

A.1.12 Set filter

$$\frac{\frac{a: \text{Callable}[[\tau], \text{bool}]}{e: \hat{\tau} \rightarrow \text{Bool}} \quad \frac{b: \text{PSet}[\tau]}{f: \text{Set}(\hat{\tau})} \quad \text{pset_filter}(a, b)}{\{x \in f: e[x]\}: \text{Set}(\hat{\tau})} \quad (\text{FILTER})$$

Set filtering is translated to the TLA^+ native filter operation. See Source.

A.1.13 Set maximum

$$\frac{\frac{a: \text{PSet}[\tau]}{e: \text{Set}(\hat{\tau})} \quad \frac{b: \text{Callable}[[\tau], T]}{f: \hat{\tau} \rightarrow \hat{T}} \quad \text{pset_max}(a, b)}{(\text{CHOOSE } m \in e: \forall x \in e: \text{Le}(f[x], f[m])): \hat{\tau}} \quad (\text{MAX})$$

See Source.

Here, the translation depends on the type T (resp. type \hat{T}), since there is no built-in notion of ordering in TLA^+ .

Instance 1: If \hat{T} is an integer type, then

$$\text{Le}(x,y) \triangleq x \leq y$$

Instance 2: If \hat{T} is a tuple type $\langle\langle\text{Int}, \text{Int}\rangle\rangle$, it is instead

$$\text{Le}(x,y) \triangleq \begin{array}{l} \text{IF } x[1] > y[1] \\ \text{THEN FALSE} \\ \text{ELSE IF } x[1] < y[1] \\ \text{THEN TRUE} \\ \text{ELSE } x[2] \leq y[2] \end{array}$$

A.1.14 Set sum

$$\frac{\frac{a: \text{PSet}[\text{int}]}{e: \text{Set}(\text{Int})} \quad \text{pset_sum}(a)}{\text{ApaFoldSet}(+, 0, e): \text{Int}} \quad (\text{SUM})$$

We translate a set sum as a fold of the $+$ operator over the set. See Source.

A.1.15 Set emptiness check

$$\frac{\frac{a: \text{PSet}[\tau]}{e: \text{Set}(\hat{\tau})} \quad \text{pset_is_empty}(a)}{e = \{\}: \text{Bool}} \quad (\text{ISEMPTY})$$

The emptiness check is translated to a comparison with the explicitly constructed empty set. See Source.

A.1.16 Vector-to-Set conversion

$$\frac{\frac{a: \text{PVec}[\tau]}{e: \text{List}(\hat{\tau})} \quad \text{from_pvector_to_pset}(a)}{\{\text{At}(e, i): i \in \text{Indices}(e)\}: \text{Set}(\hat{\tau})} \quad (\text{VECTOSET})$$

We translate the set-conversion, by mapping the accessor method over Indices. See Source.

A.1.17 Set mapping

$$\frac{\frac{a: \text{Callable}[[\tau_1], \tau_2]}{e: \hat{\tau}_1 \rightarrow \hat{\tau}_2} \quad \frac{b: \text{PSet}[\tau_1]}{f: \text{Set}(\hat{\tau}_1)} \quad \text{pset_map}(a, b)}{\{e[x]: x \in f\}: \text{Set}(\hat{\tau}_2)} \quad (\text{MAP})$$

Set mapping is translated to the TLA⁺ native map operation. See Source.

A.1.18 Function domain inclusion check

$$\frac{\frac{a: \text{PMap}[\tau_1, \tau_2]}{f: \hat{\tau}_1 \rightarrow \hat{\tau}_2} \quad \frac{b: \tau_1}{e: \hat{\tau}_1} \quad \text{pmap_has}(a, b)}{e \in \text{DOMAIN } f: \text{Bool}} \quad (\text{INDOM})$$

Function domain inclusion checking is translated to the TLA⁺ native set-inclusion operation for DOMAIN . See Source.

A.1.19 Function application

$$\frac{\frac{a: \text{PMap}[\tau_1, \tau_2]}{f: \hat{\tau}_1 \rightarrow \hat{\tau}_2} \quad \frac{b: \tau_1}{e: \hat{\tau}_1} \quad \text{pmap_get}(a, b)}{f[e]: \hat{\tau}_2} \quad (\text{APP})$$

Function application is translated to the TLA⁺ native function application. We cannot account for the dynamic domain-membership requirement. Instead, in that scenario, the value of this expression is some unspecified element of the correct type. See Source.

A.1.20 Empty function

$$\frac{\text{pmap_get_empty}(): \text{PMap}[\tau_1, \tau_2] \quad s := \{\}: \text{Set}(\langle\langle \hat{\tau}_1, \hat{\tau}_2 \rangle\rangle)}{\text{SetAsFun}(s): \hat{\tau}_1 \rightarrow \hat{\tau}_2} \quad (\text{EMPTYFUN})$$

See Source.

We use Apache's SetAsFun, since we only need to annotate the empty set with the correct tuple type. The native construction via $[- \mapsto -]$ would require us to invent a codomain value, which we might not have access to if $\tau_1 \neq \tau_2$.

A.1.21 Function update

$$\frac{\frac{a: \text{PMap}[\tau_1, \tau_2]}{f: \hat{\tau}_1 \rightarrow \hat{\tau}_2} \quad \frac{b: \tau_1}{x: \hat{\tau}_1} \quad \frac{c: \tau_2}{y: \hat{\tau}_2} \quad \text{pmap_set}(a, b, c)}{[v \in (\text{DOMAIN } f \cup \{x\}) \mapsto \text{IF } v = x \text{ THEN } y \text{ ELSE } f[x]]: \hat{\tau}_1 \rightarrow \hat{\tau}_2} \text{ (UPDATE)}$$

See Source.

While one might intuitively want to translate map updates using the TLA⁺ native `EXCEPT`, we cannot, since `EXCEPT` does not allow for domain extensions, whereas `pmap_set` does. By definition:

$$[f \text{ EXCEPT } ![x] = y] \triangleq [v \in \text{DOMAIN } f \mapsto \text{IF } v = x \text{ THEN } y \text{ ELSE } f[x]]$$

where, most notably, the domain of $[f \text{ EXCEPT } ![x] = y]$ is exactly the domain of f . We adapt the above definition to (possibly) extend the domain.

A.1.22 Function combination

$$\frac{\frac{a: \text{PMap}[\tau_1, \tau_2]}{f: \hat{\tau}_1 \rightarrow \hat{\tau}_2} \quad \frac{b: \text{PMap}[\tau_1, \tau_2]}{g: \hat{\tau}_1 \rightarrow \hat{\tau}_2} \quad \text{pmap_merge}(a, b)}{[x \in (\text{DOMAIN } f \cup \text{DOMAIN } g) \mapsto \text{IF } x \in \text{DOMAIN } g \text{ THEN } g[x] \text{ ELSE } f[x]]: \hat{\tau}_1 \rightarrow \hat{\tau}_2} \text{ (FNMERGE)}$$

See Source. Function combination is translated to a new function, defined over the union of both domains. Note that the second map/function dominates in the case of key/domain collisions.

A.1.23 Function domain

$$\frac{\frac{a: \text{PMap}[\tau_1, \tau_2]}{e: \hat{\tau}_1 \rightarrow \hat{\tau}_2} \quad \text{pmap_keys}(a)}{\text{DOMAIN } e: \text{Set}(\hat{\tau}_1)} \text{ (FNDOMAIN)}$$

See Source. We translate this to the TLA⁺ native `DOMAIN`.

A.1.24 Function codomain

$$\frac{\frac{a: \text{PMap}[\tau_1, \tau_2]}{e: \hat{\tau}_1 \rightarrow \hat{\tau}_2} \quad \text{pmap_values}(a)}{\{e[x]: x \in \text{DOMAIN } e\}: \text{Set}(\hat{\tau}_2)} \text{ (FNCODOMAIN)}$$

See Source. We translate this by mapping the function over its `DOMAIN`.

A.2 Meta-Rules for Translating Recursive Definitions

So far, we have been dealing with the primitive building blocks. In order to facilitate translation of recursive Python code to the TLA⁺ fragment supported by Apalache, we introduce a set of TLA⁺-to-TLA⁺ rules, which allow us to:

1. Formulate translations from Python to TLA⁺ in the intuitive way, potentially introducing constructs like recursion, and then
2. Pair them with a TLA⁺-to-TLA⁺ rule, ending in a supported fragment.

We have to do that, as the `ssf` code extensively uses recursive definitions.

A.2.1 Bounded recursion rule

Assume we are given a `RECURSIVE` operator `R`. Without loss of generality, we can take the arity to be 1, since any operator of higher arity can be expressed as an arity 1 operator over tuples or records.

Further, we assume that the operator `R` has the following shape:

```
RECURSIVE R(.)
\* @type (a) => b;
R(x) ==
IF P(x)
THEN e
ELSE G(x, R(next(x)))
```

In other words, we have:

- A termination condition P
- A "default" value e , returned if the argument satisfies the termination condition
- A general case operator G , which invokes a recursive computation of R over a modified parameter given by the operator `next`.

The following needs to hold true, to ensure recursion termination: For every $x: a$, there exists a finite sequence $x = v_1, \dots, v_n$ that satisfies the following conditions:

- $P(v_n)$ holds

- $v_{i+1} = \text{next}(v_i)$ for all $1 \leq i < n$
- $P(v_i)$ does not hold for any $1 \leq i < n$ (i.o.w., this is the shortest sequence with the above two properties)

We will attempt to express the recursive operator R with a non-recursive “iterative” operator I of arity 2, which takes an additional parameter: a constant N . The non-recursive operator will have the property that, for any particular choice of x , $I(x, N)$ will evaluate to $R(x)$ if $n < N$ (i.e., if the recursion stack of R has height of at most N).

To that end, we first define:

```

\* @type (a, Int) => Seq(a);
Stack(x, N) ==
LET
  \* @type: (Seq(a), Int) => Seq(a);
  step(seq, i) ==
    IF i > Len(seq) \ / P(seq[1])
    THEN seq
    ELSE
      \* Alternatively, we can append here and reverse the list at the end
      <<next(seq[1])>> \o seq
IN ApaFoldSeqLeft( step, <<x>>, MkSeq(N, LAMBDA i: i) )

```

Here, `ApaFoldSeqLeft` is the left-fold over sequences, that is, an operator for which:

$$\begin{aligned} \text{ApaFoldSeqLeft}(O, v, \langle \rangle) &= v \\ \text{ApaFoldSeqLeft}(O, v, \langle x_1, \dots, x_n \rangle) &= O(O(O(v, x_1), x_2), \dots, x_n) \end{aligned}$$

and `MkSeq` is the sequence constructor, for which

$$\text{MkSeq}(N, O) = \langle \langle O(1), \dots, O(N) \rangle \rangle$$

We can see that $\text{Stack}(x, N)$ returns the sequence $\langle \langle v_n, \dots, x \rangle \rangle$ if N is sufficiently large. We can verify whether or not that is the case, by evaluating $P(\text{Stack}(x, N)[1])$. If it does not hold, the N chosen is not large enough, and needs to be increased. Using `Stack` we can define a fold-based non-recursive operator R^* , such that $R^*(x) = R(x)$ under the above assumptions:

```

\* @type (a, Int) => b;
I(x, N) ==
LET stack == Stack(x, N) IN
LET step(cumul, v) == G(v, cumul) IN
  ApaFoldSeqLeft( step, e, Tail(stack) )

```

Then, $R^*(x) = I(x, N_0)$ for some sufficiently large specification-level constant N_0 . Alternatively,

```

\* @type (a, Int) => b;
I(x, N) ==
  LET stack == Stack(x, N) IN
  LET step(cumul, v) == G(v, cumul) IN
  IF P(stack[1])
  THEN ApaFoldSeqLeft(step, e, Tail(stack))
  ELSE CHOOSE x \in {}: TRUE

```

In this form, we return `CHOOSE x ∈ : TRUE`, which is an idiom meaning "any value" (of the correct type), in the case where the N chosen was not large enough. Tools can use this idiom to detect that $I(x, N)$ did not evaluate to the expected value of $R(x)$.

Example. Consider the following operator:

```

RECURSIVE R(-)
\* @type (Int) => Int;
R(x) ==
  IF x <= 0
  THEN 0
  ELSE x + R(x-1)

```

where $P(x) = x \leq 0$, $G(a, b) = a + b$, and $\text{next}(x) = x - 1$. For this operator, we know that $R(4) = 10$. By the above definitions:

```

\* @type (Int, Int) => Seq(Int);
Stack(x, N) ==
  LET
    \* @type: (Seq(Int), Int) => Seq(Int);
    step(seq, i) ==
      IF i > Len(seq) \ / seq[1] <= 0
      THEN seq
      ELSE <<seq[1] - 1>> \o seq
  IN ApaFoldSeqLeft( step, <<x>>, MkSeq(N, LAMBDA i: i) )

```

We can compute the above `Stack` with two different constants N , 2 and 100, and observe that $\text{Stack}(4, 2) = \langle\langle 2, 3, 4 \rangle\rangle$ and $\text{Stack}(4, 100) = \langle\langle 0, 1, 2, 3, 4 \rangle\rangle$. We are able to tell whether we have chosen sufficiently large values for N after the fact, by evaluating $P(\text{Stack}(x, N)[1])$. For our $P(x) = x \leq 0$, we see $\neg P(\text{Stack}(4, 2)[1])$, and $P(\text{Stack}(4, 100)[1])$, so we can conclude that we should not pick $N = 2$, but $N = 100$ suffices. Of course it is relatively easy to see, in this toy example, that the recursion depth is exactly 4, but we could use this post-evaluation in cases where the recursion depth is harder to evaluate from the specification, to determine whether we need to increase the value of N . ◁

Continuing with the next operator:

```

\* @type (Int, Int) => Int;
I(x, N) ==
  LET stack == Stack(x, N)
  IN ApaFoldSeqLeft( +, 0, Tail(stack) )

```

we see that $I(4, 2) = 7 \neq 10 = R(4)$, but $I(4, 100) = 10 = R(4)$. As expected, choosing an insufficiently large value of N will give us an incorrect result, but we know how to detect whether we have chosen an appropriate N .

Optimization for associative G . In the special case where G is associative, that is, $G(a, G(b, c)) = G(G(a, b), c)$ for all a, b, c , we can make the entire translation more optimized, and single-pass. Since $I(x, N)$, for sufficiently large N , computes

$$G(v_1, G(v_2, \dots (G(v_{n-2}, G(v_{n-1}, e))))))$$

and G is associative by assumption, then computing

$$G(G(G(G(v_1, v_2), \dots), v_{n-1}), e)$$

gives us the same value. This computation can be done in a single pass:

```

IForAssociative(x, N) ==
  IF P(x)
  THEN e
  ELSE
  LET
    \* @type: (<<a, a>>, Int) => <<a, a>>;
    step(pair, i) == \* we don't use the index 'i'
    LET partial == pair[1]
        currentElem == pair[2]
  IN
    IF P(currentElem)
    THEN pair
    ELSE
    LET nextElem == next(currentElem)
    IN << G(partial, IF P(nextElem) e ELSE nextElem), nextElem >>
  IN ApaFoldSeqLeft( step, <<x, x>>, MkSeq(N, LAMBDA i: i) )[1]

```

A.2.2 Mutual recursion cycles

Assume we are given a collection of n operators R_1, \dots, R_n (using the convention $R_{n+1} = R_1$), with types $R_i: (a_i) \Rightarrow a_{i+1}$ s.t. $a_{n+1} = a_1$, in the following pattern:

```

RECURSIVE Ri( $\cdot$ )
\* @type (a $\cdot$ ) => a{ $\cdot$ +1};
R $\cdot$ ( $x$ ) == G $\cdot$ ( $x$ , R{ $\cdot$ +1}(next $\cdot$ ( $x$ )))

```

Then, we can inline any one of these operators, w.l.o.g. R_1 , s.t. we obtain a primitive-recursive operator:

```

RECURSIVE R( $\cdot$ )
\* @type: (a $\cdot$ ) => a $\cdot$ ;
R( $x$ ) ==
  G $\cdot$ (  $x$ ,
    G $\cdot$ ( next $\cdot$ 1( $x$ ),
      G $\cdot$ ( next $\cdot$ 2(next $\cdot$ 1( $x$ )),
        G $\cdot$ ( ...
          G $\cdot$ ( next $\cdot$ { $n-1$ } (next $\cdot$ { $n-2$ } (... (next $\cdot$ 1( $x$ )))),
            R(next $\cdot$  $\cdot$ (next $\cdot$ { $n-1$ } (... (next $\cdot$ 1( $x$ ))))))
          )
        )
      )
    )
  )

```

for which $R(x) = R_1(x)$ for all x , and R terminates iff R_1 terminates.

A.2.3 One-to-many recursion

Suppose we are given, for each value $x : a$, a finite set $V(x) : \text{Set}(a)$ s.t. $V(x)$ is exactly the set of values v , for which we are required to recursively compute $R(v)$, in order to compute $R(x)$. Further, assume that there exists a potential function γ from a to nonnegative integers, with the property that, for any x of type a the following holds:

$$\forall y \in V(x) : \gamma(y) < \gamma(x)$$

If one cannot think of a more intuitive candidate for γ , one may always take $\gamma(t)$ to be the recursion stack-depth required to compute $R(t)$ (assuming termination). It is easy to see that such a definition satisfies the above condition.

Example. In the 3SF example, for each checkpoint x , the set $V(x)$ would be the set of all source-checkpoints belonging to FFG votes, which could be used to justify x (and those checkpoints need to be recursively justified, forming a chain all the way back to genesis). Additionally, γ would assign each checkpoint x the value $x.\text{slot}$. \triangleleft

Let R have the following shape:

```

RECURSIVE R(-)
\* @type (a) => b;
R(x) ==
  IF P(x)
  THEN e
  ELSE G(x, F(V(x), Op))

```

where $F(S, T(-)) := \{s \in S : T(s)\}$ or $F(S, T(-)) := \{T(s) : s \in S\}$ (i.e. a map or a filter).

Example. In the 3SF example, for `is_justified_checkpoint`, P checks whether x is the genesis checkpoint, and $e = \text{TRUE}$. G is the main computation, which determines whether or not a non-genesis checkpoint is justified, by finding quorums of validators, wherein each validator cast an FFG vote justifying x , but where the source checkpoint was recursively justified (i.e. belonged to $V(x)$). \triangleleft

We give a translation scheme, which reduces this more generalized form of recursion to the one given in the previous section, by defining a map-based recursive operator R_m , for which we will ensure

$$R(x) = R_m([v \in \{x\} \mapsto V(x)])[x]$$

if $R(x)$ terminates. We define the necessary operators in Figure 18. Using these operator definitions, we can show the following theorem:

Theorem A.1. *Let f be a function, s.t. for any $x \in \text{DOMAIN } f$ it is the case that $f[x] = V(x)$. Then, for $g := R_m(f)$:*

$$\forall x \in \text{DOMAIN } g : g[x] = R(x)$$

From this theorem, the following corollary trivially follows:

Corollary A.2. *For any x : a*

$$R(x) = R_m([v \in \{x\} \mapsto V(x)])[x]$$

The equivalence proofs are available in the appendix. The termination proof must still be made on a case-by-case basis, as it depends on h and V .

```

\* @type: (a -> Set(a)) => a -> Set(a);
next(map) ==
LET newDomain == UNION {map[v]: v \in DOMAIN map}
IN [ newDomainElem \in newDomain |-> V(newDomainElem) ]

\* @type: (a -> Set(a), a -> b) => a -> b;
Gm(currentRecursionStepMap, partialValueMap) ==
LET domainExtension == DOMAIN currentRecursionStepMap IN
LET
  \* @type: (a) => b;
  evalOneKey(k) ==
    LET OpSubstitute(x) == partialValueMap[x]
    IN G(k, F(currentRecursionStepMap[k], OpSubstitute))
IN [
  x \in (domainExtension \union DOMAIN partialValueMap) |->
    IF x \in DOMAIN partialValueMap
    THEN partialValueMap[x]
    ELSE IF P(x)
    THEN e
    ELSE evalOneKey(x)
  ]

RECURSIVE Rm(-)
\* @type (a -> Set(a)) => a -> b;
Rm(map) ==
IF \A x \in DOMAIN map: P(x)
THEN [ x \in DOMAIN map |-> e ]
ELSE Gm(map, Rm(next(map)))

```

Figure 18: R_m and auxiliary operators

B Detailed Proofs

In the following, we show soundness of our translation rules for the recursive operators.

B.1 Additional Definitions

Let f be any TLA⁺function. We use the shorthand $D_f := \text{DOMAIN } f$. We use \mathbb{N}_0 to refer to the set of all natural numbers (i.e. nonnegative integers).

We assume the following precondition: There exists a $\gamma: a \rightarrow \mathbb{N}_0$, with the following property:

$$\forall x: a . \forall y \in V(x) . \gamma(y) < \gamma(x)$$

Recall the following definitions:

$$R(x) := \begin{cases} e & ; P(x) \\ G(x, F(V(x), R)) & ; \text{otherwise} \end{cases} ,$$

$$R_m(f) := \begin{cases} [x \in D_f \mapsto e] & ; \forall x \in D_f . P(x) \\ G_m(f, R_m(\text{next}(f))) & ; \text{otherwise} \end{cases}$$

and

$$G_m(f, m)[x] := \begin{cases} m[x] & ; x \in D_m \\ e & ; x \notin D_m \wedge P(x) \\ G(x, F(f[x], m)) & ; \text{otherwise} \end{cases}$$

with $D_{G_m(f,m)} = D_f \cup D_m$.

B.2 Proofs

Lemma B.1. *Let f be any function of type $a \rightarrow \text{Set}(a)$. Then*

$$D_f \subseteq D_{R_m(f)}$$

Proof. Let $g := R_m(f)$. To prove the first part, we have two options to consider, based on the definition of R . If $\forall x \in D_f . P(x)$, then $D_f = D_g$. Otherwise, $g = G_m(f, R_m(\text{next}(f)))$. By definition, $D_{G_m(f,m)} = D_f \cup D_m$, so it follows that $D_f \subseteq D_{G_m(f,m)}$, for any m . \square

Corollary B.2. *If $D_f = \emptyset$, then $D_g = \emptyset$.*

Proof. If D_f is empty, then it is vacuously true that $\forall x \in D_f . P(x)$, and so $D_f = D_g$ by definition. \square

We define an auxiliary function α that assigns every function of the type $a \rightarrow \text{Set}(a)$ a value in $\mathbb{N}_0 \cup \{-\infty\}$, defined as:

$$\alpha(f) := \sup \{ \gamma(v) \mid v \in D_f \}$$

Lemma B.3. *Let f be a function, s.t. for any $x \in D_f$ it is the case that $f[x] = V(x)$. Then*

$$\alpha(f) \geq 0 \Rightarrow \alpha(\text{next}(f)) < \alpha(f)$$

Proof. Assume $\alpha(f) \geq 0$. This is trivially equivalent to saying $D_f \neq \emptyset$. We see that next is defined as:

$$\text{next}(f)[y] := V(y)$$

$D_{\text{next}(f)}$ is defined as:

$$D_{\text{next}(f)} := \bigcup_{v \in D_f} f[v]$$

It follows that:

$$\begin{aligned} \alpha(\text{next}(f)) &= \sup \{ \gamma(v) \mid v \in D_{\text{next}(f)} \} \\ &= \sup \left\{ \gamma(v) \mid v \in \bigcup_{w \in D_f} f[w] \right\} \\ &= \sup \left\{ \gamma(v) \mid v \in \bigcup_{w \in D_f} V(w) \right\} \end{aligned}$$

By the precondition, we know that:

$$\forall y \in V(x) . \gamma(y) < \gamma(x)$$

If we take an arbitrary $v \in \bigcup_{w \in D_f} V(w)$, there exists a $w \in D_f$, s.t. $v \in V(w)$. The precondition then implies, that $\gamma(v) < \gamma(w)$. Additionally, since $w \in D_f$, by the definition of $\alpha(f)$, it follows that $\gamma(w) \leq \alpha(f)$. Since all sets in question are finite, $D_{\text{next}(f)}$ is either empty, in which case $\alpha(\text{next}(f)) = -\infty$ and the lemma trivially holds, or the supremum is actually a maximum, and strict inequality is maintained when we infer:

$$\alpha(\text{next}(f)) = \sup \left\{ \gamma(v) \mid v \in \bigcup_{w \in D_f} V(w) \right\} < \alpha(f)$$

□

As a trivial corollary to this lemma, we observe that $\alpha(\text{next}(f)) = \alpha(f)$ iff $\alpha(f) = -\infty$.

Theorem A.1. *Let f be a function, s.t. for any $x \in \text{DOMAIN } f$ it is the case that $f[x] = V(x)$. Then, for $g := R_m(f)$:*

$$\forall x \in \text{DOMAIN } g : g[x] = R(x)$$

Proof. We prove this by using induction over $\alpha(f)$.

Base case $\alpha(f) = -\infty$: This can only be true if D_f is empty. However, it is then vacuously true that:

$$\forall x \in D_f . P(x)$$

It follows from the corollary to Lemma B.1 that D_g is empty too. In that case, any universally quantified statement over D_g vacuously holds.

General case: Let $\alpha(f) = N \geq 0$ and assume the theorem holds for any f' , for which $\alpha(f') < N$. We observe that $f' := \text{next}(f)$ satisfies all of the requirements. By definition, we have:

$$\text{next}(f)[y] := V(y)$$

The above holds true for every element in its domain, so the precondition of the theorem is met. Additionally, by Lemma B.3, we know that $\alpha(f') < N$, so we can use the induction assumption to conclude that:

$$\forall x \in D_{R_m(f')} . R_m(f')[x] = R(x)$$

If it is the case that $\forall x \in D_f . P(x)$, then $R_m(f)[x] = e$ for all domain elements, since $D_f = D_{R_m(f)}$, by the same reasoning we used in the case where D_f was empty. Similarly, for each such x , $R(x) = e$ by the definition of R , since $P(x)$ holds.

Next, we select an arbitrary $x \in D_{R_m(f)}$. We look at the case split in G_m :

1. If $x \in D_{R_m(f')}$, by the induction hypothesis, we know that $R_m(f')[x] = R(x)$.
2. If $x \notin D_{R_m(f')}$, but $P(x)$ holds, we know $R(x) = e$. Here, $G_m(f, R_m(f'))$ trivially evaluates to e as well.
3. Otherwise, it remains to be shown that the following holds true:

$$G(x, F(f[x], R_m(f'))) = R(x)$$

Since we know $P(x)$ does not hold for this x , it follows that:

$$R(x) = G(x, F(V(x), Op))$$

Hence, it suffices to see that:

$$F(f[x], \mathbf{R}_m(f')) = F(V(x), Op)$$

By the property of f , $f[x] = V(x)$. As $x \in D_f$, $f[x] \subseteq D_{f'}$ by definition and $D_{f'} \subseteq D_{\mathbf{R}_m(f')}$ by Lemma B.1, so for every element $v \in V(x)$ it is the case that $\mathbf{R}(v) = \mathbf{R}_m(f')[v]$. Since F is either a map or a filter, the equality above follows.

□

Corollary A.2. *For any $x : a$*

$$\mathbf{R}(x) = \mathbf{R}_m([v \in \{x\} \mapsto V(x)])[x]$$

Proof.

$$f := [v \in \{x\} \mapsto V(x)]$$

obviously satisfies the precondition of Theorem A.1:

$$\forall y \in D_f . f[y] = V(y)$$

Since $x \in D_f \subseteq D_{\mathbf{R}_m(f)}$ by Lemma B.1, we can use Theorem A.1, to conclude that $\mathbf{R}_m(f)[x] = \mathbf{R}(x)$. □