

# Convex pentagonal monotiles in the 15 Type families

Teruhisa SUGIMOTO<sup>1),2)</sup>

<sup>1)</sup> The Interdisciplinary Institute of Science, Technology and Art

<sup>2)</sup> Japan Tessellation Design Association

E-mail: ismsugi@gmail.com

## Abstract

The properties of convex pentagonal monotiles in the 15 Type families and their tilings are summarized. The Venn diagrams of the 15 Type families are also shown.

**Keywords:** Tiling, monohedral, tile, convex pentagon

## 1 Introduction

If all tiles in a tiling<sup>1</sup> are of the same size and shape, the tiling is described as *monohedral*, which allows the use of reflected tiles (posterior side tiles) in monohedral tilings [7, 42]. In other words, in monohedral tilings, the anterior and posterior sides of the tiles are treated as the same type (i.e., the concept assumes that there is only one type of tile). In this study, a tile that admits a monohedral tiling is referred to as a *monotile*.

Currently, there are 15 known families of convex pentagonal monotiles, each labeled as a “Type,” as shown in the list of Figure 1 [5, 7, 10, 12–16, 19–27, 42, 43]. Each convex pentagonal monotile in the list is defined by the conditions expressing the fundamental relationship between the edge lengths and angles of the tile; however, some degrees of freedom remain. For example, convex pentagonal monotiles belonging to the Type 1 family (also referred to as convex pentagonal monotiles belonging to Type 1, or simply as convex pentagonal monotiles of Type 1) satisfy the property that the sum of three consecutive angles is  $360^\circ$  or that the sum of the remaining two consecutive angles is  $180^\circ$ . In Figure 1, this property (relationship) is expressed as  $A + B + C = 360^\circ$ , which represents the tile conditions of Type 1 (the Type 1 family) (see Appendix A). Each convex pentagonal monotile belonging to the Types 14 and 15 families has no degrees of freedom other than size (that is, each convex pentagonal monotile of Types 14 and 15 has a fixed shape. For example, the value of angle  $C$  in the convex pentagon of Type 14 is  $\cos^{-1}((3\sqrt{57} - 17)/16) \approx 1.2099 \text{ rad} \approx 69.32^\circ$ ). Because some degrees of freedom other than size may remain, these Type families of convex pentagonal monotiles are not necessarily “disjoint.” The tilings depicted for each convex pentagon shown in Figure 1 are representative of each Type (Type family). A representative tiling can be formed using only the relationships derived from the tile conditions of each Type. The gray region in each tiling in Figure 1 indicates a *translation unit* (a unit that can generate periodic<sup>2</sup> tiling

<sup>1</sup>A *tiling* (or *tessellation*) of the plane is a collection of sets, called tiles, that cover the plane without gaps or overlaps, except for the boundaries of the tiles. The term “tile” refers to a topological disk, whose boundary is a simple closed curve [7].

<sup>2</sup>A tiling exhibits *periodicity* if its translation by a non-zero vector coincides with itself; a tiling is considered periodic if it coincides with its translation by two linearly independent vectors. However, in this study, a tiling with periodicity is referred to as *periodic*, and a tiling without periodicity is referred to as *non-periodic* [32].

through translation alone). Thus, the convex pentagonal monotiles in these 15 Type families can generate periodic tilings, as the representative tiling of each Type includes a translation unit, as shown in Figure 1.

The purpose of this study is to summarize the properties of the convex pentagonal monotiles and tilings of the 15 Type families depicted in Figure 1. In particular, we show the “disjoint/not disjoint” relationship of each Type family of convex pentagonal monotiles, and specifically illustrate convex pentagonal monotiles belonging to multiple Type families in cases where they are not disjoint.




Figure 1: Fifteen Type families of convex pentagonal monotiles.

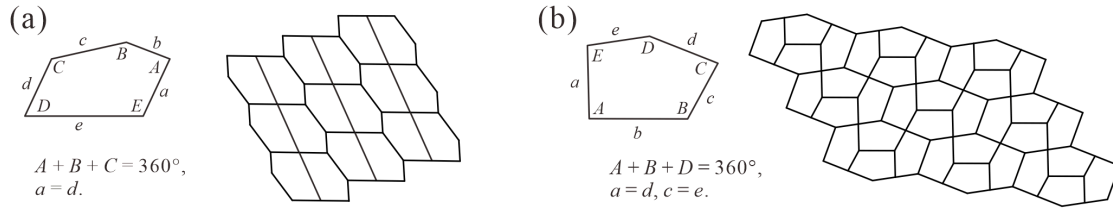


Figure 2: Examples of edge-to-edge tilings with convex pentagonal monotiles belonging to the Type 1 or Type 2 families.

## 2 Properties of convex pentagonal monotiles and their tilings

Let  $T_x$  denote a set of convex pentagonal monotiles belonging to a Type  $x$  family for  $x = 1-15$ , as shown in Figure 1.

A tiling with convex polygons is defined as *edge-to-edge* if any two convex polygons in the tiling are either disjoint or share one vertex or an entire edge of the tiling in common<sup>3</sup>. Otherwise, the tiling is classified as *non-edge-to-edge* [7, 20–25]. While the representative tilings of Type 1 or Type 2 shown in Figure 1 are non-edge-to-edge,  $T_1$  or  $T_2$  contain convex pentagonal monotiles that can generate edge-to-edge tilings. For example, as shown in Figure 2(a), the convex pentagonal monotile satisfying the conditions “ $A + B + C = 360^\circ$ ,  $a = d$ ” belongs to the Type 1 family and can form an edge-to-edge tiling. (Remark: this convex pentagonal monotile can also generate non-edge-to-edge tilings.) Similarly, as shown in Figure 2(b), the convex pentagonal monotile satisfying the conditions “ $A + B + D = 360^\circ$ ,  $a = d$ ,  $c = e$ ” belongs to the Type 2 family and can form an edge-to-edge tiling [20, 22, 24, 25]. By contrast, for instance, the convex pentagonal monotiles in  $T_3$  or  $T_{13}$  cannot generate edge-to-edge tilings.

In [23], we presented the following Theorem regarding convex pentagonal monotiles that can generate edge-to-edge tilings<sup>4</sup>:

**Theorem 1.** *If a convex pentagon can generate an edge-to-edge monohedral tiling, it belongs to at least one of the Type 1, 2, or 4–9 families shown in Figure 1. (In other words, convex pentagonal monotiles that can generate an edge-to-edge tiling are contained in  $T_1$ ,  $T_2$ ,  $T_4$ ,  $T_5$ ,  $T_6$ ,  $T_7$ ,  $T_8$ , or  $T_9$ .)*

As mentioned above, the Type families of convex pentagonal monotiles are not necessarily disjoint. In other words, some convex pentagonal monotiles belong to multiple Type families (i.e., some convex pentagonal monotiles are contained in multiple  $T_x$ ).

Figure 3 shows the Venn diagram of  $T_x$ . Figure 4 presents the convex pentagonal tiles that are contained in each intersection of the Venn diagram in Figure 3 (see Appendix A). Various shapes exist for each convex pentagonal monotile in the intersections “ $T_1 \cap T_2$ ,  $T_1 \cap T_4$ ,  $T_1 \cap T_5$ ,  $T_2 \cap T_4$ , and  $T_2 \cap T_5$ .” The convex pentagonal monotiles of their intersections shown in Figure 4 are examples of each case (hence the label “Example” in the figure). In contrast, each of the intersections “ $T_1 \cap T_5 \cap T_6$ ,  $T_1 \cap T_7$ ,  $T_1 \cap T_8$ ,  $T_1 \cap T_9$ ,  $T_1 \cap T_{10}$ ,  $T_1 \cap T_{11}$ ,  $T_1 \cap T_2 \cap T_{12}$ ,  $T_2 \cap T_6$ , and  $T_2 \cap T_9$ ” contains one fixed shape. The intersection “ $T_2 \cap T_7$ ” contains two fixed shapes, and the intersection “ $T_2 \cap T_8$ ” contains three fixed shapes. Convex pentagonal

<sup>3</sup>An edge-to-edge tiling with polygons is defined as a tiling in which the vertices and edges of the polygons coincide with the vertices (points where three or more tiles meet) and edges of the tiling [7, 15].

<sup>4</sup>We have known that the same result as Theorem 1 was obtained by Bagina [2] in 2011 after we derived Theorem 1 in 2012.

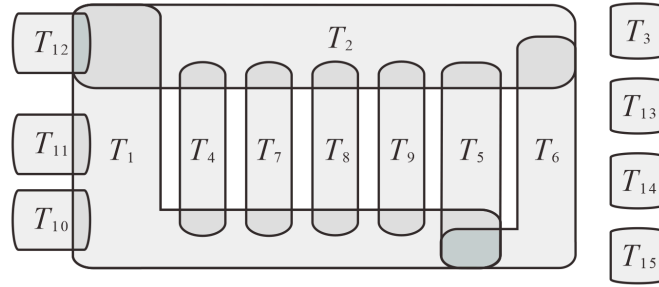


Figure 3: Venn diagram of  $T_x$ .

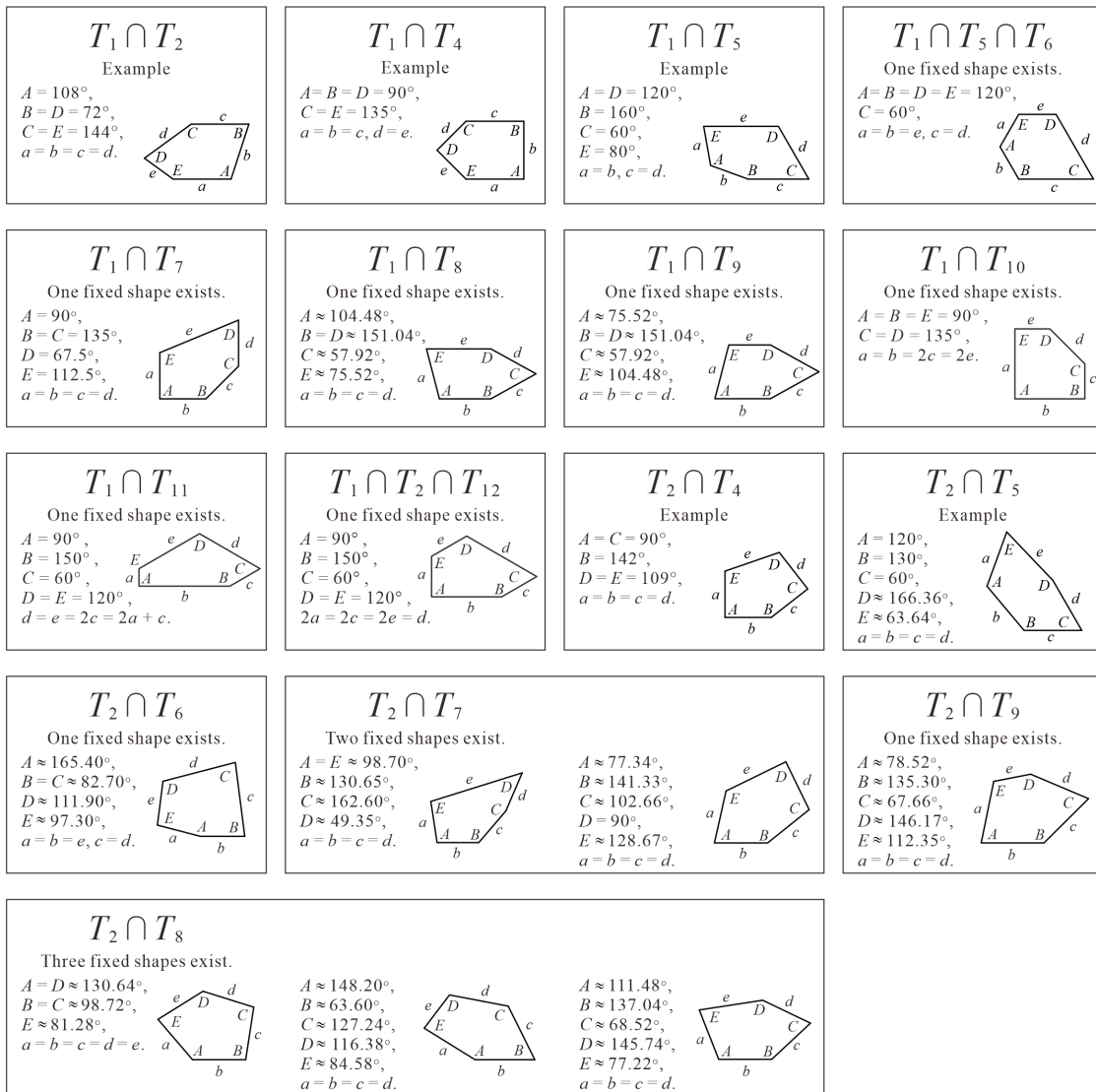


Figure 4: Convex pentagonal monotiles contained in each intersection of the Venn diagram shown in Figure 3.

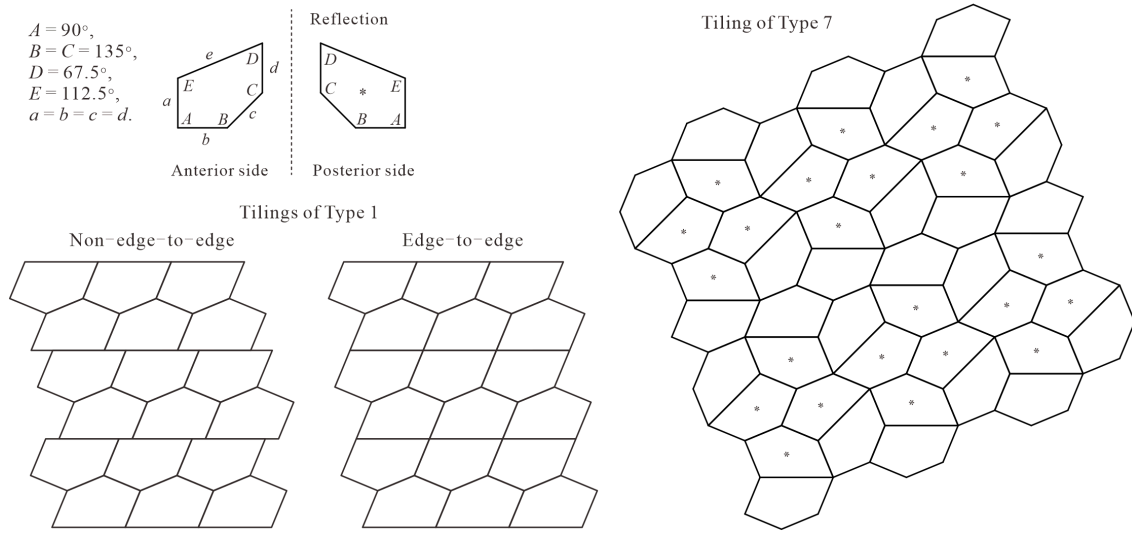


Figure 5: Convex pentagonal monotile belonging to both the Type 1 and Type 7 families, the representative tilings of Type 1 and of Type 7 with the convex pentagon. (In this figure, the convex pentagons corresponding to the reflected tiles are marked with an asterisk “\*.”)

monotiles belonging to the Type 3 or Type 13 families have degrees of freedom other than size. Therefore, the convex pentagonal monotiles in  $T_3$  or  $T_{13}$  exhibit various shapes; however, these convex pentagons do not belong to any other Type families. In contrast,  $T_{14}$  or  $T_{15}$  each contain one fixed shape, and these convex pentagons also do not belong to any other Type families.

For example, because the convex pentagonal monotile in  $T_1 \cap T_7$  belongs to both the Type 1 and Type 7 families, it can form representative tilings of Types 1 and 7, as shown in Figure 5 [31].

The convex pentagonal monotile in  $T_1 \cap T_2 \cap T_{12}$  (i.e., the convex pentagonal monotile belonging to the Type 1, Type 2, and Type 12 families) can form edge-to-edge tilings as shown Figure 6. In other words, the set of convex pentagonal monotiles that can generate edge-to-edge tilings contains a convex pentagonal monotile belonging to the Type 12 family. (Among the convex pentagonal monotiles contained in  $T_{12}$ , only the convex pentagon that also belongs to the Type 1 and Type 2 families can generate edge-to-edge tilings.) This does not negate Theorem 1.

As shown in Figure 1, the representative tilings of Types 1 and 3–6 do not use reflected tiles (convex pentagons). In other words, if a convex pentagonal monotile belongs to at least one of the Type 1 or 3–6 families shown in Figure 1, it can generate tilings without the use of reflected tiles (that is, convex pentagonal monotiles in  $T_1, T_3, T_4, T_5,$  or  $T_6$  can generate tilings without the use of reflected tiles). By contrast, as shown in Figure 1, the representative tilings of Types 2 and 7–15 use reflected tiles. For example, if  $A = 86^\circ$  for the tile conditions of Type 7 in Figure 1, the convex pentagonal monotile with  $A = 86^\circ$  belongs only to the Type 7 family and can only form the representative tiling of Type 7, as depicted in Figure 1. Only the relationships “ $2B + A = 360^\circ, 2E + C = 360^\circ, 2D + A + C = 360^\circ$ ” are used for the vertices of this tiling, and reflected tiles are required to form this tiling. This means that there are monotiles that cannot generate a tiling if the use of reflected tiles is not allowed during the tiling generation process, even if they are monotiles (see Appendix B). (This classification

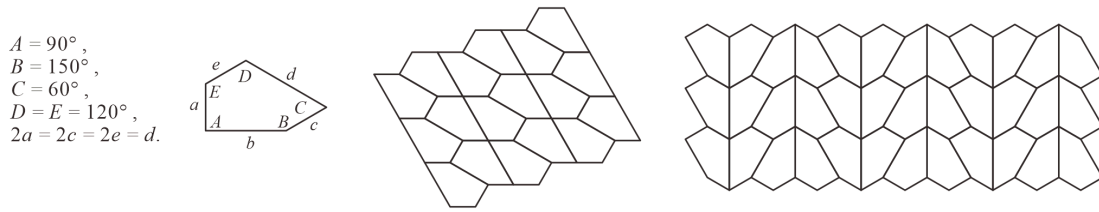


Figure 6: Examples of edge-to-edge tilings formed by convex pentagonal monotile in  $T_1 \cap T_2 \cap T_{12}$ .

highlights that some monotiles require reflections for successful tiling generation, while others do not.) It should be noted that among the convex pentagonal monotiles contained in  $T_7$ , the convex pentagon that also belongs to the Type 1 family (i.e., the convex pentagonal monotile belonging to both the Type 1 and Type 7 families) can generate tilings without the use of reflected tiles, as shown in Figure 5. That is, the tilings of Type 1 depicted in Figure 5 do not use reflected tiles.

Some convex pentagonal monotiles can form tiling patterns (design patterns created by the arrangement of polygonal tiles) that differ from the representative tiling of each Type [16, 28–31, 33, 34]. For example, the convex pentagonal monotile in Figure 2(a), which belongs to the Type 1 family and satisfies “ $A + B + C = 360^\circ$ ,  $a = d$ ,” can form tilings such as those illustrated in Figures 7(a) and 7(b) by using reflected tiles. Additionally, the convex pentagon satisfying “ $A + B + C = 360^\circ$ ,  $a = d$ ” can generate tilings, as shown in Figure 7(c), using reflected tiles because the belts it forms through vertical translation in the same direction can be freely connected horizontally. Figure 8 presents examples of tilings formed by the convex pentagonal monotile that belongs to both the Type 1 and Type 7 families [31]. As shown in Figure 8, some convex pentagonal monotiles can generate non-periodic tilings [28–31, 33, 34]. (Remark: As noted earlier, the convex pentagonal monotiles in the 15 Type families can always generate periodic tilings).

Some tiling patterns cannot be formed without the use of reflected tiles. However, the tiles forming such tiling patterns do not necessarily need to be reflected to generate the tilings.

Let  $\mathfrak{S}$  denote a tiling with congruent tiles on the Euclidean plane. A *symmetry* of  $\mathfrak{S}$  is an isometry<sup>5</sup> of the Euclidean plane that maps the tiles of  $\mathfrak{S}$  onto tiles of  $\mathfrak{S}$ . The *symmetry group* of  $\mathfrak{S}$ , denoted as  $\text{Sym}(\mathfrak{S})$ , is the collection of all such symmetries. Two tiles  $P_1$  and  $P_2$  of  $\mathfrak{S}$  are said to be *equivalent* if there exists a symmetry belonging to  $\text{Sym}(\mathfrak{S})$  that maps  $P_1$  onto  $P_2$ . The collection of all tiles of  $\mathfrak{S}$  that are equivalent to  $P_1$  is called the *transitivity class* of  $P_1$ . If  $\mathfrak{S}$  has precisely  $k$  transitivity classes, then it is said to be *k-isohedral* or *tile-k-transitive*. Isohedral means 1-isohedral [6, 7, 12, 16, 37, 38, 43]. In addition, a monotile that cannot generate isohedral tilings is referred to as an *anisohedral tile* (i.e., an anisohedral tile is a prototile<sup>6</sup> that admits monohedral tilings but no isohedral tilings) [6].

The representative tilings of Types 1–5 shown in Figure 1 are isohedral. In contrast, the representative tilings of Types 6–9 and 11–13 shown in Figure 1 are 2-isohedral, while those of Types 10, 14, and 15 are 3-isohedral (see Appendix D) [7, 12, 15, 16, 42, 43]. Convex pentagonal monotiles in  $T_1$ ,  $T_2$ ,  $T_3$ ,  $T_4$ , or  $T_5$  (i.e., convex pentagonal monotiles belonging to at least one of the Type 1–5 families shown in Figure 1) can generate isohedral tilings [7]. However, note that some convex pentagonal monotiles in  $T_1$ ,  $T_2$ ,  $T_3$ ,  $T_4$ , or  $T_5$  can also generate non-isohedral tilings, such as 2-isohedral tilings. Consequently, convex pentagonal monotiles that are not

<sup>5</sup>Isometries include rotation, translation, reflection, glides, and the identity transformation [7, 39].

<sup>6</sup>See Appendix C for information on “prototile.”

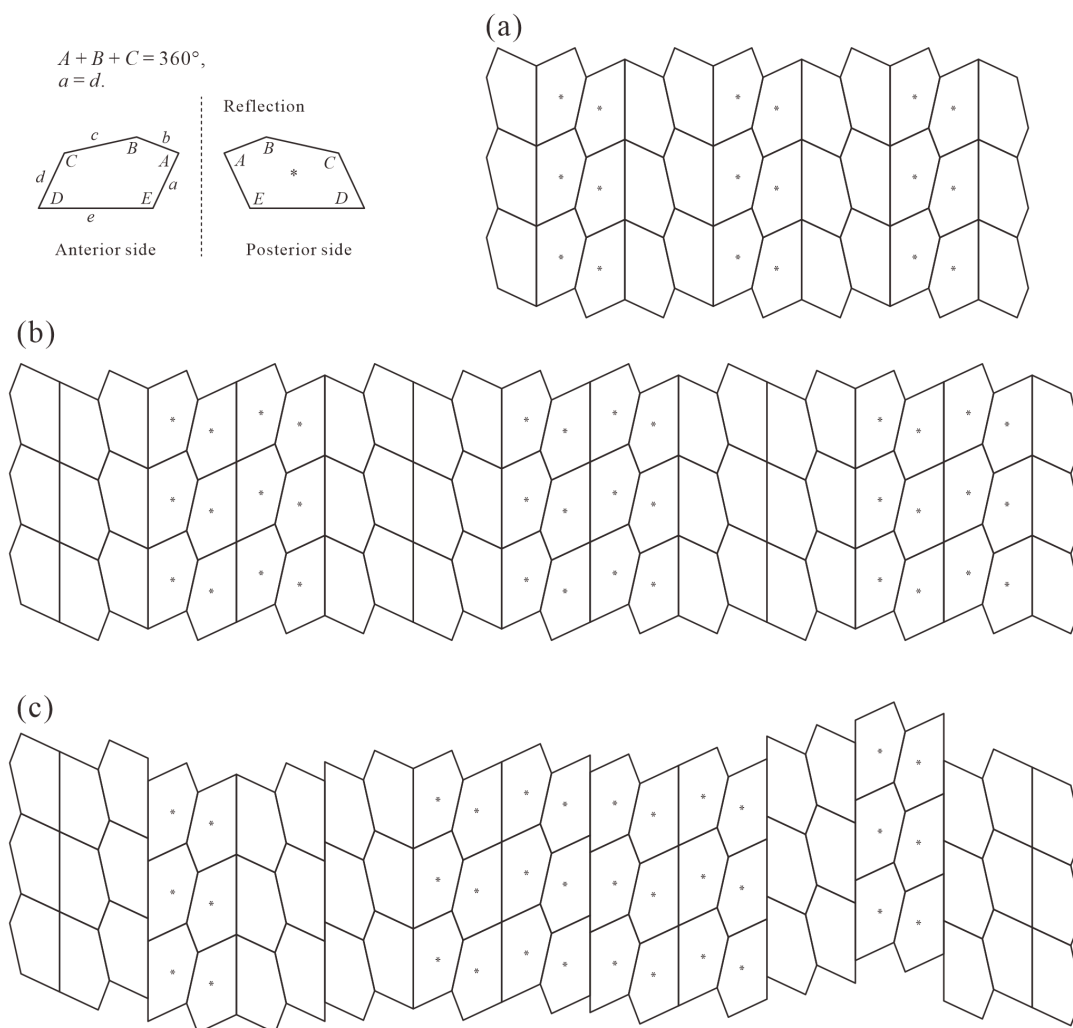


Figure 7: Tilings that are formed by convex pentagonal monotile belonging to the Type 1 family. (In this figure, the convex pentagons corresponding to the reflected tiles are marked with an asterisk “\*.”)

contained in  $T_1, T_2, T_3, T_4$ , or  $T_5$  are classified as anisohedral tiles. (It should be noted that some convex pentagonal monotiles in  $T_7, T_8, T_9, T_{10}, T_{11}$ , or  $T_{12}$  are not anisohedral tiles. As shown in Figure 4, the convex pentagonal monotiles in the intersections “ $T_1 \cap T_5 \cap T_6, T_1 \cap T_7, T_1 \cap T_8, T_1 \cap T_9, T_1 \cap T_{10}, T_1 \cap T_{11}, T_1 \cap T_2 \cap T_{12}, T_2 \cap T_6, T_2 \cap T_7, T_2 \cap T_8$ , and  $T_2 \cap T_9$ ” are not anisohedral tiles.) From the Venn diagram in Figure 3, all convex pentagonal monotiles in  $T_{13}, T_{14}$ , or  $T_{15}$  are classified as anisohedral tiles.

### 3 Conclusion

In their work [12], Mann et al. propose the following conjecture: “It would be reasonable to conjecture that any unmarked convex pentagon that admits a tiling of the plane admits at least one periodic tiling; that is, it would be reasonable to conjecture that there are

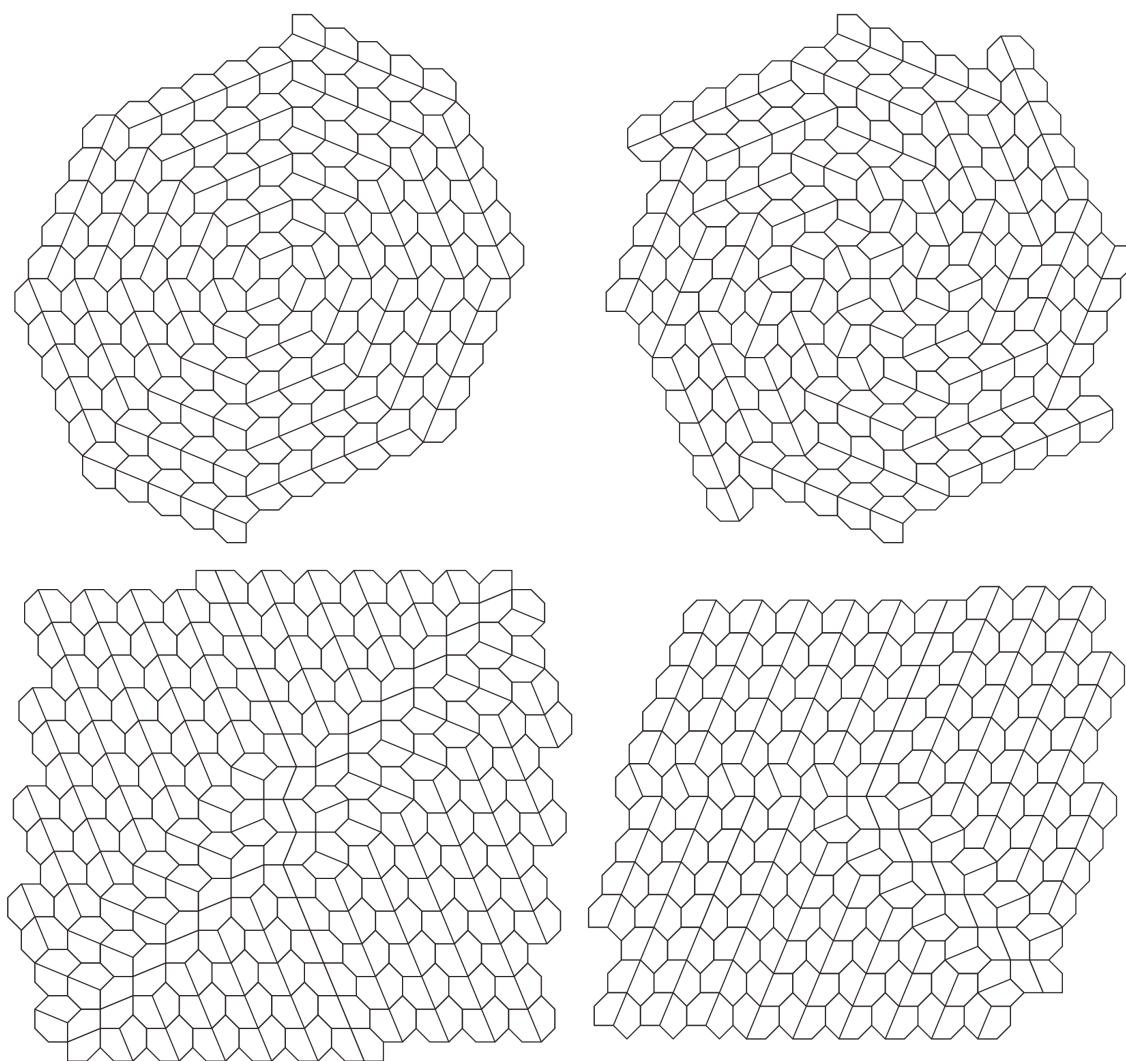


Figure 8: Non-periodic tilings formed by convex pentagonal monotile belonging to both the Type 1 and Type 7 families.

no aperiodic<sup>7</sup> convex pentagons. If this conjecture is true, then all convex pentagons that admit tilings of the plane also admit at least one  $i$ -block transitive tiling. Thus, the class of pentagons being studied in this article may well encompass all possible pentagons that admit tilings of the plane.”

Rao [13] claimed that all convex pentagonal monotiles belong to the known 15 Type families. Therefore, if his claim is correct, convex pentagonal monotiles can always generate periodic tilings. However, it appears that Rao’s claim has not yet been definitively established [13, 42].

Based on the studies of Mann et al. and Rao, we also consider that convex pentagonal monotiles that can generate periodic tilings belong to the known 15 Type families.

<sup>7</sup>See Appendix C for information on “aperiodic.”



**Acknowledgments.** The authors would like to thank Professor Emeritus Yoshio Agaoka, Hiroshima University, for providing valuable comments.

## References

- [1] Bagina, O. (2004). Tiling the plane with congruent equilateral convex pentagons. *Journal of Combinatorial Theory, Series A* **105**, 221–232. doi:10.1016/j.jcta.2003.11.002
- [2] Bagina, O. (2011). Tilings of the plane with convex pentagons (in Russian). *Vestnik KemGU*, **4**(48), 63–73.
- [3] Bollobás, B. (1963). Filling the plane with congruent convex hexagons without overlapping. *Ann. Univ. Sci. Budapest. Eötvös Sect. Math.* **6**, 117–123.
- [4] Croft, H. T., Falconer, K. J., and Guy, R. G. (1991). *Unsolved Problems in Geometry*. Springer-Verlag, New York, pp.79–106 (C. Tiling and Dissection).
- [5] Gardner, M. (1975). On tessellating the plane with convex polygon tiles. *Scientific American*, Vol.233, No.1 (July 1975), 112–119. <https://www.jstor.org/stable/24949848>
- [6] Goodman, J.E., O’Rourke, J., and Tóth, C. D. (editors) (2017). *Handbook of Discrete and Computational Geometry, -Third Edition-*. CRC Press, Boca Raton, FL, pp.67–89 (Chapter 3).
- [7] Grünbaum, B. and Shephard, G. C. (1987). *Tilings and Patterns*. W. H. Freeman and Company, New York, pp.15–56 (Chapter 1), pp.113–157 (Chapter 3), and pp.471–582 (Chapters 9 and 10).
- [8] Niven, I. (1978). Convex polygons that cannot tile the plane. *The American Mathematical Monthly*, **85**(10), 785–792. doi:10.1080/00029890.1978.11994704
- [9] Hirschhorn, M. D. and Hunt, D. C. (1985). Equilateral convex pentagons which tile the plane. *Journal of Combinatorial Theory, Series A* **39**, 1–18. doi:10.1016/0097-3165(85)90078-0
- [10] Kershner, R. B. (1968). On paving the plane. *American Mathematical Monthly*, **75**, 839–844. doi:10.1080/00029890.1968.11971075
- [11] Klamkin, M. S. and Liu, A. (1980). Note on a result of Niven on impossible tessellations. *American Mathematical Monthly*, **87**(8), 651–653.
- [12] Mann, C., McLoud-Mann, J., and Von Derau, D. (2018). Convex pentagons that admit  $i$ -block transitive tilings. *Geometriae Dedicata*, **194**(1), 141–167. doi:10.1007/s10711-017-0270-9
- [13] Rao, M. (2017). Exhaustive search of convex pentagons which tile the plane. arXiv:1708.00274 (accessed on 22 December 2024).
- [14] Reinhardt, K. (1918). Über die Zerlegung der Ebene in Polygone. Inaugural-Dissertation, Univ. Frankfurt a.M., R. Noske, Boran and Leipzig. <https://gdz.sub.uni-goettingen.de/id/PPN316479497>
- [15] Schattschneider, D. (1978). Tiling the plane with congruent pentagons. *Mathematics Magazine*, **51**, 29–44. doi:10.1080/0025570X.1978.11976672
- [16] Scherphuis, J., Tilings (web site) and Tiling Viewer (applt), <https://www.jaapsch.net/tilings/index.htm> (accessed on 17 November 2024).
- [17] Smith, D., Myers, J. S., Kaplan, C. S., and Goodman-Strauss, C. (2024). An aperiodic monotile. *Combinatorial Theory*, **4**(1), 1–91. doi:10.5070/C64163843

- [18] Smith, D., Myers, J. S., Kaplan, C. S., and Goodman-Strauss, C. (2024). A chiral aperiodic monotile. *Combinatorial Theory*, **4**(2), 1–25. doi:10.5070/C64264241
- [19] Stein, R. (1985) A new pentagon tiler. *Mathematics Magazine*, **58**(5), 308. <https://www.jstor.org/stable/2690183>
- [20] Sugimoto, T. (2012). Convex pentagons for edge-to-edge tiling, I. *Forma*, **27**(1), 93–103. <https://forma.katachi-jp.com/abstract/2701/27010093.html>
- [21] Sugimoto, T. (2015). Convex pentagons for edge-to-edge tiling, II. *Graphs and Combinatorics*, **31**(1), 281–298. doi:10.1007/s00373-013-1385-x
- [22] Sugimoto, T. (2015). Tiling problem: Convex pentagons for edge-to-edge monohedral tiling and convex polygons for aperiodic tiling. arXiv:1508.01864 (accessed on 14 October 2024).
- [23] Sugimoto, T. (2016). Convex pentagons for edge-to-edge tiling, III. *Graphs and Combinatorics*, **32**(2), 785–799. doi:10.1007/s00373-015-1599-1
- [24] Sugimoto, T. (2017). Convex polygons for aperiodic tiling. *Research and Communications in Mathematics and Mathematical Sciences*, **8**(1), 69–79. [https://www.jyotiacademicpress.net/convex\\_polygons\\_for.pdf](https://www.jyotiacademicpress.net/convex_polygons_for.pdf)
- [25] Sugimoto, T. (2017). Properties of strongly balanced tilings by convex polygons. *Research and Communications in Mathematics and Mathematical Sciences*, **8**(2), 95–114. [https://www.jyotiacademicpress.net/properties\\_of\\_strongly.pdf](https://www.jyotiacademicpress.net/properties_of_strongly.pdf)
- [26] Sugimoto, T. (2018). Convex pentagons with positive Heesch number. arXiv:1802.00119 (accessed on 11 December 2024).
- [27] Sugimoto, T. (2018). Properties of convex pentagonal tiles for periodic tiling. arXiv:1811.02075 (accessed on 18 November 2024).
- [28] Sugimoto, T. (2020). Convex pentagons and concave octagons that can form rotationally symmetric tilings. arXiv:2005.08470 (accessed on 14 October 2024).
- [29] Sugimoto, T. (2020). Convex pentagons and convex hexagons that can form rotationally symmetric tilings. arXiv:2005.10639 (accessed on 14 October 2024).
- [30] Sugimoto, T. (2020). Pentagons and rhombuses that can form rotationally symmetric tilings. arXiv:2005.12709 (accessed on 14 October 2024).
- [31] Sugimoto, T. (2020). Rotationally symmetric tilings with convex pentagons belonging to both the Type 1 and Type 7 families. arXiv:2005.13980 (accessed on 14 October 2024).
- [32] Sugimoto, T. (2024). Aperiodic sets of three types of convex polygons. arXiv:2404.00534 (accessed on 14 October 2024).
- [33] Sugimoto, T. and Araki, Y. (2017). Convex pentagon tilings and heptiamonds, I. arXiv:1704.03997 (accessed on 14 October 2024).
- [34] Sugimoto, T. and Araki, Y. (2017). Convex pentagon tilings and heptiamonds, II. arXiv:1704.04314 (accessed on 14 October 2024).
- [35] Sugimoto, T. and Ogawa, T. (2000). New tiling patterns of the tessellating convex pentagon (type 6) (in Japanese). *Bulletin of the Society for Science on Form*, **15**(1), 10–21.
- [36] Sugimoto, T. and Ogawa, T. (2000). Tiling problem of convex pentagon. *Forma*, **15**(1), 75–79. <https://forma.katachi-jp.com/abstract/1501/15010075.html>

- [37] Weisstein, E.W. Anisohedral Tiling. MathWorld—A Wolfram Web Resource, <https://mathworld.wolfram.com/AnisohedralTiling.html> (accessed on 17 November 2024).
- [38] Weisstein, E.W. Isohedral Tiling. MathWorld—A Wolfram Web Resource, <https://mathworld.wolfram.com/IsohedralTiling.html> (accessed on 17 November 2024).
- [39] Weisstein, E.W. Isometry. MathWorld—A Wolfram Web Resource, <https://mathworld.wolfram.com/Isometry.html> (accessed on 17 November 2024).
- [40] Wikipedia contributors. Aperiodic set of prototiles. Wikipedia, The Free Encyclopedia, [https://en.wikipedia.org/wiki/Aperiodic\\_set\\_of\\_prototiles](https://en.wikipedia.org/wiki/Aperiodic_set_of_prototiles) (accessed on 22 December 2024).
- [41] Wikipedia contributors. List of aperiodic set of tiles. Wikipedia, The Free Encyclopedia, [https://en.wikipedia.org/wiki/List\\_of\\_aperiodic\\_sets\\_of\\_tiles](https://en.wikipedia.org/wiki/List_of_aperiodic_sets_of_tiles) (accessed on 22 December 2024).
- [42] Wikipedia contributors. Pentagonal tiling. Wikipedia, The Free Encyclopedia, [https://en.wikipedia.org/wiki/Pentagonal\\_tiling](https://en.wikipedia.org/wiki/Pentagonal_tiling) (accessed on 22 December 2024).
- [43] Zong, C. (2020). Can you pave the plane nicely with identical tiles. *Notices of the American Mathematical Society*, **67**(5), 635–646. doi:10.1090/noti2075

## Appendix A

This section supplements the concept of tile conditions for the Type families of convex pentagonal monotiles and their tilings.

Figure 9 illustrates the tile conditions (i.e., the conditions expressing the fundamental relationship between the edge lengths and angles) of a convex pentagonal monotile belonging to the Type 7 family using four different notations. Figures 9(a) (with the same notation as in Figure 1) and 9(b) show the same tile conditions, but with the symbols “ $A, B, C, D, E$ ” for the vertices (angles) and “ $a, b, c, d, e$ ” for the edges of the convex pentagons positioned differently. The convex pentagon in Figure 9(c) is a reflection image of the convex pentagon in Figure 9(a), and it represents the same tile conditions according to the vertex and edge symbols assigned to it. Additionally, although one of the angle relationships differs between Figures 9(a) and 9(d), the relationships are mathematically equivalent because the sum of the interior angles of a convex pentagon equals  $540^\circ$ . Thus, these relationships can be derived from one another.

In conclusion, convex pentagonal monotiles belonging to the Type 7 family are defined as convex pentagons with the geometric properties shown in Figure 10. (As indicated in Figure 10, if a convex pentagon with vertex labels “ $X_1, X_2, X_3, X_4, X_5$ ” and edge labels “ $x_1, x_2, x_3, x_4, x_5$ ” satisfies the relationships “ $2X_2 + X_1 = 360^\circ$ ,  $2X_5 + X_3 = 360^\circ$ ,  $x_1 = x_2 = x_3 = x_4$ ,” the other geometric properties in Figure 10 can be derived based on the sum of the interior angles of the convex pentagon.) As shown in Figure 1, we use the notation in Figure 9(a) to indicate convex pentagonal monotiles belonging to the Type 7 family; however, we could have used a different notation (e.g., those in Figures 9(b), 9(c), and 9(d)). Therefore, although the tile conditions (i.e., expressions of the formulas) may differ depending on the notations in the various lists of convex pentagonal monotiles, it is essential to understand that these notations refer to the same tile conditions.

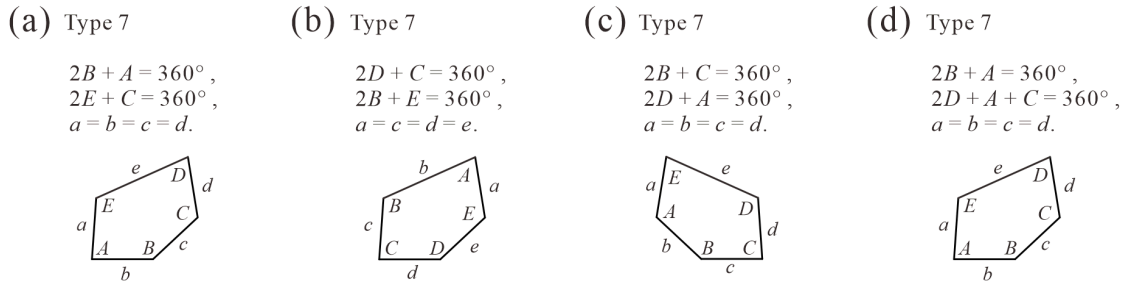


Figure 9: Examples of various notations for the tile conditions of convex pentagonal monotiles belonging to the Type 7 family.

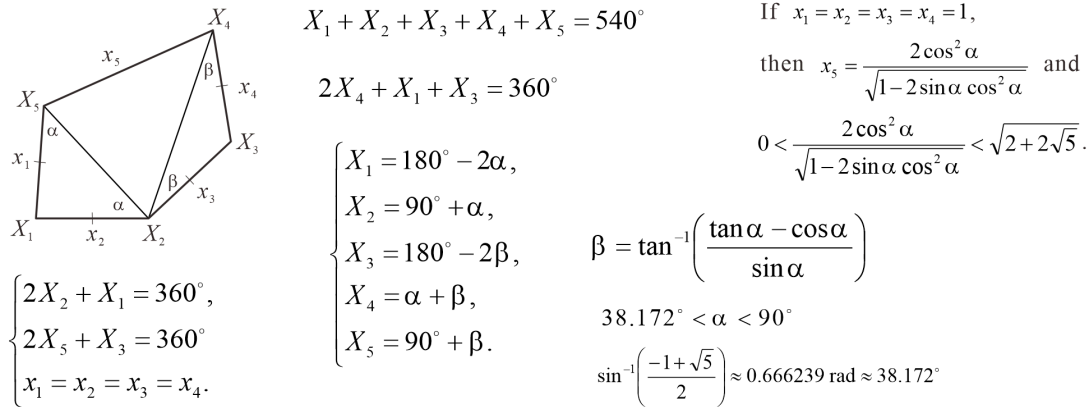


Figure 10: Geometric properties of convex pentagonal monotiles belonging to the Type 7 family.

The shape of the convex pentagon in Figure 10 is determined by assigning a value to  $\alpha$ , for example. Therefore, convex pentagonal monotiles belonging to the Type 7 family are considered to have one degree of freedom other than size. By adjusting the remaining degrees of freedom, we identify the equilateral case in the convex pentagonal monotiles belonging to the Type 7 family, as shown in Figure 11. (The notation of the tile conditions of Type 7 requires them to have four equal edge lengths but does not prohibit them from having five equal edge lengths.) The equilateral convex pentagonal monotile of the Type 7 family has no degrees of freedom other than its size; therefore, it has a fixed shape. Furthermore, Figure 1 shows that the tile conditions of Types 8 and 9 are similar to those of Type 7. Based on the geometric properties, we observe an equilateral convex pentagonal monotile belonging to the Type 8 family that also belongs to the Type 2 family<sup>8</sup> (see the equilateral convex pentagon of the intersection “ $T_2 \cap T_8$ ” in Figure 4). By contrast, we observe that there is no equilateral convex pentagonal monotile belonging to the Type 9 family. (It would appear that the notation of the tile conditions of Type 9 requires them to have four equal edge lengths but does not prohibit them from having five equal edge lengths. However, owing to the geometric properties, it cannot have five equal edge lengths.)

<sup>8</sup>Hirschhorn and Hunt presented a theorem to the effect that “If an equilateral convex pentagon can generate a monohedral tiling, it belongs to at least one of the Type 1, 2, or 7 families shown in Figure 1” [1, 9].

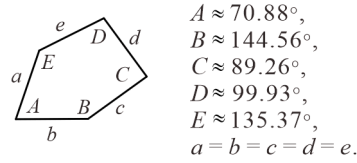


Figure 11: Equilateral convex pentagonal monotile belonging to the Type 7 family.

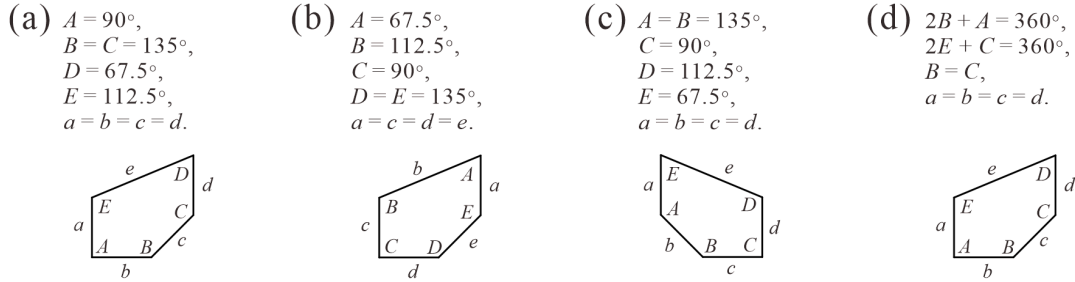


Figure 12: Examples of various notations for the tile conditions of convex pentagonal monotile belonging to both the Type 1 and Type 7 families.

Considering the geometric properties of Figure 10, we find that there exists one fixed shape, the convex pentagonal monotile, which belongs to both the Type 1 and Type 7 families<sup>9</sup> (see the convex pentagon of the intersection “ $T_1 \cap T_7$ ” in Figure 4). The relationship between the edge lengths and angles of the convex pentagon (i.e., the tile conditions) can be expressed in various manners, as shown in Figure 12. The notation in Figure 12(a) is adjusted such that the positions of the edge and vertex symbols correspond directly to the notations of the tile conditions of Types 1 and 7 in Figure 1. In contrast, if the values of angles  $A$  and  $B$  in Figures 12(b) or 12(c) are directly substituted into the angle relationship “ $2B + A = 360^\circ$ ” in Figure 9(a), this clearly does not hold. (It is important not to erroneously conclude that the convex pentagon in Figure 12 does not belong to the Type 7 family simply because the relationships in the formulas in the list do not hold with such a simple substitution.) For example, the notation of Figure 12(b) confirms that the tile conditions of Type 7 are satisfied by the notation of Figure 9(b), and the tile conditions of Type 1 are satisfied from  $C + D + E = 360^\circ$ . Although the notation in Figure 12(d) does not indicate the concrete values of each angle, these values (the same as those in Figure 12(a)) can be derived from the relationship formulas.

The appearance of the formula for the tile conditions expressed in the list of convex pentagonal monotiles will change depending on how the vertex and edge symbols of the convex pentagon are assigned, how the relationship between the vertices and edge lengths is selected, and how the “anterior side/posterior side” of the convex pentagon is set. “Type” is a classification based on the essentially different geometric properties possessed by convex pentagons. Therefore, to determine the Type family to which a certain convex pentagonal monotile belongs, the geometric properties of the convex pentagon need to be considered.

There are many convex pentagonal monotiles that can form tiling patterns that differ from the representative tilings of Type [16,28–31,33,34,42]. In particular, convex pentagonal

<sup>9</sup>For the convex pentagon in Figure 10, it can be observed that the property that “the sum of three consecutive angles is  $360^\circ$  (= the tile conditions of Type 1)” does not hold for all values of  $\alpha$ .

monotiles that belong to multiple Type families have the potential to form various tiling patterns [30, 31, 33, 34]. Thus, if a convex pentagon forms a tiling pattern that differs from the representative tilings in the list of 15 Type families of convex pentagonal monotiles, one should not immediately assume that it is an unknown convex pentagonal monotile. In the list, we usually adjust special cases, such as convex pentagonal monotiles belonging to multiple Type families, so that they are not used as example figures of convex pentagonal monotiles or representative tilings belonging to each Type family. For example, in the case of Type 7 in Figure 1, we present the tiling whose nodes (vertices of the tiling) are formed only by the relationships “ $2B + A = 360^\circ$ ,  $2E + C = 360^\circ$ ,  $2D + A + C = 360^\circ$ ” that can be derived from the tile conditions, and we present the convex pentagon whose tiling can be generated only by these relationships. (If a new tiling pattern with convex pentagonal monotiles is thought to be found, simply because the tiling pattern cannot be formed by the convex pentagons traced from the list, it is premature to assume that the convex pentagon forming the tiling pattern does not belong to the known Type family.) Furthermore, the classification of the Type families and the classification of tiling patterns are different. As the tiling patterns that can be formed by convex pentagonal monotiles are innumerable, it is difficult to determine whether a tiling pattern is already known.

## Appendix B

In this section, we consider convex pentagonal monotiles that require the use of reflected tiles during the tiling generation process. However, in this discussion, convex pentagons with line symmetry are excluded because they do not have a distinction between their anterior and posterior (reflected) sides.

As mentioned in Section 2, convex pentagonal monotiles in  $T_1$ ,  $T_3$ ,  $T_4$ ,  $T_5$ , or  $T_6$  can generate tilings without the use of reflected tiles. Considering the Venn diagram in Figure 3 and the list in Figure 4, convex pentagonal monotiles that are not contained in  $T_1$ ,  $T_3$ ,  $T_4$ ,  $T_5$ , or  $T_6$  correspond to convex pentagonal monotiles belonging only to the Type 2 family, convex pentagonal monotiles belonging to the Types 7–12 families that are not contained in  $T_1$ , and convex pentagonal monotiles belonging to the Types 13–15 families<sup>10</sup>. Among these, because each convex pentagonal monotile in the Types 14 and 15 families has a fixed shape and can only generate the specific tilings of each type shown in Figure 1, it is evident that they cannot generate tilings without the use of reflected tiles. In contrast, it currently appears unclear whether all convex pentagonal monotiles without line symmetry in the remaining cases can generate tilings without the use of reflected tiles. Here, let  $T_{only-2}$  denote the set of convex pentagonal monotiles belonging only to the Type 2 family, and let  $T_{7to13}$  denote the set of convex pentagonal monotiles belonging to the Type 7–13 families. Then, the set of the above “remaining cases” can be expressed as  $T_{only-2} \cup (T_{7to13} \cap T_1^C)$ .

As described in Appendix A, the shape of convex pentagonal monotiles belonging to the Type 7 family can be modified by adjusting the remaining degrees of freedom. Consequently, it can be observed that cases exist in which the sum of certain interior angles equals  $360^\circ$ , in addition to the angle relationships “ $2B + A = 360^\circ$ ,  $2E + C = 360^\circ$ ,  $2D + A + C = 360^\circ$ ” that

<sup>10</sup>The convex pentagons contained in the intersections “ $T_2 \cap T_7$ ,  $T_2 \cap T_8$ , and  $T_2 \cap T_9$ ” in Figures 3 and 4 correspond to convex pentagonal monotiles belonging to the Types 7–12 families that are not contained in  $T_1$ . The convex pentagons in the other intersections correspond to convex pentagonal monotiles in  $T_1$ ,  $T_3$ ,  $T_4$ ,  $T_5$ , or  $T_6$ . Note that the equilateral convex pentagonal monotile in  $T_2 \cap T_8$  is excluded because this convex pentagon exhibits line symmetry (see Figure 4).

are derived from the tile conditions of Type 7 in Figure 1. For example, the convex pentagonal monotiles in  $T_2 \cap T_7$  shown in Figure 4 represent such cases. Clearly, these monotiles can form the representative tilings of Types 2 and 7, both of which require the use of reflected tiles. However, it remains unclear whether they can generate other tiling patterns, and if so, whether such patterns would also require the use of reflected tiles.

If a convex pentagonal monotile in  $T_x$  exhibits properties in which the sum of two or more interior angles equal  $360^\circ$  or  $180^\circ$ , in addition to those derived from the tile conditions of Type  $x$ , it may be able to generate tiling patterns other than the representative tilings of Type  $x$ <sup>11</sup>.

A search is conducted for all convex pentagonal monotiles in  $T_{only-2} \cup (T_{7to13} \cap T_1^C)$  that can generate tiling patterns other than the representative tilings of Types 2 and 7–13. If all such tiling patterns require the use of reflected tiles and the tiles do not exhibit line symmetry, the following conclusion can be drawn: “If convex pentagonal monotiles in the 15 Type families do not exhibit line symmetry and do not belong to the Type 1 or 3–6 families shown in Figure 1, then the convex pentagonal monotiles cannot generate tilings without the use of reflected tiles.”

## Appendix C

In general, when considering tilings, there are only a finite number of tile shapes that can be used. These finite-shape diagrams are called *prototiles*, and a set of prototiles admits tilings of the plane. The tiling generated by a set of prototiles can cover the plane infinitely. A set of prototiles is said to be *aperiodic* (i.e., an “aperiodic set of prototiles”) if copies of the prototiles can be assembled into tilings of the plane such that all tilings with the prototiles are non-periodic [4, 7, 40, 41].

The Penrose tiles are a well-known example of aperiodic set of prototiles. They are considered set consisting of two polygons with matching conditions [4, 7, 24, 40, 41]. Matching conditions specify how tiles must connect to form a valid tiling, which can sometimes be represented by assigning colors or orientations to specific edges of the prototiles.

A key problem regarding aperiodic set of prototiles, often referred to as the “einstein problem”, asks: “Is there a single aperiodic prototile (with or without a matching condition), that is, one that admits only non-periodic tilings by congruent copies?” [4]. Smith et al. addressed this problem by presenting solutions for concave diagram tiles without matching conditions [17, 18]. According to Smith et al. [17],  $\text{Tile}(a, b)$ , which can generate only non-periodic tiling, is an “aperiodic monotile,” in which all tiles are of the same size and shape; however, the tiling generation process requires the use of reflected tiles. According to Smith et al. [18], the tiles “Spectres,” which can generate only non-periodic tiling, do not require the use of reflected tiles during the tiling generation process<sup>12</sup>. The tiles are referred to as “chiral aperiodic monotiles.”

From Theorem 1, we obtained the following result [20–24].

<sup>11</sup>A convex pentagonal monotile in  $T_x$  can always form the representative tilings of Type  $x$ . However, it is not immediately clear from the fundamental relationships between the edge lengths and angles of the tile whether other tiling patterns can be generated. Furthermore, no complete classification is available of which convex pentagonal monotiles in  $T_x$  can generate which tiling patterns.

<sup>12</sup>Spectres can generate only non-periodic tiling using only one side, either anterior or posterior, even if it allows the use of reflected tiles during the tiling generation process.

**Theorem 2.** *In the convex polygonal monotiles that can generate an edge-to-edge tiling, no aperiodic monotile exists (without matching conditions other than edge-to-edge). (In other words, without matching conditions other than edge-to-edge, no convex polygonal monotile can be an aperiodic monotile.)*

In [13], Rao claimed that there is no convex polygon that allows only non-periodic tilings (without matching conditions).

## Appendix D

Let  $P$  be a tile on the Euclidean plane. A *corona* of  $P$  is the collection consisting of the centrally placed original  $P$  and its surrounding layer of congruent copies of  $P$ . The corona is formed without gaps or overlaps (except at the boundaries of  $P$ ). The first corona is the collection of all tiles that share a boundary point with a centrally placed tile (including the original tile itself) [6, 7, 26].

The first coronas of all tiles in isohedral tilings have the same shape. (Remark: If coronas have the same shape as their reflected counterparts, they are considered to be of the same type.) Therefore, in the representative tilings of Types 1–5 shown in Figure 1, which correspond to isohedral tilings, the shapes of the first coronas of each convex pentagonal monotile forming the translation units are of a single type (see Figure 13). In contrast, in the representative tilings of Types 6–9 and 11–13 shown in Figure 1, which correspond to 2-isohedral tilings, the shapes of the first coronas of each convex pentagonal monotile forming the translation units are of two distinct types (see Figures 14–16). Furthermore, in the representative tilings of Types 10, 14, and 15 shown in Figure 1, which correspond to 3-isohedral tilings, the shapes of the first coronas of each convex pentagonal monotile forming the translation units are of three distinct types (see Figures 17 and 18).

All convex pentagonal monotiles in  $T_6$  can generate edge-to-edge tilings, as shown in Figure 19, using reflected tiles, because the belts they form through vertical translation in the same direction can be freely connected horizontally. As shown in Figure 19, convex pentagonal monotiles in  $T_6 \cap T_1^C$  (i.e., convex pentagonal monotiles belonging to the Type 6 family that are not contained in  $T_1$ ) can generate 4-isohedral tilings owing to the free combinatorial properties of these belts when reflected tiles are used<sup>13</sup>. Based on the above properties and the Venn diagram in Figure 3, and considering that convex pentagonal monotiles that can generate isohedral tilings belong to at least one of the Type 1–5 families shown in Figure 1 [7, 12, 16, 42, 43], convex pentagonal monotiles that belong only to the Type 6 family (i.e., convex pentagonal monotiles in  $(T_6 \cap T_1^C) \cap T_2^C$ )<sup>14</sup> are anisohedral tiles that can generate two types of tilings: 2-isohedral and 4-isohedral. Furthermore, they are classified as convex polygonal anisohedral tiles that can generate multiple types of  $k$ -isohedral tilings.

<sup>13</sup>Based on the Venn diagram in Figure 3, a convex pentagonal monotile in  $T_1 \cap T_6$  corresponds to the convex pentagon in  $T_1 \cap T_5 \cap T_6$  as shown in Figure 4. The intersection “ $T_1 \cap T_5 \cap T_6$ ” contains one fixed shape that exhibits line symmetry. Due to this property, the shapes of the first coronas are still of two types (i.e., the tiling is 2-isohedral) when it generates the tiling shown in Figure 19 using the reflected tile. Therefore, the case of the pentagon in  $T_1 \cap T_6$  (i.e.,  $T_1 \cap T_5 \cap T_6$ ) is excluded.

<sup>14</sup>According to the Venn diagram in Figure 3, the correct expression should be “convex pentagonal monotile in  $((T_6 \cap T_1^C) \cap T_2^C) \cap T_5^C$ .” However, the convex pentagonal monotile in  $T_5 \cap T_6$  corresponds solely to the convex pentagon in  $T_1 \cap T_5 \cap T_6$ , as shown in Figure 4. Therefore, “convex pentagonal monotile in  $(T_6 \cap T_1^C) \cap T_2^C$ ” and “convex pentagonal monotile in  $((T_6 \cap T_1^C) \cap T_2^C) \cap T_5^C$ ” are identical.



It is possible that convex polygonal anisohedral tiles that can generate multiple types of  $k$ -isohedral tilings are exclusively convex pentagonal monotiles that belong only to the Type 6 family. First, there are no anisohedral tiles for triangular, convex quadrilateral, or convex hexagonal monotiles, and no convex polygonal monotiles with seven or more edges [3,7,8,11,14,43]. Next, if Rao's claim [13] is correct, there are no convex polygonal anisohedral tiles other than convex pentagonal monotiles that are not contained in  $T_1$ ,  $T_2$ ,  $T_3$ ,  $T_4$ , or  $T_5$ . Consequently, considering the Venn diagram in Figure 3 and the list in Figure 4, it follows that there are no convex polygonal anisohedral tiles other than convex pentagonal monotiles belonging to the Type 6–15 families that are not contained in  $T_1$  or  $T_2$ . Furthermore, convex pentagonal monotiles that belong to the Type 7–15 families require reflected tiles to form the representative tilings of each Type. (Unlike the convex pentagonal monotiles that belong to the Type 6 family, the representative tilings use reflected tiles.) Based on these observations, we conjecture that it is unlikely that convex pentagonal monotiles belonging to the Type 7–13 families, which are not contained in  $T_1$  or  $T_2$ , can generate multiple types of  $k$ -isohedral tilings.

To verify whether this conjecture is correct, it is necessary to determine whether all convex pentagonal monotiles in  $(T_w \cap T_1^C) \cap T_2^C$  (i.e., convex pentagonal monotiles belonging only to the Type  $w$  family<sup>15</sup>, where  $w = 6 - 13$ ) can generate tiling patterns other than the representative tilings of Type  $w$ . If such tiling patterns exist, further investigation into their properties will be required (note that this investigation is similar to that described in Appendix B). We believe that investigating convex pentagonal monotiles with  $w = 6$  (i.e., those that belong only to the Type 6 family) is important, as there may be cases analogous to the convex pentagonal monotile in  $T_1 \cap T_5 \cap T_6$ .

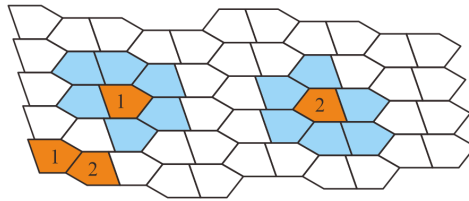
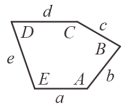
Some examples of 2-isohedral, 3-isohedral, 4-isohedral, and 6-isohedral tilings formed by convex pentagonal monotiles are presented in [16]. However, the convex pentagonal monotiles that form these tilings appear to be able to generate isohedral tilings as well (i.e., they are not anisohedral tiles).

---

<sup>15</sup>Considering the Venn diagram in Figure 3 and the list in Figure 4, convex pentagonal monotiles in  $(T_w \cap T_1^C) \cap T_2^C$  (i.e., convex pentagonal monotiles belonging to the Type  $w$  family, which are not contained in  $T_1$  or  $T_2$ ) are convex pentagonal monotiles belonging only to the Type  $w$  family.

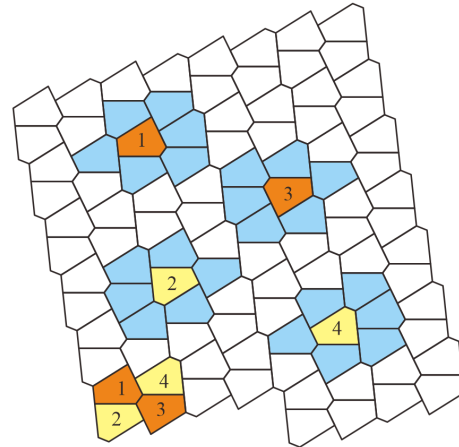
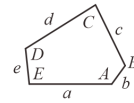
Type 1

$$A + B + C = 360^\circ.$$



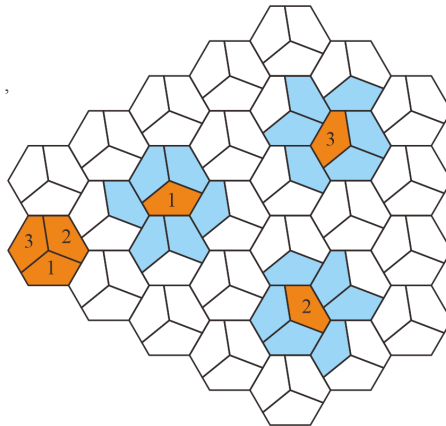
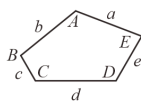
Type 2

$$A + B + D = 360^\circ, \\ a = d.$$



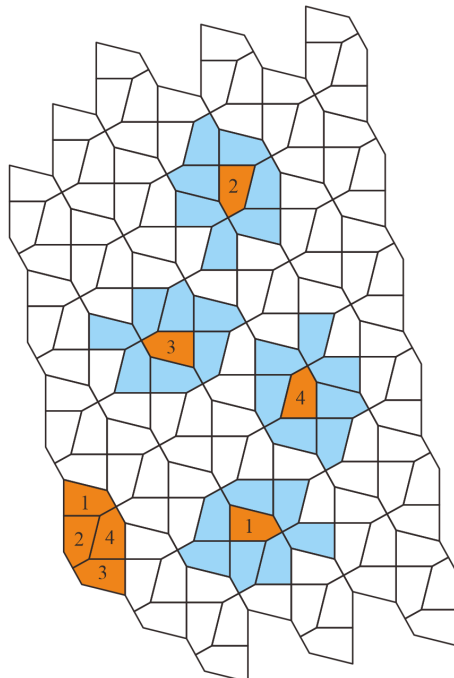
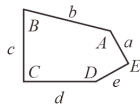
Type 3

$$A = C = D = 120^\circ, \\ a = b, d = c + e.$$



Type 4

$$C = E = 90^\circ, \\ a = e, c = d.$$



Type 5

$$A = 120^\circ, \\ C = 60^\circ, \\ a = b, c = d.$$

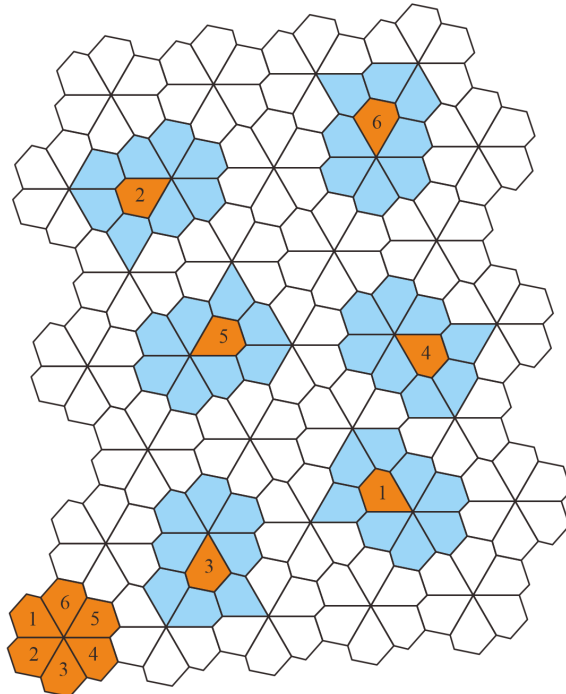
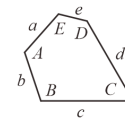
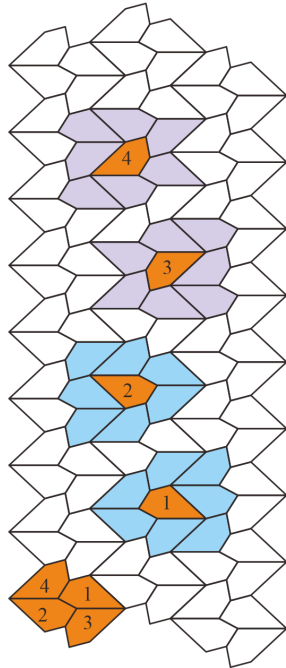
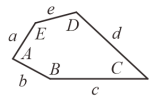


Figure 13: Isohedral representative tilings of Types 1–5 and the first coronas of each convex pentagonal monotile that constitutes their translation units.

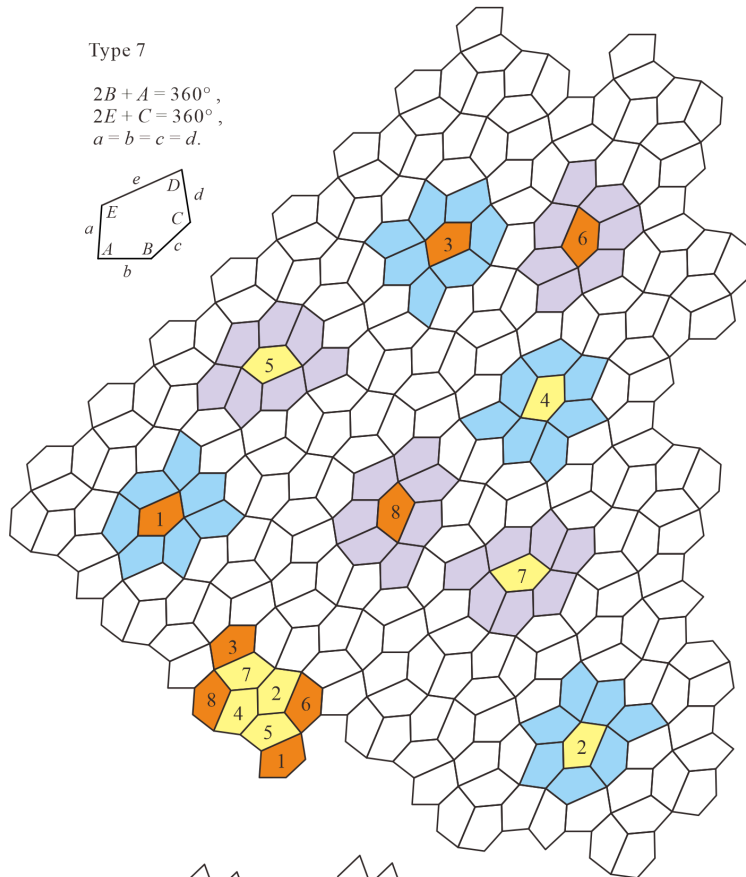
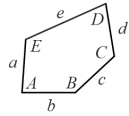
Type 6

$$\begin{aligned} A+B+D &= 360^\circ, \\ A &= 2C, \\ a &= b = e, c = d. \end{aligned}$$



Type 7

$$\begin{aligned} 2B+A &= 360^\circ, \\ 2E+C &= 360^\circ, \\ a &= b = c = d. \end{aligned}$$



Type 8

$$\begin{aligned} 2A+B &= 360^\circ, \\ 2D+C &= 360^\circ, \\ a &= b = c = d. \end{aligned}$$

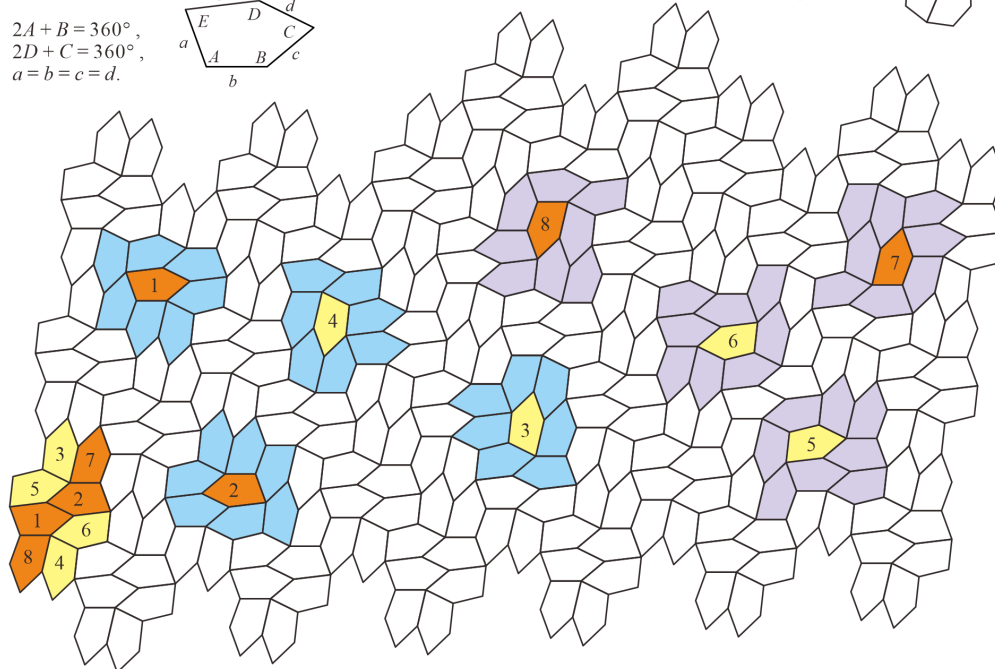
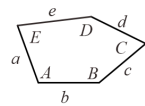
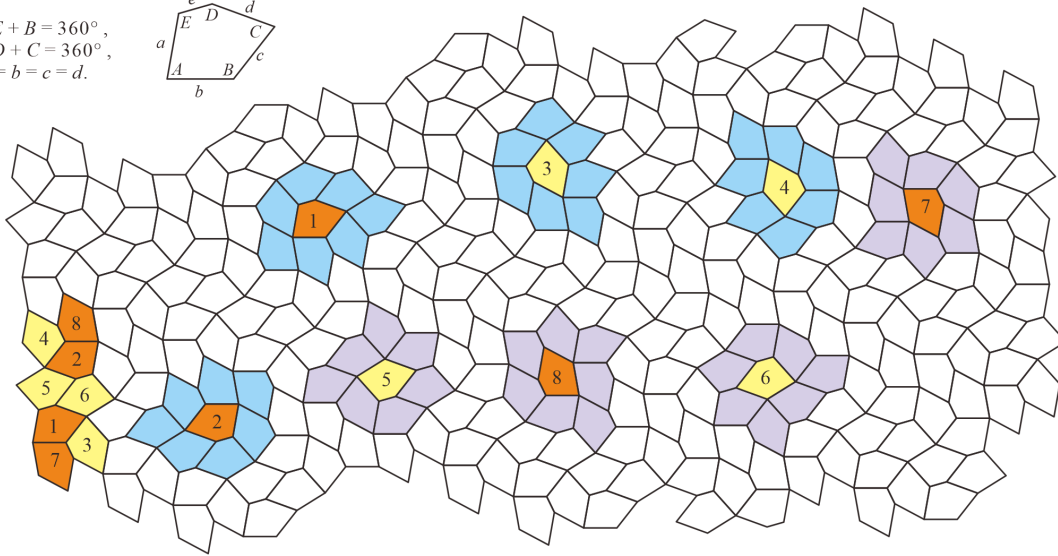
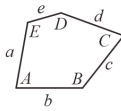


Figure 14: 2-isohedral representative tilings of Types 6–8 and the first coronas of each convex pentagonal monotile that constitutes their translation units.

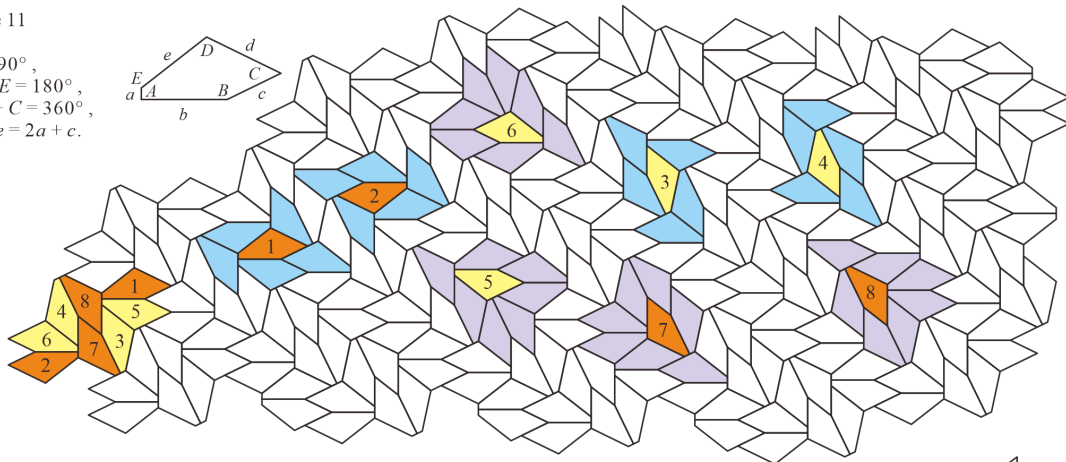
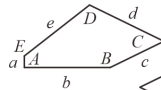
Type 9

$$\begin{aligned} 2E + B &= 360^\circ, \\ 2D + C &= 360^\circ, \\ a &= b = c = d. \end{aligned}$$



Type 11

$$\begin{aligned} A &= 90^\circ, \\ C + E &= 180^\circ, \\ 2B + C &= 360^\circ, \\ d &= e = 2a + c. \end{aligned}$$



Type 12

$$\begin{aligned} A &= 90^\circ, \\ C + E &= 180^\circ, \\ 2B + C &= 360^\circ, \\ 2a &= d = c + e. \end{aligned}$$

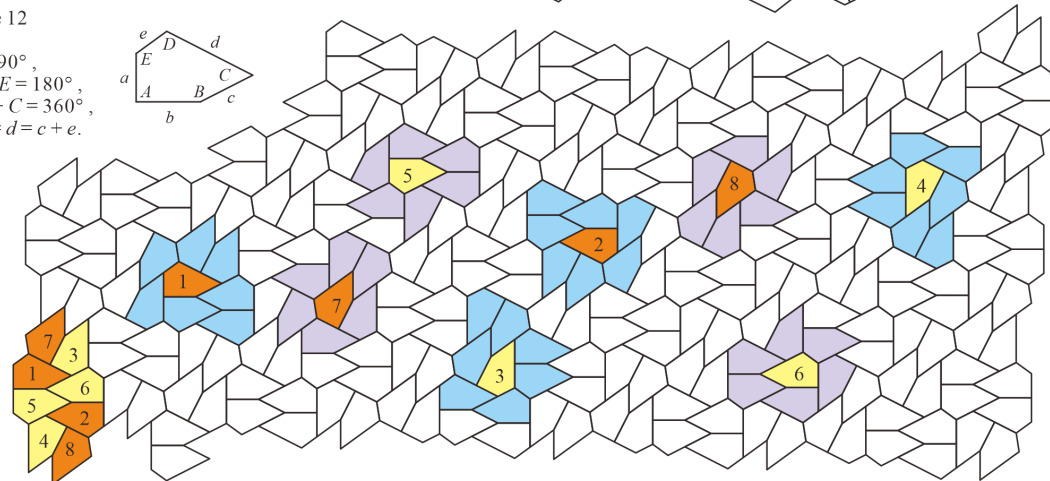
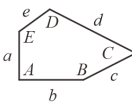


Figure 15: 2-isohedral representative tilings of Types 9, 11, and 12 and the first coronas of each convex pentagonal monotile that constitutes their translation units.

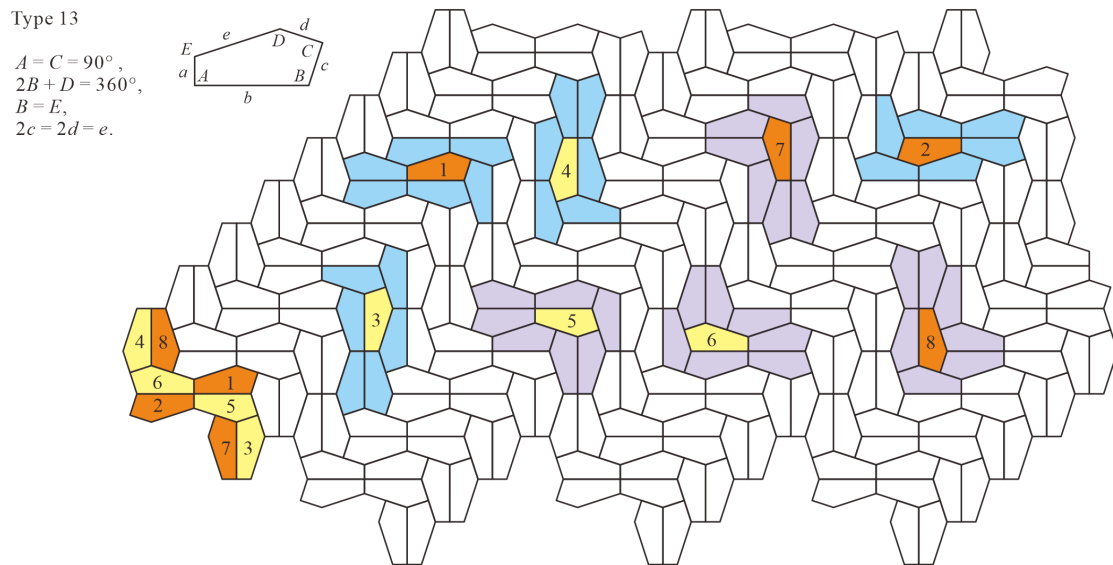


Figure 16: 2-isohedral representative tiling of Types 13 and the first coronas of each convex pentagonal monotile that constitutes the translation unit.

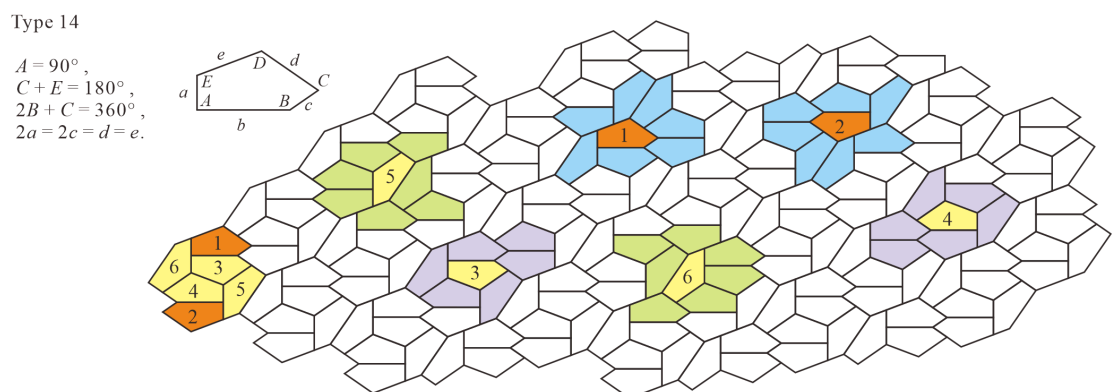
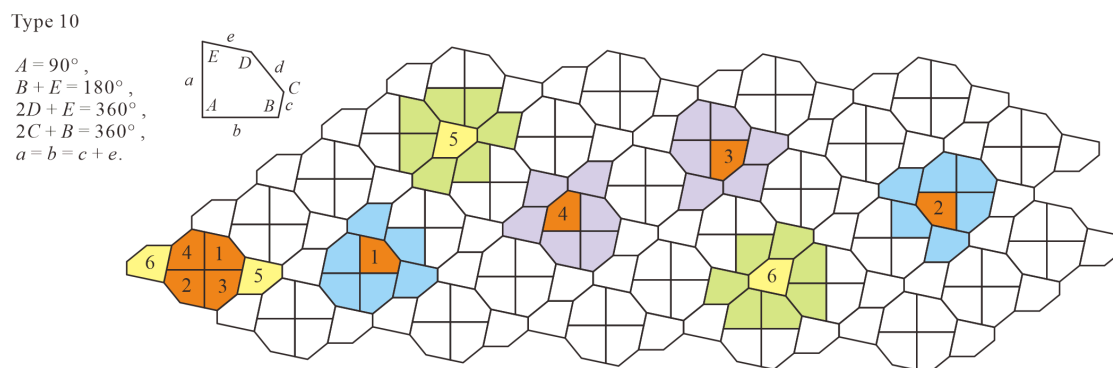


Figure 17: 3-isohedral representative tilings of Types 10 and 14 and the first coronas of each convex pentagonal monotile that constitutes their translation units.

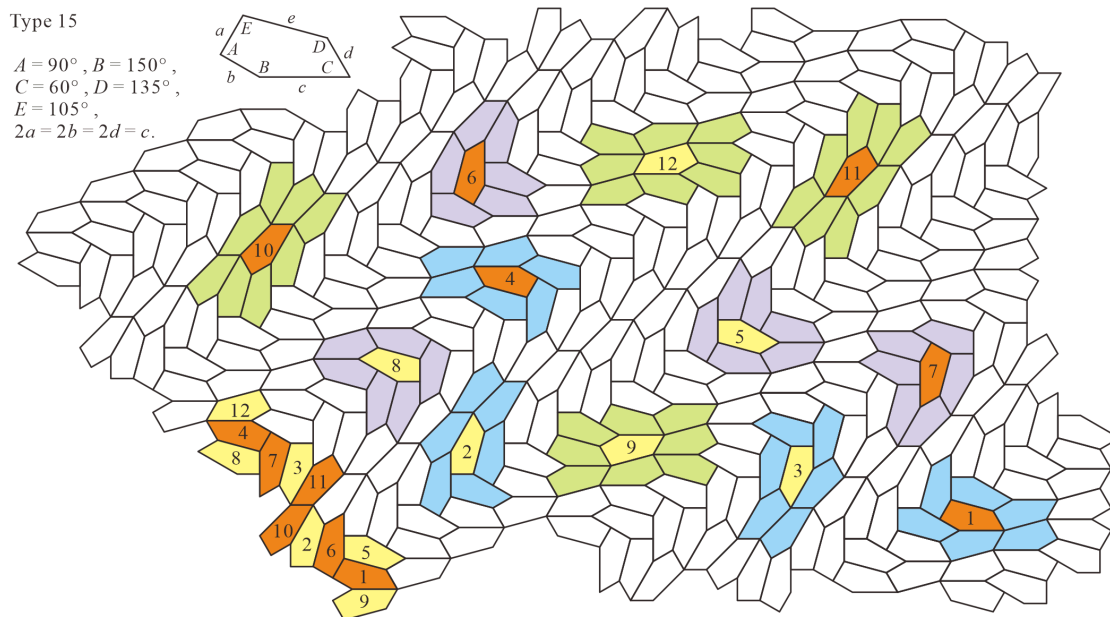


Figure 18: 3-isohedral representative tiling of Type 15 and the first coronas of each convex pentagonal monotile that constitutes the translation unit.

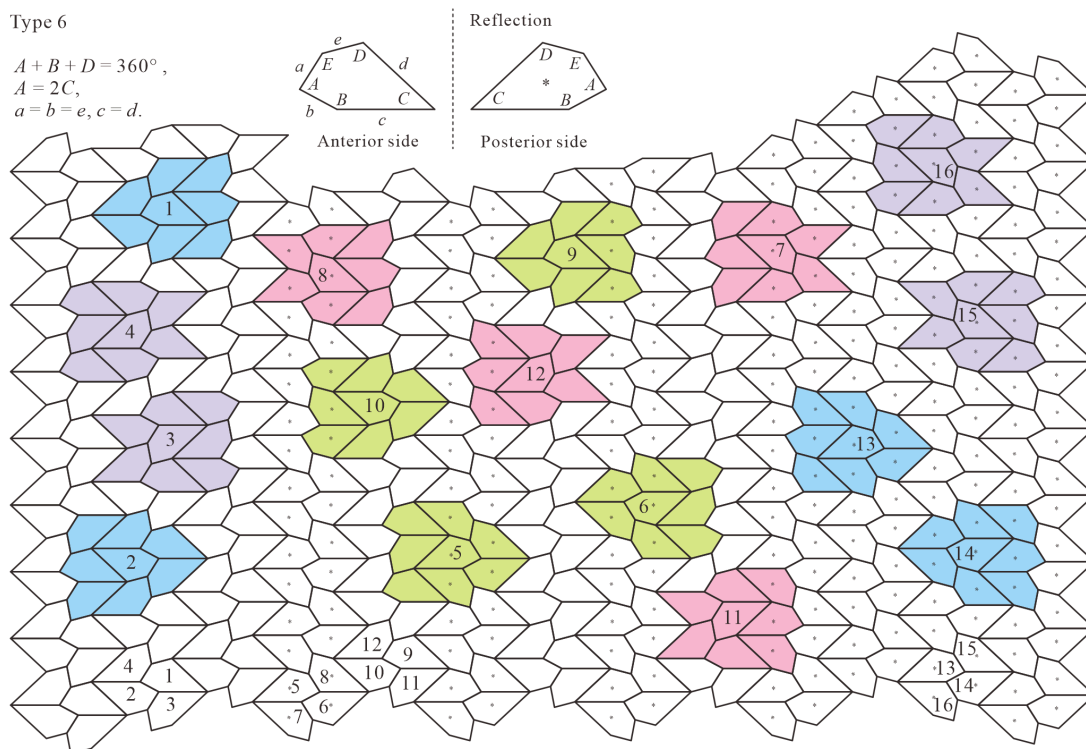


Figure 19: 4-isohedral tiling generated by convex pentagonal monotiles belonging only to the Type 6 family. (In this figure, the convex pentagons corresponding to the reflected tiles are marked with an asterisk “\*.”)