

From My View to Yours: Ego-Augmented Learning in Large Vision Language Models for Understanding Exocentric Daily Living Activities

Dominick Reilly Manish Kumar Govind Srijan Das

University of North Carolina at Charlotte

<https://github.com/dominickrei/EgoExo4ADL>

dreilly1@charlotte.edu

Abstract

Large Vision Language Models (LVLMs) have demonstrated impressive capabilities in video understanding, yet their adoption for Activities of Daily Living (ADL) remains limited by their inability to capture fine-grained interactions and spatial relationships. This limitation is particularly evident in ADL tasks, where understanding detailed human-object interaction and human-centric motion is crucial for applications such as elderly monitoring and cognitive assessment. To address this, we aim to leverage the complementary nature of egocentric views to enhance LVLM’s understanding of exocentric ADL videos. Consequently, we propose an **online ego2exo distillation** approach to learn ego-augmented exo representations in LVLMs. While effective, this approach requires paired ego-exo training data, which is impractical to collect for real-world ADL scenarios. Consequently, we develop **EgoMimic**, a skeleton-guided method that can generate mimicked ego views from exocentric videos. We find that the exo representations of our ego-augmented LVLMs successfully learn to extract ego-perspective cues, demonstrated through comprehensive evaluation on six ADL benchmarks and our proposed **EgoPerceptionMCQ** benchmark designed specifically to assess egocentric understanding from exocentric videos. Code, models, and data will be open-sourced.

1. Introduction

The wide-scale adoption of Large Language Models (LLMs) and availability of large-scale video instruction data has led to the emergence of Large Vision-Language Models (LVLMs) with impressive video understanding capabilities. Learning representations for Activities of Daily Living (ADL) in LVLMs is a particularly promising direction, especially for healthcare applications such as monitoring the elderly, assessing cognitive decline, and assistive robotics.

However, current LVLMs struggle to understand ADL due to two key challenges. First, existing models are pri-

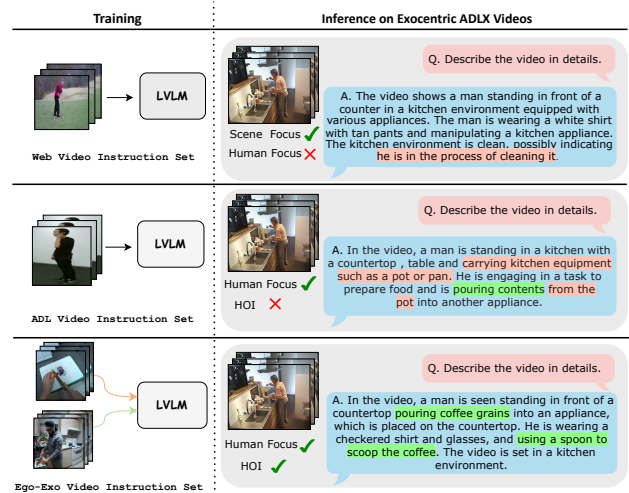


Figure 1. **Top:** LVLMs trained on web videos capture scene context but miss human-centric details. **Middle:** Domain-specific training improves human focus but struggles with fine-grained interactions. **Bottom:** Our approach learns ego-augmented LVLMs to enhance understanding of ego cues in exo videos.

marily trained on large-scale web videos [23, 28] featuring sports clips [10] and movie scenes [5, 56], which consist mainly of subject-centered frames with prominent motion. This training distribution differs from ADL videos which contain subtle motions [16] and complex human-object interactions [6]. Second, the practical constraints of collecting ADL data results in datasets predominantly captured from exocentric (exo) cameras. While this perspective provides a comprehensive view of the scene, it often fails to capture the fine-grained details that are crucial to address the complex challenges of ADL.

Inspired by recent work on collecting time-synchronized egocentric (ego) and exocentric videos [34, 51], we propose learning ego-augmented exo representations in LVLMs to address the challenges of ADL. The ego perspective nat-

urally captures detailed views of hands and objects being manipulated, providing fine-grained cues that are often unclear from the exo perspective. While previous work has explored knowledge transfer from exo to ego representations [35, 63], we investigate the inverse direction and leverage the detailed interaction cues from ego views to enhance exo understanding. This raises the question: *what strategies are effective for ego-augmented exo representation learning in LVLMs?* We observe that learning independent embedding spaces for each perspective is more effective than approaches that unify them into a shared space. This separation enables effective knowledge transfer through distillation, we dub as **online ego2exo distillation**, which we find to be the most effective way to learn ego-augmented exo representations in LVLMs. This finding is validated through evaluation on various benchmarks designed to measure LVLMs understanding of ADL [49], as well as a novel proposed benchmark, EgoPerceptionMCQ, specifically designed to measure LVLMs ego understanding from exo videos. EgoPerceptionMCQ is generated through a systematic process leveraging synchronized ego-exo videos from EgoExo4D [25]. EgoPerceptionMCQ consists of over 5,000 multiple-choice questions that probe LVLMs understanding of hand movements, object interactions, and spatial relationships from exo videos.

LVLMs trained with time-synchronized ego-exo video pairs [25] using online ego2exo distillation, presents a challenge when training on ADL datasets, where the ego perspective is typically unavailable due to the invasive nature of wearable cameras and the complexity associated with syncing cameras across multiple devices. This challenge raises our second question, *how can ego-augmented exo representations be learned when only the exo perspective is available?* Recent methods have attempted to pair unpaired videos by aligning them temporally [67] or using language semantics [64], which works well when ego and exo data being paired shares similar semantics and action distributions, as seen in datasets like ego tennis forehand [67] or between Ego4D [24] and HowTo100M [43]. However, this approach is challenging to apply for ADL, where capturing long, “boring” ADL activities is not as common or interesting as recording more engaging activities like *cooking*, which are more likely to be publicly available [15, 30, 73]. Other methods, such as EMBED [20] and Exo2EgoDVC [44], imitate ego perspectives by cropping the hand object regions from exo videos in HowTo100M. However, these approaches are insufficient for ADL, where hands are not always central to the activity being performed. Instead, the entire human skeleton has proven to be an important modality for understanding ADL understanding [7, 48], as it captures the nuanced body motions characterizing different actions. Consequentially, we propose **EgoMimic**, which leverages the motion of human skeleton

joints to generate mimicked ego views from exo videos. By analyzing the motion of human joints over time, EgoMimic identifies the most salient regions and crops the exo video accordingly, creating a mimicked ego perspective and effectively enabling training LVLMs with online ego2exo distillation. To summarize our contributions:

- We introduce the first LVLm that learns ego-augmented exo representations, enabled through Online ego2exo distillation for understanding exo ADL videos.
- We propose EgoMimic, a skeleton-guided method for generating mimicked ego perspectives from exo videos, enabling the training of online distillation ego2exo in scenarios where collecting ego and exo pairs is impractical.
- To quantify the ego understanding of our learned ego-augmented exo representations, we introduce the EgoPerceptionMCQ benchmark, consisting of over 5,000 multiple-choice questions to evaluate LVLMs understanding of ego cues from exo videos.

2. Related Work

ADL Representation Learning. While video representation learning has advanced with 3D CNNs [11, 22, 38, 59] and video transformers [4, 8, 21, 36, 41], models optimized on web videos often struggle with complex ADL videos [17, 40, 52, 54, 60]. Human skeleton-based approaches [12, 26, 53, 68] excel in understanding body motion and skeleton action recognition but lack the appearance information needed to model human-object interactions, which is crucial for ADL. To address ADL challenges, several methods combine RGB and pose modalities [1, 18, 29], yet they rely on skeletons at test time, adding computational expense and potential noise in real-world applications. Approaches like Pi-ViT [48] and VPN++ [19] bypass 3D skeletons at test time through knowledge distillation, transferring information from skeletons to RGB. However, these methods lack the generalized representations of LVLMs and do not leverage egocentric data to enhance discriminative action representations. In contrast, we are the first to use egocentric data to learn ADL representations for the exocentric perspective.

Ego-Exo Video Representation Learning. Learning from egocentric (ego) and exocentric (exo) perspectives has been explored in various approaches for video understanding. Prior works can be categorized [57] into joint-learning and perspective transfer approaches. Joint learning approaches [44, 55, 64, 65, 67, 69] aim to learn a unified representation space for both perspectives. For example, Actor and Observer [55] trains a dual-stream CNN to contrastively align ego and exo features, while AE2 [67] uses temporal-alignment as a contrastive learning objective. In real-world scenarios where only a single perspective is available for inference, perspective transfer approaches [3, 35, 45, 47, 61, 63] aim to leverage knowledge

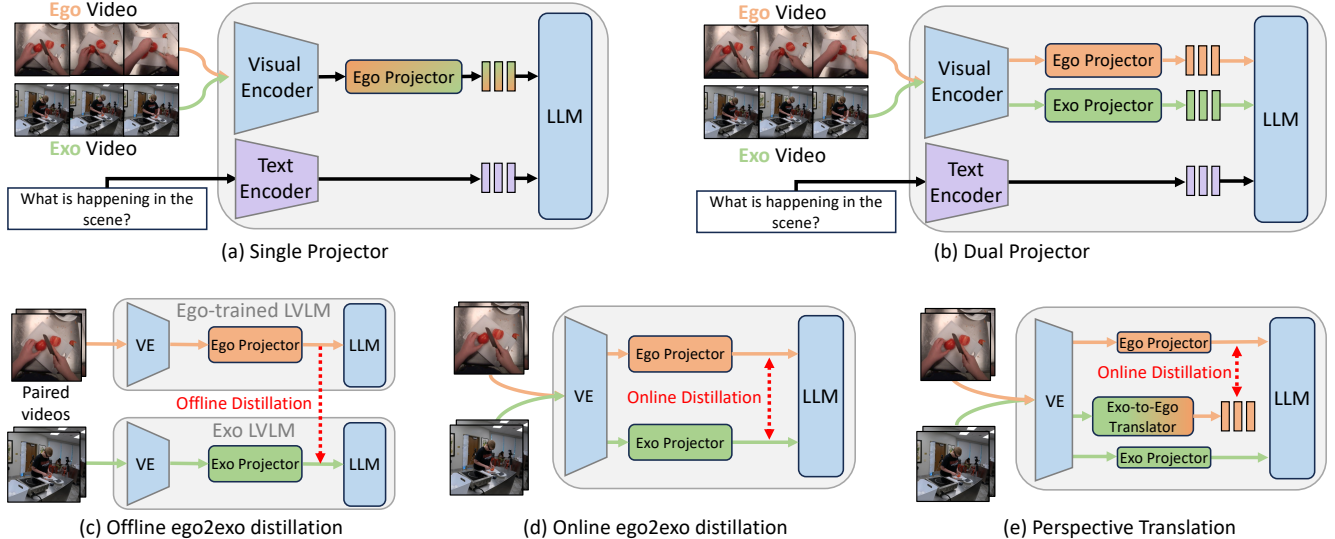


Figure 2. **Ego-augmented LVLM training strategies.** (a) Single projector learns a unified mapping and can be trained on ego, exo, or both perspectives. (b) Dual projector learns independent projectors through joint ego-exo training, maintaining perspective-specific representations. (c) Offline distillation transfers knowledge from a pre-trained ego model to an exo model. (d) Online ego2exo distillation transfers knowledge between simultaneously trained projectors. (e) Perspective translation incorporates an additional exo-to-ego translator in order to preserve exo understanding.

from one perspective to enhance understanding of the other. For example, Ego-Exo [35] uses ego auxiliary tasks to pre-train a 3D-CNN on exo videos. Quattrocchi *et al.* distills knowledge from an exo-trained teacher to an ego student. While these approaches demonstrate the value of cross-perspective transfer, existing approaches focus on transferring knowledge from exo to ego. In contrast, our work explores the inverse direction of learning ego-augmented exo representations. Furthermore, unlike prior works that focus on traditional video understanding frameworks, we investigate ego-exo representation learning in the context of large vision-language models.

Large Vision Language Models for Video Advancements in Large Language Models [9, 13, 58] and large-scale video-text datasets [32, 66, 71, 72] have led to Large Vision Language Models (LVLMs) [27, 31, 37, 42, 70, 71] with impressive video understanding capabilities. While many existing LVLMs contain a mix of ego [24] and exo perspective videos in their training data, the perspectives are not distinguished during training. Our work is the first to investigate how ego-exo can be used to train LVLMs, validated on exocentric ADL videos.

3. Method

Preliminary. In this section, we provide an overview of Large Vision Language Models [42] (LVLMs). Consider a video $v \in \mathbb{R}^{T \times H \times W \times 3}$, where T is the number of frames, $H \times W$ is the spatial resolution, and an associated QA pair containing a question q and its corresponding answer a . The

video-instruction pairs used to train the LVLM can be denoted as $\mathcal{X} = \{(v_i, q_i, a_i)\}_{i=1}^N$, where the training distribution contains N samples, and $x_i = (v_i, q_i, a_i)$ represents the i 'th video-QA pair. A frozen pre-trained visual encoder, CLIP-L/14 [46], is then used to extract visual features from the video v_i , denoted as f_i .

Vicuna [13] is selected as the LLM in the LVLM, with its parameters θ_{LLM} kept frozen. The primary goal of the LVLM training is to achieve vision-language understanding capability through the introduction of visual information into the language model's embedding space. Initially, the visual features f_i do not share a common embedding space with the language model, and a mapping between them must be learned [39]. For this, a learnable feature projector, $\phi(\cdot)$, is used to project the visual features f_i into the embedding space of the language model. The projected visual features $\phi(f_i)$ and question q_i are then input to the language model following the template:

USER: $\langle q_i \rangle \langle \phi(f_i) \rangle$ Assistant:

During training, the language model iterates over samples in the video-QA pairs, \mathcal{X} , and processes the video v_i and question q_i to generate next token predictions. The LVLM is trained using an auto-regressive loss as

$$\mathcal{L}_{LLM} = - \sum_{t=1}^T \log Pr(x_t | x_{<t}; \theta_{LLM}) \quad (1)$$

where T is the length of the input sequence and $Pr(x_t | x_{<t}; \theta)$ is the probability of the token x_t given the preceding tokens $x_{<t}$ (all tokens before x_t).

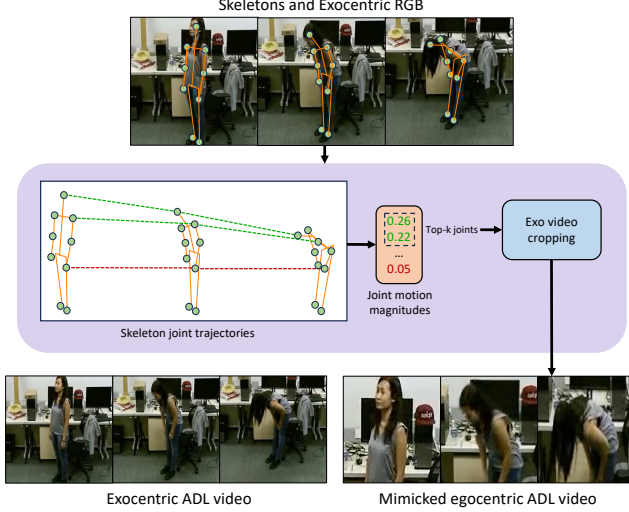


Figure 3. **EgoMimic: Skeleton-guided ego view generation.** Our method computes motion magnitudes across skeleton joints to identify regions of significant activity in exocentric videos. The joints with highest temporal motion guide the cropping of ego-like views that focus on interaction regions.

Overview. In the typical LVLM training paradigm, all videos are processed identically regardless of their perspective. This results in models that fail to leverage the complementary visual cues available between ego and exo perspectives. In contrast, we take advantage of these complementary cues to learn ego-augmented exo representations, enabling LVLMs to infer ego cues from exo videos at inference, when only exo videos are available. Consequently, in this section we (1) propose various strategies to learn ego-augmented exo representations in LVLMs and (2) present EgoMimic, a skeleton-guided cropping strategy for imitating ego views in exo-only datasets.

3.1. Strategies for Learning Ego-augmented Exo Representations in LVLMs

We first introduce strategies for learning ego-augmented exo representations in LVLMs. Here, we assume the availability of time synchronized ego-exo videos for training, resulting in the video-instruction pairs, $\mathcal{X}^{egoexo} = \{x_i^{egoexo} = (v_i^{ego}, v_i^{exo}, q_i, a_i)\}_{i=1}^N$, where v_i^{ego} and v_i^{exo} correspond to synced videos captured from the ego and exo perspectives. Let f_i^{ego} and f_i^{exo} denote the corresponding visual features extracted from the visual encoder. This setting with time-synchronized videos provides an ideal test bed for evaluating different strategies of learning ego-augmented exo representations in LVLMs.

Projection-based Strategies. These strategies introduce specialized projectors to map the ego and exo perspectives to the embedding space of the language model, and can be categorized as *single projector* or *dual projector*. Single projector adopts the typical vanilla LVLM architecture us-

ing a single feature projector, $\phi^p(\cdot)$ where p indicates the training perspective(s), to learn a unified mapping from ego and exo perspectives to the language model’s embedding space. In contrast, the dual projector strategy deploys two distinct feature projectors, one ego projector ϕ^{ego} and one exo projector ϕ^{exo} . After obtaining the visual features of each perspective, f_i^{ego} and f_i^{exo} , they are passed to their respective projectors and input jointly to the language model along with the question q_i using the following template:

USER: $\langle q_i \rangle \langle \phi^{ego}(f_i^{ego}) \rangle \langle \phi^{exo}(f_i^{exo}) \rangle$ Assistant:

Unlike the unified mapping learned by a single projector, the dual projector strategy enables the learning of independent, perspective-specific mappings. However, the LVLM’s predictions are generated from the joint distribution of the ego and exo inputs as

$$\mathcal{L}_{LLM} = - \sum_{t=1}^T \log Pr(x_t^{egoexo} | x_{<t}^{egoexo}; \theta_{LLM}) \quad (2)$$

This loss computation imposes each projector’s updates dependent on contributions from both the ego and exo projectors while using dual projectors in training LVLM.

Knowledge Distillation Strategies. Knowledge distillation (KD) enables the transfer of knowledge from one neural network to another. As we aim to learn ego-augmented exo representations, distillation serves as a natural strategy to learn egocentric cues in exocentric representations. We explore three different distillation strategies in our work. In Offline ego to exo distillation (**Offline ego2exo**), an LVLM trained solely on ego videos serves as a teacher for training an LVLM solely on exo videos. Specifically, the projector outputs of a *frozen* ego-trained LVLM $\phi^{ego}(f_i^{ego})$, are distilled to the projector outputs of the exo LVLM $\phi^{exo}(f_i^{exo})$ during training. Online ego to exo distillation (**Online ego2exo**) is similar to Offline ego2exo, but differs in that ϕ^{ego} and ϕ^{exo} are *both* trainable. The total loss for online and offline ego2exo based LVLMs is a convex optimization of the distillation loss and \mathcal{L}_{LLM} , defined as:

$$\mathcal{L}_{total} = \|\phi^{ego}(f_i^{ego}) - \phi^{exo}(f_i^{exo})\|^2 + \mathcal{L}_{LLM} \quad (3)$$

The third strategy, perspective translation (**PTrans**), addresses a potential limitation of directly distilling ego cues into exo representations—namely the loss of exo understanding. PTrans consists of an LVLM trained with three projectors: ego ϕ^{ego} , exo ϕ^{exo} , and exo-to-ego $\phi^{exo2ego} \in \mathbb{R}^{d_i}$. The exo-to-ego projector aims to *translate* exo features to ego features while retaining the exo representations of ϕ^{exo} , providing a way to capture ego cues from exo videos without sacrificing exo understanding. The exo-to-ego projector receives exo visual features as input and its outputs are distilled from $\phi^{ego}(f_i^{ego})$. Here, the total loss to train the LVLM is defined as:

$$\mathcal{L}_{total} = \|\phi^{ego}(f_i^{ego}) - \phi^{exo2ego}(f_i^{exo})\|^2 + \mathcal{L}_{LLM} \quad (4)$$

During training, the features of $\phi^{exo2ego}$ are not used as input to the language model to avoid representation collapse and reduce computation.

Inference Configuration. Our models enable different inference configurations based on their training. In the case of single projector, this equates to the perspective(s) used to train the projector, while multi-projector approaches (Online ego2exo, offline ego2exo, and PTrans) are more flexible, allowing any single projector or combination to be used. This provides a unique lens from which to understand the representations learned by each projector, and is explored in Section 5.2.

3.2. EgoMimic: Skeleton Guided Ego Imitation

To learn Ego-augmented Exo representations with instruction tuning in LVLMs on exo-only ADL datasets, we propose *EgoMimic*, a method for imitating the egocentric perspective from exocentric videos. Human skeleton information provides insights into the key joints that characterize different actions, especially for ADL [48, 50]. Based on this, we hypothesize that egocentric attention will be concentrated towards joints that are most relevant to the action being performed. EgoMimic exploits this, using human skeleton information to generate imitated ego videos (i.e., mimicked ego videos).

EgoMimic is guided by the motion of the human skeleton joints over time. Specifically, let $\mathbf{S}_i \in \mathbb{R}^{T \times J \times 2}$ represent the 2D skeleton sequence of the video v_i^{exo} , containing T frames and the 2D spatial coordinates of J human joints. EgoMimic first computes motion magnitudes of each human joint across the video as

$$\mathcal{M}_i = \frac{1}{T} \sum_{t=1}^{T-1} \|\mathbf{S}_i^{t+1} - \mathbf{S}_i^t\|_2 \quad (5)$$

where $\mathcal{M}_i \in \mathbb{R}^J$ represents the motion magnitudes of the joints in the video, and \mathbf{S}_i^t are the 2D skeleton joints at frame t . Prior to computing \mathcal{M}_i , skeletons are centered and normalized with respect to the first frame. Then, the Top- K joints with the largest motion magnitude are selected and their coordinates are used to crop the exo video, generating the mimicked ego video. Thus, the mimicked ego video, $v_i^{\overline{ego}}$, can be computed from \mathcal{M}_i and v_i^{exo} as follows

$$\begin{aligned} \mathcal{M}_i^k &= \text{Top-}K(\mathcal{M}_i) \\ v_i^{\overline{ego}} &= \text{Crop}(v_i^{exo}, \mathcal{M}_i^k) \end{aligned} \quad (6)$$

where $\mathcal{M}_i^k \in \mathbb{R}^k$ are the k joints in video i with the largest motion over time and $\text{Crop}(\cdot)$ returns the minimum spanning bounding box that encapsulates all the joints of \mathcal{M}_i^k across all frames in v_i^{exo} .

In summary, given a training distribution of exocentric videos, EgoMimic returns $\mathcal{L}^{\overline{ego}exo} = \{(v_i^{\overline{ego}}, v_i^{exo}, q_i, a_i)\}_{i=1}^N$, where v_i^{exo} is the true exo video and $v_i^{\overline{ego}}$ is the mimicked ego video. The mimicked




Figure 4. **EgoPerceptionMCQ generation.** From EgoExo4D’s synchronized ego-exo clips and narrations, we generate multiple-choice questions about ego cues like hand movements and object manipulations. Models must answer questions using only exo inputs, testing their ability to understand ego properties from the exo perspectives. Example Video-QA pairs from the benchmark are shown on the right.

ego views allow the application of the ego-augmented representation learning strategies in Section 3.1 in scenarios where only exo videos are available for training.

4. EgoPerceptionMCQ

To benchmark the ability of LVLMs to understand ego cues from exo videos, we introduce EgoPerceptionMCQ, a large-scale multiple-choice question (MCQ) dataset derived from EgoExo4D [25]. While EgoExo4D contains long video takes of skilled human activities, we utilize the keystep clips - short temporal segments from long videos that capture specific fine-grained procedural actions. Each keystep clip is annotated with a descriptive label and synchronized across an ego and multiple exo views. The dataset provides 698 unique keystep actions along with 432K time-stamped atomic action descriptions detailing the fine-grained activities within each clip. Figure 4 illustrates the creation of EgoPerceptionMCQ, more examples are provided in the supplementary.

For each keystep clip, we utilize only the “best” exocentric perspective as annotated in EgoExo4D. Given the clip’s keystep description and its corresponding atomic action descriptions, we employ a large language model [2] to generate questions that challenge the LVLm’s ability to understand actions typically well-captured from first-person views (such as hand-object interactions) when only given third-person observations. For each clip, we generate two

Table 1. **Comparing LVLm training strategies on EgoExo4D.**

For single projector, the inference column indicates training data of the method used at inference time. For other methods, it indicates which projector was used. Dual projector methods consistently outperform single projector and perspective translation (PTrans). ◦ indicates the exo2ego projector from PTrans.

Method	Inference		Charades AR	SH AR	TSU TC	Charades Desc.
	Ego	Exo				
Single Projector	✓	✓	42.0	25.4	33.2	29.3
	✗	✓	37.6	26.1	31.7	29.7
	✓	✗	48.9	34.5	31.3	37.8
Dual Projector	✓	✓	50.9	34.0	33.0	39.0
Offline ego2exo	✗	✓	37.8	24.9	30.6	25.3
Online ego2exo	✓	✓	50.5	36.6	40.2	40.2
PTrans	✓	✓	50.1	32.0	32.5	39.2
	◦	✗	33.0	22.5	23.0	30.0
	◦	✓	40.9	16.6	29.0	28.2

multiple-choice questions, each consisting of a query and four possible answers, with only one being correct.

To address common challenges in LLM-generated assessments [14], we implement several quality control measures. These include answer position shuffling to prevent positional bias, and explicit prompting to ensure non-trivial answer choices. We further categorize questions into four types: hand identification, object identification, hand-object interaction, and other, using a language model to systematically analyze the category of each question. The resulting multiple choice questions are designed to evaluate various aspects of fine-grained action understanding, with particular emphasis on hand-object interactions that are typically more salient in egocentric views.

Benchmark Name	Number of Videos	Task
<i>ADL-X Benchmarks [49]</i>		
Charades AR	1814	Action recognition
SH AR	5405	Action recognition
LEMMA AF	528	Action anticipation
TSU TC	2794	Temporal completion
Charades Desc.	1862	Video description
TSU Desc.	174	Video description
<i>Proposed Benchmark</i>		
EgoPerceptionMCQ	5578	Ego-understanding from exo videos

Table 3. **Summary of evaluation benchmarks.** We include six general ADL understanding benchmarks from ADL-X and our proposed EgoPerceptionMCQ.

5. Experiments

In this section we first present the evaluation settings and then provide a thorough analysis of learning ego augmented exo representation in LVLms.

Table 2. **Impact of paired vs unpaired training and inference projector.** The Dual Projector (Fig. 2.a) method is trained with time-synchronized (✓) and random (✗) ego-exo pairs across three training configurations, using different inference projectors. The properties of each dataset determine the best inference projector (§5). Paired training consistently outperforms unpaired training.

Training dataset	Inference Projector	Paired training	Charades AR	SH AR	TSU TC	Charades Desc (Avg.)
EgoExo4D	Exo	✗	38.5	25.8	37.8	25.2
	Ego	✗	46.3	33.1	34.8	37.3
	Exo	✓	44.7	28.1	32.2	28.4
	Ego	✓	48.0	36.3	25.5	41.1
EgoExo4D + ADL-X	Exo	✗	50.9	45.5	30.0	43.9
	Ego	✗	47.2	32.7	32.6	38.2
ADL-X + EgoMimic	Exo	✓	54.7	44.3	35.9	46.4
	Ego	✓	42.8	37.5	28.4	35.4
	Ego + Exo	✓	48.8	41.9	36.3	44.5

5.1. Evaluation Settings

Datasets. EgoExo4D [25] is a large-scale multi-perspective dataset containing over 1,200 hours of time-synchronized ego and exo videos. As the dataset lacks instruction tuning data required to train LVLms, we generate ego-exo Video-QA pairs from keystone activity clips and atomic action descriptions provided as annotations in EgoExo4D, only considering the highest quality exo videos as indicated by the annotations. More details are provided in the supplementary materials. We will release these 220k instruction tuning pairs to promote future research.

ADL-X [49] is an instruction tuning dataset designed for ADL-focused LVLms, containing over 100k instruction tuning pairs. The dataset is created through a weakly supervised data curation framework that provides video QA pairs for temporally stitched videos from NTU120 [40].

Downstream Tasks. We evaluate our methods across 10 benchmarks designed to measure LVLm’s ability to understand (1) ADL and (2) egocentric understanding from exo videos. ADL Multiple Choice Questions (ADL MCQ) [49] consists of four benchmarks to assess the question answering ability of LVLms on ADL questions, and ADL Video Description (ADL VD) [49] contains two benchmarks to measure description capability. Raw accuracy is reported for ADL MCQ, and Video-ChatGPT description metrics [42] are reported for ADL VD. To measure egocentric understanding of LVLms on exo videos, we report accuracy on the four categories of our proposed EgoPerceptionMCQ benchmark presented in Section 4. A summary of benchmarks used in our evaluations is provided in Table 3.

Implementation Details. In all of our experiments, Vicuna 1.1 [13] is used as the backbone LLM and CLIP-L/14 [46] is used as the visual encoder. Following [42], we perform spatio-temporal pooling on the encoded visual features. Regardless of perspective, this pooling results in a total of 356 visual tokens per video. While training, both

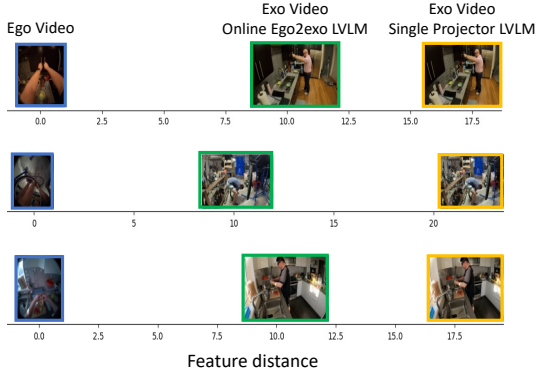


Figure 5. **Feature distances between Ego and Exo perspective videos.** The ego video is denoted with a **blue** border, single projector LVLm is denoted with a **orange** border, and our proposed Online ego2exo LVLm is denoted with a **green** border.

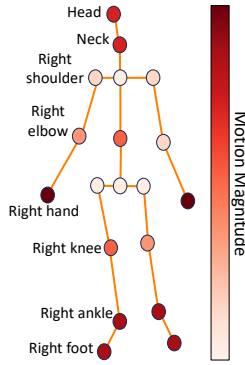


Figure 6. **Motion magnitudes of the 25 ADL-X skeleton joints.** Averaged over all videos.




Figure 7. **Qualitative LVLm outputs.** For multiple choice questions and video descriptions.

the visual encoder and LLM are kept frozen and only the projectors are trainable. The LLM and visual encoder are initialized with parameters from LLaVA [39]. All experiments are trained on 8 A6000 48GB GPUs for 3 epochs with a total batch size of 32 and a learning rate of $2e^{-5}$. When applying EgoMimic to ADL-X, we set $K = 6$ for selecting joints with largest motion.

5.2. Discussion and Analysis

Which strategy is effective for Ego-augmented Exo Representation Learning? Table 1 evaluates the effectiveness of projector-based and distillation-based strategies on the ADL-X dataset. Note that in the single projector approach, the inference projector corresponds to its training data. Results show that using perspective-specific projectors, as in the dual projector approach, outperforms the single projector, enabling LVLms to better disentangle ego-exo representations. In contrast, single projectors attempt to learn a unified representation from different (ego-exo) input distributions. Surprisingly, among distillation strategies, the offline ego2exo approach underperforms the online approach, contrary to the findings in standard video models [45], which highlights the differences in learning mechanisms between conventional video models and LVLms. The lower performance of the PTrans approach is likely due to its increased training parameters. Thus, for emulating ego representations in LVLms using exo videos, the online ego2exo strategy is optimal, imposing an explicit constraint to capture ego characteristics within exo representations.

Is paired training necessary? To answer this question, we train dual projector LVLms using two training protocols - one using time-synchronized ego-exo video pairs (paired) and another using randomly sampled ego and exo videos (unpaired) and present the results in Table 2. For a fair comparison with LVLms trained on unpaired data, we do

not use online distillation in these experiments. We find that when training only using EgoExo4D data, paired training consistently outperforms its unpaired counterpart when comparing corresponding inference projectors. For example, when using the exo projector at inference, paired training achieves 44.7% on Charades AR compared to 38.5% for unpaired training. This observation regarding the need for paired data aligns with recent studies in the field [25, 45].

Moreover, the unpaired training protocol allows the integration of additional exo-only datasets such as ADL-X during training (EgoExo4D + ADL-X). The exo projector’s strong performance in this setup (50.9% vs. 44.7% on Charades AR) surpasses that of paired EgoExo4D training, likely due to the larger training sample size available for the LVLm. This observation further motivates to train LVLms in paired fashion on datasets only containing the exo view. EgoMimic facilitates the desired paired training, and its efficacy is validated in ADL-X + EgoMimic where results show that paired training with mimicked ego views achieves 54.7% on Charades AR using exo projection, surpassing both the unpaired ADL-X (50.9%) and paired EgoExo4D (44.7%) baselines. Similar improvements are observed on Smarthome-AR, where EgoMimic achieves 44.3% compared to 45.5% and 28.1% respectively.

What are the effects of inference projectors? In Table 2, the Exo projector learned by the LVLm trained with ADL-X + EgoMimic outperforms the Ego projector. This is likely due to two factors: (1) the LVLm is trained on true exo videos, enabling it to capture more discriminative representations, and (2) ADL tasks are evaluated in exocentric scenarios, reducing domain gap. However, the combined Ego+Exo projector underperforms compared to the Exo projector alone. As confirmed in the single projector experiments in Table 1, the Ego projector’s dominance introduces noise when fused with the Exo projector, thereby

Table 4. **Comparison with state-of-the-art methods on ADL understanding.** Image-language models and web-trained serve as general vision-language baselines. ADL-X-ChatGPT and LLAVIDAL represent domain-specific approaches trained on ADL instruction data, with LLAVIDAL using additional pose and depth modalities (indicated by gray font color). Our ego-augmented approach achieves strong performance using only RGB inputs.

Method	# Training Video QA Pairs	ADL MCQ				Charades Description						Toyota Smarthome Description					
		Charades AR	SH AR	LEMMA AF	TSU TC	Cor	Do	Ctu	Tu	Con	Avg	Cor	Do	Ctu	Tu	Con	Avg
<i>Image captioners + LLM</i>																	
CogVLM [62] + GPT [9]	-	52.3	42.5	32.0	23.6	42.0	62.0	49.6	36.5	32.8	44.6	55.2	72.0	60.6	30.2	48.5	53.3
CogVLM [62] + Llama [58]	-	52.8	43.2	32.5	22.5	40.2	61.8	49.5	36.5	33.5	44.3	49.8	66	56.6	29.8	40.2	48.5
BLIP2 [33] + GPT [9]	-	50.2	39.6	28.9	20.2	39.8	60.2	47.8	36.0	37.2	44.2	48.8	66.6	63.6	45.6	39.8	52.9
<i>Web video trained LVLMs</i>																	
Video-ChatGPT [42]	100K	51.0	39.6	31.4	20.9	26.1	45.2	35.6	21.4	31.2	31.9	31.2	52.8	78.2	64.8	45.6	54.5
Video-LLaMA [70]	2.6M	40.2	44.8	32.6	24.6	22.2	42.5	33.8	20.2	34.5	30.6	57.8	62.0	62.4	48.2	44.4	54.9
Video-LLaVA [37]	1.2M	41.8	49.2	30.0	25.5	23.6	46.4	34	20.6	33.5	31.6	30.8	54.8	42.4	30.4	44.5	40.6
Chat-UniVi [27]	3M	53.1	48.1	32.3	36.4	36.5	54.5	46.6	32.2	35.9	41.1	56.8	66.9	79.0	50.0	56.6	61.9
<i>ADL trained LVLMs</i>																	
LLAVIDAL [49]	100K	55.2	48.1	34.3	38.2	45.8	64.2	57.0	36.4	39.4	48.6	66.0	86.2	79.6	50.0	72.4	70.8
ADL-X-ChatGPT [49]	100K	51.0	44.5	28.6	29.5	40.6	50.6	49.8	30.6	40.2	42.4	62.4	79.4	70.8	51.2	60.4	64.8
Online ego2exo (Ours) +EgoMimic	100K	52.9	50.7	34.5	28.1	45.4	63.8	57.8	35.6	40.6	48.6	60.1	87.8	77.4	47.2	69.4	68.4

Table 5. **Evaluation on EgoPerceptionMCQ.** We evaluate LVLMs ability to understand ego-specific details (Hand identification, Object identification, Human-Object Interactions, and Other) from exo inputs. Online ego2exo shows consistent improvements across all categories compared to single projector baselines.

Model	Training Views	EgoPerceptionMCQ				
		Hand	Obj	HOI	Other	All
Single projector	Ego, Exo	47.0	56.5	55.9	51.7	53.0
	Ego	42.7	51.4	49.9	51.0	48.7
	Exo	48.2	58.5	54.4	52.8	54.2
Online ego2exo	Ego, Exo	64.2	65.9	71.3	68.2	66.4

adding unwanted variance to the LLM embedding space.

Is Exo Learning Ego? To answer the question of whether our trained LVLMs are understanding ego cues from exo videos, we evaluate them on our proposed EgoPerception-MCQ benchmark and present the results in Table 5. Consistent with our previous findings in Table 1, online ego2exo demonstrates superior performance across all question categories in EgoPerceptionMCQ. The online ego2exo achieves 66.4% overall accuracy, a +13.4% improvement over the single projector trained on both views (53.0%). This improvement is particularly significant for hand-related questions (71.3% vs 55.9%), suggesting enhanced understanding of egocentric cues which is achieved through online distillation between the dual projectors in LVLM.

5.3. Qualitative Results

Ego-Exo Feature Distances. Figure 5 shows the distances between feature representations of ego-exo video pairs. To obtain feature distances for a pair of videos, we encode them using the CLIP video encoder, and pass the encoded ego features through the ego projector and its paired exo features through the exo projector. We then compute the Euclidean distance between the two features. We compare these distances to the unified single projector model trained on both ego and exo videos. In this case, we encode

both videos and pass them through the same unified projector before computing their distance. We find that our online ego2exo LVLM achieves consistently smaller distances between corresponding ego-exo pairs compared to the unified single projector LVLM.

EgoMimic Joint Selections. Figure 6 visualizes the average motion magnitudes of the joints in ADL-X, as computed by EgoMimic. For each video, we compute the per-joint motion magnitudes and then average them across all videos in the dataset to obtain the magnitude for each joint. Darker colors indicate higher motion and are more likely to be selected by EgoMimic. Existing approaches only crop hand regions [20, 44], but this analysis reveals that other joints can be meaningful.

Example LVLM Answers. Figure 7 compares the qualitative results of three LVLMs: Video-ChatGPT [42], trained on web videos; ADL-X-ChatGPT [49], trained on ADL videos; and our Online ego2exo LVLM. The left side of the figure shows an example of a Multiple Choice Question (ADLMCQ-AR [49]), comparing the answers of the three models. The right side demonstrates the effectiveness of our method in generating detailed responses to open-ended descriptive questions.

6. Comparison to the state-of-the-art

Table 4 presents results comparing our Online ego2exo LVLM training against existing LVLMs and the state-of-the-art on ADL understanding, including two-stage approaches that combine image captioning with LLMs. Image-language models like CogVLM, even when paired with GPT-4, achieve limited performance (53.3% on TSU Description) compared to our ego-augmented LVLMs (68.4%). Existing LVLMs trained on web videos struggle to understand ADL when compared to Online ego2exo LVLM training (50.7% on SH AR compared to 39.6% with Video-ChatGPT), highlighting the gap between web and ADL videos. Online ego2exo training significantly outper-

forms the most representative baseline ADL-X-ChatGPT, achieving 50.7% vs 44.5% on SH AR and 34.5% vs 28.6% on LEMMA-AF. Notably, our method performs competitively with methods trained on millions of samples, and with LLAVIDAL despite using only RGB compared to LLAVIDAL’s use of RGB, pose, and objects, demonstrating the effectiveness of ego-augmented exo representation learning for understanding ADL with LVLMS.

7. Conclusion

In this paper, we address the unexplored area of training Large Vision-Language Models (LVLMS) for exocentric Activities of Daily Living (ADL) using egocentric perspectives. Our studies demonstrate that a dual projector approach, which disentangles egocentric and exocentric embeddings, outperforms learning a shared embedding space with a single projector. We introduce an **online ego2exo distillation** approach to incorporate ego-augmented representations into LVLMS. For practical applicability in ADL, we propose **EgoMimic**, a skeleton-guided approach for generating mimicked egocentric views from datasets containing only exocentric videos. To validate the ego understanding of the learned exocentric representations in LVLMS, we introduce the **EgoPerceptionMCQ** benchmark that consisting of over 5000 Video-QA pairs derived from EgoExo4D. When applying our online ego2exo distillation to ADL-X using EgoMimic, we achieve performance comparable to LVLMS trained on millions of samples, highlighting the effectiveness of ego-augmented exo representations without the use of true egocentric data.

Acknowledgements

This work is supported in part by the National Science Foundation (IIS-2245652) and the NSF’s NAIRR Pilot initiative, which provided credits to access GPT-3.5 Turbo. We would like to thank Michael S. Ryoo at Stony Brook University for his valuable discussions.

References

- [1] Dasom Ahn, Sangwon Kim, Hyun Wook Hong, and ByoungChul Ko. Star-transformer: A spatio-temporal cross attention transformer for human action recognition. *2023 IEEE/CVF Winter Conference on Applications of Computer Vision (WACV)*, pages 3319–3328, 2023. 2
- [2] Meta AI. The llama 3 herd of models, 2024. 5, 1
- [3] Shervin Ardeshtir and Ali Borji. An exocentric look at egocentric actions and vice versa. pages 61–68, 2018. 2
- [4] Anurag Arnab, Mostafa Dehghani, Georg Heigold, Chen Sun, Mario Lučić, and Cordelia Schmid. Vivit: A video vision transformer. In *Proceedings of the IEEE/CVF International Conference on Computer Vision (ICCV)*, pages 6836–6846, 2021. 2
- [5] Max Bain, Arsha Nagrani, Gül Varol, and Andrew Zisserman. Frozen in time: A joint video and image encoder for end-to-end retrieval. In *IEEE International Conference on Computer Vision*, 2021. 1
- [6] Fabien Baradel, Christian Wolf, and Julien Mille. Human activity recognition with pose-driven attention to rgb. In *The British Machine Vision Conference (BMVC)*, 2018. 1
- [7] Fabien Baradel, Christian Wolf, Julien Mille, and Graham W. Taylor. Glimpse clouds: Human activity recognition from unstructured feature points. In *The IEEE Conference on Computer Vision and Pattern Recognition (CVPR)*, 2018. 2
- [8] Gedas Bertasius, Heng Wang, and Lorenzo Torresani. Is space-time attention all you need for video understanding? In *Proceedings of the International Conference on Machine Learning (ICML)*, 2021. 2
- [9] Tom B. Brown, Benjamin Mann, Nick Ryder, Melanie Subbiah, Jared Kaplan, Prafulla Dhariwal, Arvind Neelakantan, Pranav Shyam, Girish Sastry, Amanda Askell, Sandhini Agarwal, Ariel Herbert-Voss, Gretchen Krueger, Tom Henighan, Rewon Child, Aditya Ramesh, Daniel M. Ziegler, Jeff Wu, Clemens Winter, Christopher Hesse, Mark Chen, Eric Sigler, Mateusz Litwin, Scott Gray, Benjamin Chess, Jack Clark, Christopher Berner, Sam McCandlish, Alec Radford, Ilya Sutskever, and Dario Amodei. Language models are few-shot learners. *ArXiv*, abs/2005.14165, 2020. 3, 8
- [10] Fabian Caba Heilbron, Victor Escorcia, Bernard Ghanem, and Juan Carlos Niebles. Activitynet: A large-scale video benchmark for human activity understanding. In *Proceedings of the IEEE Conference on Computer Vision and Pattern Recognition*, pages 961–970, 2015. 1
- [11] Joao Carreira and Andrew Zisserman. Quo vadis, action recognition? a new model and the kinetics dataset. In *IEEE Conf. Comput. Vis. Pattern Recog.*, pages 4724–4733. IEEE, 2017. 2
- [12] Hyung-Gun Chi, Myoung Hoon Ha, Seunggeun Chi, Sang Wan Lee, Qixing Huang, and Karthik Ramani. Infocgn: Representation learning for human skeleton-based action recognition. In *2022 IEEE/CVF Conference on Computer Vision and Pattern Recognition (CVPR)*, pages 20154–20164, 2022. 2
- [13] Wei-Lin Chiang, Zhuohan Li, Zi Lin, Ying Sheng, Zhanghao Wu, Hao Zhang, Lianmin Zheng, Siyuan Zhuang, Yonghao Zhuang, Joseph E. Gonzalez, Ion Stoica, and Eric P. Xing. Vicuna: An open-source chatbot impressing gpt-4 with 90%* chatgpt quality, 2023. 3, 6
- [14] Daniel Cores, Michael Dorkenwald, Manuel Mucientes, Cees G. M. Snoek, and Yuki M. Asano. Tvbench: Redesigning video-language evaluation, 2024. 6
- [15] Dima Damen, Hazel Doughty, Giovanni Maria Farinella, Sanja Fidler, Antonino Furnari, Evangelos Kazakos, Davide Moltisanti, Jonathan Munro, Toby Perrett, Will Price, and Michael Wray. Scaling egocentric vision: The epic-kitchens dataset. In *European Conference on Computer Vision (ECCV)*, 2018. 2, 1
- [16] Srijan Das, Arpit Chaudhary, Francois Bremond, and Monique Thonnat. Where to focus on for human action recognition? In *2019 IEEE Winter Conference on Applications of Computer Vision (WACV)*, pages 71–80, 2019. 1

- [17] Srijan Das, Rui Dai, Michal Koperski, Luca Minciullo, Lorenzo Garattoni, Francois Bremond, and Gianpiero Francesca. Toyota smarhome: Real-world activities of daily living. In *Int. Conf. Comput. Vis.*, 2019. 2
- [18] Srijan Das, Saurav Sharma, Rui Dai, Francois Bremond, and Monique Thonnat. Vpn: Learning video-pose embedding for activities of daily living. In *European Conference on Computer Vision*, pages 72–90. Springer, 2020. 2
- [19] Srijan Das, Rui Dai, Di Yang, and Francois Bremond. Vpn++: Rethinking video-pose embeddings for understanding activities of daily living. *IEEE Transactions on Pattern Analysis and Machine Intelligence*, pages 1–1, 2021. 2
- [20] Zi-Yi Dou, Xitong Yang, Tushar Nagarajan, Huiyu Wang, Jing Huang, Nanyun Peng, Kris Kitani, and Fu-Jen Chu. Unlocking exocentric video-language data for egocentric video representation learning, 2024. 2, 8, 1
- [21] Haoqi Fan, Bo Xiong, Karttikeya Mangalam, Yanghao Li, Zhicheng Yan, Jitendra Malik, and Christoph Feichtenhofer. Multiscale vision transformers. In *ICCV*, 2021. 2
- [22] Christoph Feichtenhofer. X3D: expanding architectures for efficient video recognition. In *2020 IEEE/CVF Conference on Computer Vision and Pattern Recognition, CVPR 2020, Seattle, WA, USA, June 13-19, 2020*, pages 200–210. Computer Vision Foundation / IEEE, 2020. 2
- [23] Raghav Goyal, Samira Ebrahimi Kahou, Vincent Michalski, Joanna Materzynska, Susanne Westphal, Heuna Kim, Valentin Haenel, Ingo Fründ, Peter Yianilos, Moritz Mueller-Freitag, Florian Hoppe, Christian Thureau, Ingo Bax, and Roland Memisevic. The “something something” video database for learning and evaluating visual common sense. In *IEEE International Conference on Computer Vision, ICCV 2017, Venice, Italy, October 22-29, 2017*, pages 5843–5851. IEEE Computer Society, 2017. 1
- [24] Kristen Grauman, Andrew Westbury, Eugene Byrne, Zachary Chavis, Antonino Furnari, Rohit Girdhar, Jackson Hamburger, Hao Jiang, Miao Liu, Xingyu Liu, Miguel Martin, Tushar Nagarajan, Ilija Radosavovic, Santhosh Kumar Ramakrishnan, Fiona Ryan, Jayant Sharma, Michael Wray, Mengmeng Xu, Eric Zhongcong Xu, Chen Zhao, Siddhant Bansal, Dhruv Batra, Vincent Cartillier, Sean Crane, Tien Do, Morrie Doulaty, Akshay Erapalli, Christoph Feichtenhofer, Adriano Fragomeni, Qichen Fu, Abraham Gebrelesie, Cristina González, James Hillis, Xuhua Huang, Yifei Huang, Wenqi Jia, Weslie Khoo, Jáchym Kolář, Satwik Kotur, Anurag Kumar, Federico Landini, Chao Li, Yanghao Li, Zhenqiang Li, Karttikeya Mangalam, Raghava Modhugu, Jonathan Munro, Tullie Murrell, Takumi Nishiyasu, Will Price, Paola Ruiz, Merrey Ramazanova, Leda Sari, Kiran Somasundaram, Audrey Southerland, Yusuke Sugano, Ruijie Tao, Minh Vo, Yuchen Wang, Xindi Wu, Takuma Yagi, Ziwei Zhao, Yunyi Zhu, Pablo Arbeláez, David Crandall, Dima Damen, Giovanni Maria Farinella, Christian Fuegen, Bernard Ghanem, Vamsi Krishna Ithapu, C. V. Jawahar, Hanbyul Joo, Kris Kitani, Haizhou Li, Richard Newcombe, Aude Oliva, Hyun Soo Park, James M. Rehg, Yoichi Sato, Jianbo Shi, Mike Zheng Shou, Antonio Torralba, Lorenzo Torresani, Mingfei Yan, and Jitendra Malik. Ego4d: Around the world in 3,000 hours of egocentric video. In *Proceedings of the IEEE/CVF Conference on Computer Vision and Pattern Recognition (CVPR)*, pages 18995–19012, 2022. 2, 3, 1
- [25] Kristen Grauman et al. Ego-exo4d: Understanding skilled human activity from first- and third-person perspectives. In *Proceedings of the IEEE/CVF Conference on Computer Vision and Pattern Recognition (CVPR)*, 2024. 2, 5, 6, 7
- [26] Ryo Hachiuma, Fumiaki Sato, and Taiki Sekii. Unified keypoint-based action recognition framework via structured keypoint pooling. In *Proceedings of the IEEE/CVF Conference on Computer Vision and Pattern Recognition*, pages 22962–22971, 2023. 2
- [27] Peng Jin, Ryuichi Takanobu, Caiwan Zhang, Xiaochun Cao, and Li Yuan. Chat-univi: Unified visual representation empowers large language models with image and video understanding. *arXiv preprint arXiv:2311.08046*, 2023. 3, 8
- [28] Will Kay, Joao Carreira, Karen Simonyan, Brian Zhang, Chloe Hillier, Sudheendra Vijayanarasimhan, Fabio Viola, Tim Green, Trevor Back, Paul Natsev, et al. The kinetics human action video dataset. *arXiv preprint arXiv:1705.06950*, 2017. 1
- [29] Sangwon Kim, Dasom Ahn, and Byoungchul Ko. Cross-modal learning with 3d deformable attention for action recognition. *2023 IEEE/CVF International Conference on Computer Vision (ICCV)*, 2023. 2
- [30] Hilde Kuehne, Ali Arslan, and Thomas Serre. The language of actions: Recovering the syntax and semantics of goal-directed human activities. In *Proceedings of the IEEE conference on computer vision and pattern recognition*, pages 780–787, 2014. 2
- [31] Bo Li, Yuanhan Zhang, Dong Guo, Renrui Zhang, Feng Li, Hao Zhang, Kaichen Zhang, Peiyuan Zhang, Yanwei Li, Ziwei Liu, and Chunyuan Li. Llava-onevision: Easy visual task transfer, 2024. 3
- [32] Feng Li, Renrui Zhang, Hao Zhang, Yuanhan Zhang, Bo Li, Wei Li, Zejun Ma, and Chunyuan Li. Llava-next-interleave: Tackling multi-image, video, and 3d in large multimodal models, 2024. 3
- [33] Junnan Li, Dongxu Li, Silvio Savarese, and Steven C. H. Hoi. Blip-2: Bootstrapping language-image pre-training with frozen image encoders and large language models. In *International Conference on Machine Learning*, 2023. 8
- [34] Yanghao Li, Tushar Nagarajan, Bo Xiong, and Kristen Grauman. Ego-exo: Transferring visual representations from third-person to first-person videos. In *IEEE Conf. Comput. Vis. Pattern Recog.*, pages 6943–6953, 2021. 1
- [35] Yanghao Li, Tushar Nagarajan, Bo Xiong, and Kristen Grauman. Ego-exo: Transferring visual representations from third-person to first-person videos. In *Proceedings of the IEEE/CVF Conference on Computer Vision and Pattern Recognition (CVPR)*, pages 10995–11005, 2021. 2, 3
- [36] Yanghao Li, Chao-Yuan Wu, Haoqi Fan, Karttikeya Mangalam, Bo Xiong, Jitendra Malik, and Christoph Feichtenhofer. Mvitv2: Improved multiscale vision transformers for classification and detection. In *CVPR*, 2022. 2
- [37] Bin Lin, Bin Zhu, Yang Ye, Munan Ning, Peng Jin, and Li Yuan. Video-llava: Learning united visual representation by alignment before projection. *arXiv preprint arXiv:2311.10122*, 2023. 3, 8

- [38] Ji Lin, Chuang Gan, and Song Han. Tsm: Temporal shift module for efficient video understanding. In *Proceedings of the IEEE International Conference on Computer Vision*, 2019. 2
- [39] Haotian Liu, Chunyuan Li, Qingyang Wu, and Yong Jae Lee. Visual instruction tuning, 2023. 3, 7
- [40] Jun Liu, Amir Shahroudy, Mauricio Perez, Gang Wang, Ling-Yu Duan, and Alex C. Kot. Ntu rgb+d 120: A large-scale benchmark for 3d human activity understanding. *IEEE Transactions on Pattern Analysis and Machine Intelligence*, 2019. 2, 6
- [41] Ze Liu, Jia Ning, Yue Cao, Yixuan Wei, Zheng Zhang, Stephen Lin, and Han Hu. Video swin transformer. *2022 IEEE/CVF Conference on Computer Vision and Pattern Recognition (CVPR)*, pages 3192–3201, 2021. 2
- [42] Muhammad Maaz, Hanoona Abdul Rasheed, Salman H. Khan, and Fahad Shahbaz Khan. Video-chatgpt: Towards detailed video understanding via large vision and language models. *ArXiv*, abs/2306.05424, 2023. 3, 6, 8
- [43] Antoine Miech, Dimitri Zhukov, Jean-Baptiste Alayrac, Makarand Tapaswi, Ivan Laptev, and Josef Sivic. HowTo100M: Learning a Text-Video Embedding by Watching Hundred Million Narrated Video Clips. In *ICCV*, 2019. 2
- [44] Takehiko Ohkawa, Takuma Yagi, Taichi Nishimura, Ryosuke Furuta, Atsushi Hashimoto, Yoshitaka Ushiku, and Yoichi Sato. Exo2egodvc: Dense video captioning of egocentric procedural activities using web instructional videos, 2023. 2, 8, 1
- [45] Camillo Quattrocchi, Antonino Furnari, Daniele Di Mauro, Mario Valerio Giuffrida, and Giovanni Maria Farinella. Synchronization is all you need: Exocentric-to-egocentric transfer for temporal action segmentation with unlabeled synchronized video pairs. In *European Conference on Computer Vision (ECCV)*, 2024. 2, 7
- [46] Alec Radford, Jong Wook Kim, Chris Hallacy, Aditya Ramesh, Gabriel Goh, Sandhini Agarwal, Girish Sastry, Amanda Askell, Pamela Mishkin, Jack Clark, Gretchen Krueger, and Ilya Sutskever. Learning transferable visual models from natural language supervision. In *International Conference on Machine Learning*, 2021. 3, 6
- [47] Arushi Rai, Kyle Buettner, and Adriana Kovashka. Strategies to leverage foundational model knowledge in object affordance grounding. In *Proceedings of the IEEE/CVF Conference on Computer Vision and Pattern Recognition (CVPR) Workshops*, pages 1714–1723, 2024. 2
- [48] Dominick Reilly and Srijan Das. Just add $\pi!$ pose induced video transformers for understanding activities of daily living. In *Proceedings of the IEEE/CVF Conference on Computer Vision and Pattern Recognition (CVPR)*, 2024. 2, 5
- [49] Dominick Reilly, Rajat Subhra Chakraborty, Arkaprava Sinha, Manish Kumar Govind, Pu Wang, Francois Bremond, Le Xue, and Srijan Das. Llavidal: A large language vision model for daily activities of living. *arXiv*, 2406.09390, 2024. 2, 6, 8
- [50] Grégory Rogez, Philippe Weinzaepfel, and Cordelia Schmid. LCR-Net++: Multi-person 2D and 3D Pose Detection in Natural Images. *IEEE Transactions on Pattern Analysis and Machine Intelligence*, 2019. 5
- [51] F. Sener, D. Chatterjee, D. Shelepov, K. He, D. Singhania, R. Wang, and A. Yao. Assembly101: A large-scale multi-view video dataset for understanding procedural activities. *IEEE Conf. Comput. Vis. Pattern Recog.*, 2022. 1
- [52] Amir Shahroudy, Jun Liu, Tian-Tsong Ng, and Gang Wang. Ntu rgb+d: A large scale dataset for 3d human activity analysis. In *IEEE Conf. Comput. Vis. Pattern Recog.*, 2016. 2
- [53] Lei Shi, Yifan Zhang, Jian Cheng, and Hanqing Lu. Skeleton-based action recognition with multi-stream adaptive graph convolutional networks. *IEEE Transactions on Image Processing*, 29:9532–9545, 2020. 2
- [54] Gunnar A. Sigurdsson, Gül Varol, Xiaolong Wang, Ali Farhadi, Ivan Laptev, and Abhinav Gupta. Hollywood in Homes: Crowdsourcing Data Collection for Activity Understanding. In *European Conference on Computer Vision (ECCV)*, 2016. 2
- [55] Gunnar A. Sigurdsson, Abhinav Gupta, Cordelia Schmid, Ali Farhadi, and Karteek Alahari. Actor and observer: Joint modeling of first and third-person videos. In *Proceedings of the IEEE Conference on Computer Vision and Pattern Recognition (CVPR)*, pages 7396–7404, 2018. 2
- [56] Makarand Tapaswi, Yukun Zhu, Rainer Stiefelhagen, Antonio Torralba, Raquel Urtasun, and Sanja Fidler. Movieqa: Understanding stories in movies through question-answering. *2016 IEEE Conference on Computer Vision and Pattern Recognition (CVPR)*, pages 4631–4640, 2015. 1
- [57] Anirudh Thatipelli, Shao-Yuan Lo, and Amit K. Roy-Chowdhury. Exocentric to egocentric transfer for action recognition: A short survey, 2024. 2
- [58] Hugo Touvron, Thibaut Lavril, Gautier Izacard, Xavier Martinet, Marie-Anne Lachaux, Timothée Lacroix, Baptiste Rozière, Naman Goyal, Eric Hambro, Faisal Azhar, Aurelien Rodriguez, Armand Joulin, Edouard Grave, and Guillaume Lample. Llama: Open and efficient foundation language models. *ArXiv*, abs/2302.13971, 2023. 3, 8
- [59] Du Tran, Lubomir Bourdev, Rob Fergus, Lorenzo Torresani, and Manohar Paluri. Learning spatiotemporal features with 3d convolutional networks. In *Proceedings of the 2015 IEEE International Conference on Computer Vision (ICCV)*, pages 4489–4497, Washington, DC, USA, 2015. IEEE Computer Society. 2
- [60] Jiang Wang, Zicheng Liu, Ying Wu, and Junsong Yuan. Mining Actionlet Ensemble for Action Recognition with Depth Cameras. In *IEEE International Conference on Computer Vision and Pattern Recognition (CVPR)*, 2012. 2
- [61] Qitong Wang, Long Zhao, Liangzhe Yuan, Ting Liu, and Xi Peng. Learning from semantic alignment between unpaired multiviews for egocentric video recognition. In *Proceedings of the IEEE/CVF International Conference on Computer Vision (ICCV)*, pages 20453–20463, 2023. 2
- [62] Weihang Wang, Qingsong Lv, Wenmeng Yu, Wenyi Hong, Ji Qi, Yan Wang, Junhui Ji, Zhuoyi Yang, Lei Zhao, Xixuan Song, Jiazheng Xu, Bin Xu, Juanzi Li, Yuxiao Dong, Ming Ding, and Jie Tang. Cogvlm: Visual expert for pretrained language models. *ArXiv*, abs/2311.03079, 2023. 8

- [63] Boshen Xu, Sipeng Zheng, and Qin Jin. Pov: Prompt-oriented view-agnostic learning for egocentric hand-object interaction in the multi-view world. In *Proceedings of the 31st ACM International Conference on Multimedia (MM)*, pages 2807–2816, 2023. [2](#)
- [64] Jilan Xu, Yifei Huang, Junlin Hou, Guo Chen, Yuejie Zhang, Rui Feng, and Weidi Xie. Retrieval-augmented egocentric video captioning. In *Proceedings of the IEEE/CVF Conference on Computer Vision and Pattern Recognition (CVPR)*, 2024. [2](#)
- [65] Mingze Xu, Chenyou Fan, Yuchen Wang, Michael S. Ryoo, and David J. Crandall. Joint person segmentation and identification in synchronized first- and third-person videos. In *European Conference on Computer Vision (ECCV)*, pages 674–693, 2018. [2](#)
- [66] Mingze Xu, Mingfei Gao, Zhe Gan, Hong-You Chen, Zhengfeng Lai, Haiming Gang, Kai Kang, and Afshin Dehghan. Slowfast-llava: A strong training-free baseline for video large language models, 2024. [3](#)
- [67] Zihui Xue and Kristen Grauman. Learning fine-grained view-invariant representations from unpaired ego-exo videos via temporal alignment. 2023. [2](#)
- [68] Sijie Yan, Yuanjun Xiong, and Dahua Lin. Spatial temporal graph convolutional networks for skeleton-based action recognition. In *Thirty-second AAAI conference on artificial intelligence*, 2018. [2](#)
- [69] Huangyue Yu, Minjie Cai, Yunfei Liu, and Feng Lu. What i see is what you see: Joint attention learning for first and third person video co-analysis. In *Proceedings of the 27th ACM International Conference on Multimedia (MM)*, pages 1926–1934, 2019. [2](#)
- [70] Hang Zhang, Xin Li, and Lidong Bing. Video-llama: An instruction-tuned audio-visual language model for video understanding. *ArXiv*, abs/2306.02858, 2023. [3](#), [8](#)
- [71] Ruohong Zhang, Liangke Gui, Zhiqing Sun, Yihao Feng, Keyang Xu, Yuanhan Zhang, Di Fu, Chunyuan Li, Alexander Hauptmann, Yonatan Bisk, and Yiming Yang. Direct preference optimization of video large multimodal models from language model reward, 2024. [3](#)
- [72] Yuanhan Zhang, Jinming Wu, Wei Li, Bo Li, Zejun Ma, Ziwei Liu, and Chunyuan Li. Video instruction tuning with synthetic data, 2024. [3](#)
- [73] Luowei Zhou, Chenliang Xu, and Jason J Corso. Towards automatic learning of procedures from web instructional videos. In *Thirty-Second AAAI Conference on Artificial Intelligence*, 2018. [2](#)

From My View to Yours: Ego-Augmented Learning in Large Vision Language Models for Understanding Exocentric Daily Living Activities

Supplementary Material

8. Appendix

- Section 8.2: EgoMimic Skeleton Joint Ablation
- Section 8.1: EgoMimic vs Existing Pseudo-ego Method
- Section 8.4: EgoPerceptionMCQ Data Generation
- Section 8.3: EgoExo4D Data Generation

Training dataset	Charades AR	SH AR	TSU TC	Charades Desc.
ADL-X + EMBED [20]	52.0	46.6	24.3	47.9
ADL-X + EgoMimic (ours)	52.9	50.7	28.1	48.6

Table 6. **EgoMimic vs alternative ego-imitation method EMBED.** Skeleton-guided cropping in EgoMimic outperforms hand-centric cropping in EMBED.

8.1. EgoMimic vs Other Pseudo-ego Method

Existing methods that aim to imitate the ego view from exo videos, such as EMBED [20] and Exo2EgoDVC [44], focus exclusively on cropping around hands under the assumption that hand regions capture all meaningful interactions. While this assumption holds for many datasets where the ego view naturally focuses on hands interacting with objects [15, 24], ADL involves a much broader range of actions. For example, when *walking* the feet and legs carry the key motion information. While *sitting down* the hips and torso are the most informative. Static hand-centric cropping fails to capture these diverse ego perspectives. EgoMimic addresses this limitation by using skeleton motion to dynamically determine the most active joints for each video, adaptively focusing on the skeleton joints most relevant to the action.

Table 6 compares EgoMimic to the most similar method EMBED, which uses hand-based cropping to imitate ego views. Results show that EgoMimic’s dynamic joint selection approach outperforms EMBED’s hand-centric ego imitation, improving performance on all ADL benchmarks. This demonstrates the advantage of EgoMimic’s skeleton-based approach for capturing the full range of actions present in ADL.

Number of Joints (k)	Charades AR	SH AR	TSU TC	Charades Desc.
4	52.0	50.3	27.6	47.9
6 (ours)	52.9	50.7	28.1	48.6
8	51.7	50.7	30.6	48.3

Table 7. **Ablation on EgoMimic number of joints.**

8.2. Analysis of EgoMimic Skeleton Joint Selection

In this section, we discuss the top- k joint selection of EgoMimic and explore the optimal choice of k and

In Table 7, we ablate the number of skeleton joints selected by EgoMimic for cropping. While the model performance remains relatively stable across different values of k , we find that $k = 6$ performs best on average. This suggests a trade-off: too few joints may miss crucial interaction regions, while too many lead to overly large crops that dilute the ego-like perspective.

8.3. EgoExo4D Data Generation Pipeline

While EgoExo4D provides synchronized ego-exo video pairs, it lacks the instruction-tuning data required to train our ego-augmented LVLMs. To address this, we develop a pipeline to automatically generate high-quality instruction tuning data from EgoExo4D. Our pipeline is illustrated in Figure 8 and leverages a large language model (Llama 3.1 [2]) to generate video QA pairs from EgoExo4D’s keystone videos. We utilize keystone videos recorded from the ego view and all exo views, only the corresponding dense atomic action narrations are used as input to the LLM. The prompt we use aims to generate QA pairs that focus on summarizing the content of the videos, using only the dense narrations. This process results in over 220K QA pairs derived from EgoExo4D’s keystone videos.

8.4. EgoPerceptionMCQ Data Generation Pipeline

Similarly to the EgoExo4D instruction-tuning dataset, we create EgoPerceptionMCQ from EgoExo4D’s keystone clips, which contains synchronized ego-exo views of fine-grained procedural actions. Each keystone clip is annotated with a descriptive label and dense atomic action narrations describing the fine-grained activities happening in the video. Shown in Figure 9, our pipeline prompts the LLM to act as an expert teacher to create multiple-choice questions for video understanding, emphasizing generating questions that test understanding of the ego perspective. For each keystone clip, the model receives the keystone action description and corresponding atomic narrations as input to generate questions with four answer choices. For evaluating the benchmark, we only utilize the “best” exocentric view as annotated in EgoExo4D.

To better understand the ego cues our ego-augmented LVLMs learn to extract from exo views, we use an LLM to categorize our generated questions into four types: hand identification (questions about which hand performs an action), object identification (questions about objects involved in the action), hand-object interaction (questions requiring understanding of both hand and object relationships), and

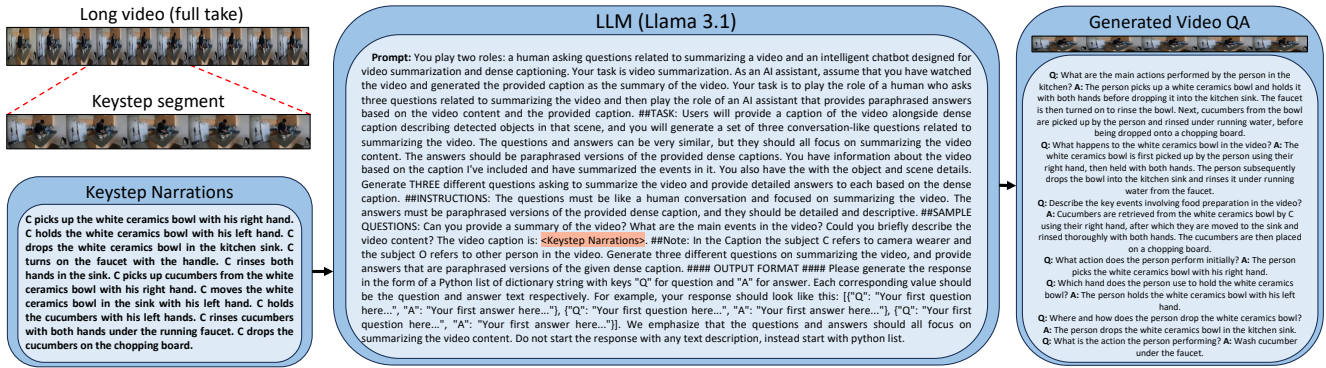


Figure 8. Generating instruction data for tuning LVLMs on EgoExo4D. We use the keystep segments and corresponding atomic action narrations from EgoExo4D to generate instruction pairs for training LVLMs.

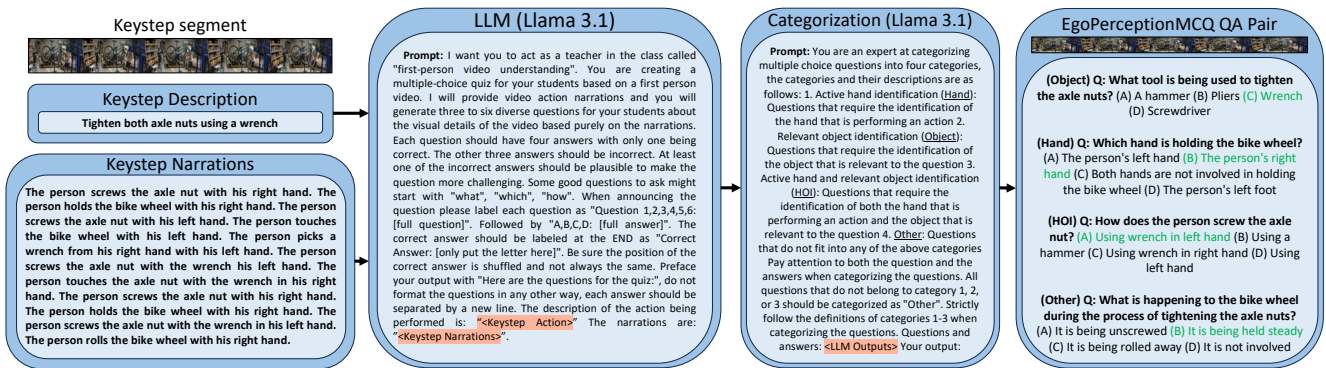


Figure 9. Pipeline for generating the EgoPerceptionMCQ benchmark. Correct answers are shown in green font.

other (questions that do not fit any of the above categories). This categorization allows us to analyze the strengths and weaknesses of LVLMs across different types of ego cues.