

Doubly Robust and Efficient Calibration of Prediction Sets for Censored Time-to-Event Outcomes

Rebecca Farina¹, Arun Kumar Kuchibhotla¹, and Eric J. Tchetgen Tchetgen²

¹Department of Statistics & Data Science, Carnegie Mellon University

²Department of Statistics & Data Science, University of Pennsylvania

Abstract

Our objective is to construct well-calibrated prediction sets for a time-to-event outcome subject to right-censoring with guaranteed coverage. Our approach is inspired by modern conformal inference literature, in that, unlike classical frameworks, we obviate the need for a well-specified parametric or semi-parametric survival model to accomplish our goal. In contrast to existing conformal prediction methods for survival data, which restrict censoring to be of Type I, whereby potential censoring times are assumed to be fully observed on all units in both training and validation samples, we consider the more common right-censoring setting in which either only the censoring time or only the event time of primary interest is directly observed, whichever comes first. Under a standard conditional independence assumption between the potential survival and censoring times given covariates, we propose and analyze two methods to construct valid and efficient lower predictive bounds for the survival time of a future observation. The proposed methods build upon modern semiparametric efficiency theory for censored data, in that the first approach incorporates inverse-probability-of-censoring weighting (IPCW), while the second approach is based on augmented-inverse-probability-of-censoring weighting (AIPCW). For both methods, we formally establish asymptotic coverage guarantees, and demonstrate both via theory and empirical experiments that AIPCW substantially improves efficiency over IPCW in the sense that its coverage error bound is of second-order mixed bias type, that is *doubly robust*, and therefore guaranteed to be asymptotically negligible relative to the coverage error of IPCW.

1 Introduction

A fundamental challenge of survival analysis is the potential for a person’s event time to not be completely observed if either, she were to drop out, or the study ended before she experienced the event of primary interest: a phenomenon commonly known as *right censoring* (see [Kleinbaum and Klein \(1996\)](#); [Hosmer Jr et al. \(2008\)](#); [Collett \(2023\)](#) for introductory textbooks on survival analysis). A rich statistical literature on theory and methods for survival analysis is well-established. Briefly, two widely used methods for the analysis of censored time-to-event outcomes are the Kaplan-Meier Kaplan-Meier (KM) estimator ([Kaplan and Meier, 1958](#)) of the marginal survival probability function, and the celebrated Cox proportional hazards regression model ([Cox, 1972](#)) (with 66,669 and 63,088 citations to date according to Google Scholar, respectively). Both are standard tools routinely used for analyzing randomized clinical trials; with a large body of work dedicated to formalizing our understanding of their operational characteristics and to the development of several important extensions both in experimental settings and in observational studies (see for instance [Fleming and Harrington \(2013\)](#); [Andersen et al. \(2012\)](#) for textbook expositions

of the vast modern literature on martingale theory for survival analysis). Another active research area of survival analysis is that of predictive inference, where the primary goal is to (i) characterize key predictors of a unit’s risk for experiencing a given event over time (e.g. disease progression, or HIV infection), and to (ii) leverage such predictors to produce individual predictions of event-times with well-characterized uncertainty quantification. Prediction methods for censored time-to-event outcomes abound; ranging from purely parametric frameworks (e.g., [Kleinbaum and Klein \(1996\)](#)) as implemented in the `survival` R package ([Therneau, 2021](#)), semiparametric techniques such as Cox PH model ([Cox, 1972](#)) which combines the maximum partial likelihood estimator of regression parameters with the Breslow estimator of the baseline hazard function ([Breslow, 1972](#)) to produce failure time predictions as implemented in `predictCox` function in the R package `riskRegression` ([Gerds and Kattan, 2021](#)), and more recently, nonparametric and modern machine learning techniques, which include penalized Cox regression, boosted Cox regression, survival trees and random survival forests, support vector regression, and neural networks ([Van Belle et al., 2011](#); [Faraggi and Simon, 1995](#); [Katzman et al., 2018](#); [Ching et al., 2018](#); [Ishwaran et al., 2008](#); [Ishwaran and Kogalur, 2021](#); [LeBlanc and Crowley, 1993](#)).

Despite the increased flexibility of existing machine learning techniques for censored data, quantifying the uncertainty associated with their point predictions remains a significant challenge. This is primarily due to their reliance on model assumptions, that may be practically difficult to validate, and the sheer complexity of the algorithms which make their theoretical analysis intractable without invoking strong assumptions. Crucially, uncertainty quantification of all aforementioned methods aims to control conditional mis-coverage rate given the specified set of covariates, a challenging task which is well-established to be infeasible with finite sample sizes without strong assumptions even in the absence of censoring ([Foygel Barber et al., 2021](#)). To overcome these limitations, it may be favorable to aim for prediction intervals for events with a certain *marginal* coverage guarantee, rather than to attempt to perform conditional inference on point predictions for which target coverage guarantees may not be attainable. In line with the existing literature, our methods are designed to yield strong marginal coverage guarantees and weaker conditional coverage guarantees for the event times.

Conformal inference, introduced by [Vovk et al. \(2005\)](#), provides a general blueprint for constructing well-calibrated prediction intervals, with marginal coverage guarantees under relatively mild conditions. The main advantage of conformal prediction is that it provides valid finite-sample prediction intervals for a new observation exchangeable with the training sample, without imposing strong distributional assumptions on the underlying data generating mechanism. Conformal prediction methods have quickly developed for a wide variety of settings, primarily in the absence of censoring, including covariate shift ([Tibshirani et al., 2019](#); [Yang et al., 2024](#)), missing covariates ([Zaffran et al., 2024](#)), time series analysis ([Stankeviciute et al., 2021](#)), high-dimensional regression ([Chen et al., 2016](#)) to name a few.

Conformal prediction methods for censored survival outcomes have also emerged more recently, highlighting a fundamental challenge with applying classical conformal prediction with survival data due to the need to account for censoring. Recent conformal prediction methods for survival data include Cox-based methods ([Teng et al., 2021](#)) and random survival forests ([Boström et al., 2017, 2019](#)) based proposals; as well as [Candès et al. \(2023\)](#) and [Gui et al. \(2023\)](#), who proposed to construct covariate-dependent lower predictive bounds, however assuming that censoring times are observed on all units in training and validation samples, also known as *Type I Censoring*. Crucially, their proposed methods may not be appropriate for the most common form of censoring induced by loss-to-follow-up in randomized trials and cohort studies; therefore conformal prediction methodology for censoring mechanisms beyond of Type I is clearly lacking.

In this paper, we propose two new methods to construct well-calibrated and efficient lower pre-

dictive bounds for survival times leveraging available covariates. Unlike existing procedures (Candès et al., 2023; Gui et al., 2023), our framework accommodates standard right censoring due to dropout, whereby in both training and validation samples, the observed event time either matches a censoring time or the time-to-event outcome of interest, whichever occurred first, while the other remains unobserved, although its potential value is lower-bounded by the observed outcome. To calibrate our prediction intervals, we propose two separate inverse-probability-of-censoring based approaches (Robins, 1993; Robins and Rotnitzky, 1992; Robins and Finkelstein, 2000). The first (a) constructs a consistent inverse-probability-of-censoring weighting (IPCW) estimator of the marginal probability that the failure times exceed an estimated covariate-dependent lower bound, while the second approach (b) is based on an augmented-inverse-probability-of-censoring weighting (AIPCW) estimator for the same marginal probability. Although IPCW and AIPCW methods are well developed for estimation and inference in standard survival analysis settings, (a) and (b) appear to provide their first use for obtaining well-calibrated prediction intervals. For both methods, we formally establish asymptotic coverage guarantees and demonstrate through theoretical bounds and empirical experiments that AIPCW is a substantial improvement over IPCW in terms of a coverage error bound of second-order mixed bias type, also known as double robustness (Rotnitzky et al., 2021), which is guaranteed to be asymptotically negligible relative to the coverage error of IPCW.

1.1 Problem setup

Let $X \in \mathbb{R}^d$ denote a unit’s vector of covariates, $T \in \mathbb{R}_+$ the unit’s survival time and $C \in \mathbb{R}_+$ the unit’s potential censoring time. We denote by $P_{(X,T)}$ the joint distribution of (X, T) , and by P_X , P_T , $P_{T|X}$, etc., the corresponding marginal and conditional distributions. While X is fully observed, the survival time T is right-censored in the sense that only T or C is observed, whichever comes first, that is, $Y = \min\{T, C\}$ is observed, together with the censoring indicator $\Delta = \mathbf{1}\{T \leq C\}$. Thus, the fully observed data is given by the i.i.d. sample $\mathcal{D} = (X_i, Y_i, \Delta_i)_{i=1}^n$. We denote the underlying (unobserved) full data by $\mathcal{Z} = (X_i, T_i)_{i=1}^n$.

We now introduce additional notation used throughout. Given a generic function f , whenever necessary, we denote as f^* the true unknown function which generated the sample and by \hat{f} a corresponding estimator obtained from the observed data. Let $S_{T|X}(\cdot | X)$ denote the survival function of the time-to-event T given X , i.e., $S_{T|X}(t | X) = \mathbb{P}(T > t | X)$, and $S_{C|X}(\cdot | X)$ the survival function of C given X . For any $\gamma \in (0, 1)$, the conditional quantile function of $T | X$ is defined as $q_{T|X}(\gamma | X) = \inf\{t \in \mathbb{R}_+ : S_{T|X}(t | X) \leq 1 - \gamma\}$.

We aim to obtain a lower predictive bound (LPB) for the time-to-event outcome T leveraging covariates X , with a certain marginal coverage guarantee.

Definition 1.1. Let $\hat{L}(\cdot)$ be a function estimated from the observed data \mathcal{D} and $\alpha \in [0, 1]$ be a non-stochastic level. We say that \hat{L} is a marginally calibrated LPB for T at level α if

$$\mathbb{P}(T \geq \hat{L}(X)) \geq 1 - \alpha,$$

where the probability is taken with respect to a new data point $(X, T) \sim P_{(X,T)}$ and the observed data \mathcal{D} . We say that $\hat{L}(\cdot)$ is an asymptotically marginally calibrated LPB for T at level α if

$$\mathbb{P}(T \geq \hat{L}(X)) \geq 1 - \alpha - o(1) \quad \text{as } n \rightarrow \infty.$$

Given the distribution of (X, T) , there are several possibilities for an oracle LPB. For instance, one can take $L(\cdot)$ to be the α -th quantile of the marginal distribution T , which is a constant independent of X . Observing that a coverage guarantee conditional on the covariate vector X would

be much stronger and more broadly applicable, we consider the oracle LPB as the α -th conditional quantile of T given X , i.e., $q_{T|X}^*(\alpha | \cdot)$. Given that we often have one observed dataset, one might require coverage conditional on the observed data. In this case, the probably-approximately-correct (PAC) type LPB can provide a more relevant goal for the coverage guarantee.

Definition 1.2. Let $\hat{L}(\cdot)$ be a function estimated from the observed data \mathcal{D} and $\alpha, \epsilon \in [0, 1]$ be fixed levels. We say that \hat{L} is an (α, ϵ) -probably approximately correct (PAC) LPB for T if

$$\mathbb{P}\left(\mathbb{P}(T \geq \hat{L}(X) | \mathcal{D}) \geq 1 - \alpha\right) \geq 1 - \epsilon,$$

where the probability inside is calculated with respect to the new data point $(X, T) \sim P_{(X, T)}$ independent of \mathcal{D} . We say that $\hat{L}(\cdot)$ is an asymptotic (α, ϵ) -PAC LPB for T if

$$\mathbb{P}\left(\mathbb{P}(T \geq \hat{L}(X) | \mathcal{D}) \geq 1 - \alpha - o_p(1)\right) \geq 1 - \epsilon \quad \text{as } n \rightarrow \infty,$$

where the $o_p(1)$ random variable can depend on ϵ .

As noted in Candès et al. (2023), by definition, Y cannot be larger than T , thus any valid LPB for Y is trivially an LPB for T . Nevertheless, a valid lower bound for Y may yield an overly conservative lower bound for T ; for this reason, in this work, we focus on constructing bounds directly for the underlying survival time T of interest, rather than the observed censored time Y .

1.2 Related work

The predictive inference methods proposed by Candès et al. (2023) and Gui et al. (2023) focus on constructing calibrated LPBs for survival times under the more restrictive setting of Type I censoring. As briefly mentioned in the introduction, in the specific framework they consider, the censoring time C is assumed to always be observed, meaning that for each data point, the observed data comprises of the triple (X, C, Y) . Specifically, Candès et al. (2023) established that any distribution-free well-calibrated LPB for T must necessarily be an LPB for Y . This motivated their proposed approach, which entails discarding any observation with early censoring time, below a user-specified constant c_0 . This ensures that the probability that Y is smaller than T is negligible, so that a lower bound on Y is no longer overly conservative. After this filtering step, they used weighted conformal inference (Tibshirani et al., 2019) to correct for the distribution shift introduced by filtering. Under conditionally independent censoring, the LPBs constructed through this procedure achieve asymptotically valid marginal coverage, exhibiting a certain double robustness property analogous to that given in Lei and Candès (2021) in absence of censoring.

Building on the work of Candès et al. (2023), Gui et al. (2023) introduce a similar strategy, however, with a cutoff now allowed to depend on the covariates X . In fact, they argue that the choice of c_0 regulates a trade-off between over-conservativeness and excess variability. When c_0 is small, the inequality $Y < T$ may be loose, and the LPB may be conservative. On the other hand, allowing for larger values of c_0 gives values of $\mathbb{P}(C > c_0 | X)$ that are too small, yielding large weights, and therefore potentially resulting in an unstable behavior. Allowing the cutoff to vary with X aims to address this issue. Under censoring of Type I, their method yields an LPB, which is asymptotically PAC-calibrated in the sense of Definition 1.2, with the $o_p(1)$ term being the maximum of the estimation error of the conditional survival function of the censoring time given X and an $\sqrt{\log(1/\epsilon)/n}$ -order term; see Theorem 3 of Gui et al. (2023) for details. Our proposed methodology targets an analogous asymptotic PAC guarantee; however, we achieve this goal while (i) accommodating standard right-censoring and (ii) adhering to a standard double robustness

criterion, in the sense that our coverage error slack is established to be of second order, more precisely, a product of the estimation bias of the censoring and failure time laws given covariates, plus a root- n term.

As previously discussed, both [Candès et al. \(2023\)](#) and [Gui et al. \(2023\)](#) build predictive bounds under the assumption that censoring is of Type I and, therefore, fully observed, including for units for whom the primary event time is observed. Therefore, they are primarily useful in applications where potential censoring times are determined at the start of a unit’s follow-up, such as in experimental settings where administrative censoring times are pre-determined, while other forms of censoring, such as loss-to-follow-up and other related protocol departures can be prevented by design. Censoring due to dropout or protocol violation can seldom be prevented, even in well-controlled environments, such as randomized clinical trials, therefore excluding the possible utility of these prior methods from the most common form of censoring encountered in practice. Furthermore, another apparent limitation of these methods is their over reliance on a cutoff tuning parameter that induces artificial censoring of units with censoring time in the left tail of their distribution, possibly censoring units with observed failure times. This form of artificial censoring introduces a bias-variance trade-off that may be challenging to balance in practice.

Recently, [Sesia and Svetnik \(2024\)](#) extended the work of [Candès et al. \(2023\)](#) and [Gui et al. \(2023\)](#) to allow, as we do, for censoring times not being observed on units that experienced the primary event of interest during follow-up. Specifically, assuming conditionally independent censoring, they impute unobserved censoring times and subsequently apply weighted conformal inference to the imputed data, attaining similar double robustness property as [Lei and Candès \(2021\)](#). Another recent relevant paper is [Qin et al. \(2024\)](#), who employ a bootstrap-based approach to construct conformal predictive intervals for right-censored data, accommodating various working regression models for the primary event time of interest, and achieving asymptotically marginal coverage under conditionally independent censoring. Furthermore, [Meixide et al. \(2024\)](#) introduced a prediction inference framework specifically tailored for interval-censored data, therefore clearly a different focus. However, none of these recent methods meets the desirable goals of (i) and (ii).

In a separate research strand, inverse-probability-of-censoring weighting (IPCW) and augmented-inverse-probability-of-censoring weighting (AIPCW) have played a pivotal role in the development of robust and efficient methodologies for censored data; primarily in the context of inference for a finite dimensional functional of interest. The foundational semiparametric estimation robustness and efficiency theory in the presence of censoring, based on IPCW and AIPCW, was pioneered by Jamie Robins and colleagues ([Robins and Rotnitzky, 1992](#); [Robins, 1993](#)). See [van der Laan and Robins \(2003\)](#); [Tsiatis \(2006\)](#) for an introductory textbook overview of modern semiparametric efficiency theory for censored and other missing data problems. Our work extends the recent paper of [Yang et al. \(2024\)](#) which to the best of our knowledge provides the first application of semiparametric efficiency theory to a conformal prediction setting subject to covariate shift. While their proposed approach can equivalently be viewed as an outcome missing at random, their proposed methods do not directly apply to the censored survival outcome setting which presents a number of new challenges we address in this work.

1.3 Our contribution

Motivated by the limitations of existing methods, we develop a new approach for well-calibrated predictive inference for standard right censored survival outcomes, whereby either only the censoring or the primary event time is observed, whichever comes first. Our goal is to derive predictive bounds while avoiding unnecessary modeling assumptions. The first of our two proposed methods incorporates IPCW, which data adaptively accounts for the unknown censoring mechanism, pro-

vided that measured covariates are sufficiently rich to explain any dependence between censoring and the event time of primary interest. This completely obviates the need for artificial censoring and the required tuning of a cutoff parameter, while recovering robust (asymptotically) well-calibrated predictive bounds for survival times.

A well-known limitation of IPCW is that it is potentially inefficient due to discarding information contained in censored observations. Thus, in addition, we introduce an augmented IPCW approach which recovers information from censored observations with the potential for significant efficiency improvements over IPCW. Using AIPCW also leads to a desirable double robustness property, which ensures that the error in the coverage bound of the AIPCW prediction sets, due to estimation of nuisance parameters (mainly of the conditional survival curve for the primary outcome and for the censoring mechanism given covariates, respectively), is of mixed bias product form (Rotnitzky et al., 2021). This ensures that our method can provide valid bounds even if one of the required survival curves is misspecified, offering enhanced flexibility and reliability in practical applications.

Importantly, the proposed methodology for deriving predictive bounds does not depend on the specific choice of a non-conformity score. The resulting bounds preserve their validity, and the AIPCW-based approach remains doubly robust, regardless of the choice of non-conformity score. This flexibility highlights the generality and robustness of our proposed framework. Further, if the non-conformity score is properly chosen (2), to match with the intuition of conditional quantile as the oracle LPB, then our methods also recover approximate conditional coverage; see Theorem 4 of Gui et al. (2023) for a related result.

2 IPCW and AIPCW Methods

In order to ensure identifiability, throughout, we restrict the degree of dependence between the survival and censoring times, by invoking a standard conditional independence censoring assumption (Kalbfleisch and Prentice, 2002).

Assumption 2.1 (Conditional independent censoring). *Event times and censoring times are independent conditional on the observed covariates, i.e.,*

$$T \perp\!\!\!\perp C \mid X.$$

This assumption is analogous to missingness at random (MAR) in the missing data literature and to unconfoundedness in causal inference. It is appropriate in practice only to the extent that baseline covariates reasonably capture the dependence between the primary outcome and the censoring mechanism.

2.1 IPCW method

We propose a novel approach to construct valid PAC type LPBs for the survival time of future observations, satisfying Definition 1.2. The key idea behind our method is to calibrate the coverage of prediction sets for the underlying time-to-event outcome in view, by incorporating IPCW to complete-cases to account for selection bias due to censoring, using for weight the reciprocal of the estimated conditional survival function of the censoring mechanism given covariates, evaluated at the observed failure time; therefore allowing us to properly estimate and thus calibrate the coverage probability. In fact, for a given LPB function $\hat{L}(\cdot)$ possibly based on an independent sample, under Assumption 2.1,

$$\mathbb{P}(T \geq \hat{L}(X)) = \mathbb{E} \left[\frac{\Delta \mathbf{1}\{T \geq \hat{L}(X)\}}{S_{C|X}^*(T | X)} \right]. \quad (1)$$

Robins and Rotnitzky (1992) prove this result for a general full data estimating function. For completeness, the proof in our setting is given in Appendix S.1.

Implementing the proposed IPCW estimator of the coverage probability first requires obtaining an estimator of the conditional survival curve for the censoring time $\hat{S}_{C|X}(\cdot | \cdot)$, and identifying a suitable, potentially covariate dependent, candidate for the LPB \hat{L} . A natural candidate is given by an estimate of the conditional quantile function $\hat{q}_{T|X}(\cdot | \cdot)$, which can be obtained from the fitted survival curve for $T | X$, $\hat{S}_{T|X}(\cdot | \cdot)$. Empirically, this translates into solving for the “pseudo-quantile” level $\beta \in [0, 1]$ – the largest number that satisfies

$$\mathbb{E} \left[\frac{\Delta \mathbf{1}\{T \geq \hat{q}_{T|X}(\beta | X)\}}{\hat{S}_{C|X}(T | X)} \right] \geq 1 - \alpha.$$

We refer to β as *pseudo-quantile* level as the approach in fact does not rely on $\hat{q}_{T|X}(\cdot | \cdot)$ to be consistent for the true conditional quantile function in order for the resulting prediction interval to be well-calibrated; rather, any working model, possibly incorrect, for the conditional quantile function is guaranteed to produce a prediction set which has correct marginal coverage. However, the optimal or oracle choice of $\hat{q}_{T|X}(\beta | X)$, assuming the survival curve of censoring defining the weights matches the truth, entails the true conditional quantile function, because then, $\beta \equiv \alpha$ by definition of the conditional quantile, ensuring not only correct marginal coverage but also the correct conditional coverage, a clear improvement in coverage control. This robustness property is a key contribution of our proposed approach.

For the implementation of this method, we consider the computationally efficient variant of conformal prediction, namely split conformal prediction, which relies on dividing the data into two independent splits. Specifically, we split the data \mathcal{D} into a training set \mathcal{D}_1 and a calibration set \mathcal{D}_2 , with respective sets of indices \mathcal{I}_1 and \mathcal{I}_2 . Although our methods and results are formally stated for arbitrary sizes of \mathcal{D}_1 and \mathcal{D}_2 , we assume henceforth that the two splits are of comparable sizes when discussing the rates of convergence of error terms. For example, if we assume that $|\mathcal{D}_1|/|\mathcal{D}_2| \in (0, \infty)$ as $n \rightarrow \infty$, it becomes feasible to express the rates of convergence of error terms in terms of n .

On the training set, we fit the conditional survival curves for both the survival time and the censoring time. We then estimate the coverage probability on the calibration set using the following IPCW estimator:

$$\hat{P}_{\text{HT-IPCW}}(\beta) = \frac{1}{|\mathcal{D}_2|} \sum_{i \in \mathcal{I}_2} \frac{\Delta_i \mathbf{1}\{T_i \geq \hat{q}_{T|X}(\beta | X_i)\}}{\hat{S}_{C|X}(T_i | X_i)},$$

for all $\beta \in [0, 1]$. Finally, we select the optimal β as

$$\hat{\beta}_{\text{HT-IPCW}} = \sup \left\{ \beta \in [0, 1] : \hat{P}_{\text{HT-IPCW}}(\beta) \geq 1 - \alpha \right\},$$

and obtain the LPB as $\hat{L}(\cdot) = \hat{q}_{T|X}(\hat{\beta}_{\text{HT-IPCW}} | \cdot)$. Interestingly, the classical IPCW estimator can be viewed as a form of Horvitz–Thompson estimator (HT-IPCW), a well-known inverse probability weighted estimator commonly used in the survey sampling literature, which computes the sample average normalizing by the sample size (Horvitz and Thompson, 1952). However, if estimated survival probabilities defining the weights $\hat{S}_{C|X}(T_i | X_i)$ are relatively small, the estimator may become unstable, leading to increased variability. To address this issue, we consider the Hájek version of IPCW estimator (Hájek, 1971; Basu, 1970), a well-known ratio-adjusted version of the Horvitz–Thompson estimator. The Hájek IPCW estimator normalizes by the sum of the inverse

probability weights, such that the coverage probability is estimated as

$$\hat{P}_{\text{IPCW}}(\beta) = \frac{\sum_{i \in \mathcal{I}_2} \Delta_i \mathbf{1}\{T_i \geq \hat{q}_{T|X}(\beta | X_i)\} / \hat{S}_{C|X}(T_i | X_i)}{\sum_{i \in \mathcal{I}_2} \Delta_i / \hat{S}_{C|X}(T_i | X_i)},$$

and the optimal β is given by

$$\hat{\beta}_{\text{IPCW}} = \sup \left\{ \beta \in [0, 1] : \hat{P}_{\text{IPCW}}(\beta) \geq 1 - \alpha \right\}.$$

The Hájek estimator is approximately unbiased and often yields lower variance than the Horvitz-Thompson estimator (Datta and Polson, 2022). An equivalent estimating equation representation of the Hájek estimator is:

$$\mathbb{E} \left[\frac{\Delta \{ \mathbf{1}\{T \geq \hat{q}_{T|X}(\beta | X)\} - (1 - \alpha) \}}{\hat{S}_{C|X}(T | X)} \right] \geq 0.$$

Thus, we may estimate the optimal β as

$$\hat{\beta}_{\text{IPCW}} = \sup \left\{ \beta \in [0, 1] : \hat{W}(\beta) \geq 0 \right\},$$

where

$$\hat{W}(\beta) = \frac{1}{|\mathcal{D}_2|} \sum_{i \in \mathcal{I}_2} \frac{\Delta_i \{ \mathbf{1}\{T_i \geq \hat{q}_{T|X}(\beta | X_i)\} - (1 - \alpha) \}}{\hat{S}_{C|X}(T_i | X_i)}.$$

Algorithm 1 provides a detailed description of this procedure.

The method described above can be extended to a general non-conformity score computed on an independent sample. Let $R : \mathbb{R}^{d+1} \rightarrow \mathbb{R}$ be an arbitrary function defining a given non-conformity score. One may think of R as a fixed non-stochastic function. This framework allows us to select R to be of a simple form, such as T , or of more general form determined by the data, depending on the problem. If the LPB \hat{L} is chosen to be the ‘pseudo-quantile’, i.e., the estimated conditional quantile of T given X , then R is defined through

$$\{R(X, T) \geq \beta\} = \{T \geq \hat{q}_{T|X}(\beta | X)\}, \quad (2)$$

implying that under correct specification of $\hat{q}_{T|X}$, $R(X, T)$ matches the estimated conditional cumulative distribution function $\hat{F}_{T|X}(T | X)$. In general, for any non-conformity score R , there is a corresponding LPB \hat{L} , which one may recover from an expression for R . Heretofore, we will use R to indicate that our methodology allows for an arbitrary choice of non-conformity score. The detailed algorithm describing this procedure in the case of a general non-conformity score R can be found in Appendix S.6.

In Theorem 2.3, we establish the asymptotic coverage guarantee for the LPB constructed through the procedure described above. We present the result in the case of a general non-conformity score R . The following positivity assumption is required on the conditional survival curve of $C | X$ and its estimator ‘.

Assumption 2.2 (Positivity). *There exists $0 < s_0 < \infty$ such that*

$$\hat{S}_{C|X}(T | X) \wedge S_{C|X}^*(T | X) > \frac{1}{s_0},$$

a.s. under $P_{(X,T)}$.

Algorithm 1 IPCW method to estimate the LPB based on the conditional quantile

Input: Dataset \mathcal{D} , level α , grid of points $\{\beta_j\}_{j \in \mathcal{J}}$ in $[0, 1]$

- 1: Partition the data \mathcal{D} into a training set \mathcal{D}_1 and a calibration set \mathcal{D}_2 , with respective index sets \mathcal{I}_1 and \mathcal{I}_2 .
- 2: On the training set \mathcal{D}_1 , fit the survival functions $\hat{S}_{C|X}(\cdot | \cdot)$ and $\hat{S}_{T|X}(\cdot | \cdot)$ using any appropriate algorithm(s).
- 3: Based on the estimated survival curve $\hat{S}_{T|X}(t | X)$, obtain the conditional β -quantile $\hat{q}_{T|X}(\beta_j | X_i)$ for all $j \in \mathcal{J}$ and for all $i \in \mathcal{I}_2$.
- 4: **for** $j \in \mathcal{J}$ **do**
- 5: Compute the estimated coverage probability

$$\widehat{W}(\beta_j) = \frac{1}{|\mathcal{D}_2|} \sum_{i \in \mathcal{I}_2} \frac{\Delta_i \{ \mathbf{1}\{T_i \geq \hat{q}_{T|X}(\beta_j | X_i)\} - (1 - \alpha) \}}{\hat{S}_{C|X}(T_i | X_i)}$$

6: **end for**

7: Compute $\hat{\beta}_{\text{IPCW}} = \sup \{ \beta_j, j \in \mathcal{J} : \widehat{W}(\beta_j) \geq 0 \}$

Output: $\hat{L}(\cdot) = \hat{q}_{T|X}(\hat{\beta}_{\text{IPCW}} | \cdot)$

This is a standard positivity condition on which much of the semiparametric efficiency theory for censored data is based on. It ensures that, for each realized T and X , there is a positive probability of observing an individual with $C \geq T$. For a detailed discussion, refer to Section 3.3 of [van der Laan and Robins \(2003\)](#). Let L^2 denote the space of all square-integrable functions with respect to the probability measure μ of X , where $\mu(B) = \mathbb{P}(X \in B)$ for any Borel set B . We denote by $\|f\|_{L^2}$ the L^2 -norm of a function $f(\cdot)$, defined as

$$\|f\|_{L^2} = \sqrt{\int f^2(x) \mu(dx)} = \sqrt{\mathbb{E}[f^2(X)]}.$$

Theorem 2.3. *Let $\epsilon \in (0, 1)$ be fixed. There exists a universal constant K such that under Assumptions 2.1 and 2.2, with probability at least $1 - \epsilon$ over \mathcal{D}*

$$\mathbb{P} \left(R(X, T) \geq \hat{\beta}_{\text{IPCW}} \mid \mathcal{D} \right) > 1 - \alpha - s_0^2 \|\hat{S}_{C|X} - S_{C|X}^*\|_{L^2} - s_0 \left(\sqrt{\frac{1}{2} \log \frac{1}{\epsilon}} + K \right) \frac{1}{\sqrt{|\mathcal{D}_2|}}, \quad (3)$$

where the probability \mathbb{P} is taken with respect to a new data point $(X, T) \sim P_{(X, T)}$.

The proof of Theorem 2.3 is deferred to Appendix S.2. As the size of the calibration set $|\mathcal{D}_2|$ goes to ∞ , the last term on the right-hand side of the inequality vanishes. The second error term converges to zero if $\hat{S}_{C|X}$ is consistent for $S_{C|X}^*$. In other words, Theorem 2.3 shows that the prediction region for a new X , given by $\{t : R(X, t) \geq \hat{\beta}_{\text{IPCW}}\}$, is asymptotically (α, ϵ) -PAC, implying that the corresponding \hat{L} is an asymptotic (α, ϵ) -PAC LPB for T .

Remark 2.4. *In the special case of completely independent censoring, where the censoring time C is independent of (T, X) , the estimation of the censoring mechanism simplifies significantly. In this scenario, the censoring survival function $S_C^*(t)$ depends only on t and can be consistently estimated at a root- n rate using standard nonparametric methods, such as the Kaplan-Meier estimator (Kaplan and Meier, 1958; Fleming and Harrington, 2013). This assumption, while more restrictive, is commonly satisfied in randomized trials, at least within treatment arms, where the censoring mechanism may reasonably be assumed to be independent of other variables by careful study design (Pocock, 2013; Collett, 2023). Consequently, the IPCW framework becomes even more robust and efficient in such settings, further strengthening its practical applicability.*

In short, the procedure outlined in this section constructs an asymptotically (α, ϵ) -PAC LPB $\hat{L}(\cdot)$ for the right-censored survival time T . Similarly, one can construct an asymptotically (α, ϵ) -PAC upper predictive bound $\hat{U}(\cdot)$. Then, for any new observation (X, T) , one may recover a prediction interval $[\hat{L}(\cdot), \hat{U}(\cdot)]$ for T , which is asymptotically $(2\alpha, 2\epsilon)$ -PAC.

2.2 AIPCW method

The IPCW-based approach described in the previous section relies on weighting observations with observed failure time (i.e., the complete-cases) by the inverse of the probability of remaining uncensored up to the time they experience the primary outcome, thereby correcting for any potential bias due to censoring. While this method can be effective under fairly reasonable conditions, it can be inefficient by virtue of not making efficient use of information contained in censored observations and may not produce well-calibrated prediction sets if either the estimator of the censoring mechanisms converges at slow rates, or fails to be consistent. To address these limitations, we extend our framework by introducing an augmentation to IPCW that recovers information from censored observations by leveraging a model for the outcome of interest.

The AIPCW method has attractive theoretical appeal over the IPCW approach, by producing a doubly robust estimator, which means that the estimator remains consistent if either the survival model or the censoring model is correctly specified (but not necessarily both). This is an immediate consequence of its mixed bias error as shown in the result below. This robustness can be particularly valuable in survival analysis, even if machine learning or nonparametric methods are used to estimate unknown regression functions, as the AIPCW error rate is then guaranteed to be of smaller order of magnitude than that of IPCW.

The efficiency and robustness properties of AIPCW are rooted in modern semiparametric efficiency theory, where influence functions are central to constructing efficient estimators. Briefly, according to a result due to Robins and Rotnitzky (1992), the efficient influence function of a regular parameter defined on a nonparametric model subject to censoring at random can be obtained as the projection of the IPCW of the full data efficient influence function onto the ortho-complement to the tangent space for the censoring mechanism assumed to satisfy Assumption 2.2 and otherwise unrestricted. The tangent space for a semiparametric model is technically defined as the closed linear span of scores of all regular parametric sub-models contained in the model.

Robins and Rotnitzky (1992) proved that under Assumptions 2.1 and 2.2, the tangent space for the censoring mechanism is given by

$$\mathcal{T} = \text{closure} \left\{ \int h(u, X) dM_{C|X}^*(u | X) : h \in L^2 \right\},$$

where

$$dM_{C|X}^*(u | X) = dN_{C|X}(u | X) - \mathbf{1}\{Y \geq u\} d\Lambda_{C|X}^*(u | X)$$

is the martingale difference process with $dN_{C|X}(u | X) = \mathbf{1}\{Y \in du, \Delta = 0\}$ being the increment of the censoring counting process, and $\Lambda_{C|X}^*(u | X) = -\log(S_{C|X}^*(u | X))$ being the true censoring cumulative hazard function. Let $W(\cdot)$ be the IPCW estimating function:

$$W(\beta) = \frac{\Delta \{\mathbf{1}\{R(X, T) \geq \beta\} - (1 - \alpha)\}}{S_{C|X}^*(T | X)}.$$

Then, one can readily check that the orthogonal projection of W onto the censoring tangent space is given by

$$\Pi(W(\beta) | \mathcal{T}) = - \int \frac{\mathbb{E}[\mathbf{1}\{R(X, T) \geq \beta\} | X, T \geq u] - (1 - \alpha)}{S_{C|X}^*(u | X)} dM_{C|X}^*(u).$$

The resulting AIPCW moment equation is thus given by the residual of the projection of the IPCW estimating function onto the censoring tangent space. As a result, we propose to identify the optimal quantile value $\beta \in [0, 1]$ that satisfies

$$\mathbb{E} \left[\frac{\Delta \{\mathbf{1}\{R(X, T) \geq \beta\} - (1 - \alpha)\}}{\hat{S}_{C|X}(T | X)} + \int \frac{\hat{\eta}(\beta, u | X) - (1 - \alpha)}{\hat{S}_{C|X}(u | X)} d\hat{M}_{C|X}(u | X) \right] \geq 0, \quad (4)$$

where $\hat{\eta}(\beta, u | X)$ is an estimator of $\eta^*(\beta, u | X) = \mathbb{E}[\mathbf{1}\{R(X, T) \geq \beta\} | X, T \geq u]$. There are two aspects with the AIPCW moment equation that require further elaboration for practical implementation: (i) estimation of the additional nuisance component $\hat{\eta}$; and (ii) computation of the integral with respect to the martingale difference process. Similarly to the IPCW method, the data \mathcal{D} is divided into a training set \mathcal{D}_1 and a calibration set \mathcal{D}_2 , with respective index sets \mathcal{I}_1 and \mathcal{I}_2 . We use \mathcal{D}_1 to estimate all nuisance functions.

For (i), note that when, as we suppose in the following exposition, the estimated conditional quantile of $T | X$ (from an independent sample) is used to define the non-conformity score (as in (2)),

$$\begin{aligned} \eta^*(\beta, u | X) &= \mathbb{E}[\mathbf{1}\{T \geq \hat{q}_{T|X}(\beta | X)\} | X, T \geq u, \mathcal{D}_1] \\ &= \mathbb{P}(T \geq \hat{q}_{T|X}(\beta | X) | X, T \geq u, \mathcal{D}_1) \\ &= \frac{\mathbb{P}(T \geq \hat{q}_{T|X}(\beta | X), T \geq u | X, \mathcal{D}_1)}{\mathbb{P}(T \geq u | X, \mathcal{D}_1)} \\ &= \frac{S_{T|X}^*(\max\{\hat{q}_{T|X}(\beta | X), u\} | X)}{S_{T|X}^*(u | X)}. \end{aligned} \quad (5)$$

Thus, in this case, an estimator of $\eta^*(\beta, u | X)$ is conveniently expressed as:

$$\hat{\eta}(\beta, u | X) = \frac{\hat{S}_{T|X}(\max\{\hat{q}_{T|X}(\beta | X), u\} | X)}{\hat{S}_{T|X}(u | X)}.$$

For (ii), note that when evaluated in the observed sample, the integral in equation (4) often reduces to a finite sum. In fact, for several estimators, like random survival forests, $\hat{S}_{C|X}$ is piecewise constant with jumps at observed censoring times, implying that $\hat{\Lambda}_{C|X}$ is also piecewise constant and the martingale difference process is a discrete measure. In such cases, denoting the observed

ordered censoring times as $u_{(1)}, \dots, u_{(Q)}$ for some finite Q , and setting $u_{(0)} = 0$, we have:

$$\begin{aligned} & \int \frac{\hat{\eta}(\beta, u | X) - (1 - \alpha)}{\hat{S}_{C|X}(u | X)} d\widehat{M}_{C|X}(u | X) \\ &= \sum_{k=1}^Q \frac{\hat{\eta}(\beta, u_{(k)} | X) - (1 - \alpha)}{\hat{S}_{C|X}(u_{(k)} | X)} \left\{ \widehat{M}_{C|X}(u_{(k)} | X) - \widehat{M}_{C|X}(u_{(k-1)} | X) \right\}, \end{aligned}$$

where

$$\widehat{M}_{C|X}(u | X) = \mathbf{1}\{Y \leq u, \Delta = 0\} - \widehat{\Lambda}_{C|X}(Y \wedge u | X).$$

Note that, more generally, for estimators of the censoring mechanism that rely on smoothing the baseline hazard, such as kernel smoothing, the integral may not naturally reduce to a finite sum over censoring times; however, the latter may still be approximated by an alternative (weighted) finite sum via, say, Gaussian quadrature or analogous numerical integration techniques.

On the training set \mathcal{D}_1 , the conditional survival curves for both the survival time and the censoring time are estimated. Subsequently, on the calibration set \mathcal{D}_2 , we compute the IPCW term as

$$\widehat{W}(\beta) = \frac{1}{|\mathcal{D}_2|} \sum_{i \in \mathcal{I}_2} \frac{\Delta_i \{ \mathbf{1}\{T_i \geq \hat{q}_{T|X}(\beta | X_i)\} - (1 - \alpha) \}}{\hat{S}_{C|X}(T_i | X_i)}, \quad (6)$$

and the augmentation term as

$$\widehat{\Pi}(\beta) = \frac{1}{|\mathcal{D}_2|} \sum_{i \in |\mathcal{D}_2|} \sum_{k=1}^Q \frac{\hat{\eta}(\beta, u_{(k)} | X_i) - (1 - \alpha)}{\hat{S}_{C|X}(u_{(k)} | X_i)} \left\{ \widehat{M}_{C|X}(u_{(k)} | X_i) - \widehat{M}_{C|X}(u_{(k-1)} | X_i) \right\},$$

for all $\beta \in [0, 1]$. The optimal β is then estimated as

$$\hat{\beta}_{\text{AIPCW}} = \sup \left\{ \beta \in [0, 1] : \widehat{W}(\beta) + \widehat{\Pi}(\beta) \geq 0 \right\}.$$

Algorithm 2 outlines the detailed steps of this procedure. As with the IPCW-based method, this procedure can be generalized to use any arbitrary non-conformity score $R(X, T)$. The algorithm of the AIPCW for a general non-conformity scores is provided in Appendix S.6.

The rest of this section establishes the asymptotic validity and double robustness of our proposed AIPCW-based approach. The efficient influence function can readily be derived in analogy to the derivation above, as the projection of an IPCW moment function onto the ortho-complement of the censoring tangent space:

$$\begin{aligned} \text{IF}_\beta(S_{C|X}, \eta) &= \frac{\Delta}{S_{C|X}(T | X)} \{ \mathbf{1}\{R(X, T) \geq \beta\} - (1 - \alpha) \} \\ &\quad + \int \{ \eta(\beta, u | X) - (1 - \alpha) \} \frac{dM_{C|X}(u | X)}{S_{C|X}(u | X)}. \end{aligned} \quad (7)$$

For clarity, the explicit dependence on X, T and R is suppressed. Additionally, note that the dependence on $dM_{C|X}$ is captured through the dependence on $S_{C|X}$. In Lemma 2.5, we provide an alternative expression for the efficient influence function of β which is instrumental in proving the key double robustness result outlined in Theorem 2.6.

Lemma 2.5. *Under Assumption 2.1,*

$$\text{IF}_\beta(S_{C|X}, \eta) = \mathbf{1}\{R(X, T) \geq \beta\} - (1 - \alpha) - \int \{ \mathbf{1}\{R(X, T) \geq \beta\} - \eta(\beta, u | X) \} \frac{dM_{C|X}(u | X)}{S_{C|X}(u | X)}.$$

Algorithm 2 AIPCW method to estimate the LPB based on the conditional quantile

Input: Dataset \mathcal{D} , level α , grid of points $\{\beta_j\}_{j \in \mathcal{J}}$ in $[0, 1]$

- 1: Partition the data \mathcal{D} into a training set \mathcal{D}_1 and a calibration set \mathcal{D}_2 , with respective index sets \mathcal{I}_1 and \mathcal{I}_2 .
- 2: On the training set \mathcal{D}_1 , fit the survival functions $\hat{S}_{C|X}(\cdot | \cdot)$ and $\hat{S}_{T|X}(\cdot | \cdot)$ using any appropriate algorithm(s).
- 3: Based on the estimated survival curve $\hat{S}_{T|X}(t | X)$, obtain the conditional β -quantile $\hat{q}_{T|X}(\beta_j | X_i)$ for all $j \in \mathcal{J}$ and for all $i \in \mathcal{I}_2$.
- 4: Let $u_{(1)}, \dots, u_{(Q)}$ be the observed ordered censoring times, and $u_{(0)} = 0$. Based on the estimated survival curve $\hat{S}_{T|X}(t | X)$, obtain

$$\hat{\eta}(\beta_j, u_{(k)} | X_i) = \frac{\hat{S}_{T|X}(\max\{\hat{q}_{T|X}(\beta_j | X_i), u_{(k)}\} | X_i)}{\hat{S}_{T|X}(u_{(k)} | X_i)}$$

for all $j \in \mathcal{J}$, for all $k = 0, \dots, Q$, and for all $i \in \mathcal{I}_2$.

- 5: Based on the estimated survival curve $\hat{S}_{C|X}(t | X)$, obtain

$$\hat{M}_{C|X}(u_{(k)} | X_i) = \mathbf{1}\{Y_i \leq u_{(k)}, \Delta_i = 0\} + \log \hat{S}_{C|X}(Y_i \wedge u_{(k)} | X_i)$$

for all $j \in \mathcal{J}$, for all $k = 0, \dots, Q$, and for all $i \in \mathcal{I}_2$.

- 6: **for** $j \in \mathcal{J}$ **do**

- 7: Compute the estimated IPCW and AIPCW terms

$$\hat{W}(\beta_j) = \frac{1}{|\mathcal{D}_2|} \sum_{i \in \mathcal{I}_2} \frac{\Delta_i \{\mathbf{1}\{T_i \geq \hat{q}_{T|X}(\beta_j | X_i)\} - (1 - \alpha)\}}{\hat{S}_{C|X}(T_i | X_i)}$$

$$\hat{\Pi}(\beta_j) = \frac{1}{|\mathcal{D}_2|} \sum_{i \in \mathcal{I}_2} \sum_{k=1}^Q \frac{\hat{\eta}(\beta_j, u_{(k)} | X_i) - (1 - \alpha)}{\hat{S}_{C|X}(u_{(k)} | X_i)} \left\{ \hat{M}_{C|X}(u_{(k)} | X_i) - \hat{M}_{C|X}(u_{(k-1)} | X_i) \right\}$$

- 8: **end for**

- 9: Compute $\hat{\beta}_{\text{AIPCW}} = \sup \left\{ \beta_j, j \in \mathcal{J} : \hat{W}(\beta_j) + \hat{\Pi}(\beta_j) \geq 0 \right\}$

Output: $\hat{L}(\cdot) = \hat{q}_{T|X}(\hat{\beta}_{\text{AIPCW}} | \cdot)$

This expression holds for any choice of functions η and $S_{C|X}$, whether estimated or evaluated at their true value. The proof of Lemma 2.5 can be found in Appendix S.3.

The main double robustness property of the derived efficient influence function of β is established below. Before presenting the result, we introduce some additional notation. For any function $f^* : \mathbb{R}^{d+1} \rightarrow \mathbb{R}$ with estimate \hat{f} , define

$$\begin{aligned} \text{Err}_{1,f} &:= \|\hat{f}(Y | X) - f^*(Y | X)\|_{L^2}, \\ \text{Err}_{2,f}(u) &:= \|\hat{f}(u | X) - f^*(u | X)\|_{L^2}, \\ \text{Err}_{3,f}(u) &:= \left\| \frac{d\hat{f}(u | X)}{du} - \frac{df^*(u | X)}{du} \right\|_{L^2}. \end{aligned} \tag{8}$$

Let $\text{Err}_{j,\eta_\beta^*}(\cdot)$, $1 \leq j \leq 3$ denote the errors in estimating $\eta^*(\beta, \cdot | \cdot)$, and similarly, let $\text{Err}_{j,\Lambda_{C|X}^*}(\cdot)$, $1 \leq j \leq 3$ denote the errors in estimating $\Lambda_{C|X}^*(\cdot | \cdot)$.

Theorem 2.6. *Under Assumptions 2.1 and 2.2, for any estimated (from \mathcal{D}_1) functions $\hat{S}_{C|X}$ and $\hat{\eta}$, and for any $\beta \in [0, 1]$, the following inequality holds*

$$\begin{aligned} & \left| \mathbb{E} \left[\text{IF}_\beta(\hat{S}_{C|X}, \hat{\eta}) | \mathcal{D}_1 \right] - \mathbb{E} \left[\text{IF}_\beta(S_{C|X}^*, \eta^*) \right] \right| \\ & < s_0 \min \left\{ \int \text{Err}_{2,\eta_\beta^*}(u) \text{Err}_{3,\Lambda_{C|X}^*}(u) du, \text{Err}_{1,\eta_\beta^*} \text{Err}_{1,\Lambda_{C|X}^*} + \int \text{Err}_{3,\eta_\beta^*}(u) \text{Err}_{2,\Lambda_{C|X}^*}(u) du \right\}. \end{aligned} \tag{9}$$

This result implies that the influence function $\text{IF}_\beta(\hat{S}_{C|X}, \hat{\eta})$ is asymptotically unbiased as long as either $S_{C|X}^*$ or η^* is estimated consistently. The proof of Theorem 2.6 is detailed in Appendix S.4.

Remark 2.7. *As mentioned in Remark 2.4, under completely independent censoring, the censoring survival curve $S_C^*(u)$, and therefore the cumulative hazard function $\Lambda_C^*(u)$, can be consistently estimated at a root- n rate. Hence, $\|\hat{\Lambda}_C(u) - \Lambda_C(u)\|_{L^2} = O_p(n^{-1/2})$, which implies that the error bound of the AIPCW estimator is negligible and is guaranteed to be better than that of the IPCW estimator.*

Remark 2.8. *When the estimated conditional quantile of $T | X$ is used to define the non-conformity score (as in (2)), η^* takes the specific form described in (5), which involves the ratio of $S_{T|X}^*$ evaluated at two different time points. Therefore, under the assumption that $S_{T|X}^*$ and $\hat{S}_{T|X}$ satisfy a positivity condition analogous to that of the censoring mechanism in Assumption 2.2, error in estimating η^* can be bounded by the corresponding error in estimating $ST | X^*$, scaled by the positivity constant.*

The asymptotic coverage guarantee for the LPB constructed using the AIPCW-based approach, for a general non-conformity score R , is given in the following theorem, which represents a key novelty of the paper as, to the best of our knowledge, the first marginal coverage guarantee for predictive inference for a censored time-to-event outcome, with mixed bias of coverage error rate.

Theorem 2.9. *Let $\epsilon \in (0, 1)$ be fixed. Under assumptions 2.1 and 2.2, with probability at least $1 - \epsilon$*

over \mathcal{D}

$$\begin{aligned} & \mathbb{P} \left(R(X, T) \geq \hat{\beta}_{\text{AIPCW}} \mid \mathcal{D} \right) \\ & > 1 - \alpha - (s_0 + 2 \max \{1, s_0 - 1\}) \left(\sqrt{\frac{1}{2} \log \frac{1}{\epsilon}} + K \right) \frac{1}{\sqrt{|\mathcal{D}_2|}} \\ & \quad - s_0 \sup_{\beta \in [0, 1]} \min \left\{ \int \text{Err}_{2, \eta_\beta^*}(u) \text{Err}_{3, \Lambda_{C|X}^*}(u) du, \text{Err}_{1, \eta_\beta^*} \text{Err}_{1, \Lambda_{C|X}^*} + \int \text{Err}_{3, \eta_\beta^*}(u) \text{Err}_{2, \Lambda_{C|X}^*}(u) du \right\}, \end{aligned}$$

where the probability \mathbb{P} is taken with respect to a new data point $(X, T) \sim P_{(X, T)}$, for some constant $K < 1$.

The proof of Theorem 2.9 is presented in Appendix S.5.

Remark 2.10. While the coverage guarantees for IPCW (Theorem 2.3) and for AIPCW (Theorem 2.9) appear to involve different types of estimation errors for the censoring mechanism, with the former expressed in terms of the survival curve $S_{C|X}^*$ and the latter in terms of the cumulative hazard function $\Lambda_{C|X}^*$, these errors are closely related due to their smooth relationship, i.e., $\Lambda_{C|X}^*(u | X) = -\log(S_{C|X}^*(u | X))$. This implies that we can bound the error in estimating $S_{C|X}^*$ with the error in estimating $\Lambda_{C|X}^*$, and vice versa, ensuring that the rates of convergence for these estimation errors are of the same order.

3 Simulation studies

We conducted a comprehensive series of simulation studies to evaluate the performance of our proposed methods. For each simulation scenario, we generated 100 independent and identically distributed datasets. Each dataset was divided into three sets: the training set \mathcal{D}_1 , the calibration set \mathcal{D}_2 , and the test set \mathcal{D}_3 , with $|\mathcal{D}_1| = |\mathcal{D}_2| = |\mathcal{D}_3| = 1000$. We generated the full data where the event time T is observed for all individuals in the test set \mathcal{D}_3 . Although the full data is not utilized to implement our methods, it allows us to accurately compute the empirical coverage rate in the test set \mathcal{D}_3 as:

$$\frac{1}{|\mathcal{D}_3|} \sum_{i \in \mathcal{I}_3} \mathbf{1}\{T_i \geq \hat{L}(X_i)\}.$$

In all experiments, we set the target coverage level to $1 - \alpha = 0.9$. The grid of points β_j was defined as equally spaced points $\{0.001j, j = 0, \dots, 1000\}$.

3.1 Methods and Models

In this Section, we briefly describe the methods to be evaluated in addition to our proposed IPCW and AIPCW methods. Both proposed methods were implemented twice, using two different estimators for the conditional survival curves: Cox proportional hazards regression model and Random Survival Forests (RSF), both briefly described in Section 1. The Cox model, widely used in survival analysis, served as a benchmark due to its popularity, with the cumulative baseline hazard function estimated using the Breslow estimator (Breslow, 1972). However, our primary focus is on non-parametric approaches, which do not impose restrictive modeling assumptions such as proportional hazards. RSF is a suitable choice for this purpose, leveraging its flexibility in modeling survival data. To implement these estimators, we used available software: the `survival` R package for the Cox model and the `randomForestSRC` R package (Ishwaran and Kogalur, 2021) for RSF. We compared our methods against the following alternatives:

- Quantile Regression on Y (QR-Y): Conditional quantile regression at level α applied to (X_i, Y_i) , returning the predicted quantile as the LPB. Since any LPB on $Y = \min\{T, C\}$ is also a LPB on T , this method does not provide any coverage guarantee as it fails to appropriately account for censoring as a nuisance parameter.
- Conformalized quantile regression on Y (CQR-Y): Split-CQR (Romano et al., 2019) applied to (X_i, Y_i) . Although this approach produces overly-conservative bounds, it can be useful in settings where the censoring mechanism is unknown or the conditionally independent censoring assumption does not hold, provided quantile regression model is sufficiently flexible to be consistent.
- Quantile Regression on T (QR-T): Conditional quantile regression at level α applied to $(X_i, \Delta_i T_i)$, using the predicted quantile as the LPB. Because it only considers uncensored data points, it may be overly conservative as it discards information contained in censored observations and completely relies on a consistent estimator of the conditional quantile function.
- Conformalized quantile regression on T (CQR-T): Split-CQR (Romano et al., 2019) applied to $(X_i, \Delta_i T_i)$. Similar to QR-T, this method also fails to leverage information contained in censored observations.
- Survival Quantile (SQ): Conditional quantile at level α derived from the estimated conditional survival function of $T | X$, estimated via RSF. I.e., the LPB is the conditional quantile $\hat{q}_{T|X}(\alpha|X)$.
- Conformalized Survival Quantile (CSQ): Calibrated conditional quantile derived from the estimated conditional survival function of $T | X$, obtained via RSF. The LPB is the conditional quantile $\hat{q}_{T|X}(\hat{\beta}|X)$, where $\hat{\beta}$ is the optimal value of β such that $\mathbb{E}[\hat{S}_{T|X}(\hat{q}_{T|X}(\beta | X) | X)] \geq 1 - \alpha$. Validity of this approach is contingent on a consistent estimator of the survival curve of $T | X$.

Note that CSQ may be viewed as the maximum likelihood estimator (MLE) counterpart to the IPCW method, while AIPCW carefully combines CSQ and IPCW approaches requiring only one of the two approaches to be valid to produce well-calibrated predictions.

The first four approaches were implemented using the `quantreg` R package (Koenker et al., 2018), and they can be considered "naive" as they do not technically account for the censoring mechanism, despite relying on the same assumptions as our IPCW and AIPCW methods. In contrast, the last two approaches (SQ, CSQ) estimate the conditional survival function of the failure time of primary interest, therefore appropriately accounting for dependence between censoring and the target outcome by conditioning on X without directly modeling the censoring distribution. Importantly, we should highlight that both SQ and CSQ appear to also be novel methods introduced in this work.

3.2 Synthetic data

We examined three synthetic experiments, outlined in Table 1, each designed to capture distinct and meaningful scenarios. In the first setting, the conditional survival time follows an exponential distribution that satisfies the Cox proportional hazards assumption, representing a relatively simple scenario. Additionally, the censoring mechanism is independent of the covariates, with an observed censoring rate of approximately 30%. In the second experiment we introduced greater

Table 1: Summary of the settings for the three synthetic experiments

Setting	p	$P_X, P_{T X}, P_{C X}$
1	2	$X \sim N(0, 1)^2$ $T X \sim \text{Exp}(\exp(-X_1 + X_2))$ $C X \sim \text{Exp}(1/3)$
2	100	$X \sim \text{Unif}[-1, 1]^{100}$ $T X \sim \text{LogNorm}(\mathbf{1}\{X \in A\} \log(10) + \mathbf{1}\{X \notin A\} \log(1000), 1)$ $A = \{X_2 < 0, X_3 > 0, X_4 > 0\}$ $C X \sim \text{LogNorm}(\mathbf{1}\{X_1 < 0\} \log(10) + \mathbf{1}\{X_1 \geq 0\} \log(1000), 1)$
3	4	$Z \sim N(0, 1)^4$ $T Z \sim \text{Exp}(\exp(-Z_1 + 0.5Z_2 + Z_3 + 2Z_4))$ $C Z \sim \text{Exp}(\exp(0.5Z_1 + Z_2 - Z_3,))$ $X_1 = \exp(Z_1/2), X_2 = Z_2/(1 + \exp(Z_1)) + 10,$ $X_3 = (Z_1 Z_3/25 + 0.6)^3, X_4 = (Z_2 + Z_4 + 20)^2$

complexity by employing a survival distribution that does not satisfy the Cox proportional hazards assumption. This allowed us to evaluate the performance of non-parametric models, such as RSF, in handling more challenging settings. Furthermore, the censoring mechanism depends on the covariates, and the observed proportion of censoring is significantly higher compared to the first setting, around 70%, introducing two additional layers of difficulty. Finally, the third experiment adopted a challenging setup inspired by [Kang and Schafer \(2007\)](#), where the model is intentionally misspecified. Here, survival and censoring times were generated based on unobserved covariates Z , while observed covariates X were derived from transformations of Z . This design aimed to test the robustness of our methodology to model misspecification. The observed censoring rate is approximately 50%.

3.3 Results

Figure 1 shows the boxplots illustrating the empirical coverage rates obtained from the 100 datasets in each setting, providing a visual comparison of the performance of all methods. For a closer examination of each simulation study, including a comparison with the method proposed by [Gui et al. \(2023\)](#), refer to the zoomed-in plots in Appendix S.7.

In settings 1 and 3, our proposed IPCW and AIPCW methods demonstrated empirical coverage rates close to the target level, showcasing their effectiveness. Despite the simplicity of the data-generating models, the naive approaches (QR-Y, CQR-Y, QR-T, CQR-T) produced over-conservative bounds, underscoring the superior performance of our methods. Interestingly, methods utilizing quantiles derived from the survival curve (SQ, CSQ) also achieved good coverage, although SQ exhibits slight under-coverage.

In setting 2, where the Cox proportional hazards assumption does not hold, IPCW and AIPCW based on the Cox model exhibited poor performance, as anticipated. In contrast, when combined with a non-parametric model like RSF, both methods delivered empirical coverage rates close to nominal, particularly for AIPCW. The naive methods continued to underperform in this experiment. Additionally, SQ and CSQ methods showed inferior results compared to RSF-based IPCW and AIPCW, further emphasizing the benefits of non-parametric approaches under this challenging scenario.

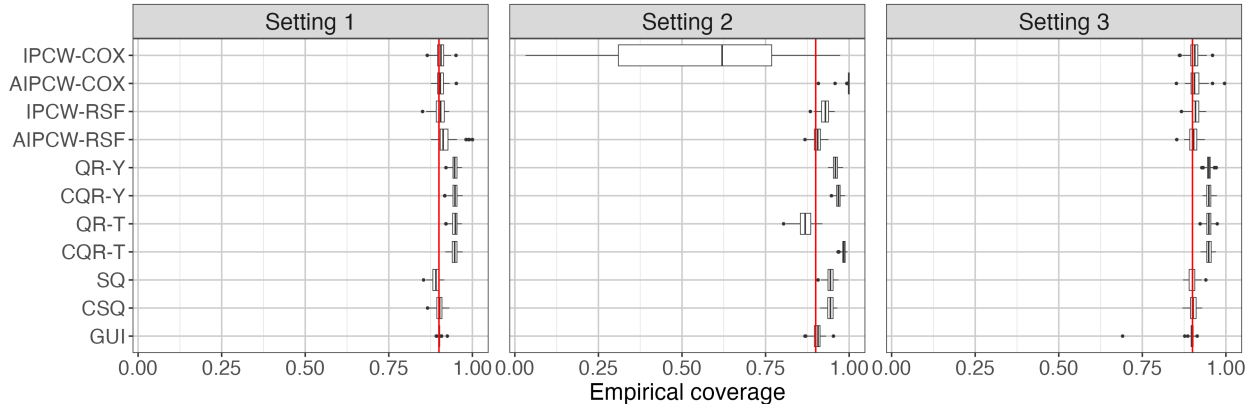


Figure 1: Empirical coverage of all methods across settings 1, 2, and 3. The boxplots represent results obtained from 100 i.i.d. generated datasets, with the red line indicating the target coverage level of 0.9.

4 Discussion

In this work, we developed a novel methodology to construct calibrated lower predictive bounds on survival times, addressing key limitations of existing methods. Our approach is flexible and general, accommodating the most common censoring type, whereby either censoring or event time only is observed, whichever comes first, accounting for dependence between failure and censoring times through baseline characteristics, via the use of inverse-probability-of-censoring weighting and augmented-inverse-probability-of-censoring weighting. By leveraging the double robustness property of AIPCW, our method ensures consistency even in the presence of partial model misspecifications, thereby enhancing its reliability in practical applications.

Our simulation studies provide empirical evidence of the effectiveness of the proposed IPCW and AIPCW methodologies. Across a range of scenarios, including settings where standard model assumptions fail, our methods consistently achieved coverage close to the target level, particularly when leveraging non-parametric regression or versatile machine learning methods such as RSF. The comparative analysis also underscored the limitations of naive methods which do not appropriately account for censoring and demonstrated the advantages of incorporating modern semiparametric efficiency theory and methods into predictive frameworks for survival data.

Despite these contributions, several avenues for future extensions remain open. One promising direction is to extend our framework to handle other coarsened data settings, where the observed data may represent more complex forms of incompleteness or missingness, such as interval censoring. These scenarios often arise in clinical and longitudinal studies and require more nuanced modeling assumptions. By incorporating principles from monotone coarsening and semiparametric efficiency theory, our methods could be adapted to provide valid and efficient predictive bounds in these more general settings.

These extensions would generalize the applicability of our framework, making it a valuable tool for a wider range of real-world applications. Addressing these challenges represents a critical step toward further enhancing the robustness and versatility of predictive methodologies in censored and more general coarsened data frameworks.

References

- Andersen, P. K., Borgan, O., Gill, R. D., and Keiding, N. (2012). *Statistical models based on counting processes*. Springer Science & Business Media.
- Basu, D. (1970). An essay on the logical foundations of survey sampling, part 1. In *Foundations of Statistical Inference* (V. Godambe and D. A. Sprott, eds.), pages 203–242, Toronto. Holt, Rinehart and Winston.
- Boström, H., Asker, L., Gurung, R., Karlsson, I., Lindgren, T., and Papapetrou, P. (2017). Conformal prediction using random survival forests. In *2017 16th IEEE International Conference on Machine Learning and Applications (ICMLA)*, pages 812–817.
- Boström, H., Johansson, U., and Vesterberg, A. (2019). Predicting with confidence from survival data. In *Conformal and Probabilistic Prediction and Applications*, pages 123–141.
- Breslow, N. E. (1972). Contribution to discussion of paper by dr cox. *Journal of the Royal Statistical Society, Series B*, 34:216–217.
- Candès, E., Lei, L., and Ren, Z. (2023). Conformalized survival analysis. *Journal of the Royal Statistical Society Series B: Statistical Methodology*, 85(1):24–45.
- Chen, W., Wang, Z., Ha, W., and Barber, R. F. (2016). Trimmed conformal prediction for high-dimensional models. *arXiv preprint arXiv:1611.09933*.
- Ching, T., Zhu, X., and Garmire, L. X. (2018). Cox-nnet: an artificial neural network method for prognosis prediction of high-throughput omics data. *PLoS computational biology*, 14(4):e1006076.
- Collett, D. (2023). *Modelling survival data in medical research*. Chapman and Hall/CRC.
- Cox, D. R. (1972). Regression models and life-tables. *Journal of the Royal Statistical Society, Series B (Methodological)*, 34(2):187–220.
- Datta, J. and Polson, N. (2022). Inverse probability weighting: from survey sampling to evidence estimation. *arXiv preprint arXiv:2204.14121*.
- Faraggi, D. and Simon, R. (1995). A neural network model for survival data. *Statistics in medicine*, 14(1):73–82.
- Fleming, T. R. and Harrington, D. P. (2013). *Counting processes and survival analysis*, volume 625. John Wiley & Sons.
- Foygel Barber, R., Candès, E. J., Ramdas, A., and Tibshirani, R. J. (2021). The limits of distribution-free conditional predictive inference. *Information and Inference: A Journal of the IMA*, 10(2):455–482.
- Gerds, T. A. and Kattan, M. W. (2021). *Medical risk prediction models: with ties to machine learning*. Chapman and Hall/CRC.
- Gui, Y., Hore, R., Ren, Z., and Barber, R. F. (2023). Conformalized survival analysis with adaptive cut-offs. *Biometrika*, 111(2):459–477.

- Hájek, J. (1971). Comment on “an essay on the logical foundations of survey sampling, part 1”. In *Foundations of Statistical Inference* (V. Godambe and D. A. Sprott, eds.), page 236, Toronto. Holt, Rinehart and Winston.
- Horvitz, D. G. and Thompson, D. J. (1952). A generalization of sampling without replacement from a finite universe. *Journal of the American Statistical Association*, 47(260):663–685.
- Hosmer Jr, D. W., Lemeshow, S., and May, S. (2008). *Applied survival analysis: regression modeling of time-to-event data*, volume 618. John Wiley & Sons.
- Ishwaran, H. and Kogalur, U. (2021). *randomForestSRC - Fast Unified Random Forests for Survival, Regression, and Classification (RF-SRC)*. <https://cran.r-project.org/web/packages/randomForestSRC/randomForestSRC.pdf>.
- Ishwaran, H., Kogalur, U. B., Blackstone, E. H., and Lauer, M. S. (2008). Random survival forests. *The Annals of Applied Statistics*, 2(3):841 – 860.
- Kalbfleisch, J. D. and Prentice, R. L. (2002). *The Statistical Analysis of Failure Time Data*. John Wiley & Sons, 2nd edition.
- Kang, J. D. Y. and Schafer, J. L. (2007). Demystifying Double Robustness: A Comparison of Alternative Strategies for Estimating a Population Mean from Incomplete Data. *Statistical Science*, 22(4):523 – 539.
- Kaplan, E. L. and Meier, P. (1958). Nonparametric estimation from incomplete observations. *Journal of the American Statistical Association*, 53(282):457–481.
- Katzman, J. L., Shaham, U., Cloninger, A., Bates, J., Jiang, T., and Kluger, Y. (2018). Deep-surv: personalized treatment recommender system using a cox proportional hazards deep neural network. *BMC medical research methodology*, 18:1–12.
- Kleinbaum, D. G. and Klein, M. (1996). *Survival analysis a self-learning text*. Springer.
- Koenker, R., Portnoy, S., Ng, P. T., Zeileis, A., Grosjean, P., and Ripley, B. D. (2018). *Package ‘quantreg’*. <https://cran.r-project.org/web/packages/quantreg/quantreg.pdf>.
- LeBlanc, M. and Crowley, J. (1993). Survival trees by goodness of split. *Journal of the American Statistical Association*, 88(422):457–467.
- Lei, L. and Candès, E. J. (2021). Conformal inference of counterfactuals and individual treatment effects. *Journal of the Royal Statistical Society Series B: Statistical Methodology*, 83(5):911–938.
- Meixide, C. G., Kosorok, M. R., and Matabuena, M. (2024). Uncertainty quantification for intervals. *arXiv preprint arXiv:2408.16381*.
- Pocock, S. J. (2013). *Clinical trials: a practical approach*. John Wiley & Sons.
- Qin, J., Piao, J., Ning, J., and Shen, Y. (2024). Conformal predictive intervals in survival analysis: a re-sampling approach. *arXiv preprint arXiv:2408.06539*.
- Robins, J. M. (1993). Information recovery and bias adjustment in proportional hazards regression analysis of randomized trials using surrogate markers. In *Proceedings of the Biopharmaceutical Section, American Statistical Association*, pages 24–33, Alexandria, VA.

- Robins, J. M. and Finkelstein, D. M. (2000). Correcting for non-compliance and dependent censoring in an aids clinical trial with inverse probability of censoring weighted (ipcw) log-rank tests. *Biometrics*, 56(3):779–788.
- Robins, J. M. and Rotnitzky, A. (1992). Recovery of information and adjustment for dependent censoring using surrogate markers. In *AIDS Epidemiology: Methodological Issues* (Jewell, N. and Dietz, K. and Farewell, V., eds.), pages 297–331. Birkhäuser, Boston, MA.
- Romano, Y., Patterson, E., and Candès, E. (2019). Conformalized quantile regression. *Advances in neural information processing systems*, pages 3543–3553.
- Rotnitzky, A., Smucler, E., and Robins, J. M. (2021). Characterization of parameters with a mixed bias property. *Biometrika*, 108(1):231–238.
- Sesia, M. and Svetnik, V. (2024). Doubly robust conformalized survival analysis with right-censored data. *arXiv preprint arXiv:2412.09729*.
- Stankeviciute, K., M Alaa, A., and van der Schaar, M. (2021). Conformal time-series forecasting. *Advances in neural information processing systems*, 34:6216–6228.
- Teng, J., Tan, Z., and Yuan, Y. (2021). T-sci: A two-stage conformal inference algorithm with guaranteed coverage for cox-mlp. In *International conference on machine learning*, pages 10203–10213. PMLR.
- Therneau, T. (2021). *A Package for Survival Analysis in R*. <https://cran.r-project.org/web/packages/survival/vignettes/survival.pdf>.
- Tibshirani, R. J., Foygel Barber, R., Candès, E., and Ramdas, A. (2019). Conformal prediction under covariate shift. *Advances in neural information processing systems*, 32.
- Tsiatis, A. A. (2006). *Semiparametric Theory and Missing Data*. Springer, New York.
- Van Belle, V., Pelckmans, K., Van Huffel, S., and Suykens, J. A. (2011). Support vector methods for survival analysis: a comparison between ranking and regression approaches. *Artificial intelligence in medicine*, 53(2):107–118.
- van der Laan, M. and Robins, J. (2003). *Unified Methods for Censored Longitudinal Data and Causality*. Springer Series in Statistics. Springer.
- Vovk, V., Gammerman, A., and Shafer, G. (2005). *Algorithmic learning in a random world*, volume 29. Springer.
- Yang, Y., Kuchibhotla, A. K., and Tchetgen Tchetgen, E. (2024). Doubly robust calibration of prediction sets under covariate shift. *Journal of the Royal Statistical Society Series B: Statistical Methodology*, 86(4):943–965.
- Zaffran, M., Josse, J., Romano, Y., and Dieuleveut, A. (2024). Predictive uncertainty quantification with missing covariates. *arXiv preprint arXiv:2405.15641*.

Supplement to “Double robust efficient prediction sets for survival analysis”

Abstract

This supplement includes detailed proofs for all the main results presented in the paper, along with supporting lemmas. Additionally, it contains the algorithms for the proposed procedures in the case of a general non-conformity score.

S.1 Proof of equation (1)

This result was originally established by [Robins and Rotnitzky \(1992\)](#) for a general estimating function of the full data. A clearer version of such proof can be found in [van der Laan and Robins \(2003\)](#).

Proof of equation (1).

$$\begin{aligned}
 \mathbb{P}(T \geq \hat{L}(X)) &= \mathbb{E} \left[\mathbf{1}\{T \geq \hat{L}(X)\} \right] \\
 &= \mathbb{E} \left[\mathbf{1}\{T \geq \hat{L}(X)\} \frac{\mathbb{P}(T \leq C \mid T, X)}{\mathbb{P}(T \leq C \mid T, X)} \right] \\
 &= \mathbb{E} \left[\mathbf{1}\{T \geq \hat{L}(X)\} \frac{\mathbb{E}[\mathbf{1}\{T \leq C\} \mid T, X]}{S_{C|X}^*(T \mid X)} \right] \\
 &= \mathbb{E} \left[\mathbb{E} \left[\frac{\mathbf{1}\{T \geq \hat{L}(X)\}}{S_{C|X}^*(T \mid X)} \mathbf{1}\{T \leq C\} \mid T, X \right] \right] \\
 &= \mathbb{E} \left[\frac{\mathbf{1}\{T \geq \hat{L}(X)\}}{S_{C|X}^*(T \mid X)} \mathbf{1}\{T \leq C\} \right] \\
 &= \mathbb{E} \left[\frac{\Delta \mathbf{1}\{T \geq \hat{L}(X)\}}{S_{C|X}^*(T \mid X)} \right],
 \end{aligned}$$

where the third equality follows from the fact that $T \perp\!\!\!\perp C \mid X$, by Assumption 2.1. □

Importantly, the proof remains unchanged if we replace $\mathbf{1}\{T \geq \hat{L}(X)\}$ with any function of (X, T) . Furthermore, note that the expression on the RHS of (1) depends solely on the observed data. In fact, since all terms are multiplied by Δ , it can be rewritten as

$$\mathbb{E} \left[\frac{\Delta \mathbf{1}\{Y \geq \hat{L}(X)\}}{S_{C|X}^*(Y \mid X)} \right].$$

S.2 Proof of Theorem 2.3

We begin by stating and proving two key lemmas, which serve as the primary steps toward establishing Theorem 2.3.

Lemma S.2.1. *Under assumptions 2.1 and 2.2, for any $\epsilon > 0$,*

$$\begin{aligned} & \sup_{\beta \in [0,1]} \left| \frac{1}{|\mathcal{D}_2|} \sum_{i \in \mathcal{I}_2} \frac{\Delta_i \{\mathbf{1}\{R(X_i, T_i) \geq \beta\} - (1 - \alpha)\}}{\widehat{S}_{C|X}(T_i | X_i)} - \mathbb{E} \left[\frac{\Delta \{\mathbf{1}\{R(X, T) \geq \beta\} - (1 - \alpha)\}}{\widehat{S}_{C|X}(T | X)} \mid \mathcal{D} \right] \right| \\ & \leq s_0 \left(\sqrt{\frac{1}{2} \log \frac{1}{\epsilon}} + K \right) \frac{1}{\sqrt{|\mathcal{D}_2|}}, \end{aligned} \tag{E.1}$$

with probability at least $1 - \epsilon$, for some constant K .

Proof. Let $n = |\mathcal{D}_2|$. Let $f : \mathbb{R}^{d+2} \rightarrow \mathbb{R}$ be defined as

$$f(x, \delta, t) = \frac{\delta \{\mathbf{1}\{R(x, t) \geq \beta\} - (1 - \alpha)\}}{\widehat{S}_{C|X}(t | x)},$$

given $\beta, R, \widehat{S}_{C|X}$ fixed. Note that f is only a function of (x, δ, t) since there is a multiplicative factor of δ . Define the empirical process

$$\mathbb{G}_n f := \frac{1}{\sqrt{n}} \sum_{i=1}^n (f(X_i, \Delta_i, T_i) - \mathbb{E}[f(X, \Delta, T) | \mathcal{D}]).$$

We want to show that for any $\epsilon > 0$ there exists $M(\epsilon)$ such that

$$\mathbb{P} \left(\sup_{\beta \in [0,1]} |\mathbb{G}_n f| \geq M(\epsilon) \right) \leq \epsilon.$$

We apply the well-known McDiarmid's inequality to the function $\sup_{\beta} |\mathbb{G}_n f|$. We first verify the bounded differences property, which is necessary for McDiarmid's inequality to hold. Given $j \in [n]$ fixed,

$$\begin{aligned} & \sup_{\substack{(x_1, \delta_1, t_1), \dots, (x_n, \delta_n, t_n) \\ (x'_j, \delta'_j, t'_j)}}} \left| \sup_{\beta \in [0,1]} \left| \frac{1}{\sqrt{n}} \sum_{i=1}^n (f(x_i, \delta_i, t_i) - \mathbb{E}[f(X, \Delta, T) | \mathcal{D}]) \right| \right. \\ & \quad \left. - \sup_{\beta \in [0,1]} \left| \frac{1}{\sqrt{n}} \sum_{i \neq j} (f(x_i, \delta_i, t_i) - \mathbb{E}[f(X, \Delta, T) | \mathcal{D}]) + \frac{1}{\sqrt{n}} (f(x'_j, \delta'_j, t'_j) - \mathbb{E}[f(X, \Delta, T) | \mathcal{D}]) \right| \right| \\ & \leq \sup_{\substack{(x_1, \delta_1, t_1), \dots, (x_n, \delta_n, t_n) \\ (x'_j, \delta'_j, t'_j)}}} \sup_{\beta \in [0,1]} \left| \frac{1}{\sqrt{n}} \sum_{i=1}^n f(x_i, \delta_i, t_i) - \frac{1}{\sqrt{n}} \sum_{i \neq j} f(x_i, \delta_i, t_i) - \frac{1}{\sqrt{n}} f(x'_j, \delta'_j, t'_j) \right| \\ & = \sup_{\substack{(x_1, \delta_1, t_1), \dots, (x_n, \delta_n, t_n) \\ (x'_j, \delta'_j, t'_j)}}} \sup_{\beta \in [0,1]} \frac{1}{\sqrt{n}} \left| \frac{\delta_j \{\mathbf{1}\{R(x_j, t_j) \geq \beta\} - (1 - \alpha)\}}{\widehat{S}_{C|X}(t_j | x_j)} - \frac{\delta'_j \{\mathbf{1}\{R(x'_j, t'_j) \geq \beta\} - (1 - \alpha)\}}{\widehat{S}_{C|X}(t'_j | x'_j)} \right| \\ & < \frac{s_0}{\sqrt{n}}, \end{aligned}$$

where the first inequality follows by applying $\sup f - \sup g \leq \sup(f - g)$, then $|\sup f| \leq \sup |f|$, then $||a| - |b|| \leq |a - b|$, and the expected values get simplified; the second inequality follows by

applying Assumption 2.2 and by bounding δ and the indicator by 1. Therefore, we can apply McDiarmid's inequality which yields

$$\mathbb{P} \left(\sup_{\beta \in [0,1]} |\mathbb{G}_n f| - \mathbb{E} \left[\sup_{\beta \in [0,1]} |\mathbb{G}_n f| \right] \geq v \right) \leq \exp \left(-\frac{2v^2}{\sum_{i=1}^n s_0^2/n} \right) = \exp \left(-\frac{2v^2}{s_0^2} \right),$$

for any $v > 0$. Moreover, by Lemma 4 of Yang et al. (2024), there exists a universal constant K such that

$$\mathbb{E} \left[\sup_{\beta \in [0,1]} |\mathbb{G}_n f| \right] \leq K s_0.$$

Then, for any $v > 0$

$$\mathbb{P} \left(\sup_{\beta \in [0,1]} |\mathbb{G}_n f| \geq v + K s_0 \right) \leq \mathbb{P} \left(\sup_{\beta \in [0,1]} |\mathbb{G}_n f| - \mathbb{E} \left[\sup_{\beta \in [0,1]} |\mathbb{G}_n f| \right] \geq v \right) \leq \exp \left(-\frac{2v^2}{s_0^2} \right).$$

Solving for v in $\epsilon = \exp \left(-\frac{2v^2}{s_0^2} \right)$, which gives $v = s_0 \sqrt{\frac{1}{2} \log \frac{1}{\epsilon}}$. Hence, for any $\epsilon > 0$

$$\mathbb{P} \left(\sup_{\beta \in [0,1]} |\mathbb{G}_n f| \geq s_0 \left(\sqrt{\frac{1}{2} \log \frac{1}{\epsilon}} + K \right) \right) \leq \epsilon.$$

□

Lemma S.2.2. *Under assumptions 2.1 and 2.2,*

$$\begin{aligned} & \sup_{\beta \in [0,1]} \left| \mathbb{E} \left[\frac{\Delta \{ \mathbf{1}\{R(X, T) \geq \beta\} - (1 - \alpha) \}}{\hat{S}_{C|X}(T | X)} \mid \mathcal{D} \right] - \mathbb{E} \left[\frac{\Delta \{ \mathbf{1}\{R(X, T) \geq \beta\} - (1 - \alpha) \}}{S_{C|X}^*(T | X)} \mid \mathcal{D} \right] \right| \\ & < s_0^2 \left\| \hat{S}_{C|X} - S_{C|X}^* \right\|_{L^2}. \end{aligned} \tag{E.2}$$

Proof. For any fixed $\beta \in [0, 1]$ we have

$$\begin{aligned}
& \left| \mathbb{E} \left[\frac{\Delta \{ \mathbf{1}\{R(X, T) \geq \beta\} - (1 - \alpha) \}}{\widehat{S}_{C|X}(T | X)} \mid \mathcal{D} \right] - \mathbb{E} \left[\frac{\Delta \{ \mathbf{1}\{R(X, T) \geq \beta\} - (1 - \alpha) \}}{S_{C|X}^*(T | X)} \mid \mathcal{D} \right] \right| \\
&= \left| \mathbb{E} \left[\Delta \{ \mathbf{1}\{R(X, T) \geq \beta\} - (1 - \alpha) \} \left(\frac{1}{\widehat{S}_{C|X}(T | X)} - \frac{1}{S_{C|X}^*(T | X)} \right) \mid \mathcal{D} \right] \right| \\
&\leq \mathbb{E} \left[\left| \Delta \{ \mathbf{1}\{R(X, T) \geq \beta\} - (1 - \alpha) \} \left(\frac{1}{\widehat{S}_{C|X}(T | X)} - \frac{1}{S_{C|X}^*(T | X)} \right) \right| \mid \mathcal{D} \right] \\
&\leq \mathbb{E} \left[\left| \frac{1}{\widehat{S}_{C|X}(T | X)} - \frac{1}{S_{C|X}^*(T | X)} \right| \mid \mathcal{D} \right] \\
&= \mathbb{E} \left[\frac{|\widehat{S}_{C|X}(T | X) - S_{C|X}^*(T | X)|}{\widehat{S}_{C|X}(T | X) S_{C|X}^*(T | X)} \mid \mathcal{D} \right] \\
&\leq \sqrt{\mathbb{E} \left[\left(\widehat{S}_{C|X}(T | X) - S_{C|X}^*(T | X) \right)^2 \mid \mathcal{D} \right] \mathbb{E} \left[\frac{1}{\widehat{S}_{C|X}(T | X)^2 S_{C|X}^*(T | X)^2} \mid \mathcal{D} \right]} \\
&= \left\| \widehat{S}_{C|X} - S_{C|X}^* \right\|_{L^2} \sqrt{\mathbb{E} \left[\frac{1}{\widehat{S}_{C|X}(T | X)^2 S_{C|X}^*(T | X)^2} \mid \mathcal{D} \right]} \\
&< s_0^2 \left\| \widehat{S}_{C|X} - S_{C|X}^* \right\|_{L^2},
\end{aligned}$$

where the first inequality follows by Jensen's; the second inequality follows because

$$|\Delta \{ \mathbf{1}\{R(X, T) \geq \beta\} - (1 - \alpha) \}| \leq 1 \quad \text{a.s.};$$

the third inequality follows by Cauchy-Schwarz; the last inequality follows by assumption 2.2. Taking the supremum over $\beta \in [0, 1]$, we get (E.2). \square

Proof of Theorem 2.3. Let $n = |\mathcal{D}_2|$. Fix $\epsilon \in (0, 1)$. For any fixed $\beta \in [0, 1]$,

$$\begin{aligned}
& \left| \frac{1}{n} \sum_{i=1}^n \frac{\Delta_i \{ \mathbf{1}\{R(X_i, T_i) \geq \beta\} - (1 - \alpha) \}}{\widehat{S}_{C|X}(T_i | X_i)} - \{ \mathbb{P}(R(X, T) \geq \beta | \mathcal{D}) - (1 - \alpha) \} \right| \\
& \stackrel{(1)}{=} \left| \frac{1}{n} \sum_{i=1}^n \frac{\Delta_i \{ \mathbf{1}\{R(X_i, T_i) \geq \beta\} - (1 - \alpha) \}}{\widehat{S}_{C|X}(T_i | X_i)} - \mathbb{E} \left[\frac{\Delta \mathbf{1}\{R(X, T) \geq \beta\}}{S_{C|X}^*(T | X)} \mid \mathcal{D} \right] + (1 - \alpha) \right| \\
& = \left| \frac{1}{n} \sum_{i=1}^n \frac{\Delta_i \{ \mathbf{1}\{R(X_i, T_i) \geq \beta\} - (1 - \alpha) \}}{\widehat{S}_{C|X}(T_i | X_i)} - \mathbb{E} \left[\frac{\Delta \mathbf{1}\{R(X, T) \geq \beta\}}{S_{C|X}^*(T | X)} \mid \mathcal{D} \right] \right. \\
& \quad \left. + (1 - \alpha) \mathbb{E} \left[\frac{\Delta}{S_{C|X}^*(T | X)} \mid \mathcal{D} \right] \right| \\
& = \left| \frac{1}{n} \sum_{i=1}^n \frac{\Delta_i \{ \mathbf{1}\{R(X_i, T_i) \geq \beta\} - (1 - \alpha) \}}{\widehat{S}_{C|X}(T_i | X_i)} - \mathbb{E} \left[\frac{\Delta \{ \mathbf{1}\{R(X, T) \geq \beta\} - (1 - \alpha) \}}{S_{C|X}^*(T | X)} \mid \mathcal{D} \right] \right| \\
& \leq \sup_{\gamma \in [0, 1]} \left| \frac{1}{n} \sum_{i=1}^n \frac{\Delta_i \{ \mathbf{1}\{R(X_i, T_i) \geq \gamma\} - (1 - \alpha) \}}{\widehat{S}_{C|X}(T_i | X_i)} - \mathbb{E} \left[\frac{\Delta \{ \mathbf{1}\{R(X, T) \geq \gamma\} - (1 - \alpha) \}}{S_{C|X}^*(T | X)} \mid \mathcal{D} \right] \right| \\
& \leq \sup_{\gamma \in [0, 1]} \left| \frac{1}{n} \sum_{i=1}^n \frac{\Delta_i \{ \mathbf{1}\{R(X_i, T_i) \geq \gamma\} - (1 - \alpha) \}}{\widehat{S}_{C|X}(T_i | X_i)} - \mathbb{E} \left[\frac{\Delta \{ \mathbf{1}\{R(X, T) \geq \gamma\} - (1 - \alpha) \}}{\widehat{S}_{C|X}(T | X)} \mid \mathcal{D} \right] \right| \\
& \quad + \sup_{\gamma \in [0, 1]} \left| \mathbb{E} \left[\frac{\Delta \{ \mathbf{1}\{R(X, T) \geq \gamma\} - (1 - \alpha) \}}{\widehat{S}_{C|X}(T | X)} \mid \mathcal{D} \right] - \mathbb{E} \left[\frac{\Delta \{ \mathbf{1}\{R(X, T) \geq \gamma\} - (1 - \alpha) \}}{S_{C|X}^*(T | X)} \mid \mathcal{D} \right] \right| \\
& \stackrel{(E.1), (E.2)}{<} s_0 \left(\sqrt{\frac{1}{2} \log \frac{1}{\epsilon}} + K \right) \frac{1}{\sqrt{|\mathcal{D}_2|}} + s_0^2 \|\widehat{S}_{C|X} - S_{C|X}^*\|_{L^2},
\end{aligned}$$

with probability at least $1 - \epsilon$. Letting $\beta = \widehat{\beta}_{\text{IPCW}}$ and rearranging the inequality above, we get

$$\begin{aligned}
\mathbb{P} \left(R(X, T) \geq \widehat{\beta}_{\text{IPCW}} \mid \mathcal{D} \right) - (1 - \alpha) & > \frac{1}{n} \sum_{i=1}^n \frac{\Delta_i \{ \mathbf{1}\{R(X_i, T_i) \geq \widehat{\beta}_{\text{IPCW}}\} - (1 - \alpha) \}}{\widehat{S}_{C|X}(T_i | X_i)} \\
& \quad - s_0 \left(\sqrt{\frac{1}{2} \log \frac{1}{\epsilon}} + K \right) \frac{1}{\sqrt{|\mathcal{D}_2|}} - s_0^2 \|\widehat{S}_{C|X} - S_{C|X}^*\|_{L^2} \\
& \geq -s_0 \left(\sqrt{\frac{1}{2} \log \frac{1}{\epsilon}} + K \right) \frac{1}{\sqrt{|\mathcal{D}_2|}} - s_0^2 \|\widehat{S}_{C|X} - S_{C|X}^*\|_{L^2},
\end{aligned}$$

with probability at least $1 - \epsilon$, where the last inequality follows because, by construction, $\widehat{\beta}_{\text{IPCW}}$ satisfies

$$\frac{1}{|\mathcal{D}_2|} \sum_{i \in \mathcal{L}_2} \frac{\Delta_i \{ \mathbf{1}\{R(X_i, T_i) \geq \widehat{\beta}_{\text{IPCW}}\} - (1 - \alpha) \}}{\widehat{S}_{C|X}(T_i | X_i)} \geq 0.$$

□

S.3 Proof of Lemma 2.5

Proof of Lemma 2.5. To prove the result we will use the two following identities

$$\int \frac{d\mathbf{1}\{Y \in du, \Delta = 0\}}{S_{C|X}(u | X)} = \frac{1 - \Delta}{S_{C|X}(C | X)}; \quad (\text{E.3})$$

$$\begin{aligned} \int \frac{\mathbf{1}\{Y \geq u\} d\Lambda_{C|X}(u | X)}{S_{C|X}(u | X)} &= \int_0^Y \frac{\lambda_{C|X}(u | X)}{S_{C|X}(u | X)} du \\ &= \int_0^{T \wedge C} \frac{\lambda_{C|X}(u | X)}{S_{C|X}(u | X)} du \\ &= \Delta \int_0^T \frac{\lambda_{C|X}(u | X)}{S_{C|X}(u | X)} du + (1 - \Delta) \int_0^C \frac{\lambda_{C|X}(u | X)}{S_{C|X}(u | X)} du \\ &= \Delta \int_0^T \frac{\partial}{\partial u} \left(\frac{1}{S_{C|X}(u | X)} \right) du + (1 - \Delta) \int_0^C \frac{\partial}{\partial u} \left(\frac{1}{S_{C|X}(u | X)} \right) du \\ &= -\Delta \left[1 - \frac{1}{S_{C|X}(T | X)} \right] - (1 - \Delta) \left[1 - \frac{1}{S_{C|X}(C | X)} \right]. \end{aligned} \quad (\text{E.4})$$

Combining equations (E.3) and (E.4) yield

$$\begin{aligned} \frac{\Delta}{S_{C|X}(T | X)} - 1 &= -\Delta \left[1 - \frac{1}{S_{C|X}(T | X)} \right] - (1 - \Delta) \\ &= -\Delta \left[1 - \frac{1}{S_{C|X}(T | X)} \right] - \frac{1 - \Delta}{S_{C|X}(C | X)} - (1 - \Delta) \left[1 - \frac{1}{S_{C|X}(C | X)} \right] \\ &= -\int \frac{d\mathbf{1}\{Y \in du, \Delta = 0\}}{S_{C|X}(u | X)} + \int \frac{\mathbf{1}\{Y \geq u\} d\Lambda_{C|X}(u | X)}{S_{C|X}(u | X)} du \\ &= -\int \frac{dM_{C|X}(u)}{S_{C|X}(u | X)}. \end{aligned} \quad (\text{E.5})$$

Therefore,

$$\begin{aligned} &\frac{\Delta}{S_{C|X}(T | X)} \{ \mathbf{1}\{R(X, T) \geq \beta\} - (1 - \alpha) \} + \int \frac{\eta(\beta, u | X) - (1 - \alpha)}{S_{C|X}(u | X)} dM_{C|X}(u | X) \\ &= \left\{ \frac{\Delta}{S_{C|X}(T | X)} - 1 \right\} \{ \mathbf{1}\{R(X, T) \geq \beta\} - (1 - \alpha) \} + \mathbf{1}\{R(X, T) \geq \beta\} - (1 - \alpha) \\ &\quad + \int \frac{\eta(\beta, u | X) - (1 - \alpha)}{S_{C|X}(u | X)} dM_{C|X}(u | X) \\ &\stackrel{(\text{E.5})}{=} -\int \frac{dM_{C|X}(u | X)}{S_{C|X}(u | X)} \{ \mathbf{1}\{R(X, T) \geq \beta\} - (1 - \alpha) \} + \mathbf{1}\{R(X, T) \geq \beta\} - (1 - \alpha) \\ &\quad + \int \frac{\eta(\beta, u | X) - (1 - \alpha)}{S_{C|X}(u | X)} dM_{C|X}(u) \\ &= -\int \frac{dM_{C|X}(u | X)}{S_{C|X}(u | X)} \{ \mathbf{1}\{R(X, T) \geq \beta\} - \eta(\beta, u | X) \} + \mathbf{1}\{R(X, T) \geq \beta\} - (1 - \alpha). \end{aligned}$$

□

S.4 Proof of Theorem 2.6

Proof of Theorem 2.6. Consider a fixed β in $[0, 1]$. Then,

$$\begin{aligned}
& \left| \mathbb{E} \left[\text{IF}_\beta(\widehat{S}_{C|X}, \widehat{\eta}) \right] - \mathbb{E} \left[\text{IF}_\beta(S_{C|X}^*, \eta^*) \right] \right| \\
&= \left| \mathbb{E} \left[\mathbf{1}\{R(X, T) \geq \beta\} - (1 - \alpha) - \int \{ \mathbf{1}\{R(X, T) \geq \beta\} - \widehat{\eta}(\beta, u | X) \} \frac{d\widehat{M}_{C|X}(u | X)}{\widehat{S}_{C|X}(u | X)} \right] \right. \\
&\quad \left. - \mathbb{E} \left[\mathbf{1}\{R(X, T) \geq \beta\} - (1 - \alpha) - \int \{ \mathbf{1}\{R(X, T) \geq \beta\} - \eta^*(\beta, u | X) \} \frac{dM_{C|X}^*(u | X)}{S_{C|X}^*(u | X)} \right] \right| \\
&= \left| \mathbb{E} \left[\mathbb{E} \left[\int \{ \mathbf{1}\{R(X, T) \geq \beta\} - \widehat{\eta}(\beta, u | X) \} \frac{d\widehat{M}_{C|X}(u | X)}{\widehat{S}_{C|X}(u | X)} \mid X \right] \right] \right| \\
&= \left| \mathbb{E} \left[\mathbb{E} \left[\int \{ \mathbf{1}\{R(X, T) \geq \beta\} - \widehat{\eta}(\beta, u | X) \} \frac{dN_{C|X}(u | X) - \mathbf{1}\{Y \geq u\}d\widehat{\Lambda}_{C|X}(u | X)}{\widehat{S}_{C|X}(u | X)} \mid X \right] \right] \right| \\
&= \left| \mathbb{E} \left[\mathbb{E} \left[\int \frac{\mathbf{1}\{R(X, T) \geq \beta\} - \widehat{\eta}(\beta, u | X)}{\widehat{S}_{C|X}(u | X)} \mathbb{E}[dN_{C|X}(u | X) \right. \right. \right. \\
&\quad \left. \left. \left. - \mathbf{1}\{Y \geq u\}d\widehat{\Lambda}_{C|X}(u | X) \mid X, T] \mid X \right] \right] \right| \\
&= \left| \mathbb{E} \left[\int \mathbb{E} \left[\frac{\mathbf{1}\{R(X, T) \geq \beta\} - \widehat{\eta}(\beta, u | X)}{\widehat{S}_{C|X}(u | X)} \mathbb{E} \left[\mathbb{E} [dN_{C|X}(u | X) \mid C \geq u, X, T] \right. \right. \right. \right. \\
&\quad \left. \left. \left. - \mathbf{1}\{Y \geq u\}d\widehat{\Lambda}_{C|X}(u | X) \mid X, T] \mid X \right] \right] \right| \\
&= \left| \mathbb{E} \left[\int \mathbb{E} \left[\frac{\mathbf{1}\{R(X, T) \geq \beta\} - \widehat{\eta}(\beta, u | X)}{\widehat{S}_{C|X}(u | X)} \mathbb{E} \left[\mathbf{1}\{T \geq u\} \mathbf{1}\{C \geq u\} d\Lambda_{C|X}^*(u | X) \right. \right. \right. \right. \\
&\quad \left. \left. \left. - \mathbf{1}\{T \geq u\} \mathbf{1}\{C \geq u\} d\widehat{\Lambda}_{C|X}(u | X) \mid X, T] \mid X \right] \right] \right| \\
&= \left| \mathbb{E} \left[\int \mathbb{E} \left[\frac{\eta^*(\beta, u | X) - \widehat{\eta}(\beta, u | X)}{\widehat{S}_{C|X}(u | X)} \mathbf{1}\{T \geq u\} S_{C|X}^*(u | X) \right. \right. \right. \\
&\quad \left. \left. \left. d \left\{ \Lambda_{C|X}^*(u | X) - \widehat{\Lambda}_{C|X}(u | X) \right\} \mid X \right] \right] \right| \\
&= \left| \mathbb{E} \left[\int \{ \eta^*(\beta, u | X) - \widehat{\eta}(\beta, u | X) \} \frac{S_{C|X}^*(u | X)}{\widehat{S}_{C|X}(u | X)} S_{T|X}^*(u | X) d \left\{ \Lambda_{C|X}^*(u | X) - \widehat{\Lambda}_{C|X}(u | X) \right\} \right] \right| \\
&= \left| \int \mathbb{E} \left[\{ \eta^*(\beta, u | X) - \widehat{\eta}(\beta, u | X) \} \frac{S_{C|X}^*(u | X)}{\widehat{S}_{C|X}(u | X)} S_{T|X}^*(u | X) d \left\{ \Lambda_{C|X}^*(u | X) - \widehat{\Lambda}_{C|X}(u | X) \right\} \right] \right| \\
&< s_0 \int \|\widehat{\eta}(\beta, u | X) - \eta^*(\beta, u | X)\|_{L^2} \left\| d \left\{ \widehat{\Lambda}_{C|X}(u | X) - \Lambda_{C|X}^*(u | X) \right\} \right\|_{L^2},
\end{aligned}$$

where the last step follows from Cauchy-Schwarz inequality, and from bounding $S_{C|X}^*$, $S_{T|X}^*$ by 1 and $\widehat{S}_{C|X}^{-1}$ by s_0 , using assumption 2.2. Moreover,

$$\begin{aligned}
& \left| \int \mathbb{E} \left[\left\{ \eta^*(\beta, u | X) - \widehat{\eta}(\beta, u | X) \right\} \frac{S_{C|X}^*(u | X)}{\widehat{S}_{C|X}(u | X)} S_{T|X}^*(u | X) d \left\{ \Lambda_{C|X}^*(u | X) - \widehat{\Lambda}_{C|X}(u | X) \right\} \right] \right| \\
&= \left| \mathbb{E} \left[\int \left\{ \eta^*(\beta, u | X) - \widehat{\eta}(\beta, u | X) \right\} \frac{S_{C|X}^*(u | X)}{\widehat{S}_{C|X}(u | X)} S_{T|X}^*(u | X) d \left\{ \Lambda_{C|X}^*(u | X) - \widehat{\Lambda}_{C|X}(u | X) \right\} \right] \right| \\
&< s_0 \left| \mathbb{E} \left[\int_0^{T \wedge C} \left\{ \eta^*(\beta, u | X) - \widehat{\eta}(\beta, u | X) \right\} d \left\{ \Lambda_{C|X}^*(u | X) - \widehat{\Lambda}_{C|X}(u | X) \right\} \right] \right| \\
&= s_0 \left| \mathbb{E} \left[\left\{ \eta^*(\beta, T \wedge C | X) - \widehat{\eta}(\beta, T \wedge C | X) \right\} \left\{ \Lambda_{C|X}^*(T \wedge C | X) - \widehat{\Lambda}_{C|X}(T \wedge C | X) \right\} \right] \right. \\
&\quad \left. - \mathbb{E} \left[\int_0^{T \wedge C} \frac{d \left\{ \eta^*(\beta, u | X) - \widehat{\eta}(\beta, u | X) \right\}}{du} \left\{ \Lambda_{C|X}^*(u | X) - \widehat{\Lambda}_{C|X}(u | X) \right\} du \right] \right| \\
&= s_0 \left| \mathbb{E} \left[\left\{ \eta^*(\beta, Y | X) - \widehat{\eta}(\beta, Y | X) \right\} \left\{ \Lambda_{C|X}^*(Y | X) - \widehat{\Lambda}_{C|X}(Y | X) \right\} \right] \right. \\
&\quad \left. - \int \mathbb{E} \left[d \left\{ \eta^*(\beta, u | X) - \widehat{\eta}(\beta, u | X) \right\} S_{T|X}^*(u | X) S_{C|X}^*(u | X) \left\{ \Lambda_{C|X}^*(u | X) - \widehat{\Lambda}_{C|X}(u | X) \right\} \right] \right| \\
&\leq s_0 \left\{ \left\| \widehat{\eta}(\beta, Y | X) - \eta^*(\beta, Y | X) \right\|_{L^2} \left\| \widehat{\Lambda}_{C|X}(Y | X) - \Lambda_{C|X}^*(Y | X) \right\|_{L^2} \right. \\
&\quad \left. + \int \left\| d \left\{ \widehat{\eta}(\beta, u | X) - \eta^*(\beta, u | X) \right\} \right\|_{L^2} \left\| \widehat{\Lambda}_{C|X}(u | X) - \Lambda_{C|X}^*(u | X) \right\|_{L^2} \right\},
\end{aligned}$$

where in the first inequality we bounded $\widehat{S}_{C|X}^{-1}$ by s_0 , using assumption 2.2; and in the last step we used triangular inequality, Cauchy-Schwarz inequality, and we bounded $S_{C|X}^*$, $S_{T|X}^*$ by 1. Therefore, for any $\beta \in [0, 1]$,

$$\begin{aligned}
& \left| \mathbb{E} \left[\text{IF}_\beta(\widehat{S}_{C|X}, \widehat{\eta}) \right] - \mathbb{E} \left[\text{IF}_\beta(S_{C|X}^*, \eta^*) \right] \right| \\
&< s_0 \min \left\{ \int \left\| \widehat{\eta}(\beta, u | X) - \eta^*(\beta, u | X) \right\|_{L^2} \left\| d \left\{ \widehat{\Lambda}_{C|X}(u | X) - \Lambda_{C|X}^*(u | X) \right\} \right\|_{L^2}, \right. \\
&\quad \left\| \widehat{\eta}(\beta, Y | X) - \eta^*(\beta, Y | X) \right\|_{L^2} \left\| \widehat{\Lambda}_{C|X}(Y | X) - \Lambda_{C|X}^*(Y | X) \right\|_{L^2} \\
&\quad \left. + \int \left\| d \left\{ \widehat{\eta}(\beta, u | X) - \eta^*(\beta, u | X) \right\} \right\|_{L^2} \left\| \widehat{\Lambda}_{C|X}(u | X) - \Lambda_{C|X}^*(u | X) \right\|_{L^2} \right\}.
\end{aligned}$$

□

Note that $\widehat{\Lambda}_{C|X}$ and $\Lambda_{C|X}^*$ are bounded above as a consequence of Assumption 2.2. Moreover, $\widehat{\eta}$ and η^* are bounded as well, representing probabilities. Hence, the norms in equation (9) are finite.

S.5 Proof of Theorem 2.9

Similarly, to the proof of Theorem 2.3, the proof of Theorem 2.9 is based on two key results. First, Lemma S.5.1, stated and proved below, which is similar to Lemma S.2.1. Second, Theorem 2.9.

Recall the expression of the efficient influence function in equation (7). Now define $\text{IF}_\beta^i(S_{C|X}, \eta)$ to be the influence function at the i -th observation (X_i, Y_i, Δ_i) .

Lemma S.5.1. *Under assumptions 2.1 and 2.2, for any $\epsilon > 0$,*

$$\sup_{\beta \in [0,1]} \left| \frac{1}{|\mathcal{D}_2|} \sum_{i \in \mathcal{I}_2} \text{IF}_\beta^i(\widehat{S}_{C|X}, \widehat{\eta}) - \mathbb{E} \left[\text{IF}_\beta(\widehat{S}_{C|X}, \widehat{\eta}) \mid \mathcal{D} \right] \right| \leq (s_0 + 2 \max\{1, s_0 - 1\}) \left(\sqrt{\frac{1}{2} \log \frac{1}{\epsilon}} + K \right), \quad (\text{E.6})$$

with probability at least $1 - \epsilon$, for some constant K .

Proof. Let $n = |\mathcal{D}_2|$. Let $f : \mathbb{R}^{d+2} \rightarrow \mathbb{R}$ be defined as

$$f(x, \delta, t) = \frac{\delta \{\mathbf{1}\{R(x, t) \geq \beta\} - (1 - \alpha)\}}{\widehat{S}_{C|X}(t | x)} - \int \{\widehat{\eta}(x, \beta, u) - (1 - \alpha)\} \frac{d\widehat{M}_{C|X}(u | x)}{\widehat{S}_{C|X}(u | x)},$$

given $\beta, R, \widehat{S}_{C|X}, \widehat{\eta}$ fixed. Notice that in this notation, we have explicitly included the dependence on x in the functions $S_{C|X}$ and μ , as highlighting this dependence is crucial for the subsequent steps. Like in the proof of Lemma S.2.1, we define the empirical process

$$\mathbb{G}_n f := \frac{1}{\sqrt{n}} \sum_{i=1}^n (f(X_i, \Delta_i, T_i) - \mathbb{E}[f(X, \Delta, T) \mid \mathcal{D}]),$$

and we want to show that for any $\epsilon > 0$ there exists $M(\epsilon)$ such that

$$\mathbb{P} \left(\sup_{\beta \in [0,1]} |\mathbb{G}_n f| \geq M(\epsilon) \right) \leq \epsilon.$$

To apply McDiarmid's inequality to the function $\sup_{\beta} |\mathbb{G}_n f|$, we verify the bounded differences property. Given $j \in [n]$ fixed,

$$\begin{aligned} & |f(x_j, \delta_j, t_j) - f(x'_j, \delta'_j, t'_j)| \\ &= \left| \frac{\delta_j \{\mathbf{1}\{R(x_j, t_j) \geq \beta\} - (1 - \alpha)\}}{\widehat{S}_{C|X}(t_j | x_j)} - \int \{\widehat{\eta}(x_j, \beta, u) - (1 - \alpha)\} \frac{d\widehat{M}_{C|X}(u | x_j)}{\widehat{S}_{C|X}(u | x_j)} \right. \\ &\quad \left. - \frac{\delta'_j \{\mathbf{1}\{R(x'_j, t'_j) \geq \beta\} - (1 - \alpha)\}}{\widehat{S}_{C|X}(t'_j | x'_j)} + \int \{\widehat{\eta}(x'_j, \beta, u) - (1 - \alpha)\} \frac{d\widehat{M}_{C|X}(u | x'_j)}{\widehat{S}_{C|X}(u | x'_j)} \right| \\ &< s_0 + \left| \int \{\widehat{\eta}(x_j, \beta, u) - (1 - \alpha)\} \frac{d\widehat{M}_{C|X}(u | x_j)}{\widehat{S}_{C|X}(u | x_j)} \right| + \left| \int \{\widehat{\eta}(x'_j, \beta, u) - (1 - \alpha)\} \frac{d\widehat{M}_{C|X}(u | x'_j)}{\widehat{S}_{C|X}(u | x'_j)} \right|, \end{aligned}$$

where we applied the triangular inequality and the bound on the IPCW term of f recovered in the proof of Lemma S.2.1. Now we bound the second and third terms in the expression above:

$$\left| \int \{\widehat{\eta}(x, \beta, u) - (1 - \alpha)\} \frac{d\widehat{M}_{C|X}(u | x)}{\widehat{S}_{C|X}(u | x)} \right| \leq \int \frac{|d\widehat{M}_{C|X}(u | x)|}{\widehat{S}_{C|X}(u | x)} \leq \max\{1, s_0 - 1\},$$

by equation E.5 and Assumption 2.2. Therefore,

$$\begin{aligned}
& \sup_{\substack{(x_1, \delta_1, t_1), \dots, (x_n, \delta_n, t_n) \\ (x'_j, \delta'_j, t'_j)}} \left| \sup_{\beta \in [0, 1]} \left| \frac{1}{\sqrt{n}} \sum_{i=1}^n (f(x_i, \delta_i, t_i) - \mathbb{E}[f(X, \Delta, T) | \mathcal{D}]) \right| \right| \\
& - \sup_{\beta \in [0, 1]} \left| \frac{1}{\sqrt{n}} \sum_{i \neq j} (f(x_i, \delta_i, t_i) - \mathbb{E}[f(X, \Delta, T) | \mathcal{D}]) + \frac{1}{\sqrt{n}} (f(x'_j, \delta'_j, t'_j) - \mathbb{E}[f(X, \Delta, T) | \mathcal{D}]) \right| \Bigg\| \\
& \leq \sup_{\substack{(x_1, \delta_1, t_1), \dots, (x_n, \delta_n, t_n) \\ (x'_j, \delta'_j, t'_j)}} \sup_{\beta \in [0, 1]} \frac{1}{\sqrt{n}} |f(x_j, \delta_j, t_j) - f(x'_j, \delta'_j, t'_j)| \\
& < \frac{s_0 + 2 \max\{1, s_0 - 1\}}{\sqrt{n}}.
\end{aligned}$$

Hence, we can apply McDiarmid's inequality which yields

$$\begin{aligned}
& \mathbb{P} \left(\sup_{\beta \in [0, 1]} |\mathbb{G}_n f| - \mathbb{E} \left[\sup_{\beta \in [0, 1]} |\mathbb{G}_n f| \right] \geq v \right) \leq \exp \left(- \frac{2v^2}{\sum_{i=1}^n \{(s_0 + 2 \max\{1, s_0 - 1\})\}^2 / n} \right) \\
& = \exp \left(- \frac{2v^2}{(s_0 + 2 \max\{1, s_0 - 1\})^2} \right),
\end{aligned}$$

for any $v > 0$. Following the same steps as in the proof of Lemma S.2.1, we obtain the result. \square

Proof of Theorem 2.9. Fix $\epsilon \in (0, 1)$. For any fixed $\beta \in [0, 1]$,

$$\begin{aligned}
& \left| \frac{1}{|\mathcal{D}_2|} \sum_{i \in \mathcal{I}_2} \text{IF}_\beta^i(\hat{S}_{C|X}, \hat{\eta}) - \{\mathbb{P}(R(X, T) \geq \beta \mid \mathcal{D}) - (1 - \alpha)\} \right| \\
& \stackrel{(1)}{=} \left| \frac{1}{|\mathcal{D}_2|} \sum_{i \in \mathcal{I}_2} \text{IF}_\beta^i(\hat{S}_{C|X}, \hat{\eta}) - \mathbb{E} \left[\frac{\Delta \mathbf{1}\{R(X, T) \geq \beta\}}{S_{C|X}^*(T \mid X)} \mid \mathcal{D} \right] + (1 - \alpha) \right| \\
& = \left| \frac{1}{|\mathcal{D}_2|} \sum_{i \in \mathcal{I}_2} \text{IF}_\beta^i(\hat{S}_{C|X}, \hat{\eta}) - \mathbb{E} \left[\frac{\Delta \mathbf{1}\{R(X, T) \geq \beta\}}{S_{C|X}^*(T \mid X)} \mid \mathcal{D} \right] + (1 - \alpha) \mathbb{E} \left[\frac{\Delta}{S_{C|X}^*(T \mid X)} \mid \mathcal{D} \right] \right| \\
& = \left| \frac{1}{|\mathcal{D}_2|} \sum_{i \in \mathcal{I}_2} \text{IF}_\beta^i(\hat{S}_{C|X}, \hat{\eta}) - \mathbb{E} \left[\frac{\Delta \{\mathbf{1}\{R(X, T) \geq \beta\} - (1 - \alpha)\}}{S_{C|X}^*(T \mid X)} \mid \mathcal{D} \right] \right| \\
& \leq \sup_{\gamma \in [0, 1]} \left| \frac{1}{|\mathcal{D}_2|} \sum_{i \in \mathcal{I}_2} \text{IF}_\gamma^i(\hat{S}_{C|X}, \hat{\eta}) - \mathbb{E} \left[\frac{\Delta \{\mathbf{1}\{R(X, T) \geq \gamma\} - (1 - \alpha)\}}{S_{C|X}^*(T \mid X)} \mid \mathcal{D} \right] \right| \\
& \quad - \mathbb{E} \left[\int \frac{dM_{C|X}^*(u \mid x)}{S_{C|X}^*(u \mid x)} \{\eta^*(\gamma, u \mid X) - (1 - \alpha)\} du \right] \Big| \\
& = \sup_{\gamma \in [0, 1]} \left| \frac{1}{|\mathcal{D}_2|} \sum_{i \in \mathcal{I}_2} \text{IF}_\gamma^i(\hat{S}_{C|X}, \hat{\eta}) - \mathbb{E} \left[\text{IF}_\gamma(S_{C|X}^*, \eta^*) \mid \mathcal{D} \right] \right| \\
& \leq \sup_{\gamma \in [0, 1]} \left| \frac{1}{|\mathcal{D}_2|} \sum_{i \in \mathcal{I}_2} \text{IF}_\gamma^i(\hat{S}_{C|X}, \hat{\eta}) - \mathbb{E} \left[\text{IF}_\gamma(\hat{S}_{C|X}, \hat{\eta}) \mid \mathcal{D} \right] \right| \\
& \quad + \sup_{\gamma \in [0, 1]} \left| \mathbb{E} \left[\text{IF}_\gamma(\hat{S}_{C|X}, \hat{\eta}) \mid \mathcal{D} \right] - \mathbb{E} \left[\text{IF}_\gamma(S_{C|X}^*, \eta^*) \mid \mathcal{D} \right] \right| \\
& \stackrel{(E.6), (9)}{<} (s_0 + 2 \max\{1, s_0 - 1\}) \left(\sqrt{\frac{1}{2} \log \frac{1}{\epsilon}} + K \right) \frac{1}{\sqrt{|\mathcal{D}_2|}} \\
& \quad + s_0 \min \left\{ \int \sup_{\beta \in [0, 1]} \|\hat{\eta}(\beta, u \mid X) - \eta^*(\beta, u \mid X)\|_{L^2} \left\| d \left\{ \hat{\Lambda}_{C|X}(u \mid X) - \Lambda_{C|X}^*(u \mid X) \right\} \right\|_{L^2}, \right. \\
& \quad \|\hat{\eta}(\beta, Y \mid X) - \eta^*(\beta, Y \mid X)\|_{L^2} \left\| \hat{\Lambda}_{C|X}(Y \mid X) - \Lambda_{C|X}^*(Y \mid X) \right\|_{L^2} \\
& \quad \left. + \int \sup_{\beta \in [0, 1]} \|d \{\hat{\eta}(\beta, u \mid X) - \eta^*(\beta, u \mid X)\}\|_{L^2} \left\| \hat{\Lambda}_{C|X}(u \mid X) - \Lambda_{C|X}^*(u \mid X) \right\|_{L^2} \right\}
\end{aligned}$$

with probability at least $1 - \epsilon$. The result follows by letting $\beta = \hat{\beta}_{\text{AIPCW}}$ in the inequality above, and because $\hat{\beta}_{\text{AIPCW}}$ satisfies $\frac{1}{|\mathcal{D}_2|} \sum_{i \in \mathcal{I}_2} \text{IF}_{\hat{\beta}_{\text{AIPCW}}}^i(\hat{S}_{C|X}, \hat{\eta}) \geq 0$ by construction. \square

S.6 Algorithms for a general non-conformity score

Algorithm 3 IPCW method to estimate the LPB based on a general non-conformity score

Input: Dataset \mathcal{D} , level α , grid of points $\{\beta_j\}_{j \in \mathcal{J}}$ in $[0, 1]$, non-conformity score $R(\cdot, \cdot)$

- 1: Partition the data \mathcal{D} into a training set \mathcal{D}_1 and a calibration set \mathcal{D}_2 , with respective index sets \mathcal{I}_1 and \mathcal{I}_2 .
- 2: On the training set \mathcal{D}_1 , fit the survival functions $\hat{S}_{C|X}(\cdot | \cdot)$ and $R(\cdot, \cdot)$ using any appropriate algorithm(s).
- 3: Based on the non-conformity score $R(\cdot, \cdot)$, compute the score $R(X_i, T_i)$ for all $i \in \mathcal{I}_2$ for which $\Delta_i = 1$.
- 4: **for** $j \in \mathcal{J}$ **do**
- 5: Compute the estimated coverage probability

$$\widehat{W}(\beta_j) = \frac{1}{|\mathcal{D}_2|} \sum_{i \in \mathcal{I}_2} \frac{\Delta_i \{\mathbf{1}\{R(X_i, T_i) \geq \beta_j\} - (1 - \alpha)\}}{\hat{S}_{C|X}(T_i | X_i)}$$

6: **end for**

7: Compute $\hat{\beta}_{\text{IPCW}} = \sup \{\beta_j, j \in \mathcal{J} : \widehat{W}(\beta_j) \geq 0\}$

Output: Prediction region given a new X : $\{t : R(X, t) \geq \hat{\beta}_{\text{IPCW}}\}$

Algorithm 4 AIPCW method to estimate the LPB based on a general non-conformity score

Input: Dataset \mathcal{D} , level α , grid of points $\{\beta_j\}_{j \in \mathcal{J}}$ in $[0, 1]$, non-conformity score $R(\cdot, \cdot)$

- 1: Partition the data \mathcal{D} into a training set \mathcal{D}_1 and a calibration set \mathcal{D}_2 , with respective index sets \mathcal{I}_1 and \mathcal{I}_2 .
- 2: On the training set \mathcal{D}_1 , fit the survival functions $\hat{S}_{C|X}(\cdot | \cdot)$ and $R(\cdot, \cdot)$ using any appropriate algorithm(s).
- 3: Based on the non-conformity score $R(\cdot, \cdot)$, compute the score $R(X_i, T_i)$ for all $i \in \mathcal{I}_2$ for which $\Delta_i = 1$.
- 4: Let $u_{(1)}, \dots, u_{(Q)}$ be the observed ordered censoring times, and $u_{(0)} = 0$. Based on the estimated non-conformity score $R(\cdot, \cdot)$, obtain the estimate $\hat{\eta}(\beta_j, u_{(k)} | X_i)$, for all $j \in \mathcal{J}$, for all $k = 0, \dots, Q$, and for all $i \in \mathcal{I}_2$.
- 5: Based on the estimated survival curve $\hat{S}_{C|X}(t | X)$, obtain

$$\widehat{M}_{C|X}(u_{(k)} | X_i) = \mathbf{1}\{Y_i \leq u_{(k)}, \Delta_i = 0\} + \log \hat{S}_{C|X}(Y \wedge u_{(k)} | X_i)$$

for all $j \in \mathcal{J}$, for all $k = 0, \dots, Q$, and for all $i \in \mathcal{I}_2$.

6: **for** $j \in \mathcal{J}$ **do**

7: Compute the estimated IPCW and AIPCW terms

$$\widehat{W}(\beta_j) = \frac{1}{|\mathcal{D}_2|} \sum_{i \in \mathcal{I}_2} \frac{\Delta_i \{\mathbf{1}\{R(X_i, T_i) \geq \beta_j\} - (1 - \alpha)\}}{\hat{S}_{C|X}(T_i | X_i)}$$

$$\widehat{\Pi}(\beta_j) = \frac{1}{|\mathcal{D}_2|} \sum_{i \in \mathcal{D}_2} \sum_{k=1}^Q \frac{\hat{\eta}(\beta_j, u_{(k)} | X_i) - (1 - \alpha)}{\hat{S}_{C|X}(u_{(k)} | X_i)} \left\{ \widehat{M}_{C|X}(u_{(k)} | X_i) - \widehat{M}_{C|X}(u_{(k-1)} | X_i) \right\}$$

8: **end for**

9: Compute $\hat{\beta}_{\text{AIPCW}} = \sup \left\{ \beta_j, j \in \mathcal{J} : \widehat{W}(\beta_j) + \widehat{\Pi}(\beta_j) \geq 0 \right\}$

Output: Prediction region given a new X : $\left\{ t : R(X, t) \geq \hat{\beta}_{\text{AIPCW}} \right\}$

S.7 Detailed empirical coverage plots

This section provides a closer examination of the empirical coverage rates for each of the three experimental settings. With respect to the main text, the following visualizations facilitate a deeper understanding of the performance of each method under different scenarios, highlighting their strengths and limitations in terms of coverage accuracy.

The alternative methods used for comparison with our proposed approaches are the same as those outlined in Section 3.1, with the addition of the method proposed by Gui et al. (2023) (GUI). In this adaptive cutoff approach, the candidate LPB is derived from the estimated conditional quantile of $T | X$. As shown in Figures A.1, A.2, and A.3, this method demonstrates strong performance across all settings. However, it operates under the more restrictive assumption that all censoring times are observed, making its comparison with other methods less equitable. Its inclusion here is intended primarily for completeness.

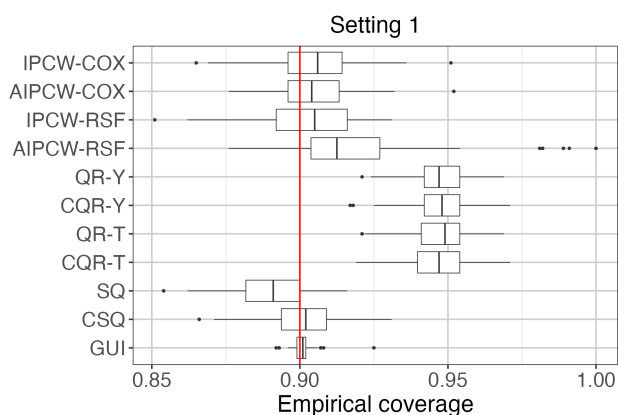


Figure A.1: Empirical coverage of all methods in setting 1. The boxplots represent results obtained from 100 i.i.d. generated datasets, with the red line indicating the target coverage level of 0.9.

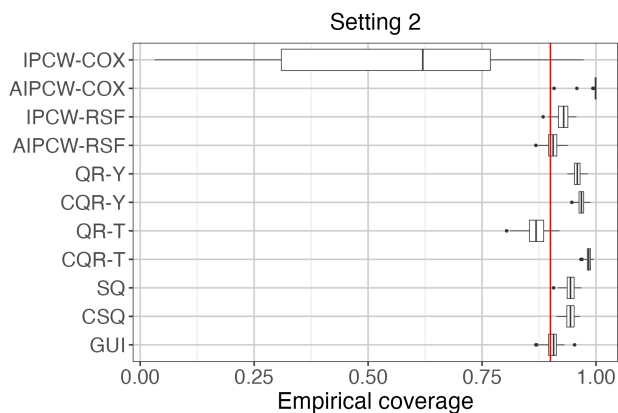


Figure A.2: Empirical coverage of all methods in setting 2. The boxplots represent results obtained from 100 i.i.d. generated datasets, with the red line indicating the target coverage level of 0.9.

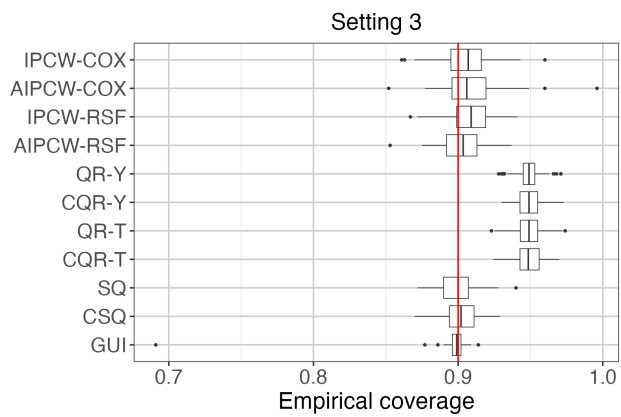


Figure A.3: Empirical coverage of all methods in setting 3. The boxplots represent results obtained from 100 i.i.d. generated datasets, with the red line indicating the target coverage level of 0.9.