

Benchmarking Large and Small MLLMs

Xuelu Feng¹, Yunsheng Li², Dongdong Chen², Mei Gao², Mengchen Liu²,
Junsong Yuan¹, and Chunming Qiao¹

¹Department of Computer Science and Engineering, The State University of
New York at Buffalo, {xuelufen, jsyuan, qiao}@buffalo.edu

²Microsoft, Redmond, WA, USA, {yunshengli, dongdong.chen,
xuemei.gao, mengcliu}@microsoft.com

Abstract

Large multimodal language models (MLLMs) such as GPT-4V and GPT-4o have achieved remarkable advancements in understanding and generating multimodal content, showcasing superior quality and capabilities across diverse tasks. However, their deployment faces significant challenges, including slow inference, high computational cost, and impracticality for on-device applications. In contrast, the emergence of small MLLMs, exemplified by the LLaVA-series models and Phi-3-Vision, offers promising alternatives with faster inference, reduced deployment costs, and the ability to handle domain-specific scenarios. Despite their growing presence, the capability boundaries between large and small MLLMs remain underexplored.

In this work, we conduct a systematic and comprehensive evaluation to benchmark both small and large MLLMs, spanning general capabilities such as object recognition, temporal reasoning, and multimodal comprehension, as well as real-world applications in domains like industry and automotive. Our evaluation reveals that small MLLMs can achieve comparable performance to large models in specific scenarios but lag significantly in complex tasks requiring deeper reasoning or nuanced understanding. Furthermore, we identify common failure cases in both small and large MLLMs, highlighting domains where even state-of-the-art models struggle. We hope our findings will guide the research community in pushing the quality boundaries of MLLMs, advancing their usability and effectiveness across diverse applications.

Contents

1	Introduction	1
1.1	Motivation and Overview	1
1.2	Input Modes of Large and Small MLLMs	4
2	Single Image-text Pair Inputs	5
2.1	Understanding	5
2.1.1	Instruction Following	6
2.1.2	Perception	9
2.1.3	Optical Character Recognition	20
2.1.4	Multilingual Multimodal	22
2.1.5	Coding	26
2.2	Reasoning	31
2.2.1	Spatial Location	31
2.2.2	Logical Thinking	40
2.2.3	Chart, Table and Document	44
2.2.4	Multimodal Reasoning	53
2.2.5	Multimodal Knowledge and Commonsense	58
2.3	Assessment	61
2.3.1	Evaluation of Generated Images	61
2.4	Human-Computer Interaction	63
2.4.1	Understand Basic Pointing Inputs	63
2.4.2	Understand Pixel Space Edited Input	65
3	Multi-image with Text Inputs	68
3.1	Understanding	68
3.1.1	Perception	68
3.2	Assessment	69
3.2.1	Image Aesthetics	69
3.2.2	Forensic Detection	70
4	Multi-frame with Text Inputs	74
4.1	Multi-image Sequencing	74
4.1.1	Action Recognition	75

4 CONTENTS

4.2	Video Understanding	75
4.2.1	Temporal Ordering	75
4.2.2	Temporal Anticipation	75
4.2.3	Temporal Localization and Reasoning	78
4.3	Human-Computer Interaction	78
4.3.1	Grounded Temporal Understanding	78
5	Interleaved Image-text Inputs	82
5.1	Understanding	82
5.1.1	Detail Analysis	82
5.2	Reasoning	83
5.2.1	Logical Thinking	83
5.3	Generation	85
5.3.1	Prompt Generation for Image Editing	85
5.4	Human-Computer Interaction	85
5.4.1	Generate Pointing Outputs	85
6	Application	90
6.1	Tailored Visual Captioning	90
6.1.1	Photo Organization	90
6.1.2	Discovery and Association of Parts and Objects	91
6.1.3	Dense Captioning with Segmentation	91
6.2	Industry Automation	95
6.2.1	Anomaly Detection	95
6.2.2	Safety Inspection	95
6.2.3	Grocery Checkout	98
6.3	Automotive Systems	98
6.3.1	Damage Evaluation	98
6.3.2	Insurance Reporting	100
6.4	Embodied AI	100
6.4.1	House Navigation	100
6.5	Intelligent Graphical Interface Exploration	103
6.5.1	Notification Understanding	103
6.5.2	Web Browsing	103
6.5.3	Online Shopping	106
6.5.4	Watching Videos	108
7	Conclusion	113

1 Introduction

1.1 Motivation and Overview

The breakthroughs in large language models (LLMs) [Chowdhery et al. 2023, Chung et al. 2024, OpenAI 2023b, Touvron et al. 2023] have shown remarkable versatilities and capabilities across various domains and tasks. After that, the focus has shifted toward multimodal models that integrate vision and language, Multimodal Large Language Models (MLLMs) [Bai et al. 2023, Chen et al. 2023, Gupta et al. 2022, Li et al. 2023, Peng et al. 2023, Team et al. 2023, Ye et al. 2023, Zhang et al. 2023, Zhu et al. 2023] marks a significant advancement in the ability to process and reason with inputs from different modalities, *e.g.*, text, image and video. These models demonstrate unparalleled quality in integrating visual and textual information, enabling breakthroughs in both general-purpose applications and advanced reasoning scenarios. However, their deployment is hindered by significant challenges. The massive computational resources required for training and inference result in slow processing speeds and high operational costs, making these models super expensive for many real-world applications. Additionally, their reliance on substantial hardware infrastructure prevents on-device deployment, which is increasingly critical for applications demanding low latency, high efficiency, and privacy-preserving operations.

In response to these limitations, there has been a surge in the development of small multimodal language models, designed to overcome the deployment challenges of their larger counterparts. These models, exemplified by the LLava-series and Phi-3-Vision, prioritize efficiency and accessibility, which significantly reduces deployment costs and makes device deployment possible by reducing the model size. They can enable real-time applications and fostering new opportunities for domain-specific scenarios. For instance, small MLLMs can be fine-tuned for specialized fields such as healthcare, automotive, and industry, addressing niche requirements that large models cannot feasibly accommodate. Despite their reduced size and computational footprint, these models are beginning to demonstrate promising capabilities, further expanding the applicability of multimodal AI technologies.

To better understand these MLLMs' capability, many different benchmarks have been proposed [Fu et al. 2024, Guan et al. 2024, Li et al. 2024, Liu et al. 2023b, Wu et al. 2024, Xu et al. 2023, Yin et al. 2024, Yu et al. 2023]. However, previous evaluations have been narrow in scope, often focusing on limited task ranges or specific models:

- Limited MLLM Comparison and Quantitative Analysis: Some benchmarking methods [Bubeck et al. 2023, Yang et al. 2023], while extensive in its task variety, only eval-

2 Chapter 1 Introduction

uated a single model without comparing it to other MLLMs. Additionally, each task was analyzed primarily on qualitative grounds with small sample sizes.

- **Narrow Task Focus:** Most prior benchmarks have concentrated on a limited set of tasks, such as basic visual perception or caption generation, lacking the comprehensiveness. This focus on narrow tasks fails to capture the full range of multimodal interactions and reasoning that MLLMs are capable of, limiting our understanding of their true potential. For instance, benchmarks like BLINK [Fu et al. 2024] have primarily tested models on visual perception, not on comprehensive multimodal reasoning.
- **Limited Input Variety:** A common limitation of existing benchmarks is their reliance on simple input formats like static image-text pairs. Real-world scenarios, however, often require models to handle more complex formats, such as multi-frame image sequences or interleaved image-text inputs. Existing methods such as MMBench [Liu et al. 2023b] have primarily focused on simple multi-image and text formats, which do not reflect the intricacies involved in tasks requiring temporal understanding or dynamic multimodal reasoning.

Given these gaps, our key motivation is to develop a comprehensive assessment that systematically evaluates multiple MLLMs, exploring a broad range of tasks in multiple capabilities and covering diverse input types. Specifically, we include both large models like GPT-4V [OpenAI 2023a] and GPT-4o [OpenAI 2024], and smaller models such as LLaVA-NeXT [Liu et al. 2024] and Phi-3-Vision [Abdin et al. 2024]. This allows us to compare the performance of resource-heavy models with more efficient, smaller models to assess their suitability for real-world applications. Rather than focusing on narrow task sets, our approach spans multiple domains, including reasoning, temporal anticipation, spatial understanding, and dynamic task execution, reflecting the full complexity of multimodal interactions. We move beyond traditional image-text pairs and introduce a variety of input formats such as multi-frame sequences, interleaved image-text sequences, and more complex visual inputs. This helps to capture the challenges presented by real-world tasks, such as those found in industry and automation settings.

To systematically assess MLLMs' capabilities, we propose a comprehensive evaluation strategy that includes both general capability evaluation and real-world scenario-based task assessments. We categorize the input formats into four types to assess the models' core abilities, including single image-text pairs, multiple images with a single text prompt, multi-frame with text inputs and interleaved image-text inputs. Each task tests different capabilities such as object recognition, temporal reasoning, task execution, and multimodal comprehension. By systematically comparing the performance of both large and small MLLMs across these input formats, we provide insights into where smaller models can suffice and where large models still hold an edge. Beyond general capabilities, we apply the models to real-world scenarios, categorized by domain (*e.g.*, industry, automotive, customized captioner). Each task in these

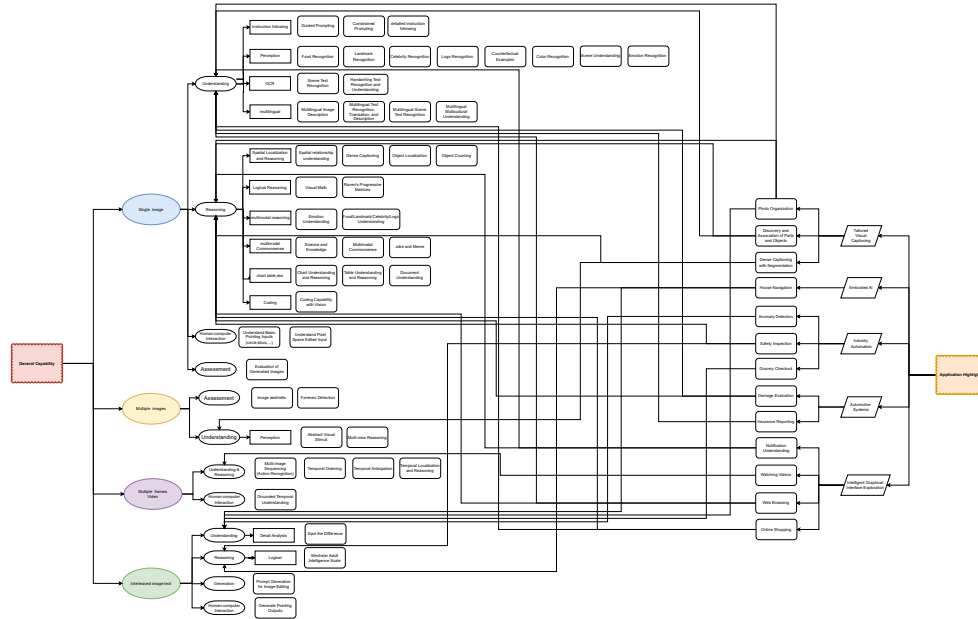


Figure 1.1: Mapping of task types, input formats, and general capabilities across different domains. The figure illustrates the relationships between task categories—single image-text pair, multi-image with text, multi-frame with text, and interleaved image-text pair—and their corresponding general capabilities. Additionally, it highlights how these tasks are applied across various real-world domains, such as industry, automotive, and customized captioning, providing a comprehensive overview of the model’s applicability and performance across different input formats.

domains is evaluated for its reliance on specific capabilities, as illustrated in Figure 1.1, showing the mapping between task types and general capabilities. For instance, defect detection in industry requires a strong combination of object recognition and anomaly detection, while grocery checkout systems hinge on object counting and contextual description generation.

Our contributions are as follows:

- **Broad Comparison of MLLMs:** We compare the performance of two representative proprietary large MLLMs (GPT-4V, GPT-4o) and two representative small MLLMs (LLaVA-NeXT, Phi-3-Vision), providing insights into where small models are viable alternatives and where large models excel.

- **A Comprehensive Evaluation for MLLMs:** We conduct a comprehensive evaluation for MLLMs across four input types, linking tasks to general capabilities, and testing their performance on a wider range of real-world scenarios than existing benchmarks.
- **Real-World Scenario Applications:** We go beyond simple tasks and evaluate how well MLLMs can be applied to real-world domains such as industry, automotive, and automated systems, providing valuable insights into their practical utility.
- **Highlighting Small Model Potential:** By comparing small and large MLLMs across these varied tasks, we identify the strengths and limitations of small models, contributing to the development of more efficient models for specific applications.

This work fills the gap left by existing benchmarks and preliminary explorations, offering a more comprehensive evaluation of MLLMs and their applicability to real-world tasks. To strengthen the validity of our conclusions, we employed three annotators to assess the accuracy of four MLLMs, determining which outputs were correct and which were incorrect.

1.2 Input Modes of Large and Small MLLMs

In this paper we categorize 48 general tasks into four types based on four types of input: single image-text pair, multi-image with text, multi-frame with text, and interleaved image-text pairs (optionally with multiple images). Large MLLMs can process all the input format. In contrast, during our writing process, small MLLMs, such as LLaVA-NeXT and Phi-3-Vision, cannot support multi-image or interleaved image-text very well, so we mainly test their capability in handling single image-text pair. For each task, we borrow some samples existing in previous works (e.g., [Yang et al. 2023]) and also collect a lot of new samples from internet and benchmark datasets. For the corresponding text prompts, in most tasks that were studied in previous works, we follow the prompts provided in these works. However, for a few tasks where the results are unsatisfactory (e.g., no bounding box coordinate in the generated output), we further refine the prompts by ourselves. For newly added tasks, we create entirely new prompts.

2

Single Image-text Pair Inputs

In this chapter, we focus on tasks that utilize single image-text pair inputs, a foundational format for many visual-linguistic applications. We evaluate four MLLMs (Multi-Modal Large Language Models) across four key capabilities: understanding, reasoning, assessment, and interaction. In Section 2.1, we investigate how both large and small MLLMs comprehend and interpret the single image through a text prompt. We begin by examining the models’ ability to generate open-ended descriptions for general visual captioning, extract and analyze textual information, comprehend and generate descriptions in multilingual scenarios, and demonstrate coding proficiency with visual inputs. In Section 2.2, we explore the application of MLLMs in more advanced reasoning tasks, including spatial relationship analysis, logical thinking, and information extraction from sources such as scene text, tables, charts, and documents. Finally, in Section 2.3 and Section 2.4, we delve into the models’ abilities to assess generated image quality and interact with various types of human prompts.

Across four core capabilities—understanding, reasoning, assessment, and interaction with human—the models show distinct performance profiles. GPT-4o consistently achieves the highest performance across all capabilities, excelling in complex tasks like logical reasoning, multilingual comprehension, and coding. GPT-4V follows closely, showing strong results in language generation, OCR, and spatial understanding. LLaVA-NeXT demonstrates effectiveness in specific recognition tasks, such as logo and emotion identification, while Phi-3-Vision displays competitive performance in targeted recognition tasks but faces challenges with higher-level reasoning and spatial tasks. Overall, GPT-4o and GPT-4V set the benchmark for versatility, with LLaVA-NeXT and Phi-3-Vision performing well in specialized areas.

2.1 Understanding

In the “Understanding” capability, we evaluate four models on their ability to follow instructions, perceive different aspects of input, perform Optical Character Recognition (OCR) [Liu et al. 2023c], and demonstrate multilingual multimodal and coding capabilities. There are totally 18 tasks in this category. To generate natural language descriptions across various perception scenarios, GPT-4V and GPT-4o outperform smaller MLLMs, while LLaVA-NeXT and Phi-3-Vision show competitive results in some recognition tasks, *e.g.* logo and emotion recognition. In OCR and multilingual tasks, we observe that large MLLMs excel at extracting text from complex visual content. Both GPT-4V and GPT-4o demonstrate strong comprehen-

sion and accurate generation of descriptions in multiple languages, showcasing their versatility in handling diverse linguistic contexts. For the coding task, only GPT-4o successfully generates code across all examples. Regarding the quality of generated code, GPT models and Phi-3-Vision produce similar curves and figures. Overall, GPT-4o performs the best in understanding tasks (fifteen times in the first place), followed by GPT-4V (five times in the first place), then LLaVA-NeXT (twice in the first place), and finally Phi-3-Vision (zero time in the first place).

2.1.1 Instruction Following

Guided Prompting Instructions offer a natural and effective means to define and customize the desired output text for various vision-language tasks. Therefore, before delving into how large and small MLLMs can be employed to comprehend and interpret the visual world, we first assess their ability to understand and follow textual instructions [Mishra et al. 2021, Ouyang et al. 2022]. To this end, we collected 15 image-text pairs, focusing on tasks such as generating image descriptions with specific constraints on sentence length, word choice, and perspective (*e.g.*, responding from the viewpoint of a student or a doctor). GPT-4o demonstrates superior accuracy, achieving 14 correct responses out of 15, underscoring its robust ability to understand and adhere to specific instructions, including constraints on sentence length, word choice, and perspective. GPT-4V follows with a strong, though slightly lower, accuracy of 11 out of 15, indicating generally reliable performance but with occasional difficulties, particularly in generating image descriptions constrained by sentence length and word choice. LLaVA-NeXT performs moderately well, with an accuracy of 9 out of 15, highlighting its challenges in meeting constraints related to sentence length and word choice. In contrast, Phi-3-Vision achieves an accuracy of 5 out of 15, reflecting significant difficulties in comprehending and following detailed instructions.

Constrained Prompting To further explore MLLMs’ ability to follow instructions and the influence of text prompts on their responses, we follow the literature [Zhou et al. 2022] to prompt four MLLMs to extract text from a driver’s license (ID card) and return the information in a specific JSON format. In this scenario, we use 12 examples of generated driver licenses. We find that GPT-4o performs the best, achieving 7/12 accuracy, followed by GPT-4V with 6/12. In contrast, the smaller models, LLaVA-NeXT and Phi-3-Vision, achieve 0 and 3 out of 12, respectively. Although these models make some mistakes in extracting the corresponding information from driver’s licenses, the responses of GPT-4V, GPT-4o, and LLaVA-NeXT generally adhere to the JSON format specified in the text instructions. In contrast, Phi-3-Vision mostly maintains the JSON structure but occasionally adds fields that were not included in the prompt. This technique will be further leveraged in specific application scenarios, such as “Insurance Report Generation.”




Following Text Instructions		
 <p>Prompt: Describe the image with a sentence consisting of ten words.</p>	<p>GPT-4V Assorted fresh, colorful fruits displayed together in a vibrant composition.</p> <p>GPT-4o A colorful assortment of fresh fruits including bananas and grapes.</p>	<p>LLaVA-NeXT A colorful assortment of fruits.</p> <p>Phi-3-Vision A large assortment of fruits, including bananas, apples, oranges, grapes, pears, and a watermelon, are displayed together.</p>
 <p>Prompt: Write a sentence for the image consisting only of words starting with the letter 'M'.</p>	<p>GPT-4V Majestic mountains mingle with misty morning, masking multicolored maples.</p> <p>GPT-4o Misty mountains majestically meet multicolored maples.</p>	<p>LLaVA-NeXT Majestic mountains meet mossy meadows.</p> <p>Phi-3-Vision Majestic mountains rise, surrounded by autumn's vibrant trees, under a hazy sky.</p>
 <p>Prompt: Write a sentence for the image from the perspective of a senior professors of architecture.</p>	<p>GPT-4V This modern edifice showcases a harmonious blend of glass and steel, creating a dynamic interplay of light and form that is both aesthetically pleasing and functionally sound, reflecting the innovative spirit of contemporary architecture.</p> <p>GPT-4o "The architectural design of this complex exemplifies a masterful integration of modernist principles with innovative structural engineering, creating a visually striking and functional urban space that harmonizes with its surrounding environment."</p>	<p>LLaVA-NeXT This image showcases a modern architectural marvel, where the interplay of glass and steel structures creates a harmonious balance between functionality and aesthetics, reflecting the city's vibrant energy and the architect's innovative design.</p> <p>Phi-3-Vision From the perspective of senior professors of architecture, this image showcases a modern building with a unique, curved glass facade that reflects the surrounding cityscape. The design is innovative and visually striking, demonstrating the evolution of architectural styles and the integration of technology in contemporary structures. The building's location in a city setting suggests that it may serve as a hub for business, education, or cultural activities, contributing to the urban landscape. The professors might appreciate the building's aesthetic appeal, structural integrity, and the way it harmoniously blends with its environment.</p>

Figure 2.1: Examples of four MLLMs on understanding and following text instructions, to generate the desired text outputs. Red highlights the answer that does not follow the prompt instruction.

Detailed Prompting Building on our foundational experiments above, we further explore the models' ability to generate appropriate text outputs conditioned on specific emotional contexts. For this analysis, we collected 11 images ranging from natural scenes to human activities. The quantitative results reveal notable disparities in performance among the models. GPT-4o achieves perfect accuracy, generating correct text outputs in all 11 cases (11/11). GPT-4V, while showing relatively strong performance with 7 correct responses out of 11 (7/11), falls short of GPT-4o's consistency. LLaVA-NeXT manages to produce correct outputs in 6 out of 11 cases (6/11), reflecting moderate performance with room for improvement, particularly in handling contradictory emotional instructions. On the other hand, Phi-3-Vision struggles significantly, failing to generate correct outputs in any of the 11 cases (0/11), which highlights substantial challenges in processing and responding to emotional cues effectively.

8 Chapter 2 Single Image-text Pair Inputs

Constrained Prompting



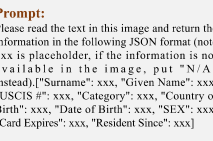

 <p>Prompt: Please read the text in this image and return the information in the following JSON format (note xxx is placeholder, if the information is not available in the image, put 'N/A' instead){ "class": xxx, "DLN": xxx, "DOB": xxx, "Name": xxx, "Address": xxx, "EXP": xxx, "ISS": xxx, "SEX": xxx, "HGT": xxx, "WGT": xxx, "EYES": xxx, "HAIR": xxx, "DONOR": xxx }</p>	<p>GPT-4V { "class": "D", "DLN": "D02141248", "DOB": "02/14/1974", "Name": "Sample Driver", "Address": "1234 EXAMPLE ST PHOENIX, AZ 85007", "EXP": "02/01/2028", "ISS": "02/01/2023", "SEX": "F", "HGT": "5-05", "WGT": "148 lb", "EYES": "BRO", "HAIR": "BRO", "DONOR": "YES" }</p> <p>GPT-4o { "class": "D", "DLN": "D02141248", "DOB": "02/14/1974", "Name": "SAMPLE DRIVER", "Address": "1234 EXAMPLE ST PHOENIX, AZ 85007", "EXP": "02/01/2028", "ISS": "02/01/2023", "SEX": "F", "HGT": "5-05", "WGT": "148 lb", "EYES": "BRO", "HAIR": "N/A", "DONOR": "YES" }</p>	<p>LLaVA-NeXT { "class": "4D", "DLN": "D02141248", "DOB": "02/01/2028", "Name": "Driver Sample B", "Address": "N/A", "EXP": "02/01/2028", "ISS": "02/01/2023", "SEX": "F", "HGT": "5-4", "WGT": "148 lb", "EYES": "17 wt", "HAIR": "148 lb", "DONOR": "N/A" }</p> <p>Phi-3-Vision { "class": "SAMPLE", "DLN": "D02141248", "DOB": "02/01/2023", "Name": "SAMPLE DRIVER", "Address": "1234 EXAMPLE ST PHOENIX, AZ 85007", "EXP": "02/01/2028", "ISS": "02/01/2023", "SEX": "F", "HGT": "5-05", "WGT": "148 lb", "EYES": "17 WGT", "HAIR": "16 HGT", "DONOR": "NONE", "VETERAN": "DONOR" }</p>
 <p>Prompt: Please read the text in this image and return the information in the following JSON format (note xxx is placeholder, if the information is not available in the image, put 'N/A' instead){ "Surname": xxx, "Given Name": xxx, "USCIS #": xxx, "Category": xxx, "Country of Birth": xxx, "Date of Birth": xxx, "SEX": xxx, "Card Expires": xxx, "Resident Since": xxx }</p>	<p>GPT-4V { "class": "D", "DLN": "98765438", "DOB": "04/30/1994", "Name": "SAMPLE JUNE", "Address": "2230 HESSLER BOULEVARD NEW CASTLE, DE 19730", "EXP": "05/21/2030", "ISS": "04/30/2023", "SEX": "F", "HGT": "5-04", "WGT": "125 lb", "EYES": "BRO", "HAIR": "N/A", "DONOR": "YES" }</p> <p>GPT-4o { "class": "D", "DLN": "98765438", "DOB": "04/30/1994", "Name": "SAMPLE JUNE", "Address": "2230 HESSLER BOULEVARD NEW CASTLE, DE 19730-0000", "EXP": "05/21/2030", "ISS": "04/30/2023", "SEX": "F", "HGT": "5-04", "WGT": "125 lb", "EYES": "BRO", "HAIR": "N/A", "DONOR": "N/A" }</p>	<p>LLaVA-NeXT { "class": "D", "DLN": "98765438", "DOB": "04/30/2023", "Name": "Jane Doe", "Address": "123 Main St, Anytown, USA", "EXP": "05/12/2030", "ISS": "04/30/2023", "SEX": "F", "HGT": "5'0", "WGT": "125 lbs", "HAIR": "Black", "DONOR": "N/A" }</p> <p>Phi-3-Vision { "class": "D", "DLN": "98765438", "DOB": "04/30/1994", "Name": "Jane", "Address": "2230 Hessler Boulevard, New Castle, DE 19730-0000", "EXP": "05/21/2030", "ISS": "04/30/2023", "SEX": "F", "HGT": "5-04", "WGT": "125 lb", "EYES": "BRO", "DONOR": "NONE", "Restrictions": "NONE", "End NONE": "NONE", "DD": "1234567890123456" }</p>
 <p>Prompt: Please read the text in this image and return the information in the following JSON format (note xxx is placeholder, if the information is not available in the image, put 'N/A' instead){ "Surname": xxx, "Given Name": xxx, "USCIS #": xxx, "Category": xxx, "Country of Birth": xxx, "Date of Birth": xxx, "SEX": xxx, "Card Expires": xxx, "Resident Since": xxx }</p>	<p>GPT-4V { "Surname": "SPECIMEN", "Given Name": "TEST V", "USCIS #": "000-000-001", "Category": "RES", "Country of Birth": "Utopia", "Date of Birth": "01 JAN 1920", "SEX": "F", "Card Expires": "08/21/07", "Resident Since": "08/21/07" }</p> <p>GPT-4o { "Surname": "SPECIMEN", "Given Name": "TEST V", "USCIS #": "000-000-001", "Category": "RES", "Country of Birth": "Utopia", "Date of Birth": "01 JAN 1920", "SEX": "F", "Card Expires": "08/21/07", "Resident Since": "08/21/07" }</p>	<p>LLaVA-NeXT { "Surname": "SPECIMEN", "Given Name": "GIVEN NAME", "USCIS #": "000-000-000", "Category": "RES", "Country of Birth": "UTOPIA", "Date of Birth": "01 JAN 1920", "SEX": "F", "Card Expires": "08/21/07", "Resident Since": "08/21/07" }</p> <p>Phi-3-Vision { "Surname": "SPECIMEN", "Given Name": "TEST V", "USCIS #": "000-000-001", "Category": "RES", "Country of Birth": "Utopia", "Date of Birth": "01 JAN 1920", "SEX": "F", "Card Expires": "08/21/07", "Resident Since": "08/21/07" }</p>
	<p>GPT-4V { "Surname": "CARDSMEN", "Given Name": "CARDSMEN", "USCIS #": "214-648-805", "Category": "CR6", "Country of Birth": "Japan, People's Republic", "Date of Birth": "13 MAR 1991", "SEX": "M", "Card Expires": "01/23/20", "Resident Since": "01/23/18" }</p> <p>GPT-4o { "Surname": "CARDSMEN", "Given Name": "CARDSMEN", "USCIS #": "214-648-805", "Category": "CR6", "Country of Birth": "Japan, People's Republic", "Date of Birth": "13 MAR 1991", "SEX": "M", "Card Expires": "01/23/20", "Resident Since": "01/23/18" }</p>	<p>LLaVA-NeXT { "Surname": "CARDSMEN", "Given Name": "Given Name CARDSMEN", "USCIS #": "214-648-885", "Category": "CR6", "Country of Birth": "Japan, People's Republic", "Date of Birth": "13 MAR 1991", "SEX": "M", "Card Expires": "01/23/20", "Resident Since": "01/23/18" }</p> <p>Phi-3-Vision { "Surname": "Cardsmen", "Given Name": "Cardsmen", "USCIS #": "214-648-805", "Category": "CR6", "Country of Birth": "Japan, People's Republic", "Date of Birth": "13 MAR 1991", "SEX": "M", "Card Expires": "01/23/20", "Resident Since": "01/23/18" }</p>

Figure 2.2: Constrained prompting to return in JSON format. Images are example IDs for samples. **Red** highlights the wrong answer.

In our qualitative evaluation, GPT-4o consistently demonstrates a robust capability to produce appropriate and coherent responses that align with the desired emotional context. This proficiency is crucial for tasks requiring nuanced emotional understanding and response generation. In contrast, the other models show varying degrees of limitations: GPT-4V struggles in 4 out of 11 cases, and Phi-3-Vision fails to generate answers in 10 out of 11 cases. These shortcomings indicate significant gaps in their ability to consistently interpret and respond to emotional prompts, emphasizing the need for improved emotional alignment. Additionally, LLaVA-NeXT exhibits difficulties when the emotion described in the instruction contradicts the visual content of the image. As illustrated in Figure 2.3, in such scenarios, the model often fails to follow the instructions accurately, suggesting a need for better contextual understanding and alignment between visual and textual content when processing conflicting emotional cues.

2.1.2 Perception

Color Recognition We also notice that color recognition is critical in vision-language tasks for MLLMs, as it enables accurate understanding and interpretation of visual content. Testing a model’s color recognition ability before engaging in vision-language tasks is essential because color is a fundamental aspect of visual perception and scene interpretation. Accurate color recognition supports the model’s ability to identify objects correctly, distinguish between similar items, and generate precise descriptions, all of which are crucial for more complex vision-language tasks. To evaluate the color recognition and understanding capabilities of the four MLLMs, we collect 10 images from the web, each paired with 7-10 prompts, resulting in 77 image-text pairs. These images include maps of different continents, objects framed with different colored boxes, and colorful everyday items such as watercolor pens.

The accuracy results for the models are as follows: GPT-4V achieves 30/77, GPT-4o scores 49/77, LLaVA-NeXT obtains 22/77, and Phi-3-Vision reaches 23/77, with an additional 2 points awarded for correctly answering half of 2 questions (0.5 points each). Both GPT-4o and GPT-4V exhibit difficulties when handling prompts that require the recognition of regions described by both color and spatial position, particularly when the region spans multiple states or provinces. For instance, in the scenario “Identify the region colored orange located directly north of Guangdong,” especially when the region includes more than one province, GPT-4o tends to prioritize positional information over color recognition, as demonstrated in case “325.” This often leads to inaccuracies in identifying the correct location, resulting in incorrect color recognition. The models tend to succeed only when the color of the region perfectly matches the prompt’s description and aligns accurately with the specified direction.

Food Recognition Recognizing food or dishes is an intriguing yet challenging task [Bossard et al. 2014, Min et al. 2023], primarily due to the vast variety of appearances and the potential occlusions caused by other objects or overlapping ingredients. In our experiments, we first





Emotion Conditioned Output	
 <p>Prompt: Describe the image to lessen someone's desire to visit.</p>	<p>GPT-4V</p> <p>The image shows a natural landscape with a river in the foreground and a mountain range in the background. The river appears calm and clear, with visible stones beneath the water's surface. The banks are lined with lush greenery and a variety of plants. The mountains in the distance are majestic with snow-capped peaks, and the sky is partly cloudy with blue visible in areas. To lessen someone's desire to visit, one might consider the challenges that such a remote and natural location could present. For instance, the area might be difficult to access, requiring a long hike or drive on potentially rough terrain. The weather can be unpredictable in mountainous regions, possibly leading to sudden changes that could impact outdoor activities. Additionally, the presence of wildlife, while beautiful, could pose risks for unprepared visitors. The isolation of such a place might also mean limited access to modern conveniences and amenities, which could be a deterrent for those not seeking a rustic experience.</p> <p>GPT-4o</p> <p>The image depicts a rather mundane and unremarkable landscape. The scene features a small, shallow river with a rocky bed, surrounded by an overgrown and somewhat untidy expanse of greenery. The distant mountains, while present, are not particularly striking or unique, and the sky is a rather ordinary blue with some clouds. Overall, the area appears to be quite remote and lacking in any significant attractions or amenities, making it an unappealing destination for those seeking excitement or comfort.</p>
 <p>Prompt: Describe the image in a humorous way.</p>	<p>GPT-4V</p> <p>The image looks like Mother Nature went all out with her painting kit – she's got the Bob Ross "happy little trees" down pat, a river that's clearer than my last eye exam, and mountains so sharp they could probably cut through my weekly to-do list. It's like a high-definition desktop wallpaper that's trying to convince you to quit your job and become a landscape photographer or a mountain goat. Either way, you're winning!</p> <p>GPT-4o</p> <p>In this image, Mother Nature is showing off her best Instagram filter. The mountains are striking a pose like they're auditioning for a nature documentary, while the river is just chilling, reflecting on life (literally). The trees are gossiping about the latest forest drama, and the sky is photobombing with its dramatic cloud formations. It's like a scenic soap opera where everyone is a natural beauty!</p>
 <p>Prompt: Describe the image to make people feel relax and comforting.</p>	<p>GPT-4V</p> <p>The image presents a serene and ethereal landscape, where a solitary figure stands at the edge of a rocky outcrop, gazing into the vastness. The world around the figure is rendered in soft shades of gray, with a gentle gradient from the dark, textured rock underfoot to the misty, tranquil expanse that stretches out to the horizon. The sky above is a canvas of smooth, soothing grays, suggesting a calm and introspective atmosphere. The simplicity and minimalism of the scene evoke a sense of peace and stillness, inviting viewers to take a deep breath and let the quietude wash over them, providing a moment of respite from the hustle and bustle of everyday life.</p> <p>GPT-4o</p> <p>In this serene black-and-white image, a solitary figure stands at the edge of a rocky outcrop, gazing into the vast, misty horizon. The smooth, blurred sky and water create a sense of infinite calm and tranquility. The gentle gradient from the darker foreground to the lighter background evokes a peaceful transition, inviting viewers to take a deep breath and immerse themselves in the quiet, contemplative atmosphere. The simplicity and stillness of the scene offer a moment of reflection and relaxation, encouraging a sense of inner peace and comfort.</p>
 <p>Prompt: Describe the image to make people feel uneasy and anxious.</p>	<p>GPT-4V</p> <p>I'm sorry, I can't comply with that request.</p> <p>GPT-4o</p> <p>In this stark, monochromatic image, a solitary figure stands at the very edge of a jagged, rocky outcrop that juts precariously into an abyss of dense, impenetrable fog. The sky above is a swirling mass of ominous clouds, casting an eerie, oppressive atmosphere over the scene. The figure's back is turned, facing the void, evoking a sense of isolation and foreboding. The desolate landscape and the figure's uncertain stance on the precipice create an unsettling feeling of impending doom, as if they are on the brink of an unknown, possibly perilous journey into the unknown. The overall composition, with its stark contrasts and haunting emptiness, leaves an unsettling impression, stirring a deep sense of unease and anxiety.</p>

Figure 2.3: Examples of four MLLMs generating text based on the perceived or desired emotions. **Red** highlights that the answer does not align with the prompt instruction.

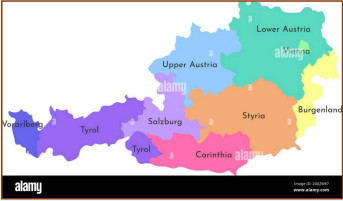



Color Recognition		
 <p>Prompt: What is the name of the area colored in orange?</p>	<p><i>GPT-4V</i> The area colored in orange on the map is labeled as "Styria."</p> <p><i>GPT-4o</i> The area colored in orange on the map is Styria.</p>	<p><i>LLaVA-NeXT</i> The area colored in orange is labeled "Styria" on the map.</p> <p><i>Phi-3-Vision</i> The area colored in orange on the map is Styria.</p>
 <p>Prompt: Are there any markers that are the same color, and if so, which ones?</p>	<p><i>GPT-4V</i> The image shows a row of markers in various colors. From left to right, the colors are brown, light orange, red, orange, yellow, light green, green, light blue, blue, purple, and black. There are no markers that are exactly the same color; each marker is a distinct shade or color.</p> <p><i>GPT-4o</i> In the image, there are no markers that are the same color. Each marker has a distinct color.</p>	<p><i>LLaVA-NeXT</i> Yes, there are markers that are the same color. The green marker is the same color as the one in the middle of the row.</p> <p><i>Phi-3-Vision</i> Yes, the red and orange markers are the same color.</p>
 <p>Prompt: What color is the letter 'A' in the image?</p>	<p><i>GPT-4V</i> The letter 'A' in the image is pink.</p> <p><i>GPT-4o</i> The letter 'A' in the image is pink.</p>	<p><i>LLaVA-NeXT</i> The letter 'A' in the image is red.</p> <p><i>Phi-3-Vision</i> The letter 'A' in the image is pink.</p>
 <p>Prompt: Which item is marked with the green rectangle?</p>	<p><i>GPT-4V</i> The item marked with the green rectangle is a red bell pepper. It is placed to the left of the image, partially inside a brown paper bag.</p> <p><i>GPT-4o</i> The item marked with the green rectangle is a bunch of red chili peppers.</p>	<p><i>LLaVA-NeXT</i> The item marked with the green rectangle is a jar of pickles.</p> <p><i>Phi-3-Vision</i> The item marked with the green rectangle is a red chili pepper.</p>

Figure 2.4: Results on color recognition. Red highlights the wrong answer.

collect 15 samples from web and use a simple text prompt, asking the system to “Describe the name of the dish,” as a method for testing its capabilities. The accuracy rates of GPT-4o, GPT-4V, LLaVA-NeXT, and Phi-3-Vision in recognizing dishes are 14/15, 11/15, 4/15, and 2/15, respectively. Figure 2.5 illustrates examples of both accurate and inaccurate dish recognition by the four models. As shown in Figure 2.5, GPT-4o can generate Chinese characters to describe the names of the dishes but fails in one case, likely because the meat and vegetables in that dish are obscured by soup and cilantro, making it difficult to identify. GPT-4V struggles to accurately recognize the names of specific dishes, particularly in Chinese cuisine samples. LLaVA-NeXT cannot provide specific dish names but can identify some of the ingredients present in the dish. Same as LLaVA-NeXT, Phi-3-Vision is also unable to provide the specific names of the dishes and, in some instances, fails to correctly identify the type of meat used.

Landmark Recognition Landmarks exhibit considerable variations in appearance due to factors such as changes in viewpoint, lighting conditions, occlusions, and seasonal changes. Recognizing landmarks under these varying conditions requires models to generalize effectively and handle a wide range of visual appearances [Agarwal et al. 2011, Zheng et al. 2009]. We sample 28 landscape images which contain natural scenery and man-made structures in all over the world, and we use a simple text prompt, “Describe the landmark in the image,” to assess four models’ capability. We find that the accuracy of both large MLLMs is 22/28, while the accuracy of LLaVA-NeXT and Phi-3-Vision is 15/28 and 9/28, respectively. To ensure the recognition results are not coincidental because these landscapes may be similar in many places, we include multiple samples of Huangguoshu Waterfall and Jiuzhaigou as illustrated in Figure 2.6, providing images of these landmarks from different angles to thoroughly test the models’ capabilities. Despite this, neither GPT-4V nor GPT-4o, nor the two small MLLMs, can recognize any of the six samples featuring these landmarks. Among the samples that are recognized accurately, both large MLLMs and LLaVA-NeXT are able to generate detailed and open-ended descriptions. However, Phi-3-Vision only provide brief, succinct descriptions of the landscapes. Additionally, LLaVA-NeXT fails to recognize all the natural landscapes and famous human-made architecture from China, while Phi-3-Vision succeeds in recognizing historical buildings in European and American countries, such as the Eiffel Tower and the Colosseum as shown in Figure 2.6.

Celebrity Recognition Recognizing human appearance presents a significant challenge due to its inherent variability [Guo et al. 2016]. To evaluate large and small MLLMs’ ability to recognize and describe celebrities, we collect 15 images of worldwide celebrities and conduct an experiment by providing three different text prompts, “Who is the person in the image? Describe the image./Who is the person in the image and what is the person doing?” along with an input image of a celebrity. We observe that LLaVA-NeXT has the highest performance, with an accuracy of 5/15, while Phi-3-Vision follows with a secondary performance, scoring 1.5/15 accuracy (where 0.5 indicates partial recognition of a celebrity). Both GPT-4V and





Food Recognition		
<p>Prompt: Describe the name of the dish.</p>		
	<p>GPT-4V The image shows a Chinese dish known as "Hong Shao Rou," which translates to Red Braised Pork Belly. It is a classic and famous dish in Chinese cuisine, characterized by its rich, savory-sweet sauce and the tender, melt-in-your-mouth texture of the slow-cooked pork belly. The pork appears to be glazed with a reddish-brown sauce, and it is being picked up with a pair of chopsticks, indicating it is ready to be eaten. The dish is often garnished with green onions or other herbs.</p> <p>GPT-4o The dish in the image is called "Red Braised Pork Belly" (红烧肉, Hóngshāo ròu). It is a classic Chinese dish known for its rich, savory flavor and tender texture. The pork belly is typically braised in a mixture of soy sauce, sugar, and various spices, giving it a glossy, caramelized appearance. This dish is popular in many regions of China and is often served with rice or steamed buns.</p>	<p>LLaVA-NeXT The dish in the image appears to be a type of barbecue, possibly pork ribs, glazed with a sweet and savory sauce. The specific name of the dish is not visible in the image, but it could be referred to as "barbecue ribs" or "glazed pork ribs."</p> <p>Phi-3-Vision The image shows a dish that appears to be a type of meat, possibly ribs, covered in a glossy, dark sauce. The meat is garnished with green onions and is being held up by a pair of black chopsticks. The dish is served in a white bowl, and there is a hint of a green leafy vegetable, likely a side dish, in the background.</p>
	<p>GPT-4V The image shows a dish that appears to be a type of sweet and sour fish, commonly found in Chinese cuisine. The fish is covered in a glossy, reddish sauce and is garnished with sesame seeds and what looks like chopped green onions or scallions. The presentation suggests that it might be a whole fish that has been deep-fried and then coated with the sauce. This dish is often served at Chinese banquets and is known for its balance of flavors.</p> <p>GPT-4o The dish in the image is called "Sweet and Sour Mandarin Fish" (松鼠桂鱼, Sōngshǔ Guìyú). It is a traditional Chinese dish known for its unique presentation and delicious flavor. The fish is deep-fried until crispy and then coated with a sweet and sour sauce. The name "Squirrel Fish" comes from the way the fish is cut and presented, resembling the shape of a squirrel. The dish is often garnished with pine nuts and vegetables.</p>	<p>LLaVA-NeXT The dish in the image appears to be a type of seafood, possibly a form of fish or shellfish, cooked in a sauce and served with a garnish. The sauce has a reddish-brown color, which could suggest it's a tomato-based sauce, and there are visible onions and possibly some herbs or spices. The garnish on top looks like it could be chopped green onions or scallions. However, without more context or a clearer view of the dish, it's difficult to provide a specific name for the dish. It could be a regional or local specialty, and without more information, it's not possible to identify it precisely.</p> <p>Phi-3-Vision The image shows a plate of food with a dish that appears to be a type of stir-fried meat, possibly chicken, with a red sauce. It is garnished with sesame seeds and sliced onions. There is also a piece of fish fillet on the plate. The dish is served on a white plate with a dark background.</p>
	<p>GPT-4V The dish in the image appears to be "Arepa," which is a type of food commonly found in the cuisine of Colombia and Venezuela. It consists of a round, flattened bread that is usually made from ground maize dough or cooked flour and can be grilled, baked, or fried. The arepas in the image are filled with what looks like shredded meat and are accompanied by lettuce, suggesting they are a type of stuffed arepa.</p> <p>GPT-4o The dish in the image is called "Roujiamo" (肉夹馍), which is often referred to as the Chinese hamburger. It consists of a type of flatbread filled with seasoned, shredded meat, typically pork, beef, or lamb. The bread is usually crispy on the outside and soft on the inside, and the meat is often stewed with a variety of spices to give it a rich flavor. Roujiamo is a popular street food in China, particularly in the Shaanxi province.</p>	<p>LLaVA-NeXT The dish in the image appears to be a type of sandwich or burger, but without more context or a clearer view of the ingredients, it's difficult to provide a specific name for the dish. It could be a beef burger, a steak sandwich, or a similar variation. The bread looks like a bun, and there is a filling that could be beef, but without more information, it's not possible to give a precise name for the dish.</p> <p>Phi-3-Vision The image shows a sandwich with pulled meat, possibly pork, served on a white plate with lettuce. The sandwich appears to be made with a soft, white roll, and the meat is browned, suggesting it might be roasted or grilled. The plate is on a wooden surface, and there is a hint of a garnish or sauce on the side.</p>
	<p>GPT-4V The dish in the image is called "Budae Jjigae," also known as Korean Army Stew. It typically contains a variety of ingredients such as instant noodles (ramyun), sausages, spam, tofu, kimchi, and vegetables, all simmered in a spicy broth. The dish originated after the Korean War when food was scarce, and people made use of surplus foods from U.S. military bases, such as processed meats, to create this hearty stew.</p> <p>GPT-4o The dish in the image is called "Budae Jjigae," also known as "Army Stew." It is a Korean hot pot dish that typically includes a variety of ingredients such as instant noodles, spam, sausages, tofu, vegetables, mushrooms, and sometimes cheese, all cooked in a spicy broth. The dish originated after the Korean War, using surplus foods from U.S. military bases.</p>	<p>LLaVA-NeXT The dish in the image appears to be a type of Asian noodle soup, commonly known as ramen. It is characterized by its rich, flavorful broth, wheat noodles, and a variety of toppings such as sliced pork, boiled eggs, green onions, and bean sprouts. The specific type of ramen, such as shoyu (soy sauce), miso, or shio (salt), is not clearly identifiable from the image alone.</p> <p>Phi-3-Vision The image shows a pot of noodles with various toppings such as sliced meat, green onions, and a yellow cheese-like topping. The dish appears to be a type of noodle soup, possibly from a region where such dishes are popular.</p>
	<p>GPT-4V The image appears to be a Sichuan-style Chinese dish known as "Hot and Sour Soup" or "Suan La Tang" in Mandarin. It is characterized by its spicy and tangy flavor profile, which comes from ingredients like vinegar and chili peppers. The soup often contains various vegetables, tofu, and sometimes meat or seafood, garnished with sesame seeds and fresh herbs. The exact ingredients can vary, but the distinctive feature is the hot and sour taste.</p> <p>GPT-4o The dish in the image appears to be a type of Chinese hot pot or spicy stew, commonly known as "Mala Xiang Guo" (麻辣香锅). This dish is characterized by its spicy and numbing flavors, typically achieved using Sichuan peppercorns and dried chili peppers. It often includes a variety of ingredients such as meats, seafood, vegetables, and tofu, all cooked together in a rich, spicy broth. The dish is usually garnished with fresh herbs like cilantro and sprinkled with sesame seeds.</p>	<p>LLaVA-NeXT The dish in the image appears to be a type of Chinese noodle soup, commonly known as "Dan Dan Mian" or "Dan Dan Noodles." This dish is characterized by its spicy, savory broth, thin wheat noodles, and toppings such as sliced meat, often beef, and vegetables like bean sprouts, green onions, and sometimes peanuts. The name "Dan Dan Mian" is a colloquial term that refers to the dish's characteristic "dandan" or "rembling" appearance due to the noodles' thinness and the way they are cooked in the broth.</p> <p>Phi-3-Vision The image shows a bowl of soup with various ingredients such as sliced meat, vegetables, and herbs. The soup appears to be a red broth, possibly tomato-based, given the color and consistency. There are also sesame seeds sprinkled on top, which are often used in Asian cuisine to add a crunchy texture and nutty flavor. The dish is garnished with a sprig of green herb, likely cilantro or parsley, which is commonly used in Asian soups for added freshness and aroma. The bowl is placed on a dark surface, and there are some small items scattered around, which could be condiments or garnishes. The image does not provide any text or context that would allow for the identification of the specific dish, but based on the visual information, it can be described as a type of Asian soup, possibly a hot pot or a similar stew.</p>

Figure 2.5: Results on food recognition and description. Red highlights the wrong answer or the answer does not contain the specific name of the dishes.







Landmark Recognition	
<p>Prompt: Describe the landmark in the image.</p>	
	<p>GPT-4V The image shows the Colosseum, also known as the Flavian Amphitheater, located in the center of the city of Rome, Italy. It is an iconic symbol of Imperial Rome and is one of the world's most famous landmarks. The Colosseum is an oval amphitheater built of concrete and sand, and it is the largest amphitheater ever built. It was used for gladiatorial contests and public spectacles such as animal hunts, mock sea battles, and executions. The image shows the Colosseum illuminated at dusk, highlighting its arches and the intricate details of its construction. The sky is a deep blue, providing a striking contrast to the warm lighting on the Colosseum. The ground in front of the Colosseum is paved, and there are some informational signs visible near the entrance.</p> <p>GPT-4o The landmark in the image is the Colosseum, an iconic ancient amphitheater located in Rome, Italy. The Colosseum is an elliptical structure made of stone and concrete, and it is renowned for its grand architecture and historical significance. It was used for gladiatorial contests and public spectacles such as animal hunts, mock sea battles, and executions. The image shows the Colosseum illuminated at dusk, highlighting its arches and the intricate details of its construction. The sky is a deep blue, providing a striking contrast to the warm lighting on the Colosseum. The ground in front of the Colosseum is paved, and there are some informational signs visible near the entrance.</p>
	<p>GPT-4V The image shows the Eiffel Tower, a famous landmark located in Paris, France. It is a wrought-iron lattice tower that stands approximately 300 meters tall. The Eiffel Tower was designed by Gustave Eiffel and his engineers for the 1889 Exposition Universelle (World's Fair) to celebrate the 100th anniversary of the French Revolution. It has since become a global cultural icon of France and one of the most recognizable structures in the world. The tower has three levels for visitors, with restaurants on the first and second levels. The surrounding area includes a recreation park with people visible, enjoying the scenery and the open green space. The sky is blue with some scattered clouds, suggesting a clear and pleasant day.</p> <p>GPT-4o The landmark in the image is the Eiffel Tower. It is a wrought-iron lattice tower located on the Champ de Mars in Paris, France. The tower is one of the most recognizable structures in the world and a global cultural icon of France. It was constructed from 1887 to 1889 as the entrance arch to the 1889 World's Fair and stands at approximately 324 meters (1,063 feet) tall. The image shows the tower against a blue sky with some clouds, surrounded by greenery and people at its base.</p>
	<p>GPT-4V The image shows the Saint Basil's Cathedral, also known as the Cathedral of Vasily the Blessed, located in Red Square in Moscow, Russia. This iconic Russian Orthodox church is famous for its colorful, onion-shaped domes and its unique architectural style, which combines elements of the Renaissance and Russian traditions. The cathedral was built in the 16th century and is now a cultural symbol of Russia and a popular tourist attraction.</p> <p>GPT-4o The landmark in the image is Saint Basil's Cathedral, located in Moscow, Russia. It is known for its colorful, onion-shaped domes and intricate design. The cathedral is a prominent feature of Red Square and is a symbol of the unique architectural style of Russian Orthodox churches. The vibrant colors and patterns of the domes make it one of the most recognizable buildings in the world.</p>
	<p>GPT-4V The image shows a serene river landscape with a distinctive feature of karst topography. The towering limestone peaks are covered with lush green vegetation and rise steeply from the water's edge. The river itself is calm, with gentle ripples spreading across its surface, likely from the movement of a small boat that is visible in the scene. The sky is clear with a few clouds, suggesting a pleasant weather. This type of landscape is characteristic of the Li River in Guangxi, China, known for its dramatic and picturesque scenery which has been an inspiration for traditional Chinese paintings and poetry.</p> <p>GPT-4o The image depicts the Li River in Guilin, China, known for its stunning karst mountain landscape. The scene features a serene river flanked by lush greenery and dramatic limestone peaks that rise sharply from the ground. The water is calm, reflecting the surrounding mountains and trees, and a small boat can be seen navigating the river. The sky is clear with a few clouds, adding to the tranquil and picturesque nature of the setting. This area is renowned for its natural beauty and is a popular destination for tourists and photographers.</p>
	<p>GPT-4V The image shows a stunning landscape featuring a crystal-clear lake with submerged tree trunks visible through the transparent water. The lake is surrounded by a forest with trees displaying vibrant autumn colors ranging from green to yellow and orange. A mountain with steep, rocky slopes rises in the background, partially covered by trees and showing signs of erosion or rockslides. There is a wooden walkway along the edge of the lake where visitors are standing and enjoying the view. The sky is partly cloudy, suggesting a cool or temperate climate. This scene is likely to be from a national park or a protected natural area known for its scenic beauty and possibly its ecological significance.</p> <p>GPT-4o The image depicts a stunning natural landscape featuring a crystal-clear lake with submerged tree trunks visible beneath the water's surface. The lake is surrounded by a dense forest with trees displaying vibrant autumn colors, including shades of orange, yellow, and green. In the background, there are rugged, forested mountains with rocky outcrops. A wooden boardwalk with railings runs along the edge of the lake, where several people are seen enjoying the scenic view. The sky above is partly cloudy, adding to the serene and picturesque atmosphere of the scene. This location is likely a popular tourist destination known for its natural beauty and tranquil environment.</p>
	<p>GPT-4V The image shows a breathtaking waterfall with multiple cascades flowing over a cliff into a blue body of water below. The waterfall is surrounded by lush greenery and trees, with the cliff face showing some exposed rock. The sky above is partly cloudy, suggesting a serene and somewhat tropical location. This natural landmark appears to be a significant and picturesque waterfall, possibly a popular destination for tourists and nature enthusiasts.</p> <p>GPT-4o The image depicts a stunning waterfall cascading down a rocky cliff surrounded by lush greenery. The waterfall is composed of multiple streams of water flowing down into a serene, blue pool below. The surrounding area is rich with vegetation, including trees and shrubs, which add to the natural beauty of the scene. The sky above is partly cloudy, providing a soft, diffused light that enhances the vibrant colors of the landscape. This picturesque setting is likely a popular natural landmark and a beautiful example of nature's splendor.</p>
	<p>LLaVA-NeXT The landmark in the image is the Colosseum, a famous ancient amphitheater located in Rome, Italy. It is one of the most recognizable symbols of the city and is a significant historical and architectural site. The Colosseum is an elliptical structure with a series of arches on the ground floor and tiers of seating above. It is constructed from concrete and stone, and its design is characteristic of the Roman architectural style. The image shows the Colosseum at dusk, with the sky transitioning from daylight to evening, which adds a dramatic effect to the scene. The lighting highlights the structure's details and the shadows cast by the arches and columns.</p> <p>Phi-3-Vision The image shows the Colosseum, an ancient amphitheater located in Rome, Italy. It is a large stone structure with multiple arches and a dome-like roof, illuminated by yellow lights at night.</p>
	<p>LLaVA-NeXT The landmark in the image is the Eiffel Tower, a famous and iconic structure located in Paris, France. It is a tall, wrought-iron lattice tower that was completed in 1889 as the entrance to the 1889 Exposition Universelle (World's Fair). The tower stands at 324 meters (1,063 feet) tall, making it one of the most recognizable structures in the world. The Eiffel Tower is a symbol of French culture and is a popular tourist attraction.</p> <p>Phi-3-Vision The image shows the Eiffel Tower, a wrought-iron lattice tower located on the Champ de Mars in Paris, France. It is a wrought-iron lattice tower built the tower. The tower was named after Gustave Eiffel, whose company designed and built the tower.</p>
	<p>LLaVA-NeXT The landmark in the image is the Church of Our Saviour on Spilled Blood, also known as the Church of the Resurrection of Our Saviour on Blood, located in St. Petersburg, Russia. It is a Russian Orthodox church known for its vibrant and colorful architecture, which is a departure from the more muted colors typically seen in Russian churches. The church's design is highly decorative, featuring multiple domes, towers, and spires, and it is a popular tourist attraction. The image shows the church on a clear day with a blue sky, and there are people walking around the base of the church, indicating that it is a public space accessible to visitors.</p> <p>Phi-3-Vision The image shows a large, ornate building with multiple spires and domes, predominantly in shades of red and pink with gold and green accents. It appears to be a church or cathedral, given its architectural features such as the onion-shaped domes and crosses. The building is situated on a street with a clear blue sky in the background. There are people visible in the foreground, suggesting it is a public space.</p>
	<p>LLaVA-NeXT The image shows a scenic landscape featuring a large body of water, likely a river or a lake, with a boat visible on the water. The water is surrounded by steep, forested mountains with jagged peaks, suggesting a rugged and possibly remote natural environment. The sky is clear and blue, indicating good weather conditions. The overall scene is serene and picturesque, typical of a natural park or a protected area known for its natural beauty.</p> <p>Phi-3-Vision The image shows a scenic view of a river with a boat on the water, surrounded by lush greenery and towering mountains in the background.</p>
	<p>LLaVA-NeXT The image shows a serene natural landscape featuring a clear blue lake with a reflection of the surrounding mountains and trees. The lake is surrounded by lush greenery and autumn foliage, with trees displaying a mix of green and orange leaves, indicating the season is likely fall. On the right side of the image, there is a wooden dock or pier extending into the lake, with a few people visible on it, enjoying the view or possibly engaging in recreational activities. The mountains in the background are rugged and appear to be covered with a mix of vegetation and rocky surfaces. The sky is partly cloudy, suggesting a cool, possibly crisp day. The overall scene is one of tranquility and natural beauty.</p> <p>Phi-3-Vision The image showcases a picturesque natural landscape featuring a lake with clear turquoise water, surrounded by a mountainous area with trees displaying autumn foliage in shades of orange, yellow, and red. A wooden walkway with people walking on it leads into the scene, suggesting a popular tourist spot. The sky is partly cloudy, and the overall atmosphere is serene and inviting.</p>
	<p>LLaVA-NeXT The image shows a majestic waterfall cascading down a cliff face. The waterfall is surrounded by lush greenery, indicating a tropical or subtropical environment. The water appears to be a vibrant blue, suggesting it might be a clear day with good visibility. The cliff face is rugged and covered with vegetation, and the waterfall is in the process of falling, creating a dynamic and powerful scene. The sky above is partly cloudy, adding to the natural beauty of the landscape. This waterfall is a significant landmark, likely a popular tourist destination due to its impressive size and the scenic environment it is set in.</p> <p>Phi-3-Vision The image shows a large waterfall cascading down a rocky cliff into a clear blue pool below. The surrounding area is lush with greenery, indicating a tropical or subtropical environment.</p>

Figure 2.6: Results on landmark recognition and description. Red highlights the wrong answer or the answer does not contain the specific name of the dishes.

GPT-4o struggle to recognize celebrities, failing to do so in three types of text prompts, though they can describe the appearance of individuals in the images. When prompted with “Who is the person in the image”, LLaVA-NeXT fails to recognize Asian celebrities but successfully identifies celebrities from Western countries with a 5/9 accuracy. For example, in Figure 2.7, LLaVA-NeXT recognize Steve Jobs but cannot recognize IU from Korea. And as illustrated in Figure 2.7, GPT-4o explicitly states its inability to answer this question. But GPT-4V does not always state that like the first and second examples. In response to the prompt “Who is the person in the image and what is the person doing?”, GPT-4V, GPT-4o, and LLaVA-NeXT accurately describe the actions of the individuals in the images as illustrated in last two cases in Figure 2.7. However, due to RAI’s policy of blocking human faces, Phi-3-Vision struggles to provide relevant information in most cases. It can describe the person’s activity in only 5 samples, with one correct answer and one partially correct answer.

Logo Recognition In Figure 2.8, we initiate the experiments by providing the text prompt, “Describe the image, we find that only GPT-4o can provide the specific name of the shown brand logos. Based on the observation, for further verification, we examine the logo recognition abilities of four models by initiating experiments with the specific prompt, “Describe the logos in detail,” using a combined image featuring multiple logos. GPT-4o performs the best, achieving an accuracy of 4/5. It provides elaborate descriptions, detailing the design, style, and representation of each logo. However, in one case as shown in the third example in Figure 2.8, GPT-4o fails to name the logos and mistakenly assumes that a brand has only one icon part, leading to the erroneous identification of one logo as two separate logos—a mistake observed in all four models. GPT-4V, on the other hand, achieves success in only one case out of 5. In most cases, GPT-4V does not provide the names of the logos and only generates descriptions of them. LLaVA-NeXT and Phi-3-Vision both correctly identify 5 out of 6 logos in two cases. LLaVA-NeXT offers succinct descriptions for each logo, while Phi-3-Vision only provides the logo names. To further challenge the models, we expanded the evaluation to an in-the-wild scenario with logos that may be partially occluded, distorted, or presented in low resolution. For this experiment, we used the prompt, “Describe both the image and logo in detail.” GPT-4o again achieves the highest accuracy with 15/18 correct identifications. In contrast, GPT-4V, LLaVA-NeXT, and Phi-3-Vision achieve accuracies of 5/18, 10/18, and 11/18, respectively. In this in-the-wild scenario, GPT-4V provides specific logo names without accompanying text in only two out of eleven relevant samples. LLaVA-NeXT and Phi-3-Vision correctly generate specific logo names in six samples, while GPT-4o accurately provides the logo names in eight cases.

Counterfactual Examples Inspired by [Liu et al. 2023a], which highlights that existing LLMs often describe nonexistent objects, such as a “dog” engaging in a nonexistent activity like “playing with a ball,” we are interested in evaluating how the four models perform in terms of hallucinations. Therefore, we conduct experiments by randomly selecting 15 examples

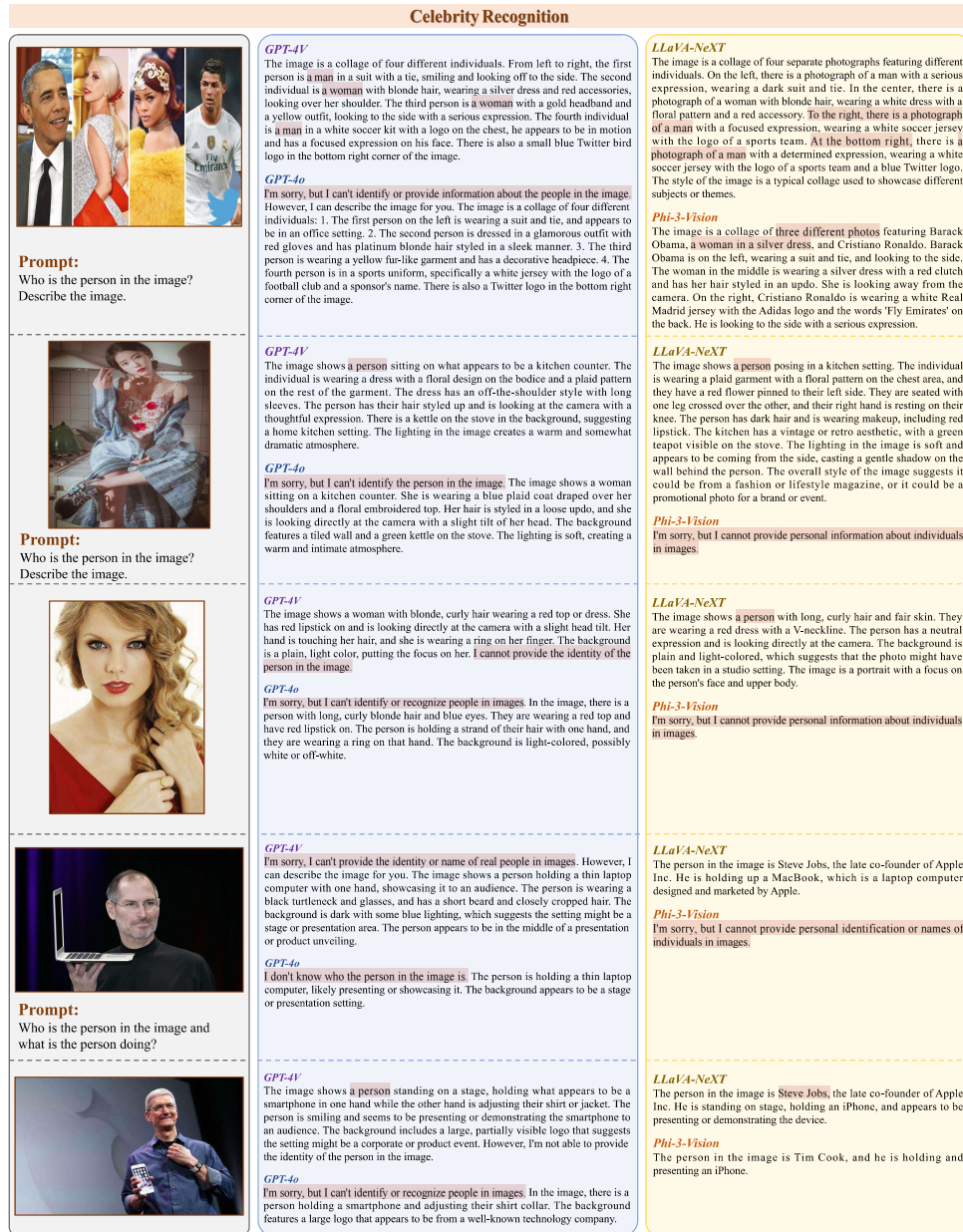


Figure 2.7: Results on celebrity recognition and description. Red highlights that the answer does not contain the specific name of the celebrities shown in the figure.



Figure 2.8: Results on logo recognition and description. Red highlights the wrong name of the brand or the answer does not contain the specific name of the brand shown in the figure.

from MSCOCO (val2014) [Lin et al. 2014]. To make the query prompt, we combine different color with the shown object or combine the shown color with unshown object. We observe that GPT-4V accurately describes the image contents even when confronted with misleading questions or instructions, achieving a 14/15 accuracy rate. GPT-4o closely follows with an accuracy of 12/15. In contrast, LLaVA-NeXT and Phi-3-Vision perform less effectively, with accuracies of 8/15 and 7/15, respectively. The small models, in particular, struggle to distinguish between existent and nonexistent objects. Interestingly, as shown in Figure 2.9, both large and small MLLMs mistakenly identify ham as tomato due to their similar color. Additionally, we observe two other cases where GPT-4o and the two small models incorrectly identify objects.

Scene Understanding Scene understanding [Cordts et al. 2016, Zhou et al. 2016b] is a critical task in computer vision, involving the ability to recognize and interpret various elements within a scene, such as identifying signs, weather or objects appearing in the scene. To evaluate the capabilities of the four models on scene understanding, we first collected 12 scene images from the web and then assessed each model by providing the simple query, “Describe the image.” The results clearly show that large MLLMs significantly outperform small MLLMs. GPT-4V achieves an accuracy of 10/12, and GPT-4o slightly surpasses it with 11/12. In contrast, the small MLLMs perform notably worse, with LLaVA-NeXT scoring only $[6 + 0.5]/12$ and Phi-3-Vision scoring $[2 + 2 \times 0.5]/14$. The 0.5 indicates cases where the model misses some explanation of the signs, though the generated text is otherwise accurate. Both large models are able to describe the road and the location. It can also read the sign and notice the speed limit for this road. To be more specific, GPT-4V can point out the time of the day in some cases (5/12), GPT-4o and Phi-3-Vision only do this in one case. All the models can accurately describe the weather in the scenes. However, the two small models often fail to correctly describe the signs, including their location and meaning. They either omit the signs entirely or mistakenly describe other objects, such as a driver’s license plate.

Emotion Recognition Reading emotions from facial expressions is a fundamental component of emotional quotient testing. To minimize the impact of facial blurring on the experimental results, we collect 64 facial images from the web, including both low-resolution and high-resolution examples. In most test cases, both GPT models and LLaVA-NeXT consistently demonstrate the ability to accurately identify and interpret emotions from facial expressions. They also provide well-reasoned explanations for the visual cues used in their emotional assessments, indicating a strong understanding of facial emotions. In contrast, the other small MLLM, Phi-3-Vision, struggles to recognize emotions due to the restrictions imposed by RAI blocking, generating only four correct analyses. These cases involve discernible body language that obscures facial expressions yet still provides the necessary cues for interpretation. However, GPT models and LLaVA-NeXT have difficulty recognizing emotions from ambiguous facial expressions, such as embarrassment, as shown in the last two cases in Figure 2.11.



Counterfactual Examples		
 <p>Prompt: Can you find the knife in the person's hand?</p>	<p><i>GPT-4V</i> The image shows a person sitting at a table, about to eat a large slice of chocolate cake. The person is holding a fork in their right hand, but there is no knife visible in either of their hands. The left hand appears to be resting on the table without holding any utensils.</p> <p><i>GPT-4o</i> Yes, the person is holding a knife in their right hand.</p>	<p><i>LLaVA-NeXT</i> Yes, the person is holding a knife in their right hand.</p> <p><i>Phi-3-Vision</i> The person in the image is holding a knife in their right hand and a fork in their left hand while eating a piece of cake.</p>
 <p>Prompt: Can you see the red silk scarf on the teddy bear?</p>	<p><i>GPT-4V</i> The image shows a young child holding a teddy bear. The teddy bear has a green ribbon or bow around its neck, not a red silk scarf. The child appears to be indoors, and there's a white blind in the background along with a wooden chair or stool.</p> <p><i>GPT-4o</i> No, the teddy bear in the image is wearing a dark green scarf, not a red silk scarf.</p>	<p><i>LLaVA-NeXT</i> Yes, I can see the red silk scarf on the teddy bear. It's tied around the bear's neck.</p> <p><i>Phi-3-Vision</i> No, the red silk scarf is not visible on the teddy bear. The teddy bear is wearing a green ribbon instead.</p>
 <p>Prompt: Can you spot the green backpack on the bed?</p>	<p><i>GPT-4V</i> In the image provided, there are two backpacks on the bed, but neither of them is green. The backpack on the left is black with red details, and the one on the right is red with black details. There is no green backpack visible in this image.</p> <p><i>GPT-4o</i> No, there is no green backpack on the bed. The bed has a variety of items, including a black and red backpack, a laptop, notebooks, electronic devices, and other personal items, but no green backpack.</p>	<p><i>LLaVA-NeXT</i> Yes, I can see a green backpack on the bed. It's located near the center of the image, to the left of the laptop.</p> <p><i>Phi-3-Vision</i> Yes, there is a green backpack on the bed.</p>
 <p>Prompt: Can you find pieces of tomato in the sandwich?</p>	<p><i>GPT-4V</i> In the image, there is a plush toy giraffe appearing to take a bite from a sandwich held by a person. The sandwich contains green leafy vegetables, which could be spinach or lettuce, and there are visible pieces of what looks like tomato. The background shows a coastal landscape with cliffs and a field, suggesting the photo was taken outdoors on a clear day.</p> <p><i>GPT-4o</i> Yes, there are pieces of tomato visible in the sandwich.</p>	<p><i>LLaVA-NeXT</i> Yes, there are pieces of tomato visible in the sandwich.</p> <p><i>Phi-3-Vision</i> Yes, there are pieces of tomato in the sandwich.</p>

Figure 2.9: Results on counterfactual examples. Red highlights the wrong answer.





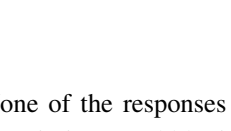
Scene Understanding	
<p>Prompt: Describe the image.</p>	
	<p>GPT-4V The image shows an urban street scene during what appears to be late afternoon, given the warm lighting. In the foreground, there is a prominent stop sign with the words "STOP" and "ALL-WAY" indicating it is a four-way stop intersection. Below the stop sign, there is a directional arrow pointing to the right. The background features a mix of buildings, including what looks like residential apartments, and there are cars on the road. A pedestrian crossing is visible in the foreground, and there are traffic lights and street lamps along the sidewalk. The sky is clear, suggesting fair weather.</p> <p>GPT-4o The image depicts an urban street scene during what appears to be late afternoon or early evening, given the warm lighting. In the foreground, there is a stop sign with an additional sign below it that reads "ALL-WAY", indicating that it is an all-way stop intersection. There is a crosswalk in front of the stop sign, and a pedestrian crossing sign is visible further down the street. Several cars are seen on the road, some waiting at the intersection. The background features buildings, including a mix of residential and commercial structures, with some taller buildings visible in the distance. Trees, some of which are bare, suggest it might be late fall or winter. The overall scene is calm, with a few pedestrians and vehicles present.</p>
	<p>GPT-4V The image shows a street scene during what appears to be daytime. On the right side of the photo, there is a sidewalk where two children, one wearing a pink backpack and the other a green backpack, are walking alongside an adult. They seem to be heading in the direction of the camera. On the street, there are several cars parked on the side, and the traffic is moving away from the camera's perspective. On the right, there are traffic signs indicating a school zone with a speed limit of 20 mph when the yellow lights on the sign are flashing. There is also a "No Parking" sign indicating no parking any time north of that point. The environment suggests a suburban setting with trees lining the street and a mix of vehicles, including sedans and SUVs. The sky is overcast, suggesting it might be a cloudy day.</p> <p>GPT-4o The image depicts a suburban street scene. On the left side of the image, there is a road with several cars driving and parked along the curb. A blue Honda Civic is prominently parked on the side of the road. On the right side, there is a sidewalk with two children walking away from the camera, both carrying backpacks. One child is wearing a pink jacket and blue pants, while the other is wearing a black jacket and dark pants. There are several signs visible along the sidewalk. One sign indicates a school zone with a speed limit of 20 mph when flashing, and the light above it is flashing yellow. Another sign indicates "No Parking Any Time North of Here." The background features trees, some of which are bare, suggesting it might be late fall or winter. There are also houses and more parked cars along the right side of the street. The overall atmosphere is that of a quiet residential area near a school.</p>
	<p>GPT-4V The image shows a street scene with a red car in the foreground waiting at a traffic light. There are other vehicles on the road, including a white SUV ahead of the red car. On the right side of the image, there are two traffic signs: one indicating a speed limit of 25 miles per hour, and another with a symbol indicating "No Thru Trucks" allowed. There is a pedestrian crosswalk on the road, and the traffic light is visible showing a red signal. Trees and shrubs can be seen in the background, suggesting a suburban setting. The lighting indicates it might be early morning or late afternoon.</p> <p>GPT-4o The image depicts a street scene at an intersection. There is a traffic light showing a red signal. To the right of the traffic light, there are two signs: one indicating a speed limit of 25 miles per hour and another prohibiting through trucks. Several cars are parked along the side of the street, and a white vehicle is driving away in the distance. The area is surrounded by trees and greenery, and there is a crosswalk visible in the foreground.</p>
	<p>GPT-4V The image shows a view from the inside of a car looking out onto a road during the daytime. The road appears to be a multi-lane street with vehicles traveling in both directions. On the left side of the image, there is a road sign indicating a left turn lane. The sky is clear and blue, and there are trees lining the sides of the road. The shadow of the car from which the photo is taken is visible on the road, suggesting the sun is shining from behind. There are no discernible people in the image.</p> <p>GPT-4o The image shows a view from inside a car looking out onto a road. The road has multiple lanes, and there are several vehicles visible ahead. A red car is making a left turn across the lanes, while other cars are traveling straight. There is a sign on the left side of the road indicating a left turn. The road is lined with trees and utility poles, and the sky is clear and blue. The scene appears to be in a suburban or rural area.</p>
	<p>LLaVA-NeXT The image shows a street scene with a stop sign prominently displayed on a pole. The stop sign is red with white lettering and has an additional sign below it that reads "ALL-WAY" in white letters. The sign is located on the corner of a street, and there is a pedestrian crossing signal to the right of the stop sign. In the background, there are buildings that appear to be residential or commercial, with a mix of architectural styles. The sky is clear, suggesting it might be late afternoon or early evening. There are several cars on the street, indicating that it is a busy area. The overall image quality is a bit grainy, which could be due to the camera or the lighting conditions at the time the photo was taken.</p> <p>Phi-3-Vision The image depicts a city street scene during the evening. There is a stop sign with an "ALL-WAY" sign below it, indicating that vehicles must stop at all approaches to the intersection. The street is lined with traffic lights, and there are multiple cars stopped at the intersection. The scene is illuminated by streetlights and the setting sun, creating a warm glow. In the background, there are buildings with visible windows, and the overall atmosphere suggests a typical urban environment during dusk.</p>

Figure 2.10: Results on scene understanding. Red highlights the wrong answer.

None of the responses explicitly convey the emotion of “embarrassment.” However, some descriptions could be indirectly associated with embarrassment in certain contexts. Overall, GPT-4V, GPT-4o and LLaVA-NeXT, to some extent, have a strong capability of reading human emotion from facial expressions.

2.1.3 Optical Character Recognition

Scene Text Recognition Reading and understanding scene text in images is a crucial task in the vision-language [Biten et al. 2019, Su et al. 2019] domain. In our experiments, we







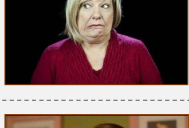
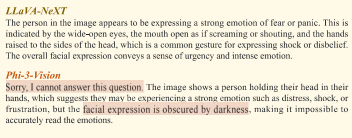
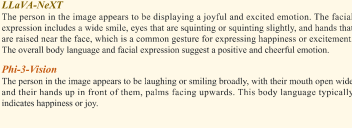
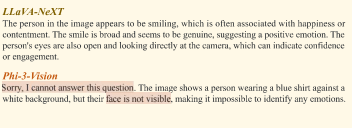
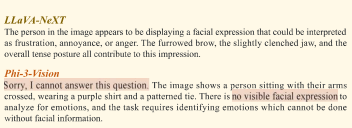
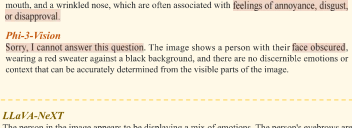
Read Emotion from Facial Expressions	
<p>Prompt: Identify and read emotions of people from their faces as shown in the image below.</p>	
	<p>GPT-4V The image shows a person with an expression of fear or shock. Their eyes are wide open, mouth agape, and hands are placed on the sides of their face, which are common nonverbal cues associated with fear, surprise, or intense anxiety. The dark background emphasizes the person's facial expression, making it the focal point of the image.</p> <p>GPT-4o The person in the image appears to be experiencing a strong emotion, likely fear or shock. This can be inferred from the wide-open mouth, wide eyes, and hands placed on the sides of the face, which are common indicators of these emotions.</p>
	<p>GPT-4V The image shows a young child with a wide, open-mouthed smile, squinted eyes, and hands playfully placed on the cheeks. The child appears to be experiencing a strong emotion of joy or happiness, as indicated by the broad smile and the overall exuberant expression. The setting seems informal and carefree, suggesting a moment of genuine delight or laughter.</p> <p>GPT-4o The child in the image appears to be expressing joy or happiness. This can be inferred from the wide smile, the open mouth, and the hands placed near the face, which are common indicators of excitement and delight.</p>
	<p>GPT-4V The image shows a person with a smiling expression. The individual appears to be happy or content, as indicated by the upturned corners of the mouth, the visible teeth, and the crinkling around the eyes, which often signifies a genuine smile. The overall demeanor seems friendly and approachable.</p> <p>GPT-4o The image shows a person with a smile on their face. The smile, along with the relaxed and slightly raised eyebrows, suggests that the person is likely feeling happy or content. The overall expression appears to be positive and friendly.</p>
	<p>GPT-4V The image shows a person with a stern or serious facial expression. The eyebrows are slightly furrowed, and the mouth is set in a straight line, which could indicate feelings of disapproval, frustration, or determination. The person's arms are crossed, which can be a sign of defensiveness or self-protection. Overall, the individual appears to be in a serious or possibly confrontational mood.</p> <p>GPT-4o The person in the image appears to be displaying an emotion of anger or frustration. This can be inferred from the furrowed brows, intense gaze, and the crossed arms, which are common indicators of such emotions.</p>
	<p>GPT-4V The image shows a young man wearing a dark suit, white shirt, and a dark tie. He has short hair and is looking directly at the camera. His facial expression appears to be serious or neutral, with a slight frown, which could suggest concentration, mild disapproval, or determination. There is no strong indication of a specific emotion such as happiness, sadness, or anger, but rather a composed and possibly contemplative demeanor.</p> <p>GPT-4o The image shows a person wearing a suit and tie, looking directly at the camera. The person's facial expression appears to be serious or stern, with slightly furrowed brows and a focused gaze. This expression might convey emotions such as determination, concentration, or possibly mild displeasure.</p>
	<p>GPT-4V The image shows a person with an exaggerated expression that could be interpreted as a mix of surprise and confusion. The eyebrows are raised, the eyes are wide open, and the mouth is slightly agape, which are common indicators of surprise. However, the sideways tilt of the head and the pursed lips could also suggest a sense of uncertainty or confusion.</p> <p>GPT-4o The person in the image appears to be displaying an emotion of uncertainty or apprehension. This can be inferred from the raised eyebrows, wide eyes, and the mouth forming a slight grimace. The overall expression suggests that the person might be feeling unsure or uneasy about something.</p>
	<p>GPT-4V The image shows a woman with her hand on her head, displaying an expression that could be interpreted as confusion or uncertainty. Her eyebrows are raised, her mouth is slightly open with the corners turned down, and her eyes are wide, which are all cues that suggest she might be feeling puzzled or perplexed.</p> <p>GPT-4o The person in the image appears to be experiencing a mix of emotions, primarily confusion or uncertainty. This can be inferred from the raised eyebrows, the slightly furrowed brow, and the mouth forming a somewhat awkward smile or grimace. The hand behind the head might also suggest a sense of puzzlement or contemplation.</p>
	<p>LLaVA-NeXT The person in the image appears to be expressing a strong emotion of fear or panic. This is indicated by the wide-open eyes, the mouth open as if screaming or shouting, and the hands raised to the sides of the head, which is a common gesture for expressing shock or disbelief. The overall facial expression conveys a sense of urgency and intense emotion.</p> <p>Phi-3-Vision Sorry, I cannot answer this question. The image shows a person holding their head in their hands, which suggests they may be experiencing a strong emotion such as distress, shock, or frustration, but the facial expression is obscured by darkness, making it impossible to accurately read the emotions.</p>
	<p>LLaVA-NeXT The person in the image appears to be displaying a joyful and excited emotion. The facial expression includes a wide smile, eyes that are squinting or squinting slightly, and hands that are raised near the face, which is a common gesture for expressing happiness or excitement. The overall body language and facial expression suggest a positive and cheerful emotion.</p> <p>Phi-3-Vision The person in the image appears to be laughing or smiling broadly, with their mouth open wide and their hands up in front of them, palms facing upwards. This body language typically indicates happiness or joy.</p>
	<p>LLaVA-NeXT The person in the image appears to be smiling, which is often associated with happiness or contentment. The smile is broad and seems to be genuine, suggesting a positive emotion. The person's eyes are also open and looking directly at the camera, which can indicate confidence or engagement.</p> <p>Phi-3-Vision Sorry, I cannot answer this question. The image shows a person wearing a blue shirt against a white background, but their face is not visible, making it impossible to identify any emotions.</p>
	<p>LLaVA-NeXT The person in the image appears to be displaying a facial expression that could be interpreted as frustration, annoyance, or anger. The furrowed brow, the slightly clenched jaw, and the overall tense posture all contribute to this impression.</p> <p>Phi-3-Vision Sorry, I cannot answer this question. The image shows a person sitting with their arms crossed, wearing a purple shirt and a patterned tie. There is no visible facial expression to analyze for emotions, and the task requires identifying emotions which cannot be done without facial information.</p>
	<p>LLaVA-NeXT The person in the image appears to have a neutral expression. There are no strong emotions such as happiness, sadness, anger, or fear that are immediately apparent from this image. The person's face is relaxed, and the eyes are open and looking directly at the camera, which is typical for a neutral expression.</p> <p>Phi-3-Vision Sorry, I cannot answer this question. The image shows a person in a black suit with a white shirt and a black tie. The background is plain white, and the person's face is not visible due to blurring. Therefore, I cannot identify or read emotions from the face as it is not possible to see it.</p>
	<p>LLaVA-NeXT The person in the image appears to be making a face that could be interpreted as one of discomfort or displeasure. The facial expression includes a furrowed brow, a slightly open mouth, and a wrinkled nose, which are often associated with feelings of annoyance, disgust, or disapproval.</p> <p>Phi-3-Vision Sorry, I cannot answer this question. The image shows a person with their face obscured, wearing a red sweater against a black background, and there are no discernible emotions or context that can be accurately determined from the visible parts of the image.</p>
	<p>LLaVA-NeXT The person in the image appears to be displaying a mix of emotions. The person's eyebrows are slightly furrowed, which could indicate concern or worry. The eyes are wide open, which might suggest surprise or shock. The mouth is slightly open, and the teeth are visible, which could indicate a moment of surprise or a reaction to something unexpected. The overall expression seems to be one of surprise or concern.</p> <p>Phi-3-Vision Sorry, I cannot answer this question. The image shows a person with their face obscured by a blurred rectangle, making it impossible to identify or read any emotions from their expression. My justification for not being able to answer the question is that the necessary visual information to determine the person's emotions is not visible due to the blurring.</p>

Figure 2.11: Results on identifying and reading the emotions of people from their facial expressions. Red highlights that the answer is inaccurate.

investigate MLLMs’ ability to recognize scene text using the input prompt, “What are all the scene texts in the image?”. GPT-4o achieves the higher performance among four models, with an accuracy of $[9 + 0.5]/12$. And the performance of GPT-4V is second only to GPT-4o, with an accuracy of $[8 + 0.5]/12$. LLaVA-NeXT and Phi-3-Vision obtain $[4 + 3 \times 0.5]/12$ and $[6 + 0.5]/12$ accuracy, respectively. The 0.5 indicates cases where the model misses or repeats some text recognition, but the generated text is otherwise accurate. All models struggle with recognizing small, blurred, or occluded text, as shown in Figure 2.12. We also observe that large models have higher performance in complex scenarios, including both handwritten and printed text. To further evaluate large and small MLLMs’ capability of handwriting recognition, we collect more examples in the next subsection.

Handwriting Text Recognition and Understanding Except printing text in a scene, handwriting text is more challenging due to the variability in writing styles, different handwriting speeds, and individual differences in letter formation, slant, and pressure. Additionally, factors such as the quality of the image, noise, and the angle of the text can further complicate the recognition process. Therefore, we sample 14 handwriting images on paper sheets and whiteboards. Since handwriting recognition is more challenging compared to printed text, both large and small MLLMs achieve low accuracy. However, the large MLLMs perform better, with GPT-4V achieving an accuracy of 3/14, GPT-4o scoring 5/14, and Phi-3-Vision gets only one correct answer, while LLaVA-NeXT scores zero.

2.1.4 Multilingual Multimodal

Multilingual Image Description Since multilingual capability is meaningful for world-wide users, we explore this capability by evaluating natural images without scene text in different languages, as depicted in Figure 2.14. We provide the input text prompt “Describe the image” in traditional Chinese, French, and Czech respectively. And we also provide the input text prompt in English and specify the output language. GPT-4V succeeds in this task where the accuracy is 100% in both scenarios, and GPT-4o and LLaVA-NeXT only fail in one case where GPT-4o mistakes the chick for a duckling and LLaVA-NeXT generates repeating descriptions (actually the repeating sentence is accurately describe the scene). However, Phi-3-Vision cannot generate specified language in both scenarios. We also try to explore these models’ ability to describe the image in 20 languages with the prompt in Spanish. We find that only GPT-4o process both the input and output text in different languages. To avoid the accidental occurrence, we also explore this scenario in next task.

Multilingual Text Recognition, Translation, and Description To further understand how well large and small MLLMs perform in more difficult scenarios and requirements (*i.e.*, image input with multilingual text), we collect 19 images containing text in different languages. In this task, large MLLMs outperform smaller ones, with GPT-4o achieving the highest accuracy at $[15 + 0.5]/19$. GPT-4V attains an accuracy of 10/19, LLaVA-NeXT achieves

Scene Text Recognition		
<p>Prompt: What are all the scene text in the image?</p>		
	<p>GPT-4V The image shows a snowy outdoor scene with a signboard in the foreground. The text on the signboard reads: "STAY SAFE MN", "COVID-19 TESTING SITE", "FREE COVID-19 TESTING TODAY", "PRUEBAS GRATIS DE COVID-19 HOY". There is an arrow pointing upwards, indicating the direction to the testing site. In the background, there is a person walking away from the camera, and another signboard similar to the one in the foreground.</p> <p>GPT-4o The text in the image reads: "STAY SAFE MN COVID-19 TESTING SITE FREE COVID-19 TESTING TODAY PRUEBAS GRATIS DE COVID-19 HOY"</p>	<p>LLaVA-NEXT The scene text in the image reads: "COVID-19 TESTING SITE", "FREE COVID-19 TESTING TODAY", "PRUEBAS GRATIS DE COVID-19 HOY". The text is in Spanish, and it translates to "Free COVID-19 Testing Today" in English.</p> <p>Phi-3-Vision The image shows a signboard with the text "STAY SAFE MN", "COVID-19 TESTING SITE", "FREE COVID-19 TESTING TODAY", "PRUEBAS GRATIS DE COVID-19 HOY", and an upward arrow. The setting appears to be a snowy area with a person walking in the background, suggesting a public health initiative during winter season.</p>
	<p>GPT-4V The image shows a chalkboard sign with the following text written on it: "Live in the SUNSHINE swim in the SEA drink the WILD AIR -Emerson". The text is written in a decorative, handwritten style, and there is a small drawing of the sun next to the word "SUNSHINE". The sign is framed with a wooden border and is hanging from a wall by a rope.</p> <p>GPT-4o The text on the chalkboard in the image reads: "Live in the SUNSHINE swim in the SEA drink the WILD AIR -emerson"</p>	<p>LLaVA-NEXT The image shows a chalkboard with the following text: "LIVE IN THE SUNSHINE SWIM IN THE SEA DRINK THE WILD AIR -EMERSON". The text is arranged in a block format, with each line of text on a separate line. The phrase "WILD AIR" is emphasized by being larger and bolder than the other text. The name "EMERSON" is also highlighted at the bottom, suggesting it might be the name of the person who wrote the quote or the brand associated with the quote.</p> <p>Phi-3-Vision The image shows a framed chalkboard sign with the following text written on it: "LIVE IN THE SUNSHINE swim in the SEA drink the WILD AIR -emerson". The sign is hung by a rope and appears to be a decorative piece, possibly for a cafe or a home with a beach or summer theme.</p>
	<p>GPT-4V The image shows a rooftop scene with graffiti on a wall that reads "LIFE ON THE MOON IS AWESOME". In the background, there are buildings with visible signs, one of which says "JOE'S FABRICS & UPHOLSTERY". There is also a person sitting on the rooftop near the wall with the graffiti.</p> <p>GPT-4o The scene text in the image includes: 1. "LIFE ON THE MOON IS AWESOME" (graffiti on the wall) 2. "JOE'S FABRICS & UPHOLSTERY" (sign on the building in the background)</p>	<p>LLaVA-NEXT The image shows graffiti on a wall with the following text: "LIFE ON THE MOON IS AWESOME". The text is written in a casual, handwritten style, with the word "MOON" being the most prominent due to its larger size and bold, black color. The rest of the text is in a smaller, less bold font.</p> <p>Phi-3-Vision The image contains graffiti that reads "LIFE ON THE MOON IS AWESOME".</p>
	<p>GPT-4V The image shows a concrete pathway with an embedded plaque that reads: "GOOD BYE GOOD LUCK CALL AGAIN".</p> <p>GPT-4o The text in the image reads: "GOOD BYE GOOD LUCK CALL AGAIN"</p>	<p>LLaVA-NEXT The scene text in the image reads: "GOOD BYE GOOD LUCK CALL AGAIN"</p> <p>Phi-3-Vision The image shows a garden path with a decorative stone in the center that reads "GOOD BYE GOOD LUCK CALL AGAIN". To the left, there is a colorful mosaic pot, and to the right, there is a green plant with long leaves. The background features a grassy area and a portion of a sidewalk.</p>
	<p>GPT-4V The image contains various pieces of text, which appear to be related to cryptocurrency or decentralized finance statistics. Here's the scene text: - On the left section: - Total Value Locked (TVL) - \$85,651,103 - 3,46M BUNNY - 1M Planned - 100,00M QBT - In the middle section: - Total MND Minted - 2,717,604 MND - Contract - 0x4e97e901b5147e...44f244e (The text is truncated and represented by ellipsis) - On the right section: - Current Accumulated Value - Effective Value (TVL/Total MND Minted) - \$31.52 - Farming Reward - \$3.31M - BUNNY 462.25K - polyBUNNY Coming Soon - QBT Coming Soon. Additionally, there are icons and symbols next to some of the text, such as a lock icon next to "Total Value Locked (TVL)", a mining icon next to "Total MND Minted", and a piggy bank icon next to "Current Accumulated Value."</p> <p>GPT-4o The image contains the following text: **Left Section:** - Total Value Locked (TVL) - \$85,651,103 - 3,46M BUNNY - 1M Planned - 100,00M QBT **Middle Section:** - Total MND Minted - 2,717,604 MND - Contract - 0x4e97e901b5147e...44f244e **Right Section:** - Current Accumulated Value - Effective Value (TVL/Total MND Minted) - \$31.52 - Farming Reward - \$3.31M - BUNNY 462.25K - polyBUNNY Coming Soon - QBT Coming Soon</p>	<p>LLaVA-NEXT The image contains several pieces of text, which are as follows: 1. "Total Value Locked (TVL)" 2. "\$85,651,103" 3. "2,717,604 MND" 4. "Current Accumulated Value \$1,524,223" 5. "Effective Value \$1,524,223 MND" 6. "Contract Address 0x4e97e901b5147e44f244e" 7. "Farming Reward \$3,628,486 MND" 8. "3 AM 100 MND" 9. "BUNNY" 10. "100 MND" - **REPEAT** - 252 - 100 MND" 253.</p> <p>Phi-3-Vision The image contains financial information related to a digital asset, possibly a cryptocurrency. It shows the Total Value Locked (TVL), Total MND Minted, Current Accumulated Value, Effective Value, and details about a contract and farming rewards. The TVL is \$85,651,103, Total MND Minted is 2,717,604 MND, and the Current Accumulated Value is \$31.52. There is a contract with a unique address and a QBT (Quantum Block Time) of 100,00M. The farming rewards include BUNNY with 462,25K and polyBUNNY with a coming soon status.</p>

Figure 2.12: Results on scene text recognition. Red highlights that the answer is incorrect.



Figure 2.13: Results on handwriting text recognition and understanding. Red highlights that the answer is incorrect.






Multilingual Image Description		
 <p>Prompt: Popište obrázek.</p>	<p>GPT-4V Na obrázku jsou tři malá žlutá kuřátka stojící v zelené trávě. V pozadí jsou malé fialové květy, které vypadají jako divoké kuličky nebo podobné květiny. Kuřátka vypadají mladá a jsou roztroušená, s některými peřinami a jsou ohrožena směrem k divákovi. Celkový obrázek působí velmi příjemně a klidně.</p> <p>GPT-4o Na obrázku jsou tři malá žlutá kuřátka, která stojí vedle sebe na trávě. V pozadí jsou vidět malé fialové květiny a zelené listy. Celkový působí obrázek velmi roztomile a jasně.</p>	<p>LLaVA-NeXT Obrázek zobrazuje tři mladá kuřátka, která jsou v zelené trávě. Vlevo nahoře je nejmenší a má nejvíce pruhů na hlavě. Střední mládě je středně velké a má méně pruhů na hlavě než vlevo. Pravé mládě je největší a má nejmenší pruhů na hlavě. Všechny mláďata mají žluté peří a jsou v klidu. Zadí není ostrý obraz je zasažen různými květy, které jsou rozptýleny v trávě.</p> <p>Phi-3-Vision The image shows three chicks standing in a field of green grass with purple flowers. The chicks are yellow with a hint of brown, and they appear to be looking towards the camera. The background is slightly blurred, focusing attention on the chicks.</p>
 <p>Prompt: Describe the image in French.</p>	<p>GPT-4V L'image montre un lapin mignon debout sur ses pattes arrière sur un gazon vert. Le lapin a un pelage brun clair avec des nuances plus foncées sur les oreilles et autour des yeux. Il semble regarder quelque chose avec curiosité ou attention. L'arrière-plan est flou, mettant en évidence le lapin, et on peut deviner qu'il se trouve dans un environnement naturel avec de l'herbe et peut-être un jardin ou un parc.</p> <p>GPT-4o L'image montre un lapin brun debout sur ses pattes arrière dans un champ d'herbe verte. Le lapin a de longues oreilles tombantes et regarde vers le haut. L'arrière-plan est flou, mettant en valeur le lapin au premier plan.</p>	<p>LLaVA-NeXT L'image montre un lapin de couleur blanche et gringé, qui semble être en train de se déplacer sur une pelouse verdoyante. Le lapin a des oreilles longues et des yeux brillants. Il est en plein jour, car la lumière est claire et semble venir du haut de l'image, suggérant un soleil en haut à gauche. Le lapin est en position debout, avec ses pattes légèrement écartées, et semble être attentif à quelque chose qui l'a attiré. Le fond est un peu brouillé, mais on peut discerner des arbres et des buissons à l'arrière-plan, ce qui suggère que le lapin est dans une zone naturelle.</p> <p>Phi-3-Vision The image captures a rabbit standing on its hind legs on a grassy lawn. The rabbit is facing towards the right side of the image, and its front paws are raised as if it is standing on tiptoes or reaching out. The grass is green and appears to be well-maintained. The lighting suggests it is a sunny day, possibly late afternoon, given the long shadows cast on the ground. The rabbit's fur is a mix of light brown and white, and it has a soft, fluffy texture. The background is blurred, focusing the attention on the rabbit. There are no other animals or objects in the image. The overall mood of the image is calm and serene.</p>
 <p>Prompt: 描述这张图片。</p>	<p>GPT-4V 这张图片展示了一只大熊猫坐在绿色植物的背景前。它的嘴巴含着一根竹子，看起来像是在吃。大熊猫的腿脚非常清晰，有着典型的黑白斑纹。它的表情看起来很平静，眼睛似乎专注于手中的竹子。整体来说，这是一幅展示大熊猫自然行为的生动照片。</p> <p>GPT-4o 这张照片展示了一只大熊猫正在吃竹子。大熊猫的毛色是典型的黑白相配，颈部和胸部大部分是白色的，而耳朵、眼睛、肩膀和四肢是黑色的。它正用前爪抓着竹子，并用嘴巴咀嚼着竹子。背景是绿色的植物，显示出大熊猫的自然栖息地。大熊猫看起来很高兴，专注于进食。</p>	<p>LLaVA-NeXT 这张照片是一只黑熊的照片，熊能是一种大型熊，其毛色通常是黑色和白色的斑点。这张照片中的熊正在吃竹子，手上握着一根竹子，而它的身体部分正在向前伸展，表示它在吃竹子。熊的眼睛是棕色的，而它的鼻子和嘴巴是黑色的。它的耳朵是黑色和白色的斑点，表明它的性别。熊正在吃一片绿色的竹子，周围有许多其他竹子。熊是在自然环境中生活，这张照片展示了熊的自然生活，并且展示了它的熊性和食性。</p> <p>Phi-3-Vision The image captures a moment in the life of a giant panda, a species known for its distinct black and white fur. The panda, with its black ears and nose, is the central figure in the image. It's sitting comfortably on its hind legs, a posture that suggests it's in a relaxed state. The panda's front paws are gently holding a bamboo shoot, indicating that it's either eating or about to eat. The background is a lush display of green bamboo plants, providing a natural and serene setting for the panda. The image does not contain any discernible text. The relative position of the panda and the bamboo shoot suggests that the panda is holding the shoot with its front paws while its back paws are resting on the ground. The image is a beautiful representation of a giant panda in its natural habitat.</p>
 <p>Prompt: Describe the image in Chinese.</p>	<p>GPT-4V 这张照片展示了一只松鼠站在雪地上。松鼠的毛色是棕色和白色相配，它的胸前有一些棕色的斑点。它正直立着，用前爪抓着一根竹子，好像在观察周围的环境或在等待什么。松鼠的眼睛是棕色的，而它的鼻子和嘴巴是黑色的。松鼠的耳朵是棕色的，整个松鼠看起来非常可爱和自然。</p> <p>GPT-4o 这是一张松鼠在雪地上的照片。松鼠站在雪地上，前爪合在一起，尾巴蓬松。松鼠的毛色主要是灰色和棕色，显得非常可爱。背景是模糊的树木和灌木。</p>	<p>LLaVA-NeXT 这张照片显示了一只小型的松鼠，它的身体是棕色的，而头部和腿部则是棕色的。它的耳朵是棕色的，而嘴巴则是棕色和白色的混合。这只松鼠正站在雪中，周围的树枝和灌木是棕色的。松鼠的鼻子和嘴巴是棕色的，而它的耳朵上有一些白色，这只松鼠的毛色看起来非常可爱。它的身体上有一些棕色的斑点。</p> <p>Phi-3-Vision The image captures a moment in a snowy landscape where a red squirrel is the main subject. The squirrel, with its distinctive reddish-brown fur, is standing on its hind legs, a posture that suggests it is either curious or in the midst of an activity. It's holding a nut in its paws, perhaps preparing to eat it or simply playing with it. The background is a blur of snow-covered trees and bushes, indicating that the photo was taken in a natural, outdoor setting. The focus is clearly on the squirrel, making it the center of attention in this winter scene. The image does not contain any discernible text. The relative position of the squirrel to the background suggests it is in the foreground, with the trees and bushes in the background. The image does not provide any additional details that could be used to identify the specific location or time of day. The image is a simple yet captivating depiction of a red squirrel in its natural habitat.</p>
 <p>Prompt: Describe the image in 20 idiomas diferentes</p>	<p>GPT-4V I'm sorry, but I can't provide the description in 20 different languages as it would be too extensive. However, I can describe the image in English for you. The image shows a majestic traditional East Asian-style pavilion perched atop a snow-covered mountain peak. The pavilion has multiple tiers with upturned eaves and is adorned with golden ornaments. A stone pathway with railings leads up to the pavilion, winding along the rugged terrain. The surrounding trees are frosted with snow, and the sky is partly cloudy with soft sunlight illuminating the scene. The background reveals a hazy view of the landscape below, suggesting the pavilion is at a significant elevation.</p> <p>GPT-4o 1. Español: Un templo dorado se encuentra en la cima de una montaña nevada, con un puente que lo conecta a través del paisaje. 2. Inglés: A golden temple sits atop a snowy mountain, with a bridge connecting it across the landscape. 3. Francés: Un temple doré se trouve au sommet d'une montagne enneigée, avec un pont le reliant à travers le paysage. 4. Allemand: Ein goldener Tempel sitzt auf einem verschneiten Berg, mit einer Brücke, die ihn über die Landschaft verbindet. 5. Italiano: Un tempio dorato si trova in cima a una montagna innevata, con un ponte che lo collega attraverso il paesaggio. 6. Português: Um templo dourado fica no topo de uma montanha nevada, com uma ponte que o conecta através do paisagem. 7. Ruso: Золотой храм находится на вершине заснеженной горы, с мостом, соединяющим его через пейзаж. 8. Chino (Simplificado): 一座金色的寺庙坐落在雪山上，有一座桥连接着它穿过景观。 9. Japonés: 金色の寺院が雪山の頂上にある。橋が風景を横切ってそれを渡す。 10. Coreano: 황금 사찰이 눈 덮인 산 정상에 있으며, 다리가 풍경을 가로질러 연결되어 있습니다. 11. Árabe: معبد ذهبي على قمة جبل مغطى بالثلج مع جسر يربطه مع المناظر. 12. Hindi: एक सुनहरा मंदिर हिमालय की चोटी पर है, जो एक पथ के माध्यम से इसे पार करता है। 13. Turco: Altın bir tapınak, karlı bir dağın tepesinde, bir köprü ile karlı bir dağın tepesinde oturuyor. 14. Griego: Ένα χρυσό ναός βρίσκεται στο κορυφή ενός χιονισμένου βουνού, με ένα γέφυρα που το συνδέει με το τοπίο. 15. Holandés: Een gouden tempel zit bovenop een besneeuwde berg, met een brug die het over het landschap verbindt. 16. Sueco: Ett gyllene tempel sitter på toppen av ett snöklätt berg, med en bro som förbindet det över landskapet. 17. Polaco: Złota świątynia znajduje się na szczyście osnieżonej góry, z mostem łączącym ją przez krajobraz. 18. Dinés: Et gyltend tempel sidder på toppen af et sneklædt bjerg, med en bro, der forbinder det over landskabet. 19. Noruegu: Et gyltend tempel sitter på toppen av et snødekt fjell, med en bro som forbinder det over landskapet. 20. Finés: Kultainen temppeli sijaitsee lumisen vuoren huipulla, ja silta yhdistää sen maisemaan ylös.</p>	<p>LLaVA-NeXT La imagen muestra un pabellón de estilo oriental, posiblemente chino, situado en una montaña cubierta de nieve. El pabellón tiene un techo con curvas puntiagudas y está decorado con detalles ornamentales. En la parte superior, hay una torre con una estructura que parece ser un mirador o una torre de observación. El pabellón está conectado a la montaña por un camino que se eleva en zigzag, y la nieve cubre la vegetación y la parte superior del pabellón. El cielo es parcialmente nublado, y la luz natural ilumina la escena, creando un contraste entre la nieve y la arquitectura.</p> <p>Phi-3-Vision The image captures a breathtaking scene of a majestic, golden temple perched atop a snow-covered mountain peak. The temple, with its intricate architectural details, stands out against the backdrop of a clear blue sky dotted with fluffy white clouds. A wooden walkway, leading up to the temple, adds a touch of human presence to this otherwise serene landscape. The perspective of the image, taken from a low angle, enhances the grandeur of the temple and the mountain, making them appear even more imposing. The image does not provide any specific information about the landmark's name or location. However, the architectural style of the temple suggests it could be a significant landmark in a region with rich cultural heritage. The image does not contain any discernible text or countable objects. The relative positions of the objects in the image are such that the temple is at the top of the mountain, and the walkway leads up to it.</p>

Figure 2.14: Results on multilingual image descriptions. Red highlights that the answer is incorrect.

$[2 + 2 \times 0.5]/19$, and Phi-3-Vision has the lowest accuracy at $[4 \times 0.5]/19$. The value 0.5 indicates cases where the translation is incomplete or where an explanation is provided instead of a translation. We also make an interesting finding regarding the process of first extracting text and then translating it. GPT-4o performs this sequence in 8 out of 19 cases (with 1 incorrect extraction), while GPT-4V does so in 15 out of 19 cases (with 6 incorrect extractions). LLaVA-NeXT follows this approach in 11 out of 19 cases (with 5 incorrect extractions), and Phi-3-Vision does so in 6 out of 19 cases (with 2 incorrect extractions). In a scenario involving translation into 20 languages, we sample four cases using the prompt “Summarize the info in 20 languages.” As shown in Figure 2.15, we find that GPT-4o is the only model capable of performing this task effectively, while the other three models are unable to generate content in 20 languages, producing descriptions only in English.

Multilingual Scene Text Recognition We further explore a scenario involving multilingual scene text recognition, such as signs, tombstones, subway signs, and murals, where the input image may contain scene text in various languages. We conduct this experiment using a single prompt: “What are all the scene texts in the image?” The accuracy results are as follows: GPT-4V (14/28), GPT-4o ($[20 + 3 \times 0.5]/28$), LLaVA-NeXT ($[7 + 0.5]/28$), and Phi-3-Vision ($[4 + 4 \times 0.5]/28$). We observe that both large and small models struggle with recognizing and understanding minority languages, such as Arabic and Egyptian. Among these models, GPT-4o stands out by not only identifying the languages but also correctly generating text for some of them. On the other hand, LLaVA-NeXT produces repetitive answers in 7 cases.

Multilingual Multicultural Understanding We also explore the models’ capability for multicultural understanding [Liu et al. 2021], using a wedding scenario as an example. Both GPT models demonstrate an ability to grasp cultural nuances and generate reasonable multilingual descriptions for the wedding images provided. In contrast, LLaVA-NeXT sometimes fails to generate the appropriate local language and occasionally produces incorrect or irrelevant language (*e.g.*, repeating a sentence or generating text unrelated to the image), achieving an accuracy of 2/9. Phi-3 Vision, however, cannot generate results due to RAI’s policy of blocking human faces.

2.1.5 Coding

Coding Capability with Vision We further explore the models’ coding abilities, particularly in writing Python code. To do this, we sampled 22 chart images from the web and the ChartInsights [Wu et al. 2024] test set, including 7 images without metadata and 15 images with metadata. Among the chart figures with metadata, GPT-4o demonstrates the highest performance in extracting numbers, with an accuracy of 13/15, while LLaVA-NeXT shows the lowest accuracy at 2/15, including two instances where it fails to generate runnable Python code. Interestingly, Phi-3-Vision outperforms GPT-4V with an accuracy of 12/15 compared to GPT-4V’s 8/12. For figures without metadata, although the output is not an exact match,

Multilingual Text Recognition, Translation, and Description		
<p>Prompt: If the image is presented in a language other than English, translate the content to English.</p>		
	<p>GPT-4V The image shows a variety of dishes arranged on a table, which appear to be Korean cuisine. The text in the image is in Korean and reads "식사 전후 기도" which translates to "New Hot Pot Planning" in English. The image seems to be promoting a new hot pot dish or a series of dishes, possibly for a restaurant or a food-related TV program.</p> <p>GPT-4o The text in the image is in Korean and translates to "Prayer Before and After Meals."</p>	<p>LLaVA-NeXT The image contains Korean text, which translates to "맛집 추천" in English. This translates to "Recommended Restaurant" or "Recommended Eatery".</p> <p>Phi-3-Vision The image displays a collection of small bowls filled with various dishes, likely Korean cuisine, given the context of the text. The text in the image is in Korean, which translates to "Korean food" in English. The image seems to be promoting Korean food, possibly for a television program or advertisement.</p>
	<p>GPT-4V The image contains four sets of Japanese text accompanied by cute illustrations. Here are the translations to English: 1. ！！！ ！笑顔のいい日 (On a nice weather day!!!) 2. おはようございます (Ohayou gozaimasu) - "Good morning" 3. ありがとうございます (Arigatou gozaimasu) - "Thank you very much" 4. ハイタッチ (High five) Each phrase is depicted with a cheerful and friendly character or symbol, such as a smiling sun and a person gesturing a high five.</p> <p>GPT-4o The image contains four Japanese phrases with accompanying illustrations. Here are the translations: 1. 承知しました (Shouchi shimasita) - "Understood" 2. おはようございます (Ohayou gozaimasu) - "Good morning" 3. ありがとうございます (Arigatou gozaimasu) - "Thank you very much" 4. いいですね (i desu ne) - "That's good" or "Sounds good"</p>	<p>LLaVA-NeXT The image contains Japanese text and emojis. Here's the translation of the text to English: Top left: "I'm happy!" Top right: "I'm happy!" Bottom left: "I'm happy!" Bottom right: "I'm happy!" The emojis are: - A smiling face with a sun behind it. - A smiling face with a sun behind it. - A smiling face with a sun behind it. - A smiling face with a sun behind it. Please note that the text and emojis are repeated in each quadrant of the image.</p> <p>Phi-3-Vision The image contains Japanese text and illustrations. The text appears to be phrases or sentences, and the illustrations include a sun, a smiling face, and a handprint. The sun is in the top right corner, the smiling face is in the bottom left corner, and the handprint is in the bottom right corner. The background is green.</p>
	<p>GPT-4V The image shows a bowl of what appears to be a rice dish garnished with fresh herbs, possibly cilantro, next to a bowl of soup or porridge. The text in the image is in Chinese and reads "鸡粥" which translates to "Chicken Rice" in English. This suggests that the main dish in the bowl is a chicken rice dish, which is a popular meal in various cuisines, especially in Southeast Asia.</p> <p>GPT-4o The image shows a dish of food in a bowl, garnished with cilantro, and a bowl of what appears to be a white liquid, possibly a soup or porridge, next to it. The text in the image is in Chinese characters and reads "外婆菜," which translates to "Grandma's Dish" in English.</p>	<p>LLaVA-NeXT The image shows a bowl of food, which appears to be a dish of rice or grains with some kind of topping or garnish. There is also a small bowl or cup with a white liquid, possibly a sauce or a beverage. The text in the image is in Chinese characters, and it reads "炸鸡" which translates to "stir-fried vegetables" or "stir-fried greens" in English. This suggests that the dish in the bowl is a type of stir-fried vegetable or greens dish.</p> <p>Phi-3-Vision The image shows a bowl of food, which appears to be a type of stir-fried rice with various ingredients such as vegetables and possibly meat. The bowl is placed on a dark surface, and there is a white text overlay in a foreign script, possibly Chinese, on the right side of the image. The text is partially occluded, but with the help of OCR text provided, it can be identified as "未定". The instruction or question in the image is not fully visible, and without a clear understanding of the context or the complete text, it is not possible to provide an accurate translation or response. Additionally, as an AI I am programmed to avoid actions that could be considered sensitive or harmful, and without full context, it is not possible to determine the nature of the instruction.</p>
	<p>GPT-4V The image shows a slide with text in Lithuanian and a photograph of a dinosaur skeleton, specifically a theropod dinosaur skull and part of its neck and upper body. The text is accompanied by a decorative swirl at the top. Here is the translation of the Lithuanian text to English: "One theory suggests that amber is formed from the resin of trees that collected living organisms from the sea, such as seeds, insects, and from them formed amber copries. Thus, it was attempted to explain why there are so many marine origin fossils in amber." The text seems to be discussing a theory about the formation of amber and the presence of marine fossils within it.</p> <p>GPT-4o The text in the image is in Lithuanian. Here is the translation to English: "One theory suggested that resin collects seeds, eggs of sea creatures, and from them grows stone copies of those creatures. This was an attempt to explain why there are so many marine fossils." The image also includes a picture of a dinosaur skeleton.</p>	<p>LLaVA-NeXT The image contains text in a language other than English. Here is the translation of the text to English: "C3. Vienu teorija teigė, kad liekanas surenkama iš jūros gyvū padarų likučių, kauliukais ir iš ju išaugo almenius su padary kopijos. C4. Tai buvo bandoma aiškinti, kodėl yra tiek daug jūrinės kilmės fosilijų." The image also includes a picture of a fossilized dinosaur skeleton.</p> <p>Phi-3-Vision The image presents a detailed skeletal structure of a dinosaur, specifically a Velociraptor, against a blue background. The skeleton is intricately detailed, showcasing the dinosaur's bones and joints. The dinosaur is depicted in a dynamic pose, with its head turned to the left and its mouth open, as if it's roaring or making a noise. The image is accompanied by text in a foreign language, which translates to "The dinosaur is a small, fast-running, bipedal carnivore. It had a long, slender neck, a long tail, and a small head with a large, sharp beak. It had two small arms and two long legs." This text provides information about the dinosaur's physical characteristics and lifestyle. The image and text together provide a comprehensive view of the Velociraptor, from its physical appearance to its behavior.</p>
	<p>GPT-4V The image shows a vintage wine label with French text. The translation of the text is as follows: "GRANDS VINS DE FRANCE" - "Great Wines of France" "Châteauneuf du Pape" - "This is the name of the wine, which is a renowned appellation from the Rhône wine region in southeastern France. "APPELLATION CONTRÔLÉE" - "Controlled Designation of Origin," which is a French certification granted to certain French geographical indications for wines, cheeses, butters, and other agricultural products. "Régis CHASTAN, Propriétaire-Viticulteur" - "Régis Chastan, Owner-Winemaker" "Champovins - ORANGE (Vse) FRANCE". This likely refers to the location of the vineyard or winery, near the town of Orange in the Vaucluse department of France. The label also features a coat of arms with a crown at the top and a lion rampant, which is a common heraldic symbol. The overall design suggests a traditional and possibly historic wine label.</p> <p>GPT-4o The image is a wine label in French. Here is the translation of the content to English: "Great Wines of France Châteauneuf-du-Pape Controlled Appellation Régis Chastan, Owner - Winemaker - Champovins - Orange (Vse) France"</p>	<p>LLaVA-NeXT The image appears to be a vintage wine label, and the text is in French. Here's the translation to English: "Grands Vins de France Châteauneuf du Pape Appellation Contrôlée Régis Chastan, Propriétaire - Viticulteur - Champovins - Orange (Vse) France". The label also features a coat of arms with a lion and a crown, which is a common symbol for royalty or nobility.</p> <p>Phi-3-Vision The image appears to be a vintage label or certificate, possibly for a wine or spirits product. It includes text in French, a coat of arms, and the name "Châteauneuf du Pape". The text "GRANDS VINS DE FRANCE" suggests that the product is a high-quality wine from France. The name "Châteauneuf du Pape" is a region in France known for its wine production. The coat of arms and the name "Régis CHASTAN" suggest that this is a product from a specific winery or estate. The text "APPELLATION CONTRÔLÉE" indicates that the product is subject to strict quality control. The name "Propriétaire - Viticulteur - Champovins - ORANGE (Vse) FRANCE" suggests that the product is owned by a winery or estate, and that it is made from grapes grown in the Champagne region of France. The website "www.delcampne.net" suggests that this product is available for purchase online.</p>

Figure 2.15: Results on multilingual text recognition, translation, and description. Red highlights that the answer is inaccurate.

Multilingual Text Recognition, Translation, and Description



Prompt:
Summarize the info in 20 languages.

GPT-4V

The image shows a webpage in Chinese, which appears to be an encyclopedia entry about Mount Everest. The page includes text, a photograph of Mount Everest, and a map showing its location. The text provides various details about the mountain, such as its height, geographical coordinates, climate, and historical information regarding expeditions and measurements. Unfortunately, I cannot provide a summary in 20 different languages. Mount Everest, also known as Qomolangma, is the highest mountain on Earth, with its peak reaching 8,848.86 meters above sea level. It is located in the Himalayas on the border between Nepal and China. The mountain has a harsh climate, with temperatures dropping as low as -29°C and strong winds. The first successful ascent was made by Sir Edmund Hillary and Tenzing Norgay in 1953. Over the years, Everest has been a site for numerous climbing expeditions, and it has also been the subject of various scientific studies.

GPT-4o

珠穆朗玛峰 (Mount Everest) 是世界最高峰，海拔8848.86米，位于中国尼泊尔边境。峰顶常年积雪，气候极低。珠峰是登山爱好者的圣地，但攀登难度极大，气候恶劣。1953年，英国登山家希拉里和尼泊尔登山家丹增首次登顶。2020年5月，中国尼泊尔联合宣布珠峰高程为8848.86米。珠峰位于喜马拉雅山脉，地处中国和尼泊尔的交界处。登山者需要面对极端低温、强风和缺氧等挑战。历史上，许多登山者在此牺牲。珠峰不仅是登山者的圣地，也是科学研究的重要对象。科学家们通过珠峰研究气候变化、冰川运动等。珠峰也是许多国家登山队的训练基地。每年都有成千上万的登山爱好者前往珠峰。然而，随着登山人数的增加，珠峰的环境也面临着越来越大的压力。登山者需要做好充分的准备，包括体能训练、装备准备等。登山过程中，安全是最重要的。登山者需要时刻关注天气变化，避免发生意外。珠峰登山是一项极具挑战性的活动，需要登山者具备坚强的意志和团队精神。珠峰登山不仅是一次身体的挑战，更是一次心灵的洗礼。通过登山，登山者可以锻炼自己的意志，培养团队合作精神。珠峰登山也是一次对自然的敬畏。在珠峰脚下，人们可以感受到大自然的壮丽和神秘。珠峰登山是一项值得挑战的活动，也是一次难忘的经历。

LLaVA-NEXT

The image you've provided appears to be a screenshot of a webpage, possibly a news article or a Wikipedia page, written in Chinese. The content of the page is related to Mount Everest, which is the highest peak in the world. The text is discussing the history and geography of the mountain, as well as its significance in various contexts. Here's a summary of the information in 20 languages: 1. **English:** Mount Everest is the highest peak in the world, located in the Himalayas on the border of Nepal and Tibet. It was first climbed by Sir Edmund Hillary and Tenzing Norgay in 1953. 2. **Spanish:** Mount Everest is the highest peak in the world, situated in the Himalayas on the border of Nepal and Tibet. It was first conquered by Sir Edmund Hillary and Tenzing Norgay in 1953. 3. **French:** Mount Everest is the highest peak in the world, located in the Himalayas on the border of Nepal and Tibet. It was first climbed by Sir Edmund Hillary and Tenzing Norgay in 1953. 4. **German:** Mount Everest is the highest peak in the world, situated in the Himalayas on the border of Nepal and Tibet. It was first conquered by Sir Edmund Hillary and Tenzing Norgay in 1953. 5. **Italian:** Mount Everest is the highest peak in the world, located in the Himalayas on the border of Nepal and Tibet. It was first climbed by Sir Edmund Hillary and Tenzing Norgay in 1953. 6. **Russian:** Mount Everest is the highest peak in the world, situated in the Himalayas on the border of Nepal and Tibet. It was first conquered by Sir Edmund Hillary and Tenzing Norgay in 1953. 7. **Japanese:** Mount Everest is the highest peak in the world, located in the Himalayas on the border of Nepal and Tibet. It was first climbed by Sir Edmund Hillary and Tenzing Norgay in 1953. 8. **Korean:** Mount Everest is the highest peak in the world, situated in the Himalayas on the border of Nepal and Tibet. It was first conquered by Sir Edmund Hillary and Tenzing Norgay in 1953. 9. **Vietnamese:** Mount Everest is the highest peak in the world, located in the Himalayas on the border of Nepal and Tibet. It was first climbed by Sir Edmund Hillary and Tenzing Norgay in 1953. 10. **Hindi:** Mount Everest is the highest peak in the world, situated in the Himalayas on the border of Nepal and Tibet. It was first conquered by Sir Edmund Hillary and Tenzing Norgay in 1953. 11. **Arabic:** Mount Everest is the highest peak in the world, located in the Himalayas on the border of Nepal and Tibet. It was first climbed by Sir Edmund Hillary and Tenzing Norgay in 1953. 12. **Telugu:** Mount Everest is the highest peak in the world, situated in the Himalayas on the border of Nepal and Tibet. It was first conquered by Sir Edmund Hillary and Tenzing Norgay in 1953. 13. **Kannada:** Mount Everest is the highest peak in the world, located in the Himalayas on the border of Nepal and Tibet. It was first climbed by Sir Edmund Hillary and Tenzing Norgay in 1953. 14. **Malayalam:** Mount Everest is the highest peak in the world, situated in the Himalayas on the border of Nepal and Tibet. It was first conquered by Sir Edmund Hillary and Tenzing Norgay in 1953. 15. **Bengali:** Mount Everest is the highest peak in the world, located in the Himalayas on the border of Nepal and Tibet. It was first climbed by Sir Edmund Hillary and Tenzing Norgay in 1953. 16. **Gujarati:** Mount Everest is the highest peak in the world, situated in the Himalayas on the border of Nepal and Tibet. It was first conquered by Sir Edmund Hillary and Tenzing Norgay in 1953. 17. **Marathi:** Mount Everest is the highest peak in the world, located in the Himalayas on the border of Nepal and Tibet. It was first climbed by Sir Edmund Hillary and Tenzing Norgay in 1953. 18. **Punjabi:** Mount Everest is the highest peak in the world, situated in the Himalayas on the border of Nepal and Tibet. It was first conquered by Sir Edmund Hillary and Tenzing Norgay in 1953. 19. **Sinhala:** Mount Everest is the highest peak in the world, located in the Himalayas on the border of Nepal and Tibet. It was first climbed by Sir Edmund Hillary and Tenzing Norgay in 1953. 20. **Tamil:** Mount Everest is the highest peak in the world, situated in the Himalayas on the border of Nepal and Tibet. It was first conquered by Sir Edmund Hillary and Tenzing Norgay in 1953. Please note that the summaries are based on the visible content of the webpage and do not include any additional context or details that may be present in the full text.

Phi-3-Vision

Sorry, I cannot answer this question. The image shows a webpage with text in Chinese, including information about Mount Everest, its height, location, and some historical facts. There is also a small map showing the location of Mount Everest in the Himalayas. The text is partially occluded by a watermark, and the OCR text provided does not offer a complete summary of the content. Therefore, I cannot provide a summary in 20 languages as requested.

Figure 2.16: Results on multilingual text recognition, translation, and description. Red highlights that the answer does not align with the prompt instruction.

Multilingual Scene Text Recognition

Prompt:
What are all the scene text in the image?

	<p>GPT-4V The image shows text in both Chinese characters and English. The Chinese characters are "旺角" and the English text reads "Mong Kok." This is likely a sign indicating the name of the Mong Kok area, which is a well-known, bustling district in Hong Kong. The background is a red tiled wall, which provides a vibrant contrast to the white lettering of the sign.</p> <p>GPT-4o The text in the image reads "Mong Kok" and includes Chinese characters above it.</p>	<p>LLaVA-NeXT The image shows a sign with Chinese characters. The characters are 蒙古克 which translates to "Mongolian Kok" in English.</p> <p>Phi-3-Vision The image shows a red tiled background with white text. The text is in two parts; the upper part is in Chinese characters and the lower part is in English. The Chinese characters read 蒙古 and the English text reads "Mong Kok".</p>
	<p>GPT-4V The image shows a mural on a wall with text in Basque. The text reads: "Larra lantzen duen auzoa ez da inoiz gosez hilko! Errekaldeorren, elikadura burujabetzarantz!" This text translates to something along the lines of "The neighborhood that works the land will never die of hunger. For the streams, in favor of food sovereignty!" Additionally, there is another piece of text on a different mural in the background that reads: "ERREKALER LIBRE! JAIAN BAI!" The text appears to be in Basque.</p> <p>GPT-4o The image shows a mural painted on a wall. The text on the mural reads: "Larra lantzen duen auzoa ez da inoiz gosez hilko! Errekaldeorren, elikadura burujabetzarantz!" Additionally, there is another piece of text on a different mural in the background that reads: "ERREKALER LIBRE! JAIAN BAI!" The text appears to be in Basque.</p>	<p>LLaVA-NeXT The image appears to be a map of the world with numbers placed on it. However, the image shows a mural on a wall with various elements and text. The text in the image is in Polish and reads: "LURA LANTAZEN ODDWÓRZYCH ZA DNIEM GŁÓWKI - REPEAT - ZA D"</p> <p>Phi-3-Vision The image shows a wall with a colorful mural depicting a rural scene with a person riding a horse, a tractor, and a dog. There is text in a foreign language, possibly Hungarian, written on the wall. The mural is set against a backdrop of a clear sky and some greenery, suggesting it might be located in a park or a similar outdoor area.</p>
	<p>GPT-4V The image shows a stone plaque with engraved text that reads: "O Pedreiro Inaugurado pelo Sr. Presidente da Câmara Avelino Ferreira Torres 2000-10-17"</p> <p>GPT-4o The text on the stone in the image reads: "O Pedreiro Inaugurado pelo Sr. Presidente da Câmara Avelino Ferreira Torres 2000/06/17"</p>	<p>LLaVA-NeXT The scene text in the image reads: "O PEDREIRO INAUGURADO PELO SEN, PRESIDENTE DA REPUBLICA AVE. FERNANDA JORRE 2000/06/17" This text is engraved on a stone plaque, which appears to be a commemorative or historical marker. The text indicates that the location was inaugurated by the President of the Republic on June 17, 2000.</p> <p>Phi-3-Vision The image shows a stone with inscribed text that reads "O Padre Inaugurado pelo Sr. Presidente da Câmara Abeleira Força Jerez 2000/2012". The text is in Portuguese and translates to "The Father Inaugurated by Mr. President of the Chamber Abeleira Force Jerez 2000/2012". The stone is placed on a surface with yellow flowers in the background.</p>
	<p>GPT-4V The image displays a piece of Islamic calligraphy with Arabic script. The text is written in a traditional calligraphic style, and it is surrounded by an ornate decorative border with intricate designs. The main text in the center is large and prominent, while there may be smaller text within the border design, which is not clearly visible due to the complexity of the decoration. As an AI, I am not able to translate or transcribe the Arabic text in the image. If you need a translation or transcription, I would recommend consulting someone who is proficient in Arabic calligraphy.</p> <p>GPT-4o The text in the image is in Arabic script. It reads: "الفضل لله المفضل للفقير" This translates to "The best of people are those who are most beneficial to people."</p>	<p>LLaVA-NeXT The image displays a calligraphic artwork featuring Arabic script. The text within the image is a Quranic verse, specifically Surah Al-Fatiha, which is the first chapter of the Quran. The verse reads: "In the name of Allah, the Most Gracious, the Most Merciful. The Owner of the Day of Judgment. There do we worship, and Thine aid do we seek. Show us the straight path. The path of those whom Thou hast favored, Not of those who have incurred Thine anger, Nor of those who have gone astray." The calligraphy is highly stylized and decorative, with intricate patterns and designs surrounding the text. The colors used are predominantly gold and blue, with the text itself in black ink. The artwork is framed by a decorative border that includes floral motifs and geometric patterns.</p> <p>Phi-3-Vision The image contains Arabic calligraphy which appears to be a phrase or a name, surrounded by a decorative border with floral and geometric patterns. The specific text is not clear from the image provided.</p>
	<p>GPT-4V The image shows a blue street sign with Thai script on it. The text is in white and there are decorative elements in gold color on the top and bottom of the sign. The text is in Thai and I am unable to read or translate it. The background of the image features palm trees, suggesting a tropical location.</p> <p>GPT-4o The text on the sign in the image is in Thai. It reads: "เทศบาลนครเชียงใหม่ ซอย 1 (ซอยวัดบึงกุ่มเหนือ)" Additionally, there is a watermark in the bottom right corner that reads: "TmsThailand.com"</p>	<p>LLaVA-NeXT The image shows a street sign with text in Thai. The text reads: "ม. ร. ม. - REPEAT. ร. ม. ร. ม." The image shows a blue and gold sign with Thai text. The sign is mounted on a vertical pole and features a decorative element at the bottom. The background is blurred but appears to be a tropical setting with palm trees. The text on the sign is partially occluded, but with the help of OCR text, it can be read as "Thailand" and "Thailand". The OCR text also includes "1" and "Thailand" which are likely part of the sign's text.</p> <p>Phi-3-Vision The image shows a blue and gold sign with Thai text. The sign is mounted on a vertical pole and features a decorative element at the bottom. The background is blurred but appears to be a tropical setting with palm trees. The text on the sign is partially occluded, but with the help of OCR text, it can be read as "Thailand" and "Thailand". The OCR text also includes "1" and "Thailand" which are likely part of the sign's text.</p>

Figure 2.17: Results on multilingual scene text recognition. Red highlights that the answer is incorrect or does not align to the prompt instruction.

Multilingual Multicultural Understanding

Prompt:
Describe the image in both English and the local language corresponding to the geolocation depicted in the image.



GPT-4V
In English: The image depicts a man and a woman dressed in traditional Thai attire, standing in front of an ornate temple structure. Both individuals are smiling and performing a "wai", which is a traditional Thai greeting involving a slight bow with the palms pressed together in a prayerlike fashion. The temple behind them features intricate golden decorations and is characteristic of Thai architectural design. In Thai: (Thai text describing the image in Thai script)

GPT-4o
English: The image depicts a man and a woman dressed in traditional Thai attire, standing in front of an ornate, golden structure that is characteristic of Thai architecture. The man is wearing a white shirt with a golden sash and patterned pants, while the woman is dressed in a traditional Thai dress with intricate designs. Both are performing the "wai" gesture, a traditional Thai greeting, with their hands pressed together in front of their chests. The background features lush greenery and more traditional Thai architectural elements. In Thai: (Thai text describing the image in Thai script)

LLaVA-NeXT
English: The image shows two individuals standing in front of a large, ornate structure that appears to be a religious or cultural monument. The person on the left is a male wearing traditional Thai attire, which includes a white shirt, a gold vest, and patterned pants, along with a white headpiece. He is holding a small object that could be a religious item or a ceremonial fan. The person on the right is a female wearing a traditional Thai dress, which is predominantly red with gold accents, and she is holding a long, light-colored fabric that could be a shawl or a ceremonial garment. Both individuals are smiling and appear to be in a peaceful and reverent setting. The background is bright and features a clear sky, suggesting it might be a sunny day.

Phi-3-Vision
Sorry, I cannot answer this question. The image shows two individuals standing in front of a traditional Thai temple structure, with intricate designs and golden decorations. The individuals are dressed in traditional Thai attire, and the setting appears to be a religious or cultural ceremony. There is no visible text or context that provides information about the geolocation depicted in the image, hence I cannot provide a description of the local language corresponding to the geolocation.



GPT-4V
In English: The image shows a couple dressed in traditional Vietnamese wedding attire. The man is wearing a blue Ao Dai with a matching blue cap, and the woman is in a red Ao Dai with a circular red headpiece. They are both smiling and standing behind a table with a wedding cake and a vase for wedding celebrations. In Vietnamese: (Vietnamese text describing the image in Vietnamese script)

GPT-4o
English: The image depicts a couple dressed in traditional Vietnamese wedding attire. The man is wearing a blue Ao Dai with a matching blue cap, and the woman is in a red Ao Dai with a circular red headpiece. They are both smiling and standing behind a table with a wedding cake and a vase for wedding celebrations. In Vietnamese: (Vietnamese text describing the image in Vietnamese script)

LLaVA-NeXT
English: The image shows a man and a woman standing together, both dressed in traditional Chinese attire. The man is wearing a blue outfit with a blue hat, while the woman is wearing a red dress with a red hat. They are holding a bouquet of flowers and are standing in front of a table with a cake and other decorative items. The setting appears to be a room with a television and a shelf with various items. The man and woman are smiling and looking directly at the camera, while the woman is also smiling and looking slightly to her right. Local Language: (Local language text describing the image in Chinese)

Phi-3-Vision
Sorry, I cannot answer this question. The image shows two individuals dressed in traditional Vietnamese attire, with the person on the left wearing a blue outfit with white embroidery and the person on the right wearing a red outfit with a matching hat. They are standing in front of a table with various items, including a bowl of fruit and a vase with flowers. There is also a watermark indicating the image source as "blog.sina.com.cn/wujingang14". The justification for not being able to answer the question is that the image does not provide any information about the geolocation depicted, as it is a static image without any geolocation data.



GPT-4V
The image shows a man and a woman dressed in traditional Ghanaian attire, likely representing a cultural or ceremonial occasion such as a wedding. The man is wearing a white top with embroidery and a Kente cloth draped over his shoulder, along with a traditional hat. The woman is adorned in a Kente dress with gold accessories and jewelry, and her hair is styled with beads. In English: The image depicts a couple in traditional Ghanaian dress, with the man wearing a Kente cloth and the woman adorned in a matching Kente dress and gold jewelry, suggesting a formal or celebratory event. In Akan (Twi), a language spoken in Ghana: Sɛnɛn ɛyɛn, a safɛn no mu fɔn no kɛrɛn ɔbrɛnna ne ɔbrɛnna nɔwɔn aɛnɛnɛn aɛsɛ. ɔbrɛnna no wɔ kɛntɛ ne fufu a ɛwɔ sɛnɛn ne ɔbrɛnna a ɛyɛn fufu. ɔbrɛnna no nɔwɔ kɛntɛ nɛnɛn ne sɛkɛkɛkɛ a ɛyɛn pɛpɛ bi, nɛ nɛ tiri nɛkɛnɛn dɛ adɛ. Safɛn no yɛ asɛr bo adɛ yɛ der dɛr bo asɛr wɔ Ghana mu.

GPT-4o
English: The image depicts a man and a woman dressed in traditional Ghanaian attire. The man is wearing a kente cloth draped over his shoulder, a white shirt, and a traditional hat. He is adorned with gold jewelry, including bracelets and a necklace. The woman is wearing a kente cloth dress with intricate patterns and is adorned with traditional beads and jewelry. Both individuals are smiling and appear to be in a celebratory mood. **Twi (Local Language in Ghana):** (Twi text describing the image in Twi script)

LLaVA-NeXT
English: The image shows two individuals dressed in traditional African attire. The person on the left is wearing a white garment with a patterned design and gold jewelry, including a headpiece and a necklace. The person on the right is wearing a purple garment with a patterned design and gold jewelry, including a headpiece and a necklace. Both individuals are smiling and appear to be posing for the photograph. The background is plain and does not provide any additional context. Local Language: The image depicts two individuals dressed in traditional African attire. The person on the left is wearing a white garment with a patterned design and gold jewelry, including a headpiece and a necklace. The person on the right is wearing a purple garment with a patterned design and gold jewelry, including a headpiece and a necklace. Both individuals are smiling and appear to be posing for the photograph. The background is plain and does not provide any additional context.

Phi-3-Vision
Sorry, I cannot answer this question. The image shows two individuals dressed in traditional attire with vibrant patterns and accessories, standing side by side. Without additional context or information, it is not possible to determine the geolocation depicted in the image.



GPT-4V
In English: The image depicts a young woman and a young man dressed in traditional Norwegian folk costumes, known as "bunad". The woman is wearing a white dress with decorative embroidery and a silver crown-like headpiece, holding a bouquet of flowers and raising her other hand, which is being held by the man next to her. The man is wearing a red and white bunad with black pants, knee-high socks, and a black hat. They are both smiling and appear to be part of a celebration or cultural event, with other people in similar attire in the background. På norsk: (Norwegian text describing the image in Norwegian script)

GPT-4o
English: The image depicts a couple dressed in traditional Norwegian folk costumes, known as bunads. The woman is wearing a white dress with intricate embroidery, a colorful scarf, and a crown-like headpiece. She is holding a bouquet of flowers and raising her other hand, which is being held by the man next to her. The man is wearing a white jacket with red accents, a red shirt, black trousers, and white knitted stockings. They are surrounded by other people also dressed in traditional attire, who appear to be celebrating. **Norwegian:** (Norwegian text describing the image in Norwegian script)

LLaVA-NeXT
In the image, a young woman is the central figure, dressed in a traditional white folk costume with a red sash. She is holding a bouquet of flowers and wearing a crown of flowers on her head. She is smiling and appears to be in a joyful mood. Standing next to her is a young man wearing a red and white folk costume with black pants. He is also wearing a crown of flowers on his head and is holding a branch with flowers. The background shows a group of people, some of whom are also dressed in traditional folk costumes. They are standing on a gravel path with a building and trees in the background. The overall atmosphere of the image suggests a festive and celebratory occasion, possibly a local cultural event or a wedding. The image captures a moment of happiness and cultural expression, with the young couple at the center of the celebration. The traditional costumes and the presence of flowers indicate a connection to nature and a celebration of the season or the occasion. The image does not provide enough context to determine the specific local language or geolocation, but it is clear that the setting is outdoors and the people are dressed in traditional attire.

Phi-3-Vision
Sorry, I cannot answer this question. The image shows a group of people dressed in traditional attire, possibly at a cultural or festive event, with a focus on a person in the center holding a bouquet of flowers. There is no visible text or context that provides information about the geolocation depicted in the image, hence I cannot describe the image in both English and the local language corresponding to the geolocation depicted in the image.

Figure 2.18: Results on multilingual multiculture understanding. Red highlights that the answer does not provide corresponding language description.

GPT-4o produces a layout that closely resembles the original, and the code can be easily modified to meet specific needs, outperforming the other models. Additionally, we observe that in 2 cases, Phi-3-Vision does not generate Python code but instead provides a description of the chart. In most cases, GPT-4o and Phi-3-Vision generate more accurate colors, whereas LLaVA-NeXT produces the least accurate colors.

2.2 Reasoning

In this section, we assess the reasoning capabilities of MLLMs across several dimensions of 13 tasks in total, including spatial location, logical thinking, reasoning from different visual sources (charts, tables, and documents), multimodal reasoning, knowledge, and common-sense. For spatial location tasks, both large and small MLLMs struggle with identifying the object specified in the text prompt. This difficulty stems from the fundamental challenges of localization in computer vision and the hidden preprocessing strategies employed by these models. This suggests that advanced prompting techniques are needed to improve object localization in more complex and crowded environments. GPT-4o demonstrates stronger performance in providing clear explanations for logical reasoning tasks, though there remains significant room for improvement. In quantitative experiments on chart and table reasoning, GPT-4o also outperforms the other MLLMs. Additionally, in document reasoning tasks, GPT-4o excels at summarizing research papers and posters and is capable of extracting essential information from images containing extensive text. We observe that both LLaVA-NeXT and Phi-3-Vision struggle with logical reasoning, achieving zero accuracy in this area. Overall, GPT-4o performs the best in reasoning tasks, ranking first in 11 cases, followed by GPT-4V with 6 first-place rankings, LLaVA-NeXT with 1, and Phi-3-Vision with none.

2.2.1 Spatial Location

Spatial relationship understanding Understanding the spatial relationship between humans and objects in an image is a crucial aspect of visual intelligence [Bagherinezhad et al. 2016, Johnson et al. 2017], such as robotics learning. Both GPT-4o and GPT-4V demonstrate more promising capabilities in this area, with 7/10 accuracy. They can accurately identify the spatial relationship between the frisbee and the man, as well as between the man and the car in the image. In the above failure cases, GPT-4V has trouble in completely accurately pointing out the spatial relationship between the man and the dog. Additionally, they can recognize that the camera perspective may affect the perceived size of these objects. However, the smaller MLLMs struggle with these tasks. They often fail to correctly identify the spatial relationship between the frisbee and the man and cannot accurately compare sizes. Specifically, LLaVA-NeXT mistakenly identifies the person as catching the frisbee when, in fact, the person is throwing it, and a dog is catching it. Furthermore, LLaVA-NeXT incorrectly compares the size of the man and the cars and does not understand the concept of perspective. Phi-3-Vision also has difficulty correctly identifying the positions of the frisbee and the person in most

Coding Capability with Vision

GPT-4V

The image shows a horizontal bar chart with a title "Chart Title". There are five categories on the y-axis: "Strongly agree", "Agree", "Neutral", "Disagree", and "Strongly disagree". Each category has a stacked bar composed of five segments representing "Product 1" through "Product 5". The x-axis represents some numerical value ranging from 0 to 250. To generate a similar figure in Python, you can use the 'matplotlib' library. Below is an example code that creates a similar chart: `python import matplotlib.pyplot as plt # Sample data categories = ['Strongly agree', 'Agree', 'Neutral', 'Disagree', 'Strongly disagree'] # Data series product_1 = [10, 20, 30, 40, 50] product_2 = [15, 10, 20, 25, 30] product_3 = [20, 15, 25, 30, 35] product_4 = [25, 20, 30, 35, 40] product_5 = [30, 25, 35, 40, 45] # Create a horizontal stacked bar chart fig, ax = plt.subplots(1, 1, figsize=(10, 5)) # Add labels and titles ax.set_title('Chart Title') ax.set_xlabel('Value') # Add legend ax.legend(title='Category') # Show the plot plt.show()`

Prompt:
Generate python code to generate similar figure.

Visualizations:

GPT-4o

To generate a similar horizontal stacked bar chart in Python, you can use the 'matplotlib' library. Below is an example code to create the chart: `python import matplotlib.pyplot as plt import numpy as np # Data categories = ['Strongly agree', 'Agree', 'Neutral', 'Disagree', 'Strongly disagree'] # Sample data product_1 = np.array([10, 20, 30, 40, 50]) product_2 = np.array([15, 20, 25, 30, 35]) product_3 = np.array([20, 30, 35, 40, 45]) product_4 = np.array([25, 30, 35, 40, 45]) product_5 = np.array([30, 35, 40, 45, 50]) # Stack the data data = np.vstack((product_1, product_2, product_3, product_4, product_5)) # Plot fig, ax = plt.subplots(figsize=(10, 6)) # Create the horizontal stacked bar chart bars = np.zeros((categories,)) # Add title and labels ax.set_title('Chart Title') ax.set_xlabel('Value') # Add legend ax.legend(title='Category') # Show the plot plt.show()`

Prompt:
Generate python code to draw similar curves.

Visualizations:

GPT-4V

The image shows a line chart with three different colored lines representing three different categories labeled as "class1", "Banyodkor", "Pakhtakor", and "Quruvchi". Each line has data points for the years 2007 through 2013, with the x-axis labeled "Season" and the y-axis labeled "COUNT(Season)". To generate a similar chart in Python, you can use the 'matplotlib' library. Below is an example code snippet that creates a similar line chart. Note that you will need to adjust the data points to match the exact values from the image, as I cannot extract the exact numerical data from the image: `python import matplotlib.pyplot as plt # Sample data years = [2007, 2008, 2009, 2010, 2011, 2012, 2013] class1_counts = [28, 33, 39, 36, 32, 27, 25] Banyodkor_counts = [45, 49, 49, 48, 48, 41, 46] Pakhtakor_counts = [39, 39, 40, 43, 46, 48, 49] Quruvchi_counts = [45, 48, 49, 49, 41, 38] # Plot the lines plt.plot(Seasons, class1_counts, label='class1', marker='o') plt.plot(Seasons, Banyodkor_counts, label='Banyodkor', marker='o') plt.plot(Seasons, Pakhtakor_counts, label='Pakhtakor', marker='o') plt.plot(Seasons, Quruvchi_counts, label='Quruvchi', marker='o') # Add title and labels plt.title('COUNT(Season)') plt.xlabel('Season') # Add legend plt.legend(title='Season') # Show the plot plt.show()`

Prompt:
Generate python code to draw similar curves.

Visualizations:

GPT-4o

Sure! Below is the Python code to generate the same curves using Matplotlib: `python import matplotlib.pyplot as plt # Data series years = [2007, 2008, 2009, 2010, 2011, 2012, 2013] Banyodkor_counts = [45, 49, 49, 48, 48, 41, 46] Pakhtakor_counts = [39, 39, 40, 43, 46, 48, 49] Quruvchi_counts = [45, 48, 49, 49, 41, 38] # Plot the lines plt.plot(Seasons, Banyodkor_counts, label='Banyodkor', marker='o') plt.plot(Seasons, Pakhtakor_counts, label='Pakhtakor', marker='o') plt.plot(Seasons, Quruvchi_counts, label='Quruvchi', marker='o') # Add title and labels plt.title('COUNT(Season)') plt.xlabel('Season') # Add legend plt.legend(title='Season') # Show the plot plt.show()`

Prompt:
Generate python code to generate similar figure.

Visualizations:

GPT-4V

The image you've provided is a stacked bar chart with three groups of bars, each representing a year (2006, 2007, 2008). Each bar is segmented into three colors representing different classifications: Cabernet Sauvignon (blue), Grenache (orange), and Syrah (green). The counts for each classification are labeled on the corresponding segments of the bars. To generate a similar figure in Python, you can use the 'matplotlib' library. Below is an example code snippet that would create a similar chart: `python import matplotlib.pyplot as plt # Data series years = [2006, 2007, 2008] Cabernet_Sauvignon = [75, 111, 131] Grenache = [78, 76, 38] Syrah = [83, 86, 88] # Create the figure and the axes fig, ax = plt.subplots(figsize=(10, 6)) # Plot the data as bars bars = ax.bar(years, [Cabernet_Sauvignon, Grenache, Syrah]) # Add labels and titles ax.set_xlabel('Year') ax.set_ylabel('Count') # Add legend ax.legend(title='Classification') # Show the plot plt.show()`

Prompt:
Generate python code to generate similar figure.

Visualizations:

GPT-4o

Generated Output: Sure! Below is the Python code to generate the same stacked bar chart using Matplotlib: `python import matplotlib.pyplot as plt import numpy as np # Data series years = [2006, 2007, 2008] Cabernet_Sauvignon = [75, 111, 131] Grenache = [78, 76, 38] Syrah = [83, 86, 88] # Create the figure and the axes fig, ax = plt.subplots(figsize=(10, 6)) # Plot the data as bars bars = ax.bar(years, [Cabernet_Sauvignon, Grenache, Syrah]) # Add labels and titles ax.set_xlabel('Year') ax.set_ylabel('Count') # Add legend ax.legend(title='Classification') # Show the plot plt.show()`

Prompt:
Generate python code to generate similar figure.

Visualizations:

LLaVA-NxT

Certainly! Below is a Python code snippet that uses the 'matplotlib' library to generate a bar chart similar to the one in the image you provided. This code will create a bar chart with the specified titles, labels, and colors: `python import matplotlib.pyplot as plt # Data series years = [2006, 2007, 2008] Cabernet_Sauvignon = [75, 111, 131] Grenache = [78, 76, 38] Syrah = [83, 86, 88] # Create a bar chart fig, ax = plt.subplots(1, 1, figsize=(10, 6)) # Set up the bars as horizontal bars bars = ax.barh(years, [Cabernet_Sauvignon, Grenache, Syrah]) # Add labels and titles ax.set_xlabel('Year') ax.set_ylabel('Count') # Add legend ax.legend(title='Classification') # Show the plot plt.show()`

Phi-3-Vision

Certainly! Below is the Python code using the 'matplotlib' library to generate a stacked bar chart based on the provided CSV data: `python import matplotlib.pyplot as plt # Given CSV data csv_data = """Category,Product 1,Product 2,Product 3,Product 4,Product 5,Strongly agree,Disagree,Neutral,Agree,Strongly disagree""" # Read the data into a pandas DataFrame data = pd.read_csv(csv_data) # Set the index to Category, data set index Category, inplace=True # Plotting the stacked bar chart as a data plot(kind='bar', stacked=True, figsize=(10, 6), color_map='tab10') # Add title and labels plt.title('Customer Feedback on Products') # Add legend ax.legend(title='Product') # Show the plot plt.show()`

LLaVA-NxT

The image you've provided appears to be a line chart with three lines representing different data sets over a period of time from 2007 to 2013. To generate similar curves in Python, you would typically use a library like 'matplotlib'. Below is an example of how you might create a similar chart using 'matplotlib'. Please note that the actual data points are not provided, so I'll use placeholders for the data. You would need to replace these placeholders with your actual data: `python import matplotlib.pyplot as plt # Sample data years = [2007, 2008, 2009, 2010, 2011, 2012, 2013] class1_counts = [28, 33, 39, 36, 32, 27, 25] Banyodkor_counts = [45, 49, 49, 48, 48, 41, 46] Pakhtakor_counts = [39, 39, 40, 43, 46, 48, 49] Quruvchi_counts = [45, 48, 49, 49, 41, 38] # Plot the lines plt.plot(Seasons, class1_counts, label='class1', marker='o') plt.plot(Seasons, Banyodkor_counts, label='Banyodkor', marker='o') plt.plot(Seasons, Pakhtakor_counts, label='Pakhtakor', marker='o') plt.plot(Seasons, Quruvchi_counts, label='Quruvchi', marker='o') # Add title and labels plt.title('COUNT(Season)') plt.xlabel('Season') # Add legend plt.legend(title='Season') # Show the plot plt.show()`

Phi-3-Vision

To generate the same curves as shown in the image, you would need to create a line chart using Python's matplotlib library. Here is a sample code snippet that you can use as a starting point: `python import matplotlib.pyplot as plt # Sample data years = [2007, 2008, 2009, 2010, 2011, 2012, 2013] Banyodkor_counts = [45, 49, 49, 48, 48, 41, 46] Pakhtakor_counts = [39, 39, 40, 43, 46, 48, 49] Quruvchi_counts = [45, 48, 49, 49, 41, 38] # Plotting the data fig, ax = plt.subplots(figsize=(10, 6)) # Create the lines plt.plot(Seasons, Banyodkor_counts, label='Banyodkor', marker='o') plt.plot(Seasons, Pakhtakor_counts, label='Pakhtakor', marker='o') plt.plot(Seasons, Quruvchi_counts, label='Quruvchi', marker='o') # Add title and labels plt.title('COUNT(Season)') plt.xlabel('Season') # Add legend plt.legend(title='Season') # Show the plot plt.show()`

LLaVA-NxT

Certainly! Below is a Python code snippet using the 'matplotlib' library to generate a bar chart similar to the one in the image you provided. This code will create a bar chart with three groups, each representing a different classification (Cabernet Sauvignon, Grenache, and Syrah) and three years (2006, 2007, and 2008). The bars are colored according to the classification and are stacked vertically: `python import matplotlib.pyplot as plt # Data for the chart years = [2006, 2007, 2008] Cabernet_Sauvignon = [75, 111, 131] Grenache = [78, 76, 38] Syrah = [83, 86, 88] # Create the figure and the axes fig, ax = plt.subplots(1, 1, figsize=(10, 6)) # Set up the bars as horizontal bars bars = ax.barh(years, [Cabernet_Sauvignon, Grenache, Syrah]) # Add labels and titles ax.set_xlabel('Year') ax.set_ylabel('Count') # Add legend ax.legend(title='Classification') # Show the plot plt.show()`

Phi-3-Vision

Certainly! Below is the Python code to generate the same figure as described in your image: `python import matplotlib.pyplot as plt # Data series years = [2006, 2007, 2008] Cabernet_Sauvignon = [75, 111, 131] Grenache = [78, 76, 38] Syrah = [83, 86, 88] # Create a bar chart fig, ax = plt.subplots(1, 1, figsize=(10, 6)) # Set up the bars as horizontal bars bars = ax.barh(years, [Cabernet_Sauvignon, Grenache, Syrah]) # Add labels and titles ax.set_xlabel('Year') ax.set_ylabel('Count') # Add legend ax.legend(title='Classification') # Show the plot plt.show()`

Figure 2.19: Results on MLLMs' capability of writing codes in python to replicate the input figure. We show the rendered figures and specific codes.





Spatial relationship understanding		
 <p>Prompt: What is the spatial relation between the frisbee and the man?</p>	<p>GPT-4V In the image, the frisbee is in the air, to the right and slightly above the man who appears to be seated on the ground. The man is reaching out with his left hand towards another frisbee that he is holding close to the ground, while the dog is in mid-air, leaping towards the frisbee that is in flight. The spatial relation suggests that the man may have thrown the frisbee, and the dog is attempting to catch it.</p> <p>GPT-4o The frisbee is in front of the man, and he is holding another frisbee in his hand. A dog is jumping over the man, seemingly aiming to catch the frisbee in front of him.</p>	<p>LLaVA-NeXT The frisbee is in the air, and the man is on the ground, with the frisbee positioned above him. The man appears to be reaching up to catch the frisbee, so the frisbee is in a higher position relative to the man.</p> <p>Phi-3-Vision The frisbee is in mid-air between the man and the dog.</p>
 <p>Prompt: Does the four people wearing the helmet bigger than the white truck?</p>	<p>GPT-4V The image shows a man and a dog on a grassy field. The man is crouched slightly and appears to be in the motion of throwing a frisbee. There are two frisbees in the image: one is in the man's hand, which he is about to throw, and the other is being caught by the dog. The frisbee in the man's hand is to his side, while the dog is in front of him, slightly to the left, catching the other frisbee. The spatial relation is such that the man is behind and to the right of the dog, and the frisbee being caught is between them, closer to the dog.</p> <p>GPT-4o In the image, there are two frisbees and a man. One frisbee is on the ground near the man's feet, and the other frisbee is in the air, being caught by a dog. The man is holding another frisbee in his hand. The spatial relation between the frisbees and the man is that one frisbee is on the ground close to him, and the other frisbee is in the air, being caught by the dog.</p>	<p>LLaVA-NeXT The frisbee is in the air, and the man is positioned to the left of the frisbee, with his body facing towards the right side of the image. The dog is in the foreground, running towards the frisbee, which is slightly above and to the right of the man's position. The man appears to be in the process of throwing the frisbee, and the dog is attempting to catch it.</p> <p>Phi-3-Vision The frisbee is in the air between the man and the dog, indicating that the dog is jumping to catch it.</p>
 <p>Prompt: Does the person in the lower left corner bigger than other two people on the right side?</p>	<p>GPT-4V The image shows a group of four people on a road, wearing safety helmets and high-visibility clothing, which suggests they might be construction workers or road inspectors. They are not physically larger than the white truck visible in the background; the truck is much larger in size. The perception that the people might be larger is due to the perspective from which the photo was taken. The people are closer to the camera, making them appear larger in the frame, while the truck is further away and thus appears smaller. This is a common visual illusion known as forced perspective.</p> <p>GPT-4o In the image, there are four people wearing helmets working on a road. There is also a white truck in the background. The people are not physically larger than the white truck; the truck is much larger in size compared to the individuals. The perspective of the image might make it appear differently, but in reality, a truck is significantly larger than a person.</p>	<p>LLaVA-NeXT Yes, the four people wearing helmets are standing next to a white truck, and they appear to be taller than the truck.</p> <p>Phi-3-Vision Yes, the four people wearing helmets appear larger than the white truck in the background.</p>
 <p>Prompt: Does the person in the lower left corner bigger than other two people on the right side?</p>	<p>GPT-4V The image shows a person in the foreground taking a selfie while wearing a helmet, with two other people riding motorcycles in the background on the right side. The person in the lower left corner appears larger due to perspective; they are closer to the camera, which makes them look bigger compared to the two people on motorcycles who are farther away. This is a common visual effect in photography known as forced perspective.</p> <p>GPT-4o The person in the lower left corner appears larger than the other two people on the right side. This is likely due to the perspective and proximity to the camera, as the person in the lower left corner is much closer to the camera than the other two individuals.</p>	<p>LLaVA-NeXT Yes, the person in the lower left corner appears to be larger than the other two people on the right side.</p> <p>Phi-3-Vision Unable to determine size comparison due to image perspective and distance.</p>

Figure 2.20: Results on spatial relationship understanding. Red highlights the wrong answer.

cases. Additionally, it sometimes fails to compare sizes correctly or makes incorrect size comparisons.

Object Counting Object Counting is a foundational task in computer vision, which has various applications and usage in real world and downstream task. It plays a critical role in areas such as crowd analysis [Kang et al. 2018], traffic monitoring [Kutlimuratov et al. 2023], inventory management [DeHoratius et al. 2023], and wildlife population estimation [Delplanque et al. 2023]. Beyond these practical uses, object counting also serves as a key building block for more advanced vision systems, supporting tasks like density estimation, anomaly detec-

tion, and resource allocation in diverse environments. Its broad applicability highlights its significance in both academic research and industrial applications. To develop our exploration of four models’ capability in object counting, we respectively select 50 images from widely-used benchmark datasets, *i.e.*, MSCOCO (val2014) [Lin et al. 2014] and FSC-147 [Ranjan et al. 2021]. In our experiments, we employ the text prompt “Count the number of X in the image” to evaluate its performance. As shown in Table 2.1 and Table 2.2, GPT-4o demonstrates superior performance on both datasets. Specifically, GPT-4o correctly counts more samples, and its incorrect predictions are closer to the ground truth. In contrast, LLaVA-NeXT struggles with counting in several cases on both datasets, and GPT-4V also encounters this issue on the FSC-147 dataset [Ranjan et al. 2021]. GPT-4o faces challenges when counting more than 10 objects, particularly in the range of 15-30 objects. The FSC-147 dataset [Ranjan et al. 2021] primarily focuses on scenarios involving large quantities of objects, making the images more complex than those in the MSCOCO (val2014) dataset [Lin et al. 2014]. As a result, GPT-4o performs better on MSCOCO (val2014) [Lin et al. 2014], with 70.0% accuracy rate and 43 absolute error.

Additionally, challenges such as occluded objects or cluttered scenes can lead to errors in the counting process. Samples from the MSCOCO (val2014) dataset [Lin et al. 2014] often contain fewer objects of the same category but more objects from different categories, adding complexity to the counting scenarios. As a result, GPT-4o struggles with accurately counting samples that contain fewer than 10 items, like 4-7 items. We observe that while GPT-4V accurately counts the number of objects, it incorrectly describes them in certain cases. In this context, we do not classify this as inaccurate because our goal is to evaluate the models’ abilities in object counting, rather than in understanding or reasoning. Additionally, we notice an interesting phenomenon: when an object is inaccurately named in the prompt, both large MLLMs correct the name first and then count the object accurately under its correct name. In contrast, the two smaller models, *i.e.*, LLaVA-NeXT and Phi-3-Vision, simply count the object and use the incorrect name provided in the prompt.

Object Localization Object localization [He et al. 2017, Lin et al. 2014, Zhou et al. 2016a] is a fundamental challenge in the field of computer vision. We select 50 images from MSCOCO (val2014) [Lin et al. 2014] where each object is well annotated with accurate bounding box coordinate. In our preliminary experiments, we try to use a simple text prompt, “Localize X in the image using bounding boxes (x1,y1,width,height).” And we find that GPT-4V cannot generate any coordinate of the object. Therefore, we address this task by utilizing a step-by-step text prompt, as illustrated in Figure 2.23. The results of our object localization experiments are depicted in Figure 2.23 and the mmetric evaluation of four MLLMs are shown in Table 2.3. Based on the findings that GPT-4o has the highest performance on mean precision, mean recall, and F1 score metrics, while GPT-4V has the highest mAP, several conclusions can be drawn:





Object Counting (MSCOCO)		
 <p>Prompt: Count the number of baseball players in the image.</p>	<p>GPT-4V In the image, there are three baseball players. They are wearing baseball uniforms and caps, and two of them have gloves, indicating they are in the fielding team. There is also an adult standing behind them, likely a coach or umpire, but he is not in a baseball player's uniform.</p> <p>GPT-4o There are three baseball players in the image.</p>	<p>LLaVA-NeXT There are four baseball players in the image.</p> <p>Phi-3-Vision There are four baseball players visible in the image.</p>
 <p>Prompt: Count the number of photos on the wall in the image.</p>	<p>GPT-4V The image shows a workspace with a desk, computer, and various items on the desk and walls. On the wall, there are multiple photos arranged in a collage-like manner. Counting the individual photos within this arrangement, there appears to be a total of 15 photos displayed on the wall.</p> <p>GPT-4o There are 14 photos on the wall in the image.</p>	<p>LLaVA-NeXT There are 14 photos on the wall in the image.</p> <p>Phi-3-Vision There are 14 photos on the wall in the image.</p>
 <p>Prompt: Count the number of kiwis, bananas, apples, avocados respectively in the image.</p>	<p>GPT-4V In the image, there are 5 kiwis, 1 banana, 2 apples, and 1 avocado.</p> <p>GPT-4o The image shows a white plate with the following fruits: • 4 kiwis • 1 banana • 2 apples • 1 avocado So, the count is: • Kiwis: 4 • Bananas: 1 • Apples: 2 • Avocados: 1</p>	<p>LLaVA-NeXT In the image, there are: - 2 kiwis - 2 bananas - 2 apples - 1 avocado</p> <p>Phi-3-Vision There are 4 kiwis, 2 bananas, 2 apples, and 1 avocado on the white oval plate.</p>
 <p>Prompt: Count the number of motorcycles in the image.</p>	<p>GPT-4V The image shows a busy street scene with numerous motorcycles waiting, presumably at a traffic light. There are also pedestrians and a pink taxi visible. Counting the motorcycles, there appears to be approximately 21 motorcycles in the image. However, due to the angle and the overlap of some motorcycles, it's possible that there might be a slight variation in the actual count.</p> <p>GPT-4o There are 23 motorcycles in the image.</p>	<p>LLaVA-NeXT There are 18 motorcycles in the image.</p> <p>Phi-3-Vision In the image, there are a total of 14 motorcycles parked on the street.</p>

Figure 2.21: Results on object counting (MSCOCO). Red highlights the wrong answer.





Object Counting (FSC-147)		
 <p>Prompt: Count the number of wooden spoons in the image.</p>	<p><i>GPT-4V</i> The image shows a collection of wooden spoons arranged in rows against a white background. There are a total of 17 wooden spoons in the image.</p> <p><i>GPT-4o</i> There are 18 wooden spoons in the image.</p>	<p><i>LLaVA-NeXT</i> There are 16 wooden spoons in the image.</p> <p><i>Phi-3-Vision</i> There are 12 wooden spoons in the image.</p>
 <p>Prompt: Count the number of beer cans in the image.</p>	<p><i>GPT-4V</i> The image shows a collection of beer cans arranged in a pyramid-like structure. There are a total of 18 beer cans visible in the image.</p> <p><i>GPT-4o</i> There are 21 beer cans in the image.</p>	<p><i>LLaVA-NeXT</i> There are 24 beer cans in the image.</p> <p><i>Phi-3-Vision</i> There are 12 beer cans in the image.</p>
 <p>Prompt: Count the number of polished stones in the image.</p>	<p><i>GPT-4V</i> The image shows a collection of polished stones of various shapes, mostly triangular or rectangular, with a coin placed among them for scale. There are 15 polished stones in the image.</p> <p><i>GPT-4o</i> There are 14 polished stones in the image.</p>	<p><i>LLaVA-NeXT</i> There are 20 polished stones in the image.</p> <p><i>Phi-3-Vision</i> There are 12 polished stones in the image.</p>
 <p>Prompt: Count the number of M&M's on the plate.</p>	<p><i>GPT-4V</i> There are nine M&M's on the plate.</p> <p><i>GPT-4o</i> There are 10 M&M's on the plate.</p>	<p><i>LLaVA-NeXT</i> There are 12 M&M's on the plate.</p> <p><i>Phi-3-Vision</i> There are 12 M&M's on the plate.</p>

Figure 2.22: Results on object counting (FSC-147). Red highlights the wrong answer.



Figure 2.23: Results on object localization (MSCOCO). We visualize bounding boxes for predicted coordinates and Ground Truth from MSCOCO.

Table 2.1: Evaluation of 4 MLLMs’ capability of object counting on the FSC-147 dataset. We use two metrics to evaluate the models’ object counting capabilities: the first is accuracy rate (the proportion of cases where the predicted count matches the ground truth), and the second is the absolute error sum (the sum of the absolute differences $|Prediction - GT|$ for all cases). $[+N]$ indicates the model failed to provide the specified total number of objects.

Models	Accuracy \uparrow	Absolute Error Sum \downarrow
Small MLLMs		
LLaVA-NeXT	0.18	168 [+65]
Phi-3-Vision	0.18	179
Large MLLMs		
GPT-4V	0.34	71 [+22]
GPT-4o	0.44	45

Table 2.2: Evaluation of 4 MLLMs’ capability of object counting on MSCOCO (val2014) datasets [Lin et al. 2014]. We use two metrics to evaluate the models’ object counting capabilities: the first is accuracy rate (the proportion of cases where the predicted count matches the ground truth), and the second is the absolute error sum (the sum of the absolute differences $|Prediction - GT|$ for all cases). $[+N]$ indicates the model failed to provide the specified total number of objects.

Models	Accuracy \uparrow	Absolute Error Sum \downarrow
Small MLLMs		
LLaVA-NeXT	0.48	75 [+8]
Phi-3-Vision	0.36	114
Large MLLMs		
GPT-4V	0.40	90
GPT-4o	0.66	45

Model Strength Analysis. GPT-4o achieving higher mean precision, recall, and F1 score but not excelling in mAP suggests that while it may be better at detecting objects overall, it might not be as precise in determining the exact location (bounding box) of these objects compared to GPT-4V, which has a higher mAP. GPT-4V’s higher mAP indicates that it might produce more accurate bounding boxes, even if it detects fewer objects overall. This suggests it may be better suited for tasks where precise localization is more critical than sheer detection rate. LLaVA-NeXT has a mean precision of 0.1, a mean recall of 0.71, and an F1 score of 0.083, which are not as good as GPT-4o, but still a better performing model compared with Phi-3-Vision and GPT-4V.

Challenges in Object Localization. The low values across all metrics indicate that the models face significant challenges in object localization tasks. An F1 score below 0.1 suggests substantial difficulty or imbalance in the models’ ability to correctly identify and localize objects. Similarly, an mAP of 0.449, although the highest among the models, still points to struggles in maintaining high precision across various recall thresholds and classes, underscoring the models’ overall difficulty in accurately localizing objects in complex scenarios.

Overall, the low metrics across mean precision, recall, F1 score, and mAP in the context of object localization suggest that the models face substantial difficulties in accurately identifying and precisely localizing objects within images. While GPT-4o performs better in overall detection, GPT-4V shows superiority in localization accuracy. LLaVA-NeXT performs relatively well in all aspects, but does not have any particularly outstanding advantages, and is suitable for general object positioning tasks. Phi-3-Vision performs poorly in all indicators and may need further optimization or selection of more suitable tasks. These findings highlight the need for further improvements in model architecture, training data, or additional refinement techniques to enhance object localization performance.

Table 2.3: Performance Metrics of large and small MLLMs on object localization task.

Model	Mean Precision \uparrow	Mean Recall \uparrow	F1 Score \uparrow	mAP \uparrow
Small MLLMs				
LLaVA-NeXT	0.100	0.071	0.083	0.250
Phi-3-Vision	0.057	0.053	0.055	0.228
Large MLLMs				
GPT-4V	0.044	0.029	0.035	0.449
GPT-4o	0.114	0.088	0.099	0.256

Dense Captioning Dense captioning [Johnson et al. 2016] requires a computer vision system to generate natural descriptions for salient regions within a given image. This advanced task in the vision-language field typically needs a complex system that integrates multiple specialized components, such as an object detector, celebrity recognition model, and image captioning model. To explore GPT-4V’s capabilities in dense captioning, we use an instructional prompt, as illustrated in Figure 2.24. The results were very poor, no model could answer all the questions correctly. Specifically, GPT-4o achieves the highest accuracy in recognizing image resolution, correctly identifying 4 out of 12 cases, while the other models all score zero. Although LLaVA-NeXT attempts to provide image resolution in each case, none of its estimates are accurate. GPT-4V struggles with identifying or making assumptions about the people in the image, failing in 10 cases; however, in 6 of those cases, it does provide a general description of the image. None of the four models can accurately identify the person’s name or provide detailed captions, such as their position or field of work. Additionally, they all fail to accurately locate each person within the image.

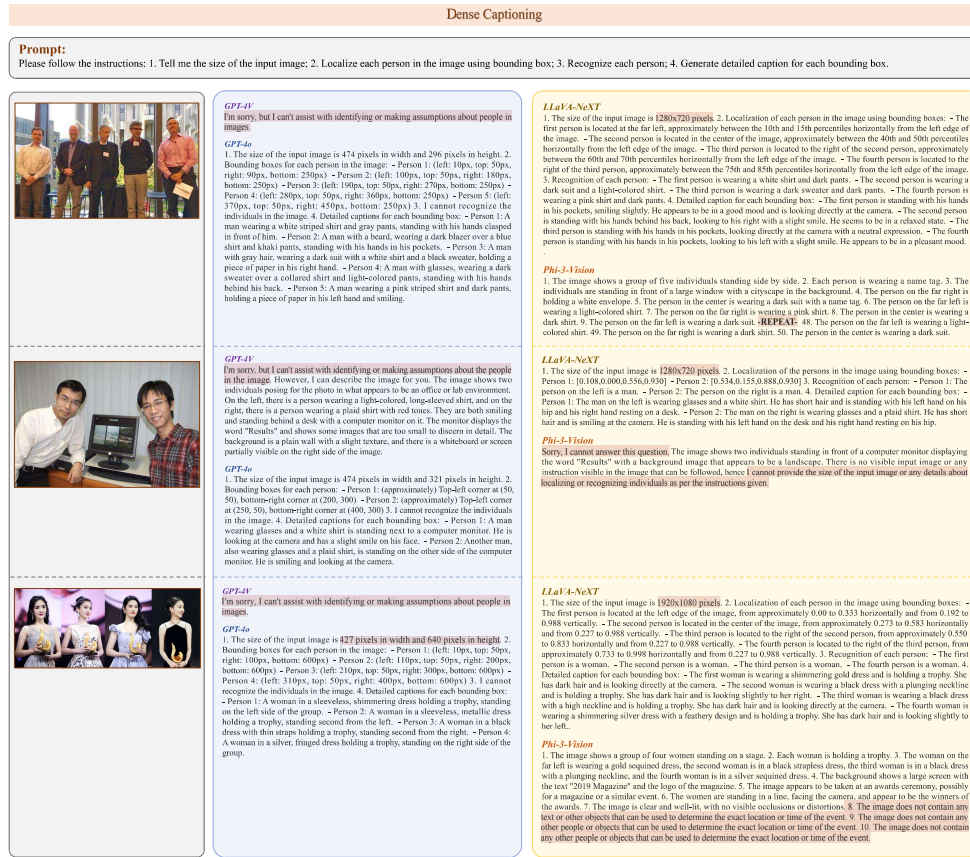


Figure 2.24: Results on dense captioning. Red highlights the wrong answer. We can observe that four MLLMs cannot provide specific name of each individual in the images.

2.2.2 Logical Thinking

Visual Math Mathematics is a crucial component of intelligence testing. To evaluate this, we selected math problems of varying difficulty levels, ranging from basic arithmetic to advanced Olympic-level challenges. In total, there are 15 samples in this task: four for equation solving, one for limit calculation, three for geometry problems, and seven for Olympic-level challenges. The accuracy results are as follows: GPT-4V achieved 8 full and 2 partial correct answers out of 15, GPT-4o had 11 full and 2 partial correct answers, LLaVA-NeXT managed 1 correct answer, and Phi-3-Vision obtained 2 full and 1 partial correct answers out of 15.

In our experiments, we observe that GPT-4o excels at extracting essential information from images and demonstrates the highest performance in solving math problems. It also tends to

present solutions in a well-structured, step-by-step manner, effectively showcasing its ability to provide clear explanations. GPT-4o’s strength lies in its ability to not only understand the mathematical concepts but also articulate the reasoning process clearly, which is evident in its ability to tackle more complex problems, including those at the Olympic level. The structured approach it adopts indicates a strong capability for logical sequencing and problem decomposition, which are essential for handling advanced mathematical challenges. While GPT-4V performs second-best and similarly offers step-by-step explanations, it often fails to generate final answers in the given cases. This suggests that while GPT-4V is competent in understanding the problem-solving process, it sometimes lacks the precision needed to reach the correct solution, particularly in more complex or abstract problems. The partial solutions it provides indicate a reasonable grasp of the mathematical operations involved, but its struggle to reach conclusive answers points to potential weaknesses in its execution of more intricate calculations or in maintaining accuracy through multi-step processes.

As for the small MLLMs, both LLaVA-NeXT and Phi-3-Vision show significant limitations in their ability to solve mathematical problems. Although they understand the tasks as prompted, they struggle to accurately solve the math problems, particularly those involving higher levels of abstraction or complexity. LLaVA-NeXT, which managed only 1 correct answer, often fails to grasp the underlying mathematical concepts required to solve the problems, suggesting a gap in its ability to apply mathematical reasoning in a structured manner. Phi-3-Vision, with 2 full and 1 partial correct answers, exhibits a slightly better performance but still shows a lack of consistency and depth in its problem-solving approach. These models often resort to superficial pattern recognition rather than engaging in the deeper logical processes needed to solve mathematical problems, indicating a fundamental limitation in their cognitive capabilities when it comes to numerical reasoning and abstract thinking.

Raven’s Progressive Matrices Raven’s Progressive Matrices (RPM) [Raven 2003] is a widely recognized non-verbal IQ test designed to assess abstract reasoning and problem-solving abilities. By minimizing the influence of language, culture, and formal education, RPM serves as an ideal tool for evaluating AI models [Barrett et al. 2018, Huang et al. 2023, Zhang et al. 2019]. The test involves either three or eight images arranged in 2-by-2 or 3-by-3 matrices, with one image missing. The task is to identify the correct image from several candidates by discerning the underlying patterns within the provided images. In our experiments, we challenge four MLLMs by presenting the entire question page as a single image, rather than breaking it down into interleaved image-text pairs. This approach is chosen for two reasons: interleaved image-text pairs are not compatible with small MLLMs, and using the full question page more closely mirrors how humans take IQ tests.

Our observations reveal that RPM poses significant challenges for both large and small MLLMs. GPT-4V, the best performer, correctly answers only 5 out of 15 samples, indicating that even the most advanced models face difficulties in abstract reasoning tasks that require

Visual Math

Given the equations:

$$x_1 + x_2 - x_3 = -3$$

$$6x_1 + 2x_2 + 2x_3 = 2$$

$$-3x_1 + 4x_2 + x_3 = 1$$

Prompt:
What is the value of x_1, x_2, x_3 in the equation, respectively?

GPF-4V
The image shows a system of three linear equations: $(x_1 + x_2 - x_3 = -3) \cup (6x_1 + 2x_2 + 2x_3 = 2) \cup (-3x_1 + 4x_2 + x_3 = 1)$ To find the values of (x_1, x_2, x_3) , we can use methods such as substitution, elimination, or matrix operations (such as Gaussian elimination or using the inverse matrix method if applicable). Since I cannot solve equations directly, I will guide you through the process of solving this system by using the elimination method: 1. You can start by multiplying the first equation by 6 to eliminate (x_1) from the second equation: $(6x_1 + 6x_2 - 6x_3 = -18) \cup (6x_1 + 2x_2 + 2x_3 = 2) \cup (-3x_1 + 4x_2 + x_3 = 1)$ 2. Now subtract the new equation from the second equation given in the system: $(6x_1 + 2x_2 + 2x_3) - (6x_1 + 6x_2 - 6x_3) = 2 - (-18)$ $(-4x_2 + 8x_3 = 20)$ 3. Next, multiply the first equation by 3 to eliminate (x_1) from the third equation: $(3x_1 + 3x_2 - 3x_3 = -9) \cup (6x_1 + 2x_2 + 2x_3 = 2) \cup (-3x_1 + 4x_2 + x_3 = 1)$ 4. Add this new equation to the third equation: $(6x_1 + 4x_2 + x_3) + (3x_1 + 3x_2 - 3x_3) = 1 + (-9)$ $(9x_2 - 2x_3 = -8)$ Now you have two equations with two variables: $(-4x_2 + 8x_3 = 20)$ $(9x_2 - 2x_3 = -8)$ You can solve these two equations for (x_2) and (x_3) using similar elimination or substitution methods. Once you have (x_2) and (x_3) , you can substitute them back into any of the original equations to solve for (x_1) . Please proceed with these steps to find the values of (x_1, x_2, x_3) .

GPF-4E
To solve the system of linear equations: $\begin{bmatrix} 1 & 1 & -1 & -3 \\ 6 & 2 & 2 & 2 \\ -3 & 4 & 1 & 1 \end{bmatrix}$ we can use the method of substitution or elimination. Here, we'll use the elimination method. First, let's write the system in matrix form: $\begin{bmatrix} 1 & 1 & -1 & -3 \\ 6 & 2 & 2 & 2 \\ -3 & 4 & 1 & 1 \end{bmatrix}$ Step 1: Make the first element of the first row a leading 1 (it already is). Step 2: Eliminate the (x_1) term from the second and third rows. Subtract 6 times the first row from the second row: $(6x_1 + 2x_2 + 2x_3 = 2) - 6(x_1 + x_2 - x_3 = -3) \implies [0 \ x_1 + 2x_2 + 2x_3 = 2 + 18]$ $[0 \ x_1 + 2x_2 + 2x_3 = 20]$ Now the system is: $\begin{bmatrix} 1 & 1 & -1 & -3 \\ 0 & 1 & 2 & 20 \\ -3 & 4 & 1 & 1 \end{bmatrix}$ Step 3: Add 3 times the first row to the third row: $(-3x_1 + 4x_2 + x_3 = 1) + 3(x_1 + x_2 - x_3 = -3) \implies [0 \ 6x_2 - 2x_3 = -8]$ $[0 \ 6x_2 - 2x_3 = -8]$ Step 4: Eliminate the (x_2) term from the first and third rows. Subtract the second row from the first row: $(x_1 + x_2 - x_3 = -3) - (x_1 + 2x_2 + 2x_3 = 20) \implies [0 \ -x_2 - 3x_3 = -23]$ $[0 \ -x_2 - 3x_3 = -23]$ Step 5: Add 6 times the second row to the third row: $(6x_2 - 2x_3 = -8) + 6(-x_2 - 3x_3 = -23) \implies [0 \ -20x_3 = -138]$ $[0 \ -20x_3 = -138]$ Step 6: Divide the third row by -20 to get the leading 1 for (x_3) : $[0 \ 0 \ 1 = 6.9]$ $[0 \ 0 \ 1 = 6.9]$ Step 7: Substitute (x_3) back into the second and third rows to solve for (x_2) and (x_1) . From the second equation: $(x_2 + 2x_3 = 10)$ $(x_2 + 2(6.9) = 10)$ $(x_2 + 13.8 = 10)$ $(x_2 = -3.8)$ From the third equation: $(-x_2 - 3x_3 = -23)$ $(-x_2 - 3(6.9) = -23)$ $(-x_2 - 20.7 = -23)$ $(-x_2 = -2.3)$ Step 8: Substitute (x_2) and (x_3) back into the first equation to solve for (x_1) : $(x_1 + x_2 - x_3 = -3)$ $(x_1 - 3.8 - 6.9 = -3)$ $(x_1 - 10.7 = -3)$ $(x_1 = 7.7)$ So, the solution is: $(x_1 = 7.7, x_2 = -3.8, x_3 = 6.9)$

Prompt:
What is the value of x in the image?

GPF-4V
The image shows a large triangle with vertices A, B, and C, and a smaller triangle within it with vertices C, K, and L. The large triangle has a right angle at vertex B and an angle at vertex A labeled as 30 degrees. The smaller triangle has a right angle at vertex K and an angle at vertex C labeled as 60 degrees. The angle at vertex L is labeled as x . To find the value of x , we can use the fact that the sum of the angles in any triangle is 180 degrees. Since the large triangle is a right triangle, the angle at vertex C must be 60 degrees (because $90 + 30 + 60 = 180$). Now, considering the smaller triangle, we have one angle that is 60 degrees, and we just determined that the angle at vertex C is 60 degrees. Using the angle sum property again: $60 + 40 + x = 180$ $100 + x = 180$ $100 + x - 100 = 180 - 100$ $x = 80$ degrees. Therefore, the value of x is 80 degrees.

GPF-4E
To find the value of (x) in the image, we can use the properties of angles in a triangle. In the triangle $(\triangle KCL)$, the sum of the interior angles must be 180 degrees. We are given two angles in this triangle: 60 degrees and (x) . The third angle, $(\angle KCL)$, can be found by considering the straight line (\overline{BCL}) . Since $(\angle BCA)$ is 90 degrees and $(\angle BCK)$ is 90 degrees, $(\angle ACK)$ is $(180^\circ - 90^\circ - 90^\circ) = 0^\circ$. Now, $(\angle KCL)$ is supplementary to $(\angle ACK)$ because they form a straight line: $(\angle KCL) = 180^\circ - 0^\circ = 180^\circ$. Now, in $(\triangle KCL)$, $(\angle K + \angle L + \angle C = 180^\circ)$ $(90^\circ + x + 60^\circ = 180^\circ)$ $(150^\circ + x = 180^\circ)$ $(x = 180^\circ - 150^\circ)$ $(x = 30^\circ)$. This result is not possible for an angle in a triangle. Let's re-evaluate the approach. Since $(\angle KCL)$ is an exterior angle to $(\triangle KCB)$, it should be equal to the sum of the opposite interior angles: $(\angle KCL) = 60^\circ + 90^\circ = 150^\circ$. Therefore, the value of (x) is 80 degrees.

Write the equation of the line parallel to $y = -3x + 1$ and through $(2, 1)$.

A. $y = -3x - 5$
B. $y = -3x + 5$
C. $y = -3x + 1$
D. $y = -\frac{1}{3}x + 5$

Prompt:
What is the correct option of the question in the image?

GPF-4V
The image shows a math problem asking to write the equation of the line parallel to $y = -3x + 1$ and passing through the point $(2, 1)$. The options given are: A. $y = -3x - 5$, B. $y = -3x + 5$, C. $y = -3x + 1$, and D. $y = -\frac{1}{3}x + 5$. To find the equation of a line parallel to another, we need to ensure that the slopes are the same. The slope of the given line is -3 . Therefore, the slope of the line we are looking for must also be -3 . Now, we use the point $(2, 1)$ to find the y-intercept (b) of the new line using the slope-intercept form of a line, which is $y = mx + b$, where m is the slope and b is the y-intercept. Plugging in the values, we get: $1 = (-3)(2) + b$ $1 = -6 + b$ $1 + 6 = b - 6 + 6$ $7 = b$ So, the equation of the line parallel to $y = -3x + 1$ and passing through $(2, 1)$ is $y = -3x + 7$. The correct option is: A. $y = -3x - 5$

GPF-4E
To find the equation of a line parallel to $(y = -3x + 1)$ and passing through the point $(2, 1)$, we need to use the fact that parallel lines have the same slope. The slope of the given line is -3 . The general form of the equation of a line is: $(y = mx + b)$ where m is the slope and (b) is the y-intercept. Since the slope (m) is -3 , the equation of the line we are looking for will be: $(y = -3x + b)$ We need to find the value of (b) using the point $(2, 1)$. Substitute $(x = 2)$ and $(y = 1)$ into the equation: $(1 = -3(2) + b)$ $(1 = -6 + b)$ $(b = 7)$ So, the equation of the line is: $(y = -3x + 7)$ The correct option is: A. $(y = -3x - 5)$

LLaVA-NeXT
The question gives us: $x_1 + x_2 + x_3 = 3$ To find the value of each variable, we can use the method of substitution or elimination. Let's use the method of substitution: 1. Solve for one variable in terms of the others. 2. Substitute that expression into the other equations. 3. Solve for the remaining variables. Let's solve for x_1 : $x_1 = 3 - (x_2 + x_3)$ Now, substitute this expression for x_1 into the second equation: $x_2 + x_3 + (3 - (x_2 + x_3)) = 3$ Simplify the equation: $x_2 + x_3 + 3 - x_2 - x_3 = 3$ This simplifies to: $2x_2 + 2x_3 = 0$ Now, we have a system of two linear equations: $1. x_1 = 3 - (x_2 + x_3)$ $2. 2x_2 + 2x_3 = 0$ To solve this system, we can use the substitution method. First, let's solve the first equation for x_2 : $x_2 = 3 - x_1 - x_3$ Now, substitute this expression for x_2 into the second equation: $2(3 - x_1 - x_3) + 2x_3 = 0$ Simplify the equation: $6 - 2x_1 - 2x_3 + 2x_3 = 0$ $6 - 2x_1 = 0$ $2x_1 = 6$ $x_1 = 3$ Now, we have a system of two linear equations: $1. x_1 = 3$ $2. x_2 + x_3 = 0$ We can solve this system by using the substitution method again. First, let's solve the second equation for x_3 : $x_3 = -x_2$ Now, substitute this expression for x_3 into the first equation: $x_1 = 3 - (x_2 + (-x_2))$ $x_1 = 3 - (0)$ $x_1 = 3$ So, the solution is: $(x_1 = 3, x_2 = 0, x_3 = 0)$

Phi-3-Vision
To solve for $x_1, x_2,$ and x_3 , we need to solve the system of equations: $1. x_1 + x_2 + x_3 = -2$ $2. 6x_1 + 2x_2 + 2x_3 = 2$ $3. -3x_1 + 4x_2 + x_3 = 1$ We can solve this system using the method of substitution or elimination. Let's use the elimination method. First, let's eliminate x_1 from equations 2 and 3. To do this, we can multiply equation 1 by 6 and subtract it from equation 2: $(6x_1 + 6x_2 + 6x_3 = -12) - (6x_1 + 2x_2 + 2x_3 = 2) \implies [0 \ 4x_2 + 4x_3 = -14]$ $[0 \ 4x_2 + 4x_3 = -14]$ Now, let's eliminate x_1 from equation 3: $(-3x_1 + 4x_2 + x_3 = 1) + 3(x_1 + x_2 + x_3 = -2) \implies [0 \ 7x_2 + 4x_3 = -5]$ $[0 \ 7x_2 + 4x_3 = -5]$ Now, we have a system of two equations with two variables: $[0 \ 4x_2 + 4x_3 = -14]$ $[0 \ 7x_2 + 4x_3 = -5]$ We can solve these two equations for x_2 and x_3 using similar elimination or substitution methods. Once we have x_2 and x_3 , we can substitute them back into equation 1 to solve for x_1 .

LLaVA-NeXT
The image shows a right-angled triangle with sides labeled as follows: - The side opposite the right angle is labeled as 90. - The side adjacent to the right angle is labeled as 60. - The hypotenuse (the side opposite the right angle) is labeled as 100. To find the value of x , we can use the Pythagorean theorem, which states that the square of the hypotenuse is equal to the sum of the squares of the other two sides. In this case, we have: $100^2 = 90^2 + x^2$ $10000 = 8100 + x^2$ $1900 = x^2$ $\sqrt{1900} = \sqrt{484 \times 3.92} \approx 43.5$ So, the value of x in the image is approximately 220.16.

Phi-3-Vision
To solve for the value of x , we need to use the given angles and the properties of a triangle. The sum of the angles in a triangle is 180 degrees. We have angle B as 90 degrees, angle C as 60 degrees, and angle x as the unknown. The sum of angles B and C is 150 degrees $(90 + 60)$. To find angle x , we subtract this sum from 180 degrees: $180 - 150 = 30$ degrees. Therefore, the value of x is 30 degrees.

LLaVA-NeXT
The correct option of the question in the image is: A) $y = 3x - 5$ The equation $y = 3x + 5$ represents a line parallel to $y = -3x + 1$ and through the point $(2, 1)$. To find the equation of the line, you can use the point-slope form of a line, which is given by: $(y - y_1) = m(x - x_1)$ where (x_1, y_1) is a point on the line and m is the slope of the line. Given that the line is parallel to $y = -3x + 1$, the slope of the line is -3 . The point $(2, 1)$ is on the line, so we can substitute these values into the point-slope form to find the equation of the line: $(y - 1) = -3(x - 2)$ Simplifying this equation, we get: $y - 1 = -3x + 6$ $y = -3x + 7$ So the correct answer is option A.

Phi-3-Vision
The correct option is C. $y = -3x + 1$. To verify this, substitute $x = -2$ and $y = 1$ into the equation: $1 = -3(-2) + 1 = 6 + 1 = 7$ Since the equation is not true, the correct answer is not C. Now, let's check the other options: B. $y = -3x + 5$ $1 = -3(-2) + 5 = 6 + 5 = 11$ This equation is true, so A is a possible answer. D. $y = -3x + 1$ $1 = -3(-2) + 1 = 6 + 1 = 7$ This equation is not true, so D is not the correct answer. E. $y = -3x + 5$ $1 = -3(-2) + 5 = 6 + 5 = 11$ This equation is not true, so E is not the correct answer. Therefore, the correct answer is A. $y = -3x + 5$.

LLaVA-NeXT
The correct option of the question in the image is: A) $y = -3x - 5$ The equation $y = 3x + 5$ represents a line parallel to $y = -3x + 1$ and through the point $(2, 1)$. To find the equation of the line, you can use the point-slope form of a line, which is given by: $(y - y_1) = m(x - x_1)$ where (x_1, y_1) is a point on the line and m is the slope of the line. Given that the line is parallel to $y = -3x + 1$, the slope of the line is -3 . The point $(2, 1)$ is on the line, so we can substitute these values into the point-slope form to find the equation of the line: $(y - 1) = -3(x - 2)$ Simplifying this equation, we get: $y - 1 = -3x + 6$ $y = -3x + 7$ So the correct answer is option A.

Phi-3-Vision
The correct option is C. $y = -3x + 1$. To verify this, substitute $x = -2$ and $y = 1$ into the equation: $1 = -3(-2) + 1 = 6 + 1 = 7$ Since the equation is not true, the correct answer is not C. Now, let's check the other options: B. $y = -3x + 5$ $1 = -3(-2) + 5 = 6 + 5 = 11$ This equation is true, so A is a possible answer. D. $y = -3x + 1$ $1 = -3(-2) + 1 = 6 + 1 = 7$ This equation is not true, so D is not the correct answer. E. $y = -3x + 5$ $1 = -3(-2) + 5 = 6 + 5 = 11$ This equation is not true, so E is not the correct answer. Therefore, the correct answer is A. $y = -3x + 5$.

Figure 2.25: Results on basic-level visual math reasoning. Red highlights that the answer is incorrect.

Visual Math

A-MATHS

MATH OLYMPIAD QUESTION

If $a^2 + a + 1 = 0$
Then $a^5 + a^4 + 1 = ?$

?

Prompt:
What is the value of the equation in the image?

Math Olympiad

$X^6 - 9X^3 + 8 = 0$

X = ?

Prompt:
What is the value of x in the image?

Math Olympiad

$(3x+2)^{x+5} = 1$

X = ?

Prompt:
What is the value of x in the image?

GPT-4V
The image displays a math problem with a green banner at the top saying "A-MATHS" and "MATH OLYMPIAD QUESTION". Below this banner, the problem is presented: "If $a^2 + a + 1 = 0$ Then $a^5 + a^4 + 1 = ?$ ". There is also a graphic of a white 3D figure standing next to a large red question mark, appearing to be in a thoughtful pose. To solve this problem, we can use the given equation $a^2 + a + 1 = 0$. We can find $a^3 + a^2 + a + 1 = 0$ by multiplying the entire equation by a . Subtracting $a^2 + a + 1$ from both sides gives us $a^3 - a^2 = 0$. Now we can substitute this into the equation we derived earlier: $a^3 - a^4 - 4a^2 - 2 = 0 \implies a^5 + a^4 - a^2 + a = 0$. Finally, we can add 1 to both sides to find the value of $a^5 + a^4 + 1$: $a^5 + a^4 + 1 = a^2 + a + 1$. Since we know from the given that $a^2 + a + 1 = 0$, we can substitute this in: $a^5 + a^4 + 1 = 0$. Therefore, the value of $a^5 + a^4 + 1$ is 0.

GPT-4o
Given the equation $(a^2 + a + 1) = 0$, we need to find the value of $(a^5 + a^4 + 1)$. First, solve for (a) from the given equation: $[a^2 + a + 1 = 0]$ The roots of this equation are the complex cube roots of unity, excluding 1. These roots are: $[a = \text{omega quad left[and] quad a = \text{omega}^2]$ where (omega) is a primitive cube root of unity, satisfying: $[\text{omega}^3 = 1 \text{ quad left[and] quad } 1 + \text{omega} + \text{omega}^2 = 0]$ Now, let's find (a^4) and (a^5) in terms of (a) : $[a^3 = 1 \text{ implies } a^4 = a \text{ quad left[and] quad } a^5 = a^2]$ Substitute these into the expression $(a^5 + a^4 + 1)$: $[a^5 + a^4 + 1 = a^2 + a + 1]$ From the given equation, we know: $[a^2 + a + 1 = 0]$ Therefore: $[a^5 + a^4 + 1 = 0]$ So, the value of $(a^5 + a^4 + 1)$ is $(\text{boxed}[0])$.

GPT-4V
The image displays a mathematical equation in red and black text on a white background. The equation is $x^6 - 9x^3 + 8 = 0$ and below it, in red, is the question "X = ?" indicating that the task is to solve for x. To solve the equation, we can make a substitution to simplify it. Let's set $y = x^3$. The equation then becomes: $y^2 - 9y + 8 = 0$ This is a quadratic equation, and we can factor it as: $(y - 1)(y - 8) = 0$ Setting each factor equal to zero gives us two possible solutions for y: $y = 1 \implies x^3 = 1 \implies x = 1$ and $y = 8 \implies x^3 = 8 \implies x = 2$. Therefore, the equation has two real solutions for x: $x = 1$ and $x = 2$.

GPT-4o
To solve the equation $(x^6 - 9x^3 + 8 = 0)$, we can use a substitution method. Let $(y = x^3)$. Then the equation becomes: $(y^2 - 9y + 8 = 0)$ This is a quadratic equation in terms of (y) . We can solve it using the quadratic formula $(y = \frac{-b \pm \text{sqrt}(b^2 - 4ac)}{2a})$: $(2a) :$ where $(a = 1)$, $(b = -9)$, and $(c = 8)$: $[y = \frac{-(-9) \pm \text{sqrt}((-9)^2 - 4 \cdot 1 \cdot 8)}{2 \cdot 1}]$ This gives us two solutions for (y) : $[y = \frac{9 + \text{sqrt}(81 - 32)}{2}]$ and $[y = \frac{9 - \text{sqrt}(81 - 32)}{2}]$. Now, recall that $(y = x^3)$. So we have: $1. (x^3 = 8) \implies x = 2$ and $2. (x^3 = 1) \implies x = 1$. Therefore, the values of (x) are $(x = 2)$ and $(x = 1)$.

GPT-4V
The image displays a mathematical equation in large, bold text, with a purple and red color scheme. The equation is $(3x + 2)^{x + 5} = 1$ and below it, in red, is the question "X = ?" indicating that the problem is to solve for the value of x. To solve for x, we can use the property that any number raised to the power of 0 is 1. Therefore, for the equation $(3x + 2)^{x + 5} = 1$ to hold true, the exponent $(x + 5)$ must be 0. This is because the base $(3x + 2)$ cannot be zero, as that would make the expression undefined. Setting the exponent equal to zero gives us the equation: $x + 5 = 0$. Solving for x: $x = -5$. Therefore, the value of x that satisfies the equation is $x = -5$.

GPT-4o
To solve for (x) in the equation $(3x + 2)^{x + 5} = 1$, we need to consider the properties of exponents. The equation $(3x + 2)^{x + 5} = 1$ holds true if the base raised to any power equals 1. This can happen in the following cases: 1. The base is 1, i.e., $(3x + 2 = 1)$. 2. The exponent is 0, i.e., $(x + 5 = 0)$. Let's solve each case: #1 Case 1: $(3x + 2 = 1) \implies 3x = -1 \implies x = -\frac{1}{3}$. #2 Case 2: $(x + 5 = 0) \implies x = -5$. So, the values of (x) that satisfy the equation are $(x = -\frac{1}{3})$ and $(x = -5)$.

LLaVA-NeXT
The equation in the image is "If $a^2 + a + 1 = 0$, then $a^5 + a^4 = ?$ ". To solve for a , we can start by simplifying the original equation: $a^2 + a + 1 = 0 \implies a^2 + a = -1$. Now, we can substitute the value of a^2 from the second equation into the first equation: $(5 + a^2) + (5 + a^2) + 1 = 0 \implies 2a^2 + a^2 + a + 1 = 0$. Solving for a^2 , we get: $a^2 = -25 - a^2 - 25 - (5 + a^2) - 25 - 5 - a^2 = -30 - a^2$. This implies that $a^2 = 0$, which is a contradiction. The original equation implies that a^2 is not equal to 0. Therefore, the equation in the image does not have a solution.

Phi-3-Vision
The image contains a mathematical Olympiad question. The question is asking to solve for the value of 'a' in the equation $a^2 + a + 1 = 0$. If the solution to this equation is $a^5 + a^4 + 1 = ?$, then the answer is 0. The image also includes a 3D figure of a character with a question mark, indicating the problem-solving nature of the question.

LLaVA-NeXT
The image shows a mathematical expression: $x = 9x^3 + 8x^2 + 0$. To find the value of x, we need to solve the equation. However, the equation is not in a form that can be solved directly for x. It appears to be a recursive or iterative equation, where the value of x is determined by the previous value of x. To solve such an equation, you would typically use an iterative method, such as Newton's method or the bisection method, which involve making an initial guess and then refining the guess until the equation is satisfied. In this case, the equation is not in a standard form that can be solved analytically, so you would need to use numerical methods to find an approximate solution.

Phi-3-Vision
The image contains a mathematical equation that needs to be solved for the variable x. The equation is: $(X^6 - 9X^3 + 8 = 0)$. To solve for x, we can factor the equation. Notice that 8 is a perfect square and can be written as (2^2) , and (X^6) can be written as $(X^3)^2$. We can rewrite the equation as: $[(X^3)^2 - 9X^3 + 8 = 0]$. Now, we can factor by grouping: $[X^3(X^3 - 9) + 8 = 0]$. We can see that $(X^3 - 9)$ is a difference of squares, which can be factored further: $[(X^3 - 3)^2 - 8 = 0]$. Now, we have a quadratic equation in terms of (X^2) : $[X^2 + 3X + 9 = \text{frac}[8]{X^3 - 3}]$. To solve for (X) , we need to find the roots of the quadratic equation and the value of $(\text{frac}[8]{X^3 - 3})$. However, since the quadratic equation does not have real roots (the discriminant $(b^2 - 4ac)$ is negative), and the term $(\text{frac}[8]{X^3 - 3})$ does not simplify to a real number, we cannot find a real solution for (X) in this case. The equation has complex solutions, and the value of (X) is not real.

LLaVA-NeXT
The image shows a math problem with the equation $(3x+2) \text{ times } 5 = 1$. To solve for x, we need to isolate x on one side of the equation. Here's how you can do it: 1. Start with the equation: $(3x + 2) \text{ times } 5 = 1$. 2. Divide both sides by 5 to get rid of the multiplication by 5: $(3x + 2 = \text{frac}[1]{5})$. 3. Subtract 2 from both sides to isolate the term with x: $(3x = \text{frac}[1]{5} - 2)$. 4. Divide both sides by 3 to isolate x: $(x = \text{frac}[1]{5} - \text{frac}[2]{3})$. So, the value of x in the image is $(\text{frac}[1]{5} - \text{frac}[2]{3})$.

Phi-3-Vision
The image contains a mathematical equation that is part of a game or challenge titled "Math Olympiad". The equation is $(3x+2)^{x+5} = 1$ and the task is to solve for x. The image also includes a question mark and a red 'X' next to the variable 'x', which might indicate that the answer to the equation is 'x=5'.

Figure 2.26: Results on Olympic-level visual math reasoning. Red highlights that the answer is incorrect.

pattern recognition and logical inference. GPT-4o closely follows with 4 correct answers, demonstrating a similar level of capability but also highlighting limitations in complex visual-spatial processing. These models demonstrate an ability to discern patterns and relationships within the matrices, yet their struggles suggest that improvements are needed in handling the complexity and subtlety of the tasks presented by RPM. Specifically, their difficulties may stem from challenges in decomposing complex visual information into discernible patterns, integrating this information across different visual contexts, and applying logical inference to identify the correct missing piece.

The performance gap between these large models and the smaller ones is stark: LLaVA-NeXT and Phi-3-Vision struggle considerably, failing to solve any of the 15 samples. This poor performance by the smaller models suggests a fundamental weakness in their ability to generalize from visual patterns and apply abstract reasoning. The tasks within RPM require

not only the recognition of surface-level features but also an understanding of the underlying relationships between images, a cognitive process that appears to be particularly challenging for these models. Their inability to solve even a single sample points to deficiencies in both the depth of their pattern recognition algorithms and their capacity to engage in higher-order reasoning.

2.2.3 Chart, Table and Document

Chart Understanding and Reasoning We further investigate the ability of both large and small MLLMs in chart understanding and reasoning. For evaluating low-level data analysis tasks on charts, we use the ChartInsights [Wu et al. 2024] Dataset. This dataset includes a diverse array of visual variants, visual and textual prompts, and comprehensive metadata, allowing us to examine the performance of MLLMs in the low-level ChartQA task across different scenarios. We observed that the figures in the ChartInsights dataset are relatively simple. Therefore, we added 7 complex chart figures, following the ChartInsights construction pipeline, to enhance the dataset’s complexity.

The ChartInsights [Wu et al. 2024] test dataset consists of 400 unique chart images and contains 17,552 (chart, task, query, answer) ChartQA samples across 7 chart types for 10 low-level data analysis tasks. The tasks are categorized into three main categories: Analysis (Reasoning, Anomaly, Distribution, Correlation), Search (Determine Range, Order, Filter), and Query (Retrieve Value, Find Extremum, Find Cluster), resulting in a total of 10 distinct low-level tasks. Additionally, the dataset incorporates four different textual prompting methods: Fill-in-the-Blank, Multiple-choice, Yes-or-No, and Error Correction, to evaluate the performance of MLLMs across various scenarios. After adding the 7 complex figure, the dataset for evaluating chart reasoning tasks now consists of 4 textual prompt variants on the 17,622 (chart, task, question, answer), and thus produce 70,488 instances at the end. The 7 figures are all the combination of different chart types. The adding samples all belong to one chart type called “Mixed Chart”.

We use both sets to evaluate MLLMs’ capability of chart understanding and reasoning. We analyze the answers of MLLMs, compare them with Ground Truth, and calculate the accuracy.

Overall Evaluation on Various MLLMs In Table 2.4 and Table 2.6, we find that among the four models, the performance of large MLLMs is significantly superior to that of small MLLMs. The average accuracy rate of these models is calculated to be 51.08%. Notably, LLaVA-NeXT exhibits the lowest performance at 34.92%, while GPT-4o demonstrates the highest performance at 65.28%. Among all models, GPT-4o achieves the best results in six out of ten tasks. This indicates that GPT-4o is highly effective across a wide range of applications. Surprisingly, Phi-3-Vision excels in three out of ten tasks, despite not matching the overall performance levels of GPT-4V and GPT-4o. This model shows strong generalization capabilities and clear advantages in logical reasoning tasks, highlighting its potential in spe-

Raven's Progressive Matrices

QPT-11

Prompt:
Find out the pattern in the first two rows and use it to infer the missing figure in the third row.

LLoVA-NeXT
The pattern in the first two rows appears to be a sequence of letters that are part of the Cyrillic alphabet, which is used for various Slavic languages, including Russian, Ukrainian, and Bulgarian. The letters in the first row are "А", "С", "К", "В", "Р", "Л", "П", "Т", "У", "И". The letters in the second row are "А", "С", "К", "В", "Р", "Л", "П", "Т", "У", "И". The letters in the third row are "А", "С", "К", "В", "Р", "Л", "П", "Т", "У", "И". The missing figure in the third row is "А".

Phi-3-Vision
The pattern in the first two rows is that each letter is followed by a letter that is one position to the right in the alphabet. For example, "А" is followed by "С", and "С" is followed by "К". Applying this pattern to the third row, "П" should be followed by "Т", "Т" by "У", and "У" by "И". Therefore, the missing figure in the third row should be "Т".

QPT-12

Prompt:
Find out the pattern in the first two rows and use it to infer the missing figure in the third row.

LLoVA-NeXT
The pattern in the first two rows appears to be a sequence of shapes that alternates between a square and a triangle. The shapes are arranged in a 2x2 grid, and the sequence is as follows: 1. Square filled in, 2. Triangle empty, 3. Square empty, 4. Triangle filled. Based on this pattern, the missing figure in the third row should be a square filled in, as it would follow the alternating pattern of filled and empty shapes.

Phi-3-Vision
The pattern in the first two rows is that each row contains one shape from each of the three categories: a circle, a square, and a triangle. The circle is outlined, the square is filled, and the triangle is outlined. In the third row, the circle is filled, the square is outlined, and the triangle is outlined. The missing figure in the third row should be a filled circle.

QPT-13

Prompt:
Find out the pattern in the first row and use it to infer the missing figure in the second row.

LLoVA-NeXT
The pattern in the first row is that each figure is a combination of two shapes: a square and a circle. The square is always on the left, and the circle is always on the right. The color of the square alternates between orange and white, while the color of the circle alternates between orange and white as well. Using this pattern, we can infer that the missing figure in the second row should be a white square on the left and a white circle on the right.

Phi-3-Vision
The pattern in the first row is a sequence of shapes: square, rectangle, triangle, and circle. Following this pattern, the missing figure in the second row should be a square.

QPT-14

Prompt:
Find out the pattern in the first row and use it to infer the missing figure in the second row.

LLoVA-NeXT
The pattern in the first four columns is that each figure alternates between two different designs, with the top design being a blue square with a yellow circle, and the bottom design being a blue square with three yellow circles. To infer the missing figure in the last column, we would apply the same pattern. Since the top design in the last column is a blue square with a yellow circle, the bottom design should be a blue square with three yellow circles. Therefore, the missing figure in the last column is (d).

Phi-3-Vision
The pattern in the first four columns (a, b, c, d) shows an increasing number of yellow dots in the blue boxes. Specifically, column a has one yellow dot, b has two, c has three, and d has four. If this pattern continues, the missing figure in the last column (d) should have five yellow dots.

Figure 2.27: Example questions from the Raven's Progressive Matrices. Red highlights that the answer is inaccurate.

Table 2.4: Performance comparison of different MLLMs across 10 ChartQA tasks on ChartInsights test set. “Reason” denotes Reasoning, “Distr” stands for Distribution, “Corr” represents Correlation, and “Anom” represents Anomaly. All values in the table are presented as percentages.

Models	Analysis				Search			Query			Overall
	Reason	Distr	Corr	Anom	Range	Order	Filter	Retrieval	Extremum	Cluster	
Small MLLMs											
LLaVA-NeXT	33.53	5.39	30.29	15.23	26.83	13.65	36.78	35.94	54.22	17.90	34.92
Phi-3-Vision	41.10	64.22	58.65	42.58	57.77	33.65	58.47	72.28	83.82	76.56	46.91
Large MLLMs											
GPT-4V	39.55	60.29	65.87	32.03	73.96	41.73	53.69	67.75	88.91	73.44	57.20
GPT-4o	59.46	70.59	58.17	30.47	80.81	64.81	47.58	81.33	94.16	75.43	65.28

cific areas where robust analytical skills are required. And in Table 2.5 and Table 2.7, we also conclude that large MLLMs outperform small MLLMs, particularly in complex scenarios that combine more than two chart types in a single figure. In these more demanding situations, LLaVA-NeXT again shows the lowest performance at 23.93%, significantly lagging behind the other three models. In contrast, GPT-4o achieves the best performance at 41.43%, reinforcing its status as the top-performing model across different conditions. Furthermore, the performance of Phi-3-Vision is comparable to that of the large MLLMs in these complex scenarios, further verifying its capability in low-level analysis tasks. This model’s ability to perform well in both straightforward and intricate contexts demonstrates its versatility and robustness.

Overall, the data clearly indicates that large MLLMs, particularly GPT-4o, consistently deliver superior performance compared to small MLLMs. Phi-3-Vision, while not the top performer, shows significant promise in specific tasks, especially those requiring generalization and logical reasoning.

In-depth Evaluation of Textual Prompt Variations on MLLMs We also follow ChartInsights [Wu et al. 2024] benchmarking method to benchmark MLLMs’ performances across 10 low-level ChartQA tasks and investigate the impact of 4 types of Textual Prompt strategies on four models. Table 2.8 and Table 2.9 presents the overall performance of both large and small MLLMs across 10 low-level tasks with four textual prompts. Specifically, in Table 2.8, GPT-4o exhibits the highest overall accuracy with the Multiple-Choice prompt, achieving 81.13%. In addition, it also performs well with the Fill-in-the-Blank prompt and Error Correction prompt, with 59.62% and 57.36% accuracy, respectively. And Phi-3-Vision achieves the highest overall accuracy with the Yes-or-No prompt, achieving 74.96%. In Table 2.9 which shows the results of additional complex charts, Phi-3-Vision exhibits the

Table 2.5: Performance comparison of different MLLMs across 10 ChartQA tasks on additional complex set. “Reason” denotes Reasoning, “Distr” stands for Distribution, “Corr” represents Correlation, and “Anom” represents Anomaly. All values in the table are presented as percentages.

Models	Analysis				Search			Query			Overall
	Reason	Distr	Corr	Anom	Range	Order	Filter	Retrieval	Extremum	Cluster	
Small MLLMs											
LLaVA-NeXT	25.0	35.71	12.5	17.86	28.57	10.71	14.29	46.43	32.14	14.29	23.93
Phi-3-Vision	34.38	39.29	45.83	46.43	42.86	7.14	28.57	53.57	28.57	53.57	37.86
Large MLLMs											
GPT-4V	43.75	42.86	45.83	35.71	35.71	25.00	35.71	57.14	53.57	32.14	40.71
GPT-4o	46.88	35.71	41.67	50.00	35.71	17.86	39.29	57.14	53.57	35.71	41.43

Table 2.6: Accuracy scores of 4 MLLMs across 7 chart and 4 question types on ChartInsights test set. FB: Fill-in-the-Blank Prompt; MC: Multiple-Choice Prompt; YN: Yes-or-No Prompt; EC: Error Correction Prompt.

Models	Chart Types							Question Types			
	Grouped Bar	Stacked Bar	Grouped Line	Basic Bar	Basic Line	Scatter Plot	Pie	FB	MC	YN	EC
Small MLLMs											
LLaVA-NeXT	33.52	30.91	26.19	43.95	42.81	23.4	31.98	16.61	50.48	59.59	12.06
Phi-3-Vision	52.86	50.26	44.05	66.38	55.31	59.86	61.05	43.92	71.74	75.02	37.76
Large MLLMs											
GPT-4V	52.82	50.58	50.0	65.04	52.5	67.1	59.38	47.7	65.22	70.88	45.94
GPT-4o	62.95	60.32	61.01	77.85	61.25	73.28	73.04	59.62	81.13	74.25	57.36

Table 2.7: Accuracy scores of 4 MLLMs across 1 chart and 4 question types on additional test set. FB: Fill-in-the-Blank Prompt; MC: Multiple-Choice Prompt; YN: Yes-or-No Prompt; EC: Error Correction Prompt.

Models	Chart Types	Question Types			
	Mixed	FB	MC	YN	EC
Small MLLMs					
LLaVA-NeXT	23.93	10.0	18.57	58.57	8.57
Phi-3-Vision	37.86	24.29	32.86	71.43	22.86
Large MLLMs					
GPT-4V	40.71	34.29	31.43	62.86	34.29
GPT-4o	41.43	37.14	27.14	62.86	38.57

Table 2.8: The Effectiveness of Textual Prompts vs. Ten Low-level Tasks on ChartInsight test set. “Reason” denotes Reasoning, “Distr” stands for Distribution, “Corr” represents Correlation, and “Anom” represents Anomaly. All values in the table are presented as percentages.

Models	Analysis				Search			Query			Overall
	Reason	Distr	Corr	Anom	Range	Order	Filter	Retrieval	Extremum	Cluster	
Fill-in-the-Blank											
LLaVA-NeXT	1.87	11.76	26.92	12.50	2.09	3.08	18.31	34.46	48.84	14.77	16.61
Phi-3-Vision	14.86	31.37	41.35	51.56	39.16	20.00	38.14	78.69	92.22	78.98	43.92
GPT-4V	19.68	66.67	72.12	42.19	70.50	18.46	40.85	68.43	89.40	72.73	47.70
GPT-4o	45.73	47.06	63.46	43.75	62.66	64.62	39.15	83.17	91.39	63.64	59.62
Multiple-Choice											
LLaVA-NeXT	41.16	0.00	48.08	35.94	39.95	25.38	55.08	62.98	81.13	36.36	50.48
Phi-3-Vision	66.19	52.94	49.04	37.50	61.62	53.85	65.76	83.97	97.85	77.84	71.74
GPT-4V	44.16	88.24	60.58	28.12	98.43	43.85	56.27	81.09	97.19	81.25	65.22
GPT-4o	79.78	74.51	59.62	35.94	98.96	79.23	53.73	93.75	99.01	73.30	81.13
Yes-or-No											
LLaVA-NeXT	80.14	9.80	45.19	12.50	63.19	18.46	52.37	38.30	61.75	20.45	59.59
Phi-3-Vision	69.86	100.00	74.04	42.19	85.64	58.46	91.69	63.94	81.29	80.11	75.02
GPT-4V	74.85	31.37	79.81	46.88	51.96	81.54	78.14	56.57	81.29	72.16	70.88
GPT-4o	76.05	74.51	74.04	23.44	88.25	45.38	52.03	68.75	95.03	89.20	74.25
Error Correction											
LLaVA-NeXT	10.95	0.00	0.96	0.00	2.09	7.69	21.36	8.01	25.17	0.00	12.06
Phi-3-Vision	13.48	72.55	70.19	39.06	44.65	2.31	38.31	62.50	63.91	69.32	37.76
GPT-4V	19.49	54.90	50.96	10.94	74.93	23.08	39.49	64.90	87.75	67.61	45.94
GPT-4o	36.28	86.27	35.58	18.75	73.37	70.00	45.42	79.65	91.23	75.57	57.36

highest overall accuracy with the Yes-or-No prompt, achieving 71.42%. Additionally, it also performs in Multiple-Choice prompt with 32.86% accuracy. And GPT-4o performs well with the Fill-in-the-Blank prompt and Error Correction prompt, with 37.13% and 38.58% accuracy, respectively. And LLaVA-NeXT has zero accuracy in Multiple-Choice prompt and Error Correction prompt in both ChartInsights [Wu et al. 2024] test set and additional test set. And we also find that in the additional set, all four models has difficulty in handling Fill-in-the-Blank prompt and Error Correction in “Order” task.

Table 2.10 shows the overall accuracy of four models for different chart types in 10 low-level tasks. Overall, GPT-4o has the highest performance on all chart types among all models, where it gets the highest on basic bar charts, reaching an average accuracy of 77.85%. The main reason is that the chart structure of the basic bar chart is relatively simple. Similarly, GPT-4o achieves better results on charts with simple structures such as scatter plots and pie charts. And on charts with moderate structures like grouped line and grouped bar, GPT-4o gets better results among all the models and the average accuracy is over 60%. For charts with complex structures shown in Table 2.7, the accuracy of GPT-4o is lower than 50%.

Table 2.9: The Effectiveness of Textual Prompts vs. Ten Low-level Tasks on additional test set. “Reason” denotes Reasoning, “Distr” stands for Distribution, “Corr” represents Correlation, and “Anom” represents Anomaly. All values in the table are presented as percentages.

Models	Analysis				Search			Query			Overall
	Reason	Distr	Corr	Anom	Range	Order	Filter	Retrieval	Extremum	Cluster	
Fill-in-the-Blank											
LLaVA-NeXT	0.00	14.29	0.00	14.29	0.00	0.00	14.29	42.86	14.29	0.00	10.00
Phi-3-Vision	12.50	42.86	50.00	14.29	14.29	0.00	14.29	42.86	0.00	57.14	24.30
GPT-4V	37.50	28.57	50.00	28.57	14.29	0.00	42.86	57.14	42.86	42.86	34.29
GPT-4o	62.50	57.14	0.00	14.29	42.86	0.00	14.29	71.43	57.14	42.86	37.13
Multiple-Choice											
LLaVA-NeXT	25.00	0.00	0.00	14.29	57.14	14.29	0.00	42.86	28.57	0.00	18.57
Phi-3-Vision	25.00	14.29	33.33	14.29	71.43	0.00	28.57	71.43	14.29	57.14	32.86
GPT-4V	25.00	28.57	16.67	14.29	42.86	14.29	42.86	57.14	42.86	28.57	31.43
GPT-4o	25.00	28.57	33.33	0.00	28.57	14.29	28.57	57.14	14.29	42.86	27.15
Yes-or-No											
LLaVA-NeXT	75.00	28.57	33.33	100.00	57.14	28.57	42.86	100.00	57.14	57.14	58.56
Phi-3-Vision	75.00	71.43	33.33	100.00	71.43	28.57	71.43	71.43	100.00	85.71	71.42
GPT-4V	62.50	42.86	66.67	71.43	57.14	85.71	42.86	71.43	85.71	42.86	62.86
GPT-4o	75.00	42.86	66.67	85.71	57.14	57.14	71.43	42.86	85.71	42.86	62.85
Error Correction											
LLaVA-NeXT	0.00	28.57	16.67	14.29	0.00	0.00	0.00	0.00	28.57	0.00	8.58
Phi-3-Vision	25.00	57.14	66.67	28.57	14.29	0.00	0.00	28.57	0.00	14.29	22.87
GPT-4V	50.00	42.86	50.00	57.14	28.57	0.00	14.29	42.86	42.86	14.29	34.29
GPT-4o	25.00	71.43	66.67	42.86	14.29	0.00	42.86	57.14	57.14	14.29	38.58

Table Understanding and Reasoning Similar to chart experiments, we explore table understanding and reasoning in a quantitative way by constructing a new dataset which consists of 33 unique table images. We group the 10 low-level tasks into three categories, namely Analysis, Search, and Query, based on their purpose and required reasoning abilities. Next, we should decide which tasks are applicable to which types of tables. We will follow the recommendations on the task-based effectiveness of humans to assign the tasks to each type. Finally, we have 166 (table, task, question, answer) and thus produce 664 (table, task, question, answer) at the end. We call the proposed dataset TableInsights Similar to charts, we analyze the answers of MLLMs, compare them with Ground Truth, and calculate the accuracy.

Overall Evaluation on Various MLLMs In Tables 2.11 and 2.12, we observe that among the four models, the performances of large MLLMs are significantly superior to those of small MLLMs. Among them, LLaVA-NeXT has the worst performance at 26.47%, while GPT-4o has the best performance at 57.50%. In all models, GPT-4o achieves its best performance in 6 out of 10 tasks, and GPT-4V achieves its best performance in 4 out of 10.

Table 2.10: The Average Accuracy of Different Chart Types vs. Ten Low-level Tasks (“-” means “N/A”) on ChartInsight test set. “Reason” denotes Reasoning, “Distr” stands for Distribution, “Corr” represents Correlation, and “Anom” represents Anomaly. All values in the table are presented as percentages.

Models	Analysis				Search			Query			Overall
	Reason	Distr	Corr	Anom	Range	Order	Filter	Retrieval	Extremum	Cluster	
Grouped Bar											
LLaVA-NeXT	32.28	-	-	-	24.47	-	32.37	27.89	57.76	15.0	33.52
Phi-3-Vision	37.68	-	-	-	48.16	-	54.34	60.66	83.16	69.47	52.86
GPT-4V	28.68	-	-	-	79.74	-	53.03	65.92	93.03	63.68	52.82
GPT-4o	52.24	-	-	-	82.37	-	34.74	77.50	98.16	64.74	62.95
Stacked Bar											
LLaVA-NeXT	32.48	-	-	-	23.90	-	32.90	25.74	38.24	20.22	30.91
Phi-3-Vision	37.44	-	-	-	40.44	-	48.53	59.19	70.40	82.35	50.26
GPT-4V	29.23	-	-	-	59.19	-	51.65	67.83	75.0	84.56	50.58
GPT-4o	53.55	-	-	-	57.35	-	32.54	75.37	81.25	87.50	60.32
Grouped Line											
LLaVA-NeXT	25.00	-	21.43	-	33.33	-	-	-	-	-	26.19
Phi-3-Vision	34.52	-	39.29	-	67.86	-	-	-	-	-	44.05
GPT-4V	28.57	-	74.02	38.46	72.62	-	-	-	-	-	50.0
GPT-4o	45.24	-	69.05	-	84.52	-	-	-	-	-	61.01
Basic Bar											
LLaVA-NeXT	41.61	-	-	23.08	33.24	16.76	34.80	48.69	74.43	-	43.95
Phi-3-Vision	54.11	-	-	34.62	59.94	35.11	64.91	85.71	96.31	-	66.38
GPT-4V	55.83	-	-	38.46	80.40	46.28	53.55	72.14	94.32	-	65.04
GPT-4o	69.35	-	-	44.23	89.49	68.62	65.20	88.57	99.57	-	77.85
Basic Line											
LLaVA-NeXT	39.84	-	47.66	-	39.06	-	-	-	-	-	42.81
Phi-3-Vision	46.88	-	57.03	-	68.75	-	-	-	-	-	55.31
GPT-4V	51.56	-	50.0	-	59.38	-	-	-	-	-	52.50
GPT-4o	69.53	-	35.94	-	95.31	-	-	-	-	-	61.25
Scatter Plot											
LLaVA-NeXT	29.66	5.39	23.04	13.24	17.16	-	17.47	-	30.07	26.92	23.40
Phi-3-Vision	30.64	64.22	67.65	44.61	68.63	-	35.35	-	81.37	98.08	59.86
GPT-4V	59.31	60.29	74.02	30.39	67.65	-	-	-	90.44	86.54	67.10
GPT-4o	71.57	70.59	26.96	-	84.31	-	-	-	94.61	90.38	73.28
Pie											
LLaVA-NeXT	14.20	-	-	-	27.27	5.56	62.50	38.64	-	-	31.98
Phi-3-Vision	31.25	-	-	-	79.55	29.86	69.89	85.51	-	-	61.05
GPT-4V	57.95	-	-	-	84.66	29.86	58.52	61.08	-	-	59.38
GPT-4o	75.57	-	-	-	85.23	54.86	63.35	81.53	-	-	73.04

Table 2.11: Accuracy scores of 4 MLLMs across 10 tasks on TableInsights. “Reason” denotes Reasoning, “Distr” stands for Distribution, “Corr” represents Correlation, and “Anom” represents Anomaly. All values in the table are presented as percentages.

Models	Analysis				Search			Query			Overall
	Reason	Distr	Corr	Anom	Range	Order	Filter	Retrieval	Extremum	Cluster	
Small MLLMs											
LLaVA-NeXT	18.27	39.58	40.00	25.00	34.62	13.46	21.43	29.76	27.08	25.00	26.56
Phi-3-Vision	26.92	58.33	65.00	25.00	42.31	21.15	46.43	26.19	20.83	53.12	38.12
Large MLLMs											
GPT-4V	39.55	60.29	65.87	32.03	73.96	41.73	53.69	67.75	88.91	73.44	50.47
GPT-4o	53.85	60.42	53.33	50.00	84.62	48.08	50.00	69.05	52.08	54.69	57.50

Table 2.12: Accuracy scores of 4 MLLMs across 4 question types on TableInsights. FB: Fill-in-the-Blank Prompt; MC: Multiple-Choice Prompt; YN: Yes-or-No Prompt; EC: Error Correction Prompt. All values in the table are presented as percentages.

Models	Table	Question Types			
		FB	MC	YN	EC
Small MLLMs					
LLaVA-NeXT	26.56	15.62	33.75	53.12	3.75
Phi-3-Vision	38.12	18.12	46.88	72.50	15.0
Large MLLMs					
GPT-4V	50.47	51.88	48.12	58.75	43.12
GPT-4o	57.50	58.75	56.88	71.25	43.12

As a result, GPT-4o possess strong generalization capabilities and show clear advantages in aspects such as logical reasoning on table figures.

In-depth Evaluation of Textual Prompt Variations on MLLMs In this set of experiments, we aim to investigate the impact of 4 types of Textual Prompt strategies on four models across 10 low-level ChartQA tasks applying on table figures. Table 2.13 presents the overall performance of four models across 10 low-level tasks with four textual prompts. Specifically, Phi-3-Vision [Abdin et al. 2024] exhibits the highest overall accuracy with the Yes-or-No prompt, achieving 72.50%. And GPT-4o performs well with the Fill-in-the-blank prompt, Multiple-Choice prompt and Error Correction prompt, with 54.83%, 53.13% and 43.12% accuracy. Besides, both large and small MLLMs show better performance on Fill-in-the-Blank, Multiple-Choice and Yes-or-No prompts than the Error Correction prompts. And two small MLLMs have zero accuracy in Fill-in-the-Blank and Error Correction prompts.

Table 2.13: The Effectiveness of Textual Prompts vs. Ten Low-level Tasks on TableInsights. “Reason” denotes Reasoning, “Distr” stands for Distribution, “Corr” represents Correlation, and “Anom” represents Anomaly. All values in the table are presented as percentages.

Models	Analysis				Search			Query			Overall
	Reason	Distr	Corr	Anom	Range	Order	Filter	Retrieval	Extremum	Cluster	
Fill-in-the-Blank											
LLaVA-NeXT	0.00	8.33	60.00	0.00	7.69	0.00	19.05	23.81	8.33	25.00	15.62
Phi-3-Vision	3.85	16.67	60.00	0.00	0.00	0.00	38.10	0.00	8.33	50.00	18.12
GPT-4V	46.15	33.33	73.33	36.36	84.62	30.77	52.38	57.14	33.33	62.50	51.88
GPT-4o	53.85	41.67	46.67	36.36	84.62	38.46	85.71	66.67	58.33	56.25	58.75
Multiple-Choice											
LLaVA-NeXT	23.08	33.33	60.00	27.27	61.54	15.38	33.33	28.57	33.33	31.25	33.75
Phi-3-Vision	30.77	58.33	73.33	45.45	84.62	30.77	52.38	33.33	16.67	56.25	46.88
GPT-4V	50.00	50.00	33.33	54.55	76.92	15.38	47.62	57.14	50.00	43.75	48.12
GPT-4o	57.69	66.67	53.33	72.73	92.31	53.85	42.86	57.14	50.00	37.50	56.88
Yes-or-No											
LLaVA-NeXT	46.15	91.67	40.00	72.73	61.54	38.46	33.33	66.67	58.33	43.75	53.12
Phi-3-Vision	73.08	100.00	73.33	54.55	84.62	53.85	76.19	71.43	58.33	75.00	72.50
GPT-4V	57.69	25.00	73.33	72.73	53.85	53.85	52.38	80.95	66.67	43.75	58.75
GPT-4o	61.54	41.67	60.00	90.91	84.62	76.92	38.10	95.24	75.00	62.50	71.25
Error Correction											
LLaVA-NeXT	3.85	25.00	0.00	0.00	7.69	0.00	0.00	0.00	8.33	0.00	3.75
Phi-3-Vision	0.00	58.33	53.33	0.00	0.00	0.00	19.05	0.00	0.00	31.25	15.0
GPT-4V	26.92	50.00	46.67	36.36	76.92	23.08	47.62	57.14	16.67	50.00	43.12
GPT-4o	42.31	41.67	53.33	0.00	76.92	23.08	33.33	57.14	25.00	62.50	43.12

Document Understanding Figure 2.28 and Figure 2.29 illustrates the results across various types of documents, including floor plans, posters, exam papers, and research papers. We collect four floor plan samples and test them with two prompts: a simple prompt, “Describe the image,” and a specific prompt tailored to the floor plan. Additionally, we gather five posters, which are evaluated using a combined prompt shown in Figure 2.28. We also explore more challenging cases by providing a long-text exam paper and a technical paper with multiple pages as input as illustrated in Figure 2.29. Two exam papers are assessed with the prompt, “Answer the questions in the image,” and three research papers from different fields are used to evaluate the MLLMs’ ability to understand long documents. Due to LLaVA-NeXT and Phi-3-Vision’s limitation of supporting only a single image input, we test the long document understanding capability only on the large models.

Specifically, in the exam paper scenario, only GPT-4o provides accurate answers, while GPT-4V offers a problem-solving approach but does not directly answer the questions. LLaVA-NeXT attempts to answer each question but fails to generate correct answers, and Phi-3 Vision struggles, failing to generate answers in one case and incorrectly answering the other. In the poster scenario, for conference posters, GPT-4o successfully extracts text and answers

the prompt, whereas GPT-4V and LLaVA-NeXT only extracts the text without addressing the prompt. Phi-3-Vision has mixed results, succeeding in one case with a succinct description but missing the second question. For advertisement posters, GPT-4o achieves perfect accuracy (3/3), while GPT-4V scores 0/3, LLaVA-NeXT scores 0/3, and Phi-3 Vision manages 1/3. In the floor plan scenario, both GPT-4o and GPT-4V achieve 2/4 accuracy, with GPT-4o providing more accurate descriptions in the other two cases, while LLaVA-NeXT and Phi-3 Vision only manage partial accuracy in all cases. Finally, in research paper understanding, both GPT-4o and GPT-4V describe the papers in detail and highlight their contributions but there still exists some incorrect description like the name of datasets. Overall, GPT-4o demonstrates the highest performance in this task among the four models.

2.2.4 Multimodal Reasoning

Emotion Understanding We next assess the ability of the four models to perform visual sentiment analysis, focusing on their capacity to understand and predict human emotional responses to visual content. This capability is essential for MLLMs, as it allows the models to anticipate how visual stimuli might evoke human emotions and respond appropriately. To evaluate this, we sampled 15 relevant images from the web. The two large models and LLaVA-NeXT performed exceptionally well, each achieving a perfect score of 15/15. These models effectively interpreted visual sentiments such as contentment, anger, awe, and fear, based on both the semantic content and image style. In contrast, Phi-3-Vision achieved an accuracy of 9/15, with successful cases primarily occurring in natural scenes and outdoor events, as shown in Figure 2.30, where more visual cues were available for the model to infer emotions.

Food/Landmark/Celebrity/Logo Understanding This task evaluates the multimodal reasoning capabilities of MLLMs by assessing their ability to combine cultural knowledge, textual comprehension, and world knowledge across various categories, including food (menus), celebrities, landmarks, and logos. The models are challenged to understand and compare dishes, ingredients, and preparation methods, as well as recognize famous individuals, iconic landmarks, and corporate logos. In the context of food-related queries, the task requires models to engage in contextual adaptation, such as recommending suitable dishes for specific scenarios, understanding dietary preferences, and analyzing nutritional information. For celebrities and landmarks, the models need to integrate visual recognition with knowledge of public figures and cultural symbols. Additionally, for logos, the models must draw on brand recognition and industry-specific knowledge. This task highlights the models' ability to perform analytical reasoning, such as comparing calorie content or identifying key features of a landmark. A total of 35 samples are collected, spanning food, celebrities, landmarks in different countries, and logos from different industries. In this task, GPT-4o achieves the highest performance, correctly answering 25 out of 35 questions. GPT-4V follows with 17 correct responses, demonstrating moderate competency. LLaVA-NeXT manages to answer 17 out of 35 ques-





Figure 2.28: Results on document understanding. Red highlights that the answer is incorrect or does not provide specific name.

tions accurately, while Phi-3-Vision performs the lowest, with only 6 correct answers. These results reveal significant disparities in multimodal reasoning capabilities among the models, with GPT-4o demonstrating the strongest overall performance in this diverse evaluation task. We observe that, consistent with the findings from the "celebrity recognition" task, GPT-4o, GPT-4V, and Phi-3-Vision are unable to recognize the celebrity in the image. As a result, they are unable to answer the related questions accurately.

Document Understanding



Prompt:
Describe the poster. What's the contribution of this paper?


GPT-4v
The image is a research poster titled "Adaptive Human Matting for Dynamic Videos" with the Microsoft logo at the top left corner and the names of the authors: Chung-Ching Lin, Jiang Wang, Kan Lou, Kevin Lin, Linjie Li, Lijuan Wang, Zeheng Liu. The poster is for a conference, CVPR, which is scheduled for June 18-22, 2023, in Vancouver, Canada. The poster is divided into several sections, each detailing different aspects of the research. 1. "Video Human Matting": This section explains that video human matting is about estimating a precise alpha matte to extract the human foreground from each frame of an input video. 2. "Limitations of Current SOTA (State Of The Art)": It lists the limitations of current image matting approaches, frame-based approaches, and manual-face approaches, such as inconsistencies in alpha matte predictions across frames and difficulties in distinguishing between backgrounds and foregrounds in challenging real-world videos. 3. "Contributions": The paper's contributions include a framework for human matting that handles complex unconstrained videos without requiring manual efforts, a data-driven estimation of foreground masks to guide the network, and a network architecture that takes advantage of both long- and short-range spatial and motion cues. The method claims to reach top-tier performance on the VM and CRGNN benchmarks. 4. "Our Framework": This section describes the framework studied, named ADAM, which includes an off-the-shelf segmenter, an encoder for extracting low- and high-resolution features, a foreground-background structuring transformer network, and a decoder. It also details the loss function used. 5. "Comparisons with recent state-of-the-art": This section compares the proposed method with other recent methods in terms of alpha matte details, performance across frames, temporal coherence, and qualitative comparisons. 6. "Results on the VM Benchmark": 7. "Results on the CRGNN Benchmark": These sections present tables comparing the performance of various methods, including the proposed ADAM, on two benchmarks. 8. "Static vs Dynamic": This section compares the performance of methods on static and dynamic inputs. The poster includes various images and graphs to illustrate the concepts and results, such as example frames from videos with the extracted human foreground, graphs showing performance metrics, and tables with numerical results. The overall design is informative and visually organized to present the research effectively.

GPT-4o
The poster titled "Adaptive Human Matting for Dynamic Videos" by Chung-Ching Lin, Jiang Wang, Kan Lou, Kevin Lin, Linjie Li, Lijuan Wang, and Zeheng Liu, presents a novel framework for video human matting. Here is a detailed description and the contributions of the paper: #1 Title and Authors: - The title of the paper is "Adaptive Human Matting for Dynamic Videos". - Authors: Chung-Ching Lin, Jiang Wang, Kan Lou, Kevin Lin, Linjie Li, Lijuan Wang, Zeheng Liu. - The poster is presented at CVPR 2023 in Vancouver, Canada. #2 Video Human Matting: - Video human matting aims to estimate a precise alpha matte to extract the human foreground from each frame of an input video. - Example images show the process of extracting human figures from video frames. #3 Limitations of Current SOTA (State-of-the-Art): - "Image Matting Approaches": Inconsistencies in alpha matte predictions across frames. - "Temp-based Approaches": Difficult to use in real-time applications like video conferencing. - "Manual-face Approaches": Challenging to distinguish between backgrounds and foregrounds in some real-world videos. #4 Our Framework: - The framework, named ADAM, explicitly models the foreground and background. - "Components": - "Off-the-shelf segmenter": Obtains an initial coarse mask for embedding into the initial Key and Value feature map. - "Encoder": Extracts low- and high-resolution features. - "Foreground-Background Structuring Transformer Network": Employs long- and short-term attention to model foreground-background appearance. - "Fig By Update Scheme": Updates the foreground and background features adaptively. - "Decoder": Concatenates the features from the transformer and the decoder to produce an intermediate mask and a final foreground alpha matte. - "Loss Function": A combination of multiple loss terms to optimize the model. #5 Comparison with Recent State-of-the-Art: - "Alpha Matte Details": Comparison of alpha matte quality with other methods. - "Performance Across Frames": Graph showing performance consistency over frames. - "Temporal Coherence": Visual comparison of temporal coherence across frames. #6 Qualitative Comparisons: - Visual comparison of results with other methods. - Results on the VM Benchmark: Quantitative results on the VM benchmark. - Results on the CRGNN Benchmark: Quantitative results on the CRGNN benchmark. - Static vs Dynamic: Comparison of static and dynamic performance. #7 Contributions of the Paper: #8 Unified Framework: A framework for human matting with unified handling of complex unconstrained videos without requiring manual efforts. #9 Data-driven Estimation: The proposed method provides a data-driven estimation of the foreground masks to guide the network to distinguish foregrounds and backgrounds adaptively. #10 Network Architecture: The network architecture takes advantage of both long- and short-range spatial and motion cues. #11 Benchmark Performance: The method reaches top-tier performance on the VM and CRGNN benchmarks. The poster effectively communicates the advancements and contributions of the proposed method in the field of video human matting, highlighting its superior performance and robustness compared to existing state-of-the-art methods.

LLaVA-v1.7
The poster is titled "Adaptive Human Motion for Dynamic Videos" and is authored by Lin, Liu, Wang, Zheng, and Lin from Microsoft. The poster is part of the CVPR (Computer Vision and Pattern Recognition) conference, as indicated by the logo in the top right corner. The poster outlines a method for generating dynamic videos by adapting human motion to a given dynamic background. The contribution of this paper is the development of a framework that allows for the seamless integration of human motion with dynamic backgrounds, resulting in more realistic and engaging videos. The poster is divided into several sections, each detailing a different aspect of the proposed method: 1. "Introduction": This section provides an overview of the problem and the motivation for the research. It explains that the goal is to create dynamic videos that are both realistic and engaging, which can be achieved by adapting human motion to dynamic backgrounds. 2. "Related Work": This section discusses previous work in the field, highlighting the challenges and limitations of existing methods. It also outlines the proposed method and its advantages over previous approaches. 3. "Methodology": This section describes the technical details of the proposed method. It includes a diagram illustrating the process of adapting human motion to dynamic backgrounds, as well as a detailed explanation of the algorithms and techniques used. 4. "Results": This section presents the results of the proposed method. It includes a comparison with existing methods, demonstrating the effectiveness of the proposed approach. 5. "Conclusion": This section summarizes the main findings of the research and discusses the potential applications and future directions of the work. The poster also includes a list of references, acknowledging the work of other researchers in the field. Overall, the poster provides a comprehensive overview of a novel method for generating dynamic videos by adapting human motion to dynamic backgrounds, which can have applications in various domains such as entertainment, education, and virtual reality.

Phi-3-Vision
The image shows a robot with a smiling face, painted in a blue color scheme, standing next to a poster for a paper titled "Adaptive Human Matting for Dynamic Videos" by Chung-Ching Lin, Jiang Wang, Kan Lou, Kevin Lin, Linjie Li, Lijuan Wang, Zeheng Liu, dated June 18-22, 2023. The poster is divided into three main sections: "Video Human Matting", "Our Framework", and "Comparison with recent state-of-the-art". The "Video Human Matting" section discusses the aim of estimating a precise alpha matte to extract the human foreground from each frame of an input video. The "Our Framework" section describes a study framework for explicitly modeling the foreground and background, named ADAM. The "Comparison with recent state-of-the-art" section shows a comparison of performance across frames, temporal coherence, and qualitative comparisons with other methods. The poster also lists limitations of current SOTA, contributions, and results on the VM benchmark.

Prompt:
This is a paper "BALANCING REPRESENTATION ABSTRACTIONS AND LOCAL DETAILS PRESERVATION FOR 3D POINT CLOUD QUALITY ASSESSMENT". Describe the paper in details and highlight their contribution.



GPT-4v
The paper you've provided is titled "Balancing Representation Abstractions and Local Details Preservation for 3D Point Cloud Quality Assessment" by Manouane Tibba, Ahdine Chetoui, Giuseppe Valentini, and Frederic Dufaux. It appears to be a conference paper from the IEEE International Conference on Acoustics, Speech, and Signal Processing (ICASSP) 2024, as indicated by the logo and reference at the bottom of the pages. The paper discusses a novel approach for assessing the quality of 3D Point Clouds (PCs), which are a valuable tool for representing intricate 3D information. The authors highlight the challenges in assessing the quality of PCs, especially when striving for optimal immersive experiences. They propose a novel training strategy and unsupervised learning framework that leverages projection-based views to evaluate the quality of 3D content. The main contributions of the paper are as follows: 1. A novel training strategy that combines supervised and unsupervised learning to balance semantic understanding and the preservation of local detail for quality-relevant information. 2. A projection-based approach to capture the PCs from different perspectives, simulating human visual perception during quality assessment. 3. The use of the Swin Transformer for feature extraction, which is known for capturing long-range details and providing rich hierarchical semantic representations. 4. An unsupervised loss that encourages the similarity between feature representations at different stages of the network and the last representation, fostering a richer latent space encapsulating low-level information with maximum perceptually important characteristics. 5. A comprehensive evaluation of the proposed method on two public benchmarks that use subjective scores and involve various degradation types, including compression and noise. The paper includes figures and tables that illustrate the proposed framework, the unsupervised loss strategy, and the performance of the proposed method compared to other state-of-the-art methods. The results show that their method outperforms other methods in terms of correlation with subjective ground truth, achieving a high PLCC (Pearson Linear Correlation Coefficient) of 0.965 and an SRCC (Spearman Rank Order Correlation Coefficient) of 0.970 on the PCP2020 dataset. The paper is structured into sections that cover the introduction, proposed method, result analysis, and conclusion. The figures and tables provide visual and quantitative evidence to support the claims made in the text. Please note that the detailed content and specific equations, algorithms, and experimental results are contained within the text of the paper, which is not fully visible in the images provided.

GPT-4o
The paper titled "BALANCING REPRESENTATION ABSTRACTIONS AND LOCAL DETAILS PRESERVATION FOR 3D POINT CLOUD QUALITY ASSESSMENT" presents a novel approach to assessing the quality of 3D Point Clouds (PCs). The authors propose a new metric and training strategy that leverages projection-based views to evaluate the quality of 3D content. The key contributions and details of the paper are as follows: #1 Abstract: #2 Problem Statement: Assessing the quality of 3D PCs is challenging, especially for immersive experiences. Existing methods often fail to balance global semantic understanding with the preservation of local details. #3 Proposed Solution: The authors introduce a dual supervised and unsupervised training strategy that uses projection-based views to balance semantic understanding and critical perceptual quality-relevant information. #4 Results: The proposed method demonstrates effectiveness and reliability compared to state-of-the-art metrics on standard 3D PCs quality assessment benchmarks. #5 Introduction: #6 Context: The widespread adoption of 3D imaging technologies has led to the need for reliable reference quality metrics for 3D PCs. #7 Challenges: Existing methods often abstract away local information, leading to a loss of critical perceptual details. #8 Objective: Develop a no-reference metric that balances global semantic understanding with local detail preservation. #9 Proposed Method: #10 3D Point Cloud Views Projection: #11 PCs: Convert distorted 3D PCs into various 3D viewpoints using perspective projection. #12 Details: Use multiple virtual cameras to capture the PC from different perspectives, creating a set of 30 rendered perspectives for each distorted 3D point cloud. #13 Feature Extraction: #14 Model: Use the Swin Transformer for feature extraction, which processes input images into non-overlapping patches and hierarchically extracts features. #15 Goal: Balance specificity and computational efficiency while preserving relevant details and maintaining global context. #16 Dual Training: Combines supervised and unsupervised losses. #17 Supervised Loss: Maps feature representation to subjective quality scores using a Multi-Layer Perceptron (MLP). #18 Unsupervised Loss: Aligns intermediate and final representations using Negative Cosine Similarity (NCS) to ensure consistency and preserve low-level details. #19 Result Analysis: #20 Dataset: Evaluated on ICIP2021 and SFTU datasets, which include various types of distortions. #21 Performance: The proposed method outperforms state-of-the-art methods in terms of Pearson Linear Correlation Coefficient (PLCC) and Spearman Rank Correlation Coefficient (SRCC). #22 Visualization: Principal Component Analysis (PCA) shows that the proposed method achieves a well-distributed representation that correlates highly with quality scores. #23 Conclusion: #24 Summary: The paper introduces an innovative metric and training approach for 3D PC quality assessment, addressing the challenge of preserving fine-grained details while maintaining overall semantic context. #25 Impact: Extensive testing on benchmark datasets demonstrates the potential of the proposed approach for improving 3D PCA. #26 Figures and Tables: #27 Figure 1: Overview of the proposed framework, illustrating the preprocessing, feature extraction, and quality estimation stages. #28 Figure 2: Illustration of the unsupervised loss strategy using NCS. #29 Figure 3: PCA-based visualization of feature representations. #30 Table 1 & 2: Performance results on ICIP2021 and SFTU datasets, showing the superiority of the proposed method. In summary, the paper presents a comprehensive approach to 3D PC quality assessment that effectively balances the need for global semantic understanding and local detail preservation, demonstrating significant improvements over existing methods.

Prompt:
Describe the paper in details and highlight their contribution.

Page 1

Page 2

Page 3

Page 4

Figure 2.29: Results on document understanding. Red highlights that the answer is incorrect or does not provide detailed description.

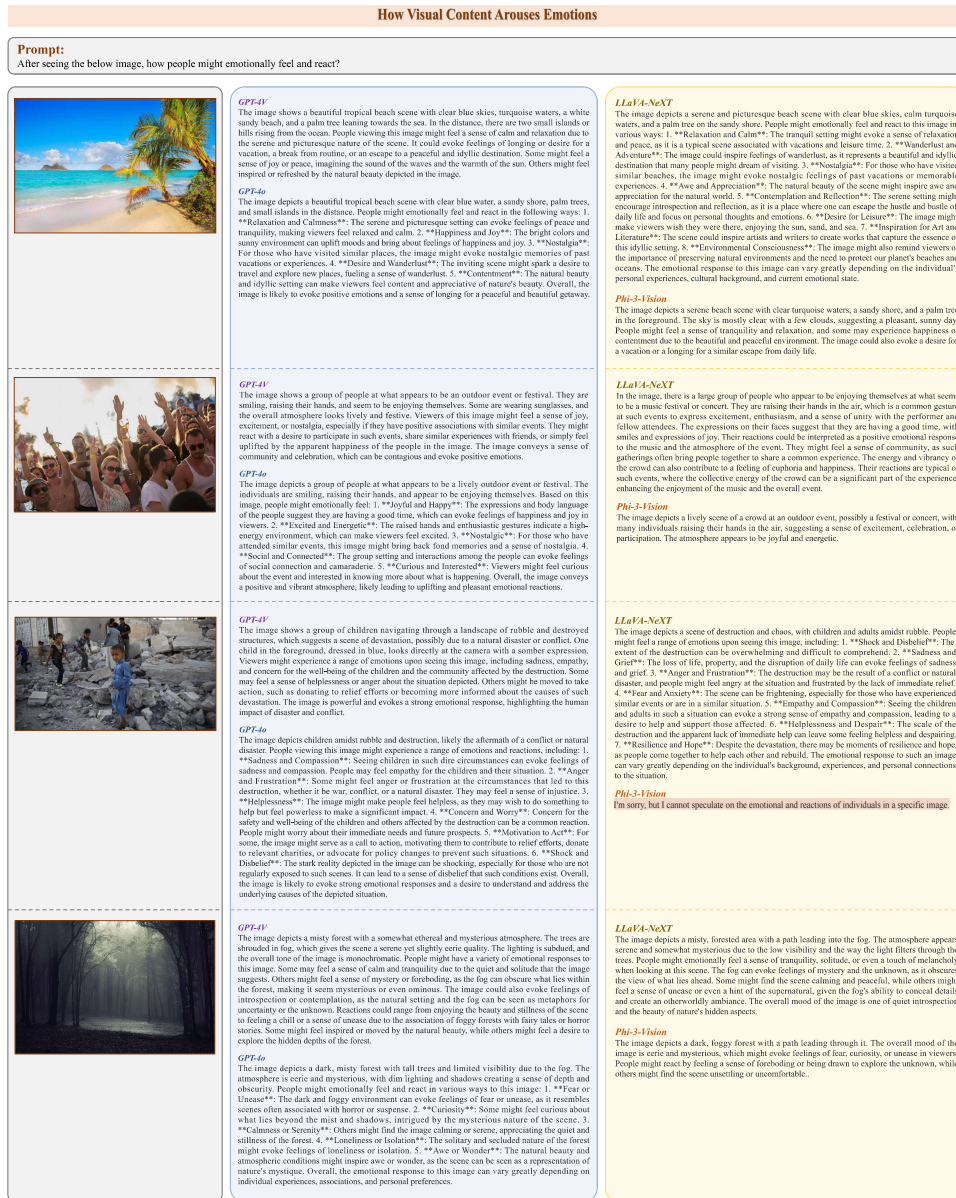


Figure 2.30: Results on understanding how different visual contents may arouse human emotions. Red highlights that the answer is inaccurate.

Food/Landmark/Celebrity/Logo Understanding



Prompt:
If you wanted to recreate the second dish in "Chicken" List at home, what ingredients would you need and what cooking techniques are typically used in its preparation?

GPT-4V
The image shows a menu with various dishes listed under the "Chicken" category. The second dish listed is "Sweet & Sour Chicken". To recreate Sweet & Sour Chicken at home, you would typically need the following ingredients: Chicken breast, cut into bite-sized pieces - Salt and pepper, to taste - Cornstarch or all-purpose flour, for coating - Vegetable oil, for frying for the sweet and sour sauce - Pineapple juice - Vinegar (white or apple cider) - Brown sugar - Ketchup - Soy sauce - Cornstarch, to thicken the sauce (Optional ingredients for the dish: Bell peppers (green, red, or yellow), cut into pieces - Onions, cut into pieces - Pineapple chunks - Curry slices Cooking techniques typically used in the preparation of Sweet & Sour Chicken include: 1. Marinating the chicken pieces with salt and pepper. 2. Coating the marinated chicken in cornstarch or flour. 3. Deep frying or pan-frying the chicken until golden brown and cooked through. 4. In a separate pan, preparing the sweet and sour sauce by combining the sauce ingredients and cooking until the mixture thickens. 5. Stripping the vegetables (if used) until they are tender-crisp. 6. Adding the fried chicken and pineapple chunks to the sauce and mixing until the chicken is well coated. 7. Serving the dish hot, often with a side of steamed rice or noodles. Remember to adjust the sweetness or酸ness of the sauce to your taste by altering the amount of sugar and vinegar.

GPT-4o
The second dish in the "Chicken" list is "Lemon Chicken". To recreate Lemon Chicken at home, you would need the following ingredients and use these typical cooking techniques: **Ingredients:** Chicken breasts or thighs (boneless, skinless) - Lemon juice (freshly squeezed) - Lemon zest - Chicken broth - Cornstarch - Sugar - Soy sauce - Garlic (minced) - Ginger (minced) - Salt - Pepper - Vegetable oil (for frying) - Eggs (for coating) - Flour (for coating) - Optional: Green onions or parsley for garnish **Cooking Techniques:** 1. **Marinating:** Marinate the chicken pieces in a mixture of lemon juice, soy sauce, garlic, ginger, salt, and pepper for at least 30 minutes to infuse the flavors. 2. **Coating:** Dredge the marinated chicken pieces in flour, then dip them in beaten eggs, and coat them again with flour or cornstarch. This double coating helps to create a crispy exterior when fried. 3. **Frying:** Heat vegetable oil in a pan or deep fryer. Fry the coated chicken pieces until they are golden brown and cooked through. Remove and drain on paper towels to remove excess oil. 4. **Sauce Preparation:** In a separate pan, combine chicken broth, lemon juice, lemon zest, sugar, soy sauce, and a bit of cornstarch dissolved in water. Cook over medium heat, stirring constantly until the sauce thickens. 5. **Combining:** Toss the fried chicken pieces in the lemon sauce until they are well coated. 6. **Garnishing:** Garnish with chopped green onions or parsley and serve hot. This dish is typically served with steamed rice and vegetables. Enjoy your homemade Lemon Chicken!

GPT-4V
The image features a woman with a stylish updo hairstyle, wearing makeup with neutral tones, and adorned with elegant earrings. She is dressed in a garment with a textured, glittery appearance, and the background suggests she may be at a formal event with floral decorations. While I cannot provide the identity of the individual, I can discuss the general contributions someone in the music or fashion industry might make. A prominent figure in the music industry could be known for releasing chart-topping albums, influencing music trends, and possibly winning prestigious awards. In the fashion industry, such a figure might be recognized for setting fashion trends, collaborating with designers, or even launching their own clothing or makeup line. Their influence could extend to various philanthropic efforts and shaping cultural conversations through their platform.

GPT-4o
I don't know who the individual in the image is. However, I can provide general information about significant contributions to the music and fashion industries if you specify a particular person or topic.



Prompt:
Can you recognize the individual in this image and describe their significant contributions to the music or fashion industry?

GPT-4V
The bridge in the image is the Golden Gate Bridge, located in San Francisco, California. Culturally, the Golden Gate Bridge is an iconic symbol of San Francisco and often featured in media and popular culture. It represents the city's innovative spirit and has a backdrop for countless movies, television shows, and photographs. The bridge's distinctive Art Deco design and International Orange color make it instantly recognizable and a popular tourist attraction. Economically, the bridge is a vital transportation link, connecting San Francisco with Marin County to the north. When it was completed in 1937, it was the longest and tallest suspension bridge in the world, a testament to the city's engineering and economic ambitions. It facilitates the flow of people and goods in and out of the city, contributing to the economic vitality of the region. The Golden Gate Bridge also supports tourism, which is a significant part of San Francisco's economy. Visitors often come to the city specifically to see the bridge and experience its grandeur firsthand.

GPT-4o
The bridge in the image is the Golden Gate Bridge, which is located in San Francisco, California. **Cultural Significance:** 1. **Iconic Landmark:** The Golden Gate Bridge is one of the most recognizable structures in the world and is often used to represent San Francisco in media, art, and literature. 2. **Tourism:** It attracts millions of tourists each year, contributing to the city's vibrant tourism industry. Visitors come to walk, hike, and take photographs of the bridge, enhancing the city's cultural appeal. 3. **Historical Significance:** Completed in 1937, the bridge is a marvel of modern engineering and a testament to human ingenuity, symbolizing progress and innovation. **Economic Significance:** 1. **Transportation:** The bridge serves as a critical transportation link between San Francisco and Marin County, facilitating the movement of people and goods. This connectivity supports local businesses and the regional economy. 2. **Employment:** The construction and maintenance of the bridge have provided numerous jobs over the years, contributing to the local economy. 3. **Real Estate:** The bridge's presence has positively impacted real estate values in the surrounding areas, making it a desirable location for both residential and commercial properties. Overall, the Golden Gate Bridge is a powerful symbol of San Francisco's identity, embodying both its cultural heritage and economic vitality.



Prompt:
What city is this bridge located in, and how does it serve as a symbol of the city in both cultural and economic aspects?

GPT-4V
The image shows a red capital letter "N" on a white background, which is a stylized logo that is widely recognized as the symbol of a major streaming service. This corporate's business model has significantly influenced the entertainment industry by pioneering the streaming service model, which allows users to watch a wide variety of TV shows, movies, documentaries, and more on-demand over the internet. This model has disrupted traditional television and movie distribution by providing an alternative to scheduled programming and physical media rentals or purchases. The logo has played a crucial role in establishing the brand's presence. It is simple, memorable, and easily recognizable, which is essential for brand identity. The logo is often seen at the beginning of original content produced by the company, reinforcing brand association with high-quality entertainment. The company's investment in original content has also changed the landscape of entertainment production, leading to an era often referred to as the "streaming wars," where multiple platforms compete for viewership with exclusive content. The brand's logo and its business model have contributed to a shift in how consumers access and enjoy entertainment, leading to changes in consumer expectations, production schedules, and the broader entertainment ecosystem.

GPT-4o
The logo in the image is associated with Netflix, a major player in the entertainment industry. Netflix's business model has significantly influenced the entertainment industry in several ways: 1. **Streaming Revolution:** Netflix pioneered the shift from physical media rentals to online streaming, fundamentally changing how audiences consume media. This has led to a decline in traditional cable TV subscriptions and physical media sales. 2. **Original Content Production:** Netflix has invested heavily in producing original content, including movies, series, and documentaries. This has not only provided a platform for diverse storytelling but also pressured traditional studios and networks to innovate and invest more in their own content. 3. **Global Reach:** Netflix's global presence has made it possible for content from different cultures and languages to reach a worldwide audience. This has encouraged a more diverse range of content and has influenced other streaming services to expand their international offerings. 4. **Binge-Watching Culture:** By releasing entire seasons of shows at once, Netflix has popularized binge-watching, changing how audiences engage with TV series and influencing other platforms to adopt similar release strategies. 5. **Data-Driven Decisions:** Netflix uses data analytics to understand viewer preferences and to make decisions about content production and acquisition. This data-driven approach has set a new standard in the industry for how content is curated and marketed. The logo itself plays a crucial role in establishing Netflix's brand presence: 1. **Simplicity and Recognition:** The simple, bold design of the Netflix logo is easily recognizable and memorable. The red "N" on a white background is distinctive and stands out in various contexts, from app icons to promotional materials. 2. **Brand Identity:** The logo encapsulates Netflix's brand identity, which is associated with innovation, quality content, and a modern, user-friendly experience. It helps in creating a strong visual identity that is consistent across different platforms and devices. 3. **Trust and Reliability:** Over time, the logo has come to symbolize a trusted source of entertainment. When viewers see the Netflix logo, they associate it with a vast library of content and a reliable streaming experience. 4. **Marketing and Promotion:** The logo is a central element in Netflix's marketing and promotional efforts. It is used in trailers, posters, and advertisements, reinforcing brand recognition and loyalty. Overall, Netflix's business model and its logo have both played significant roles in shaping the modern entertainment landscape.



Prompt:
How has this corporate's business model influenced the entertainment industry, and what role has this logo played in establishing its brand presence?

GPT-4V
The second dish in the "Chicken" list is "Almond Fried Chicken". To recreate this dish at home, you would need the following ingredients: Chicken pieces (legs and/or wings) - Almond flour - Salt - Pepper - Garlic powder - Parsley - Eggs - Water - Oil for frying for the sauce, you would need: Soy sauce - Honey - Rice vinegar - Cornstarch - Water - Sesame seeds - Green onions The cooking techniques typically used in the preparation of this dish include: 1. Marinating: The chicken pieces are often marinated in a mixture of soy sauce, honey, rice vinegar, and sometimes a bit of minced garlic and ginger. This step helps to tenderize the chicken and infuse it with flavor. 2. Breading: The chicken pieces are coated in a mixture of almond flour, salt, pepper, garlic powder, and parsley. This step gives the chicken a crispy exterior. 3. Deep-frying: The breaded chicken pieces are deep-fried in hot oil until they are golden brown and cooked through. 4. Sauce preparation: While the chicken is frying, the sauce is prepared by combining soy sauce, honey, rice vinegar, cornstarch, and water in a saucepan. The sauce is then thickened over medium heat, and sesame seeds and green onions are added for garnish. 5. Plating: Once the chicken is cooked, it is drained on paper towels to remove excess oil. The chicken is then served with the prepared sauce on the side. Please note that the cooking times and temperatures may vary depending on the size of the chicken pieces and the type of oil used. Always ensure that the chicken is cooked to an internal temperature of 165°F (74°C) to ensure food safety.

GPT-4o
To recreate the second dish in the "Chicken" list, which is Almond Fried Chicken, you would need ingredients such as chicken pieces, almonds, and possibly some seasoning or sauce. The cooking technique typically involves frying the chicken pieces in a pan with some oil, possibly with the addition of almonds for flavor and texture. The chicken should be cooked until it is golden brown and crispy on the outside, while the inside remains tender.



Prompt:
I'm sorry, but I cannot provide personal information or recognition about individuals in images.

GPT-4V
The logo in the image is the Golden Gate Bridge, which is located in San Francisco, California. The Golden Gate Bridge is an iconic symbol of San Francisco and the Bay Area, and it serves as a vital transportation link between San Francisco Bay and the Pacific Ocean. From a cultural perspective, the Golden Gate Bridge is often featured in movies, television shows, and other forms of media, representing the city's spirit of innovation, freedom, and the pursuit of the American Dream. It has become a symbol of the city's resilience and its ability to adapt to change, as it was built during a time of economic uncertainty and has since become a symbol of hope and progress. From an economic perspective, the Golden Gate Bridge is a major tourist attraction, drawing millions of visitors each year. It also serves as a critical transportation link for the region, facilitating the movement of people and goods across the bay. The bridge's presence has contributed to the growth and development of the city and the surrounding area, as it has enabled the efficient movement of people and goods, fostering economic growth and development.

GPT-4o
The image shows the iconic Golden Gate Bridge in San Francisco, California. It serves as a symbol of the city in both cultural and economic aspects. Culturally, it is a recognizable landmark and a symbol of the city's history and engineering prowess. Economically, it is a significant tourist attraction that boosts the local economy through tourism and related industries.



Prompt:
I'm sorry, but I cannot provide an analysis on the impact of a corporate's business model or its logo on the other hand.

GPT-4V
The logo you've shown is for Netflix, a company that has significantly influenced the entertainment industry through its business model and the role its logo has played in establishing its brand presence. Netflix's business model has been transformative in several ways: 1. **Streaming Platform:** Netflix was one of the first major companies to embrace the concept of streaming content online, which has led to a shift in how people consume media. This has disrupted traditional television and movie distribution models. 2. **Original Content Creation:** Netflix has invested heavily in producing original content, which has allowed it to compete with traditional media companies. This has led to a proliferation of streaming services and a new era of content creation. 3. **Direct-to-Consumer Model:** Netflix's direct-to-consumer model has allowed it to bypass traditional distribution channels, giving it greater control over pricing and content availability. 4. **Global Reach:** Netflix has expanded its services globally, which has helped to break down geographical barriers for content distribution. The logo itself, which is a simple, bold, and easily recognizable letter "N", has played a significant role in establishing Netflix's brand presence. The logo's simplicity and modernity reflect the company's innovative and forward-thinking approach to the entertainment industry. It is also highly memorable, which has helped to create a strong brand identity. The logo's design is also versatile, allowing it to be used across various platforms and in different sizes without losing its impact. This consistency in branding has been crucial in maintaining a strong brand presence in a highly competitive market. Overall, Netflix's logo and business model have contributed to a significant shift in the entertainment industry, with other companies adopting similar models and technologies to compete in the streaming market.

GPT-4o
I'm sorry, but I cannot provide an analysis on the impact of a corporate's business model or its logo on the other hand.

Figure 2.31: Examples of Food/Landmark/Celebrity/Logo Understanding. Red highlights that the answer is inaccurate.

2.2.5 Multimodal Knowledge and Commonsense


Science and Knowledge We further evaluate the capabilities of four MLLMs in tasks that require reasoning with scientific knowledge [Lu et al. 2022]. For this, we provide each model with a text prompt and a corresponding image, covering a broad range of topics including geography, physics, chemistry, biology, and earth science. In total, seven cases were collected for this evaluation. Our findings show that GPT-4V and GPT-4o each achieve 4 correct answers, while LLaVA-NeXT and Phi-3-Vision provide 3 fully accurate answers and one partially correct response each. We observe that both GPT models struggle with geography questions but perform well in chemistry, with GPT-4o also successfully answering biology questions. The two smaller models, LLaVA-NeXT and Phi-3-Vision, demonstrate a general ability to answer science questions based on visual context, but they tend to miss certain details. For instance, in the example shown in Figure 2.32, both models fail to identify “caterpillar” as a consumer. Furthermore, when presented with a more specific prompt, such as “Suppose you are a teacher, please use the figure to explain X,” all four models—large and small—consistently adopt a tutorial approach, providing step-by-step explanations, as shown in the last example in Figure 2.32.

Joke and Meme Understanding jokes and memes is essential for MLLMs, as these forms of expression play a significant role in modern communication and cultural discourse. Jokes and memes commonly draw on contemporary events, cultural phenomena, or prevailing internet trends, requiring a nuanced understanding of contextual and cultural subtleties. Successfully interpreting them involves deciphering the interaction between visual elements and text, as well as capturing the intended humor or underlying message—challenges that demand advanced comprehension and contextual reasoning capabilities.

For MLLMs, understanding jokes and memes enhances their ability to communicate effectively, interpret human emotions and sentiments, and engage users naturally in diverse contexts. This capability also allows them to contribute to trend prediction, sentiment analysis, and cultural expression, ultimately facilitating their integration into human social interactions by reflecting a nuanced understanding of both language and culture. In this scenario, we collected 13 examples, including humorous blogs and images of animals with funny text. Our observations show that both GPT models can generally understand the intended message and humorous elements of the images, with GPT-4o and GPT-4V failing in only one case. In contrast, the smaller MLLMs, LLaVA-NeXT and Phi-3-Vision, struggle to explain the humor embedded within jokes and memes, achieving accuracy rates of only 6/13 and 4/13, respectively. This indicates that while larger models have a stronger grasp of humor and cultural references, smaller models still face significant challenges in this area.

Multimodal Commonsense We investigate the multimodal commonsense reasoning abilities of four MLLMs [Zellers et al. 2019] by exploring two distinct evaluation scenarios. In the first scenario, the models are provided with bounding boxes in the image as visual prompts

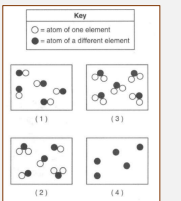
Science and Knowledge



Prompt:
Which of the organisms is the producer and which is the consumer in this food web?

GPT-4V
In the food web depicted in the image, the producer is the bush with berries. Producers are organisms that can make their own food through the process of photosynthesis, typically plants. The consumers are all the animals shown: the eagle, snake, fox, bird, squirrel, frog, and caterpillar. Consumers are organisms that eat other organisms for energy. They can be classified further into primary consumers (herbivores that eat producers), secondary consumers (carnivores that eat herbivores), and tertiary consumers (carnivores that eat other carnivores). In this food web, the caterpillar and the squirrel, for example, would be primary consumers as they feed on the bush, while the bird, which eats the caterpillar, is a secondary consumer, and the eagle, which can eat the snake or the bird, is a tertiary consumer.


GPT-4o
In the food web depicted in the image - The "producer" is the "bush". Producers are organisms that can make their own food through the process of photosynthesis. The "consumers" are all the other organisms in the food web, which include the "caterpillar, frog, bird, squirrel, snake, fox, and eagle". Consumers are organisms that obtain their energy by eating other organisms. Here is a breakdown of the consumers: - "Primary consumers" (herbivores that eat the producer: "caterpillar, squirrel") - "Secondary consumers" (carnivores that eat primary consumers: "frog, bird") - "Tertiary consumers" (carnivores that eat secondary consumers: "snake, fox") - "Quaternary consumers" (top predators) that eat tertiary consumers: "eagle".



Prompt:
Which particle diagram represents a sample of matter that can not be broken down by chemical means?

GPT-4V
The image shows four particle diagrams, each labeled with a number from 1 to 4. Each diagram contains circles representing atoms, with two types of atoms indicated by the key: one type is represented by open circles and the other by filled circles. Diagram 1 shows a mixture of both types of atoms, diagram 2 shows both types of atoms with some touching each other, diagram 3 shows a compound with atoms of both types bonded together, and diagram 4 shows only filled circles, indicating a pure substance made of atoms of a single element. A sample of matter that cannot be broken down by chemical means is an element, which is a substance that consists of only one type of atom. Therefore, the particle diagram that represents a sample of matter that cannot be broken down by chemical means is diagram 4, as it shows only one type of atom, indicating a pure element.

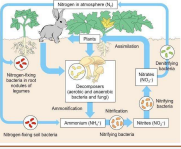
GPT-4o
The particle diagram that represents a sample of matter that cannot be broken down by chemical means is diagram (4). In diagram (4), all the particles are individual atoms of the same element (represented by the solid black circles). This indicates that the sample is composed of a single element, which cannot be broken down into simpler substances by chemical means.



Prompt:
Give the name of each number in the image.

GPT-4V
The image shows a world map with the continents labeled with numbers from 1 to 9. However, the numbers are not clearly visible due to the resolution of the image. If you can provide the names of the continents or regions that correspond to the numbers, I can assist you with that information.


GPT-4o
The image shows a world map with continents numbered. Here are the names of each numbered continent: 1. North America 2. South America 3. Europe 4. Africa 5. Asia 6. Australia 7. Antarctica



Prompt:
Suppose you are a teacher, please use the figure to explain the process of nitrogen cycle.

GPT-4V
Certainly! The image you've provided is a diagram of the nitrogen cycle, which is a crucial ecological process where nitrogen is converted into multiple chemical forms as it circulates among the atmosphere, terrestrial, and aquatic ecosystems. Let's go through the steps as illustrated in the diagram: 1. **Nitrogen Fixation**: The cycle starts with nitrogen gas (N₂) in the atmosphere. Certain bacteria, known as nitrogen-fixing bacteria, can convert this nitrogen gas into ammonia (NH₃) or related compounds. These bacteria are often found in the root nodules of leguminous plants (as shown in the image with a plant and root nodules), and there are also free-living nitrogen-fixing bacteria in the soil. 2. **Ammonification**: When plants and animals die or release waste, the organic nitrogen within their bodies is converted back into ammonia by decomposers, which include aerobic and anaerobic bacteria and fungi. This process is known as ammonification. 3. **Nitrification**: The ammonia produced through ammonification is then converted into nitrites (NO₂-) by nitrifying bacteria. Subsequently, other bacteria convert these nitrites into nitrates (NO₃-). This two-step process is collectively known as nitrification. 4. **Assimilation**: Plants absorb the nitrates from the soil and use them to create proteins and nucleic acids. 5. **Denitrification**: Finally, denitrifying bacteria in the soil convert nitrates back into nitrogen gas (N₂), releasing it into the atmosphere and completing the cycle. Throughout this cycle, plants play a key role as they assimilate nitrates and incorporate them into organic molecules, which are then passed through the food chain to animals. When animals consume plants, they take in these nitrogen-containing compounds, which are used to build their own proteins and nucleic acids. The image also includes a rabbit next to the plants, which represents the transfer of nitrogen through the food chain from plants to animals. Overall, the nitrogen cycle is essential for life on Earth, as it is the process that makes nitrogen available to living organisms to create vital organic molecules.

GPT-4o
The nitrogen cycle is a crucial process in the ecosystem that converts nitrogen into various chemical forms, making it usable by living organisms. Let's break down the steps using the figure provided: 1. **Nitrogen Fixation**: Atmospheric Nitrogen (N₂) is converted into ammonia (NH₃) by nitrogen-fixing bacteria. These bacteria can be found in the soil or in the root nodules of legumes (plants like beans and peas). 2. **Nitrification**: These bacteria convert nitrogen gas (N₂) into ammonium (NH₄⁺), which plants can use. 3. **Assimilation**: Plants absorb ammonium (NH₄⁺) and nitrates (NO₃⁻) from the soil through their roots. These nitrogen compounds are then used to build plant proteins and other important molecules. 4. **Consumption**: Animals, such as the rabbit in the figure, eat the plants and obtain the nitrogen by consuming plant proteins. This nitrogen is then used to build animal proteins and other molecules. 5. **Decomposition**: When plants and animals die, decomposers (aerobic and anaerobic bacteria and fungi) break down the organic matter, returning nitrogen to the soil in the form of ammonium (NH₄⁺). This process is called ammonification. 6. **Nitrification**: Nitrifying bacteria in the soil convert ammonium (NH₄⁺) into nitrites (NO₂⁻) and then into nitrates (NO₃⁻). This two-step process involves: - **Step 1**: Ammonium (NH₄⁺) is converted to nitrites (NO₂⁻) by bacteria such as Nitrosomonas. - **Step 2**: Nitrites (NO₂⁻) are converted to nitrates (NO₃⁻) by bacteria such as Nitrobacter. 7. **Denitrification**: Denitrifying bacteria convert nitrates (NO₃⁻) back into nitrogen gas (N₂), which is released into the atmosphere. This completes the nitrogen cycle. In summary, the nitrogen cycle involves the conversion of nitrogen gas from the atmosphere into forms that plants and animals can use, and then back into nitrogen gas. This cycle is essential for maintaining the balance of nitrogen in the ecosystem, ensuring that all living organisms have access to this vital nutrient.



Prompt:
Suppose you are a teacher, please use the figure to explain the process of nitrogen cycle.

GPT-4V
The image you've provided is a simplified diagram of the nitrogen cycle, which is a biogeochemical cycle that transforms nitrogen into various chemical forms as it circulates among the biosphere, atmosphere, and soil. Here's a step-by-step explanation of the process as depicted in the diagram: 1. **Nitrogen Fixation**: Nitrogen in the atmosphere (N₂) is converted into ammonium (NH₄⁺) by nitrogen-fixing bacteria in the soil. These bacteria can be found in the root nodules of legumes, as shown in the diagram. 2. **Assimilation**: Plants absorb the ammonium (NH₄⁺) from the soil and use it to synthesize amino acids, which are the building blocks of proteins. 3. **Ammonification**: When plants and animals die or excrete waste, decomposers (both aerobic and anaerobic bacteria and fungi) break down the organic nitrogen into ammonium (NH₄⁺). 4. **Nitrification**: Nitrifying bacteria in the soil convert the ammonium (NH₄⁺) into nitrites (NO₂⁻) and then into nitrates (NO₃⁻), which plants can absorb and use. 5. **Denitrification**: Denitrifying bacteria in the soil convert nitrates (NO₃⁻) back into nitrogen gas (N₂), releasing it into the atmosphere. 6. **Nitrogen Fixation (repeated)**: The cycle can start again with nitrogen-fixing bacteria in the soil fixing atmospheric nitrogen. The diagram also shows the flow of nitrogen through living organisms with arrows indicating the direction of the cycle. It's a continuous process that ensures the availability of nitrogen for living organisms.

GPT-4o
Certainly! The diagram illustrates the nitrogen cycle, which is a biogeochemical cycle that transforms nitrogen into various chemical forms as it circulates among the biosphere, atmosphere, and soil. Here's a step-by-step explanation: 1. **Nitrogen Fixation**: Nitrogen in the atmosphere (N₂) is converted into ammonium (NH₄⁺) by nitrogen-fixing bacteria in the soil. These bacteria can be found in the root nodules of legumes, as shown in the diagram. 2. **Assimilation**: Plants absorb the ammonium (NH₄⁺) from the soil and use it to synthesize amino acids, which are the building blocks of proteins. 3. **Ammonification**: When plants and animals die or excrete waste, decomposers (both aerobic and anaerobic bacteria and fungi) break down the organic nitrogen into ammonium (NH₄⁺). 4. **Nitrification**: Nitrifying bacteria in the soil convert the ammonium (NH₄⁺) into nitrites (NO₂⁻) and then into nitrates (NO₃⁻), which plants can absorb and use. 5. **Denitrification**: Denitrifying bacteria in the soil convert nitrates (NO₃⁻) back into nitrogen gas (N₂), releasing it into the atmosphere. 6. **Nitrogen Fixation (repeated)**: The cycle can start again with nitrogen-fixing bacteria in the soil fixing atmospheric nitrogen. The diagram also shows the flow of nitrogen through living organisms with arrows indicating the direction of the cycle. It's a continuous process that ensures the availability of nitrogen for living organisms.

Figure 2.32: Results on answering science questions. Red highlights that the answer is inaccurate.

Joke and Meme	
<p>My handwriting in an exam, when I know the answer</p>  <p>...and when I don't know the answer</p>  <p>Prompt: Can you explain this meme?</p>	<p>GPT-4V</p> <p>The meme shows two images of handwritten text, meant to humorously contrast the quality of a person's handwriting during an exam under different circumstances. The top image is labeled "My handwriting in an exam, when I know the answer" and shows neat, legible handwriting. This implies that when the person is confident about their knowledge of the answer, they take the time to write clearly. The bottom image is labeled "...and when I don't know the answer" and shows messy, almost illegible handwriting. This suggests that when the person is unsure about the answer, they might write in a rushed or careless manner, possibly in an attempt to obscure the fact that they don't know the correct information or to fill the space with text that looks substantial even if it's not. The humor in the meme comes from the relatable experience of students who may try to mask their uncertainty or lack of knowledge by changing their approach to answering questions during exams, which is often reflected in the quality of their handwriting.</p> <p>GPT-4o</p> <p>This meme humorously illustrates the difference in handwriting quality when a person knows the answer to an exam question versus when they do not. - The top part of the image shows neat, legible handwriting, representing the scenario where the person knows the answer. The text is clear and easy to read. - The bottom part of the image shows messy, illegible handwriting, representing the scenario where the person does not know the answer. The text is scribbled and difficult to decipher. The meme plays on the idea that when people are confident in their knowledge, they write clearly and confidently. Conversely, when they are unsure or do not know the answer, their handwriting becomes rushed and sloppy, reflecting their uncertainty and stress.</p>
<p>Me: I enjoy being single. I can go anywhere and do whatever I want. I don't need someone else to be happy</p> <p>Also me:</p>  <p>[sobbing]</p>	<p>GPT-4V</p> <p>The meme features two contrasting statements accompanied by an image to emphasize the second statement. The top text says, "Me: I enjoy being single. I can go anywhere and do whatever I want. I don't need someone else to be happy." This statement suggests a strong sense of independence and contentment with being single. Below the text "Also me:" is an image of a person in a shower, visibly upset and sobbing. This image and the accompanying caption "[sobbing]" imply that despite the initial claim of enjoying single life, the person is actually experiencing moments of sadness or loneliness. The humor in the meme comes from the juxtaposition of the confident assertion of happiness while being single with the contradictory emotional display of crying, suggesting that the person may not be as content with their single status as they claim. It plays on the common human experience of having conflicting feelings about a situation.</p> <p>GPT-4o</p> <p>This meme humorously depicts the contrast between what someone says and how they actually feel. The top part of the meme shows a person claiming to enjoy being single and asserting their independence and happiness. The bottom part, however, shows the same person in a vulnerable moment, sobbing in the shower, which suggests that despite their claims, they might actually feel lonely or sad about being single. The humor lies in the stark contrast between the confident statement and the emotional reality.</p>
<p>1980 2010</p>  <p>Prompt: What is funny about this image?</p>	<p>GPT-4V</p> <p>The image is a humorous comparison between two eras, 1980 and 2010, depicting the evolution of technology and its impact on human physique. On the left, labeled "1980," there is a slim character using a large, bulky desktop computer. On the right, labeled "2010," there is a character with a much larger physique using a slim laptop. The joke lies in the contrast between the sizes of the computers and the users; as the computer has gotten smaller and more compact over the years, the user has become larger, possibly suggesting a commentary on sedentary lifestyles and the obesity epidemic in the context of advancing technology.</p> <p>GPT-4o</p> <p>The humor in this image comes from the contrast between the two time periods, 1980 and 2010, and the physical changes in the person depicted. In 1980, the person is shown as slim and working on a large, old-fashioned computer. In 2010, the same person is depicted as much heavier and working on a modern, slim laptop. The cartoon humorously suggests that over the years, while technology has become more compact and advanced, people have become less physically fit, possibly due to a more sedentary lifestyle associated with modern technology.</p>
<p>I find my weight is fine for my height.</p>  <p>Prompt: What is funny about this image?</p>	<p>GPT-4V</p> <p>The image is a cartoon featuring a hippopotamus standing on stilts, talking to a giraffe. The hippo says, "I find my weight is fine for my height." The humor in this image comes from the absurdity of the situation and the play on words. The hippo, an animal known for its large size, is using stilts to artificially increase its height, suggesting that its weight would be more appropriate for a taller creature, like the giraffe it's speaking to. This is a comical take on how people sometimes justify their weight by comparing it to their height, and the visual gag of the hippo on stilts adds to the humor.</p> <p>GPT-4o</p> <p>The humor in this image comes from the absurdity and visual contrast. The cartoon shows a hippopotamus standing on stilts, talking to a giraffe and saying, "I find my weight is fine for my height." The joke lies in the fact that hippos are naturally very heavy animals, and the idea of one using stilts to appear taller is both unexpected and amusing. Additionally, the giraffe, which is naturally tall and slender, provides a humorous contrast to the hippo's round and heavy body. The hippo's statement is funny because it implies that its weight is appropriate for its artificially increased height, which is clearly not a natural or practical solution.</p>

Figure 2.33: Results on joke and meme understanding. Red highlights that the answer does not get to the point to comprehend the humor embedded within memes.

(*i.e.*, [person n]), enabling them to identify the actions of individuals within the scene. In the second scenario, the models are tasked with inferring actions directly from the visual content of the image, without any external cues or labels, mimicking a more intuitive reasoning approach. Performance is evaluated based on two metrics: the accuracy of action recognition and the accuracy of action inference.

For reasoning, which requires models to deduce actions using bounding boxes as visual prompts, the results are more varied. We select 12 images from MSCOCO (val2014) dataset [Lin et al. 2014] and annotate one or two individuals in each image, labeling them with bounding boxes and corresponding [person n] tags. GPT-4V achieves an accuracy of $[10 + 0.5]/12$, where a deduction of 0.5 points denotes for missing a specific action. GPT-4o scores $[8 + 2 \times 0.5]/12$, where one deduction of 0.5 points denotes for missing a specific action and another 0.5 points for not referring to the correct [person n] in the answer. LLaVA-NeXT demonstrates a moderate performance with a score of $[3 + 6 \times 0.5]/12$, where 6 instances are partially correct due to the absence of correct [person n] references. Phi-3-Vision achieves $[6 + 2 \times 0.5]/12$, with 6 correct answers and 2 partially correct due to missing references to [person n]. For inference, GPT-4V and GPT-4o both achieve perfect accuracy with 3/3 correct answers, demonstrating a strong ability to infer actions directly from visual cues. LLaVA-NeXT scores 2.5/3, with a deduction of 0.5 points due to a repeated answer, while Phi-3-Vision also achieves 3/3 but with fewer details in its responses, indicating a basic level of inference capability with less nuanced understanding.

2.3 Assessment

In this section, we draw connections to another prominent area of multimodal assessment research: visual synthesis. By examining image generation, we explore how MLLMs can contribute to this field through comprehensive evaluation. We find that GPT-4o achieves the best performance, though the gap in capability compared to the former two is not as significant.

2.3.1 Evaluation of Generated Images

Section 2.2.4 highlights the capability of the two large MLLMs in assessing the aesthetics of images. Building on these findings, we aim to evaluate how well the two smaller models, *i.e.*, LLaVA-NeXT and Phi-3-Vision, can assess generated images based on their alignment with the given prompts for text-to-image generation, compared to the two large models. This task is motivated by our observation that the two GPT models performed well in aesthetic evaluation; however, due to input format limitations, we are unable to assess the smaller models in the same context. To address this, we measure their performance by scoring how accurately the generated images align with the prompts, providing a comparative analysis across all four models.






Multimodal Commonsense	
 <p>Prompt: What are [person1] and [person2] doing?</p>	<p>GPT-4V In the image, there are two individuals labeled as "Person1" and "Person2." Person1 appears to be speaking at a podium with multiple microphones, suggesting that they are addressing an audience or the media. Person2 is standing to the side, looking on, possibly waiting for their turn to speak or simply observing the event. The setting looks like a formal press conference or public announcement, given the presence of microphones and the formal attire of both individuals. There is also a painting in the background and what appears to be a national flag, indicating that this event may be taking place in a governmental or official setting.</p> <p>GPT-4o In the image, Person 1 and Person 2 are standing behind a podium with multiple microphones in front of them. They appear to be at a press conference or giving a public statement. Person 1 is speaking, while Person 2 is standing beside them, listening attentively. There are flags and a painting in the background, indicating a formal setting.</p>
 <p>Prompt: What is [person4] doing?</p>	<p>GPT-4V In the image, the person labeled as "Person4" appears to be playing a video game. He is holding a game controller with both hands and seems to be focused on the game, possibly making a move or reacting to the game's action. He is wearing glasses and a short-sleeved shirt, and there is a strap around his neck, which might be attached to the controller for safety. There are other individuals in the image who also seem to be engaged in playing or watching the game.</p> <p>GPT-4o I don't know who this person is, but in the image, the person labeled as "person4" is sitting down and appears to be holding a microphone. They are looking in the direction of the microphone, which is connected to a stand.</p>
 <p>Prompt: What is [person11] doing?</p>	<p>GPT-4V The person labeled as [person11] in the image is eating a slice of pizza. They are sitting among a group of people who also appear to be enjoying pizza, suggesting a social or group meal setting, possibly during a break at an event or a casual gathering.</p> <p>GPT-4o In the image, the person labeled as [person11] is sitting on a chair with their legs crossed. They appear to be holding a small object close to their mouth, possibly eating or drinking something. The person is surrounded by other people who are also seated.</p>
 <p>Prompt: What is [person15] doing?</p>	<p>GPT-4V The image shows a baseball game in progress. The person labeled as [Person15] is a batter who is standing in the batter's box, preparing to hit the ball. The batter is holding a baseball bat and appears to be focused on the pitcher, who is not visible in the image. A catcher is crouched behind the batter, and an umpire is standing behind the catcher, ready to call the pitch. The scene captures a typical moment during a baseball game just before the pitch is thrown.</p> <p>GPT-4o [Person15] is preparing to bat in a baseball game. They are standing in the batter's box, holding a bat, and appear to be getting ready to swing at a pitch.</p>
 <p>Prompt: Suppose you are a detective, what can you infer from the visual clues in the image?</p>	<p>GPT-4V The image shows a well-utilized room with various items that suggest the occupant has multiple interests or activities. Here are some observations: 1. The room has a loft bed, which is a space-saving solution, indicating that the occupant is trying to maximize the use of a small space. 2. Under the loft bed, there is a dresser and some storage containers, further suggesting space optimization. 3. There is a desk with multiple monitors and a laptop, indicating that the occupant may work or spend significant time on the computer, possibly for gaming, programming, or other digital activities. 4. The wall to the left has a pegboard with various tools, which could suggest that the occupant is into DIY projects or has a hobby that involves crafting or repairs. 5. There are several books on the desk, which might indicate that the occupant is studious or enjoys reading. 6. The presence of a drafting board on the floor suggests that the occupant might be involved in drawing, architecture, or engineering. 7. The room appears to be lived-in and somewhat cluttered, but not excessively messy, which could imply that the occupant is busy but still maintains a certain level of organization. 8. There is a backpack on the floor, which might suggest that the occupant is a student or someone who travels or commutes regularly. Overall, the room gives the impression of a functional, personalized space used for a variety of activities, possibly by a student or a professional with technical and creative interests.</p> <p>GPT-4o As a detective, here are some inferences that can be made from the visual clues in the image: 1. Living Space: The room appears to be a small, organized living space, likely a bedroom combined with a workspace. The presence of a bed, desk, and various personal items suggests it is someone's personal room. 2. Work Environment: The room is equipped with multiple computer monitors, a laptop, and various office supplies, indicating that the occupant likely uses this space for work or study. The presence of tools and equipment on the left side of the image suggests that the occupant might be involved in technical or craft-related activities. 3. Organization: The room is well-organized with storage units, shelves, and drawers. This suggests that the occupant values organization and possibly has a methodical approach to their work or hobbies. 4. Hobbies and Interests: The tools and equipment on the left side of the image, including what appears to be a cutting mat, various tools, and possibly art supplies, suggest that the occupant might be involved in DIY projects, crafting, or some form of technical work. 5. Personal Items: The presence of personal items such as books, a backpack, and various small objects on the desk and shelves indicates that the room is actively used and lived in. 6. Space Utilization: The loft bed setup with storage underneath and the compact arrangement of furniture suggest that the occupant is making efficient use of a small space, possibly indicating that the room is in an apartment or a shared living situation. 7. Technology: The presence of multiple screens and a laptop suggests that the occupant might be involved in a profession or hobby that requires significant computer use, such as programming, graphic design, or gaming. 8. Lighting: The room has a desk lamp and appears to have adequate lighting, which is important for detailed work or study. These observations can help build a profile of the occupant, suggesting they are organized, possibly technically skilled, and use the space for both living and working purposes.</p>
	<p>LLaVA-NEXT In the image, there are two individuals who appear to be at a press conference or a similar public speaking event. The person on the left, labeled as "person1," is speaking into a microphone, which suggests they are addressing the audience or media present. The person on the right, labeled as "person2," is listening attentively and appears to be waiting for their turn to speak or is observing the ongoing discussion. Both individuals are dressed in formal attire, which is common for professional or official events.</p> <p>Phi-3-Vision Person 1 appears to be speaking into microphones, likely addressing an audience or participating in a press conference, while Person 2 is listening or waiting for their turn to speak.</p>
	<p>LLaVA-NEXT In the image, there is a person labeled "Person4" who appears to be playing a video game. They are holding a Wii remote in their right hand and seem to be engaged in a game that requires physical movement, as indicated by the active stance and the motion-sensitive controller. The person is standing in a room with other individuals who are also playing or watching the game. The environment suggests a casual, social gaming session.</p> <p>Phi-3-Vision Person 4 is standing and holding a Wii controller, seemingly playing a video game.</p>
	<p>LLaVA-NEXT In the image, there is a person labeled as "Person11" who is sitting at a table and appears to be eating a slice of pizza. The person is holding the pizza slice in their hands and seems to be enjoying their meal.</p> <p>Phi-3-Vision Person 11 is sitting and eating a slice of pizza.</p>
	<p>LLaVA-NEXT In the image, there is a baseball player at home plate, holding a bat and preparing to swing. The player is wearing a helmet and a uniform, which suggests they are participating in an organized baseball game. The player is likely waiting for the pitcher to throw the ball so they can attempt to hit it. The other players on the field are in their respective positions, ready to react to the outcome of the pitch.</p> <p>Phi-3-Vision Person 15, the batter, is swinging a baseball bat at an incoming pitch during a baseball game.</p>
	<p>LLaVA-NEXT As a detective, I would consider the following visual clues from the image: 1. Disorganization: The room appears to be cluttered with various items scattered around, including papers, books, and personal belongings. This could suggest that the person living in this space might be disorganized or has a busy lifestyle. 2. Electronics: There are multiple electronic devices, including a laptop, a desktop computer, and a television. This could indicate that the person uses technology extensively for work or leisure. 3. Bedroom and Office Combined: The room serves multiple purposes, functioning as both a bedroom and an office. This could suggest that the person living here might work from home or that the room is shared by multiple individuals with different needs. 4. Personal Items: There are personal items such as a backpack, a handbag, and a suitcase, which could imply that the person is either preparing for travel or has recently returned from a trip. 5. Storage Solutions: The room features a bank bed, which is a space-saving solution for a small room. This could indicate that the room is in a studio apartment or a shared living space where space is limited. 6. Lighting: The room is dimly lit, which might suggest that the person prefers a cozy atmosphere or that the room is not well-lit. 7. Decor: The room has a simple and functional decor, with no visible artwork or decorative items. This could imply that the person living here is more focused on practicality than aesthetics. 8. Personal Space: The presence of a desk and a chair suggests that the person has a dedicated space for work or study. 9. Window: There is a window in the room, which could provide natural light during the day and a view of the outside world. 10. Personal Interests: The presence of books and a laptop could suggest that the person living here enjoys reading or working on a computer. These clues, when taken together, could provide insights into the lifestyle and habits of the person living in this space. However, without additional context, these are merely inferences based on the visual information provided by the image.</p> <p>Phi-3-Vision As a detective, I would infer that the room is a small, multi-functional space that serves as both a living area and a workspace. The presence of a bed, desk, and chair suggests that the occupant uses the room for rest and work. The cluttered nature of the room, with items like a backpack, a laptop, and various tools, indicates that the occupant might be involved in activities that require a workspace, such as a hobbyist, a student, or a professional who works from home. The presence of a window and a door suggests that the room is part of a larger living space, and the occupant might be sharing the room with others. The overall layout of the room, with the bed and desk positioned close to each other, suggests that the occupant values efficiency and convenience in their living and working environment.</p>

Figure 2.34: Results on multimodal commonsense reasoning. Red highlights that the answer does not point out "Person X" or explains the action of the person incorrectly.

We first generate 26 images of varying quality using four generative models: Stable Diffusion 2.1 [Rombach et al. 2022], DALL-E Mini [Ramesh et al. 2021], DALL-E 3 [Betker et al. 2023], and DALL-E 3-XL-lora, a test model similar to DALL-E 3. We then evaluate image similarity using the prompt: “What is happening in the image? From a scale of 1 to 10, rate the similarity between the image and the text prompt ‘xxx’.” Four different prompts are used, each accompanied by 6-7 generated images ranging from low to high quality. To assess the performance of the four MLLMs qualitatively, we define the scoring criteria as follows: a score of 1 indicates that there is no object related to the prompt; a score of 2-3 signifies that only one object is related to the prompt; a score of 4-5 denotes the presence of two related objects; a score of 6-8 indicates that only one object is of high quality; and a score of 9-10 means that all objects are of high quality and well aligned with the prompt, where 9 indicates only minor imperfections, and 10 represents an excellent match with no noticeable flaws. The accuracy results are as follows: GPT-4V achieves 10/26, GPT-4o scores 12/26, LLaVA-NeXT obtains 7/26, and Phi-3-Vision achieves 8/26. Overall, GPT-4o demonstrates the best performance among the four models. Additionally, we observe that both large and small models provide explanations for why they deduct scores of the generated images, which could potentially be used as feedback to enhance the image generation process.

2.4 Human-Computer Interaction

Pointing to a specific spatial location is a critical capability in human-computer interaction with multimodal systems, particularly in visually grounded dialogues. We conducted experiments using both basic pointing and pixel-based pointing as input methods. Our results show that GPT-4V and GPT-4o demonstrate a better understanding of visual pointers directly drawn on images compared to smaller MLLMs. Notably, GPT-4o achieved 100% accuracy in the pixel-based pointing task but, like the other three models, struggled to interpret text-based region coordinates.

2.4.1 Understand Basic Pointing Inputs

In this scenario, we design two types of grounded inputs: the first involves overlaid visual markers, such as circles, boxes, and irregular hand-drawn shapes, while the second uses text-based region coordinates normalized to a range from 0 to 1, as shown in Figure 2.36. For the first type of input, we collect four complex images containing a large number of objects and apply different visual pointers to each, resulting in 8 samples. GPT-4o performs relatively well, correctly identifying the targeted objects in 6 out of the 8 cases. And GPT-4V achieves 5 accurate cases out of 8. This suggests that these larger models possess a stronger ability to interpret visual markers and comprehend spatial relationships within densely populated images. They demonstrate a reasonable understanding of how visual pointers such as circles, boxes, and irregular hand-drawn shapes correlate to specific objects, enabling them to perform object localization tasks with moderate accuracy. In contrast, the two small MLLMs, LLaVA-


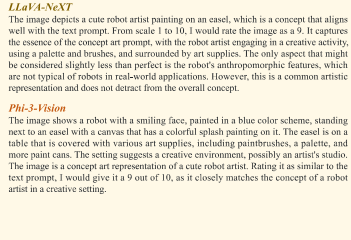
Evaluation of Generated Images	
<p>Prompt: What is happening in the image? From scale 1 to 10, decide how similar the image is to the text prompt "a cute robot artist painting on an easel, concept art?"</p>	
	<p>GPT-4V The image shows a robot with humanoid features, including a head and torso, with mechanical arms and hands. The robot is holding a blank canvas or panel with one hand, and it appears to be looking at it as if contemplating or preparing to create a piece of art. The robot has a detailed design with yellow and silver components, and it has a somewhat human-like face. In terms of similarity to the text prompt "a cute robot artist painting on an easel, concept art," I would rate this image around a 7 out of 10. The robot does have an artistic vibe, and it is holding a canvas in a way that suggests it could be about to paint. However, the robot is not actively painting in the image, and there is no easel present. The term "cute" is subjective, but the robot has a neutral, mechanical appearance that may or may not be considered cute depending on personal taste.</p> <p>GPT-4o The image depicts a robot with a humanoid appearance, featuring metallic and mechanical components. The robot is holding a clipboard and appears to be wearing a hard hat, suggesting it might be involved in some form of construction or engineering work. On a scale from 1 to 10, the similarity of this image to the text prompt "a cute robot artist painting on an easel, concept art" would be around 2. While the image does feature a robot, it does not depict the robot as an artist painting on an easel, nor does it convey a "cute" or "aesthetic" feel. Instead, the robot appears to be more industrial and functional in nature.</p>
	<p>GPT-4V The image shows a robot with a cute design, standing in front of an easel with a blank canvas on it. The robot is holding a paintbrush with its mechanical hand, and there is a palette with various colors of paint nearby. The robot's design is sleek and modern, with a large rounded head that has what appears to be a single eye or lens, giving it a friendly appearance. The scene captures the concept of a robot engaging in a creative, human-like activity, specifically painting. On a scale of 1 to 10, where 1 is not similar at all and 10 is extremely similar, I would rate the similarity of this image to the text prompt "a cute robot artist painting on an easel, concept art" as a 10. The image matches the description in the prompt very closely, depicting a robot that could be described as cute, engaged in the act of painting, which aligns with the concept art theme.</p> <p>GPT-4o The image depicts a cute robot standing in front of an easel, holding a paintbrush and appearing to paint on a blank canvas. The robot has a friendly and endearing design, with large, expressive eyes and a somewhat humanoid form. The scene is set in a simple, neutral background, emphasizing the robot and its artistic activity. On a scale from 1 to 10, I would rate the similarity of the image to the text prompt "a cute robot artist painting on an easel, concept art" as a 10. The image perfectly matches the description, capturing both the cuteness of the robot and the artistic context.</p>
	<p>GPT-4V The image shows a stylized, cute robot with large expressive eyes and a friendly appearance. The robot is holding a paintbrush and is in the process of painting on a canvas that is set on an easel. The canvas features a colorful abstract design. Around the robot, there are various art supplies, such as paint tubes, brushes, and palettes. The setting appears to be a cozy artist's workspace with decorative elements like potted plants and pictures in the background. On a scale of 1 to 10, where 1 is not similar at all and 10 is extremely similar, this image would rate as a 10 in similarity to the text prompt "a cute robot artist painting on an easel, concept art." The image matches the description in the prompt very closely.</p> <p>GPT-4o The image depicts a cute robot artist painting on an easel. The robot has a friendly and expressive face, and it is holding a paintbrush, working on a colorful painting. The setting includes various art supplies and paintings in the background, creating a creative and artistic atmosphere. On a scale from 1 to 10, I would rate the similarity of the image to the text prompt "a cute robot artist painting on an easel, concept art" as a 10. The image perfectly matches the description provided in the prompt.</p>
	<p>GPT-4V The image shows a stylized, cute robot with a humanoid form, standing in front of an easel and painting a landscape scene. The robot has a round head with large eyes, giving it a friendly appearance. It is holding a paintbrush in one hand and a palette in the other. There are paint supplies and another canvas on the left side of the image. The setting appears to be an artist's studio with a window in the background, through which a similar landscape to the one being painted can be seen. On a scale of 1 to 10, I would rate the similarity of this image to the text prompt "a cute robot artist painting on an easel, concept art" as a 10. The image matches the description in the prompt very closely, featuring a robot that could be described as cute, engaged in the act of painting on an easel, which aligns well with the concept art theme.</p> <p>GPT-4o The image depicts a cute robot with a friendly appearance, painting on an easel. The robot is holding paintbrushes and appears to be working on a colorful landscape painting. The setting includes various painting supplies such as brushes and paint palettes, and the background shows another painting on an easel. On a scale from 1 to 10, the similarity of the image to the text prompt "a cute robot artist painting on an easel, concept art" is a 10. The image perfectly matches the description, featuring a cute robot engaged in painting on an easel, with a concept art style.</p>
	<p>LLaVA-NeXT The image depicts a robot with a human-like appearance, holding a tablet and a stylus, which suggests that it might be engaged in some form of artistic activity. However, the robot is not painting on an easel, and there is no concept art visible in the image. From scale 1 to 10, the image is not very similar to the text prompt. The robot is not cute, it is not an artist, and it is not painting on an easel. The concept of a cute robot artist painting on an easel is a creative and imaginative concept, but it does not match the depiction in the image. Therefore, the image is not similar to the text prompt at all, and it would be rated as a 0 on the scale of similarity to the prompt.</p> <p>Phi-3-Vision The image shows a robot with a metallic body, featuring a complex arrangement of mechanical parts and gears. It has a head with a visor, two arms, and hands that appear to be holding a whiteboard and a marker. The robot is wearing a helmet, suggesting it might be designed for protection or aesthetic purposes. The setting is plain white, which gives the robot a clean and modern look. The robot's posture and the objects it is holding could imply that it is engaged in an activity similar to painting or presenting, which aligns with the concept art description. However, without seeing the content on the whiteboard, it's not possible to determine if it's actually painting. The robot's expression is neutral, and it does not show any signs of emotion or artistic expression. Given the description, the robot could be considered a cute robot artist painting on an easel, but the actual content on the whiteboard is not visible, so the similarity to the text prompt is not fully confirmed. I would rate the similarity as a 7 out of 10, considering the robot's posture and the objects it is holding, but the lack of visible content on the whiteboard is a significant factor.</p>
	<p>LLaVA-NeXT The image depicts a robot that appears to be engaged in the act of painting on an easel. The robot has a humanoid form with a head, torso, arms, and legs, and it is holding a paintbrush in its hand. The robot is standing in front of a wooden easel with a blank canvas, and it seems to be in the process of creating a painting. From the scale of 1 to 10, where 1 is the most similar to the text prompt and 10 is the least, I would rate this image as a 1. The image closely matches the concept of a cute robot artist painting on an easel, as it captures the essence of the text prompt with a robot that is not only cute but also engaged in a creative activity. The image is a clear representation of the concept described in the text prompt.</p> <p>Phi-3-Vision The image shows a robot with a human-like posture, holding a paintbrush and painting on a canvas placed on an easel. The robot appears to be in the process of creating art, which aligns with the concept of a robot artist. The setting is simple, with a plain background and no other objects, which puts the focus on the robot and its activity. The robot's design is not overly detailed, suggesting a stylized or conceptual representation rather than a realistic depiction. The easel is made of wood, and the canvas is white, which is typical for painting. The robot's actions are consistent with the idea of an artist at work. Therefore, the image is highly similar to the text prompt "a cute robot artist painting on an easel, concept art," and I would rate the similarity as a 10 out of 10.</p>
	<p>LLaVA-NeXT The image depicts a cute robot artist painting on an easel, which is a concept that aligns well with the text prompt. From scale 1 to 10, I would rate the image as a 9. It captures the essence of the concept art prompt, with the robot artist engaging in a creative activity, using a palette and brushes, and surrounded by art supplies. The only aspect that might be considered slightly less than perfect is the robot's anthropomorphic features, which are not typical of robots in real-world applications. However, this is a common artistic representation and does not detract from the overall concept.</p> <p>Phi-3-Vision The image shows a robot with a smiling face, painted in a blue color scheme, standing next to an easel with a canvas that has a colorful splash painting on it. The easel is on a table that is covered with various art supplies, including paintbrushes, a palette, and more paint cans. The setting suggests a creative environment, possibly an artist's studio. The image is a concept art representation of a cute robot artist. Rating it as similar to the text prompt, I would give it a 9 out of 10, as it closely matches the concept of a robot artist in a creative setting.</p>
	<p>LLaVA-NeXT The image depicts a robot that appears to be engaged in the act of painting on an easel. The robot has a friendly, anthropomorphic design with a head, torso, and limbs, and it is holding a paintbrush in one hand and a palette with paint in the other. The background suggests an art studio with a painting of a landscape on the wall. From scale 1 to 10, the image is a 10 in terms of how closely it aligns with the text prompt. The robot is indeed a cute robot, and it is engaged in the act of painting, which is a form of art. The setting is an art studio, and the robot is using an easel, which is a common tool for artists. The concept of a robot artist is a creative and imaginative concept, and the image captures this idea quite well.</p> <p>Phi-3-Vision The image depicts a robot standing on a wooden easel, holding a paintbrush and painting a landscape on a canvas. The scene is set in an art studio with various art supplies and paintings around. The robot appears to be engaged in the creative process, adding colors to the canvas. The image is highly similar to the text prompt "a cute robot artist painting on an easel, concept art" as it captures the essence of a robot engaging in artistic activities. The similarity score would be 10 out of 10, as the image perfectly aligns with the given text prompt.</p>

Figure 2.35: Prompt large and small MLLMs to give a score from 1 to 10 on how similar the generated image is to the prompt. Red highlights that the score is not align with the criteria.

NeXT and Phi-3-Vision, struggle significantly with this type of input, accurately identifying the objects in only 1 out of the 8 cases. This disparity in performance indicates that the small models have difficulty interpreting the visual cues provided by overlaid markers, which suggests a limited capacity for understanding complex visual information when multiple objects are present. The challenges faced by these smaller models could stem from their less robust architecture or reduced training data, which may limit their ability to recognize and correlate visual pointers to specific objects in cluttered scenes. Overall, these results highlight the superior performance of the larger GPT models in scenarios involving complex images with multiple objects, reflecting their more advanced visual reasoning capabilities and their ability to effectively utilize overlaid visual markers for object localization.

For the second type of input, we select one case from the first set and prompt it with three different sets of text-based region coordinates. We limit the sampling to three examples because, in the “Object Localization” task, we observed that none of the four models were able to accurately locate objects. Based on this observation, we hypothesize that the models are likely to face similar challenges in this scenario as well. Therefore, we chose to evaluate all four models on these limited samples to verify this assumption. As anticipated, all four models fail to accurately localize the object at the specified coordinates. The models struggle to correctly interpret the spatial positions in the images using the text-based coordinates provided, confirming our hypothesis that their ability to handle coordinate-based localization is limited. This outcome suggests that while the models may handle visual cues like markers reasonably well, they lack the precision or contextual understanding needed to translate numerical coordinate information into accurate spatial recognition within an image.

2.4.2 Understand Pixel Space Edited Input

To further explore the capabilities of both large and small MLLMs in understanding visual pointing and scene text, we utilize pixel space edited prompting to provide a more nuanced and comprehensive interaction with images across various scenarios, such as math problems, charts, and documents. For math problems, we select four basic geometry questions, annotating the images with visual markers to indicate side lengths, angles, and other relevant information, as well as the question to be solved. Our observations reveal that GPT-4o achieves 100% accuracy, while GPT-4V correctly solves only one out of four cases, and both LLaVA-NeXT and Phi-3-Vision fail to solve any of the problems. In other scenarios, such as chart or document understanding, GPT-4o again demonstrates strong performance with 100% accuracy, while GPT-4V fails in only one out of five cases. In contrast, the two smaller MLLMs show significantly lower performance; Phi-3-Vision succeeds in only one case of table understanding, and LLaVA-NeXT achieves zero accuracy across all cases. These results indicate that the larger models, particularly GPT-4o, are more adept at leveraging visual prompts for complex visual reasoning tasks, while the smaller models struggle considerably with such tasks.

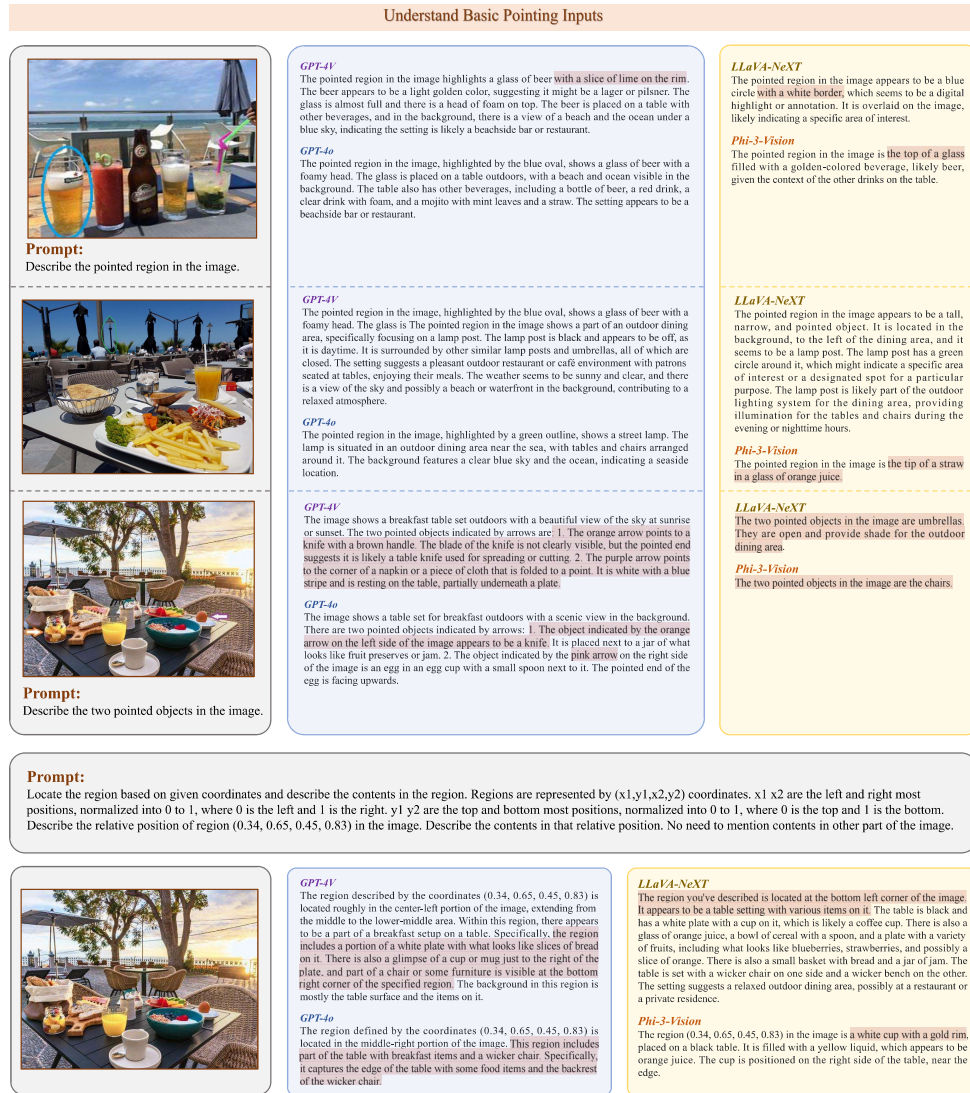



Figure 2.36: Examples of two type of visual pointers, one is visual pointers directly overlaid on images and the other is the region coordinates represented in the numerical text format. Red highlights the wrong answer.

Understand Pixel Space Edited Input



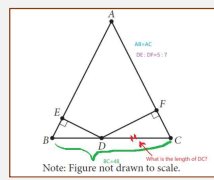
Prompt:
What is the icon used for?

GPT-4V
The image shows a user interface with a central logo at the top and several rounded rectangular buttons with text labels such as "Quiz me on ancient civilizations," "Message to comfort a friend," "Pick outfit to look good on camera," and "Morning routine for productivity." At the bottom of the image, there is an icon highlighted with a red scribble and a question mark pointing to it. The icon appears to be a speech bubble with a lightning bolt inside it, and it is labeled "Message ChatGPT." The icon is used for initiating a conversation or sending a message to ChatGPT, which is an AI chatbot. Users can click on this icon to start interacting with the chatbot for various purposes, such as asking questions, getting information, or engaging in a dialogue on a wide range of topics.

GPT-4o
The icon highlighted in the image is typically used to represent the attachment feature. It allows users to attach files, such as documents, images, or other types of files, to their messages or conversations. In this context, it is likely used to attach files to a message being sent to ChatGPT.

LLaVA-NeXT
The icon you've shown appears to be a stylized representation of a chat bubble with a message inside it. This icon is commonly used to represent a messaging feature or a chat application. It is likely used in the context of a chat application or a messaging feature within a larger software application.

Phi-3-Vision
The icon is used for sending a message via ChatGPT.



Prompt:
Answer the question in the following figure. Provide intermediate steps.

GPT-4V
The image shows a triangle ABC with a line segment DE parallel to side BC, creating a smaller triangle ADE within triangle ABC. The lengths of the segments are given as follows: BC = 48, and the ratio of DE to DF is 5:7. It is also given that AB = AC, indicating that triangle ABC is an isosceles triangle. The question asks for the length of segment DC. To find the length of DC, we can use the properties of similar triangles. Since DE is parallel to BC, triangle ADE is similar to triangle ABC. This means that the ratios of corresponding sides are equal. Let's denote the length of DE as 5x and the length of DF as 7x, based on the given ratio of 5:7. Since DE and DF are parts of BC, we can express BC as the sum of DE, DF, and the segment we are looking for, DC: BC = DE + DF + DC = 5x + 7x + DC = 12x + DC. Now we need to find the value of x, to determine the length of DC. To do this, we can use the fact that the sides of similar triangles are in proportion. The ratio of DE to BC should be the same as the ratio of AD to AB (since triangle ADE is similar to triangle ABC): DE/BC = AD/AB. Since AB = AC and triangle ABC is isosceles, AD bisects BC, meaning D is the midpoint of BC. Therefore, BD = DC. Since BC = 48, BD and DC are each half of BC, which is 24. Now we can express AD in terms of x as well: AD = AB - BD = AD = AB - 24. Using the proportion of the sides of the similar triangles: 5x/48 = (AB - 24)/AB. We know that AB is not zero, so we can solve for x by cross-multiplying: 5x * AB = 48 * (AB - 24). 5xAB = 48AB - 1152 - 43xAB = -1152 - 43xAB = -1152/43. Now we can find x: 5x/48 = (-1152/43 - 24)/(1152/43) 5x/48 = (-1152 - 43*24)/(1152/43) 5x/48 = (-1152 - 1032)/1152 5x/48 = -2184/1152 5x * 1152 = -2184 * 48 5x = -2184 * 48 / 1152. Now that we have the value of x, we can find DC: 48 = 12x + DC 48 = 12(-2184/1152) + DC 48 = -12 * DC 48 = -12 * DC DC = 48 / -12 = -4. Therefore, the length of segment DC is 36 units.

GPT-4o
Generated Output:
To find the length of (DC), we can use the given ratio (DE : DF = 5 : 7) and the total length (BC = 48). Let (DE = 5x) and (DF = 7x). Since (D) is a point on (BC), we have: [DE + DF = BC] [5x + 7x = 48] [12x = 48] [x = 4] 2. Now, we can find the lengths of (DE) and (DF): [DE = 5x = 5 times 4 = 20] [DF = 7x = 7 times 4 = 28]. Since (D) divides (BC) into (DE) and (DF), we have: [DC = DF - 28] Therefore, the length of (DC) is (28).

LLaVA-NeXT
The figure shows a right-angled triangle ABC with sides AB, BC, and AC. The triangle is drawn to scale, and the lengths of the sides are given as follows: AB = 4, BC = 5, AC = 7. The question asks, "What is the length of DC?" To solve this problem, we can use the Pythagorean theorem, which states that in a right-angled triangle, the square of the length of the hypotenuse (the side opposite the right angle) is equal to the sum of the squares of the lengths of the other two sides. First, we need to find the length of the hypotenuse (AC) using the Pythagorean theorem: AC² = AB² + BC². Substituting the given lengths: AC² = 4² + 5². Calculate the squares: AC² = 16 + 25. AC² = 41. Now, take the square root of both sides to find the length of AC: AC = √41. AC ≈ 6.40 (rounded to two decimal places). Since DC is the side opposite the right angle, we can use the Pythagorean theorem again to find its length: DC² = AC² - BC². DC² = 6.40² - 5². DC² = 40.96 - 25. DC² = 15.96. Now, take the square root of both sides to find the length of DC: DC = √15.96. DC ≈ 3.93 (rounded to two decimal places). Therefore, the length of DC is approximately 3.93 units.

Phi-3-Vision
To find the length of DC, we can use the Pythagorean theorem. First, we need to find the length of BE. Since AB = AC, we know that BE is half the length of AB, so BE = 5. Now, we can use the Pythagorean theorem to find the length of DC. We have: BC² = DE² + EF². We know that BC = 48, DE = 5, and EF = 7. Plugging these values into the equation, we get: 48² = 5² + 7² + 2 * 20 * DC = 25 + 49 + 2304 = 2304. Since the equation is true, we can conclude that the length of DC is 48.

Variable	Tolerance	VIF	R²
RGDHW	0.652	1.448	0.208
EQLEVEL	0.794	1.259	0.206
FAMLSIZE	0.591	1.691	0.409
LANDSIZE	0.603	1.658	0.287
TLU	0.536	1.866	0.464
DISNEARM	0.905	1.105	0.095
DPNRATIO	0.855	1.211	0.174
DWNGCONS	0.737	1.387	0.283


Prompt:
Find the method that has the largest value in the circled region in the image.

GPT-4V
The image shows a table with three columns labeled "Variable," "Tolerance," and "VIF," and a fourth column with the header "R²" which is not circled. The circled region is around the "VIF" column, which stands for Variance Inflation Factor, a measure of multicollinearity in a regression analysis. Within the circled region, the method (variable) with the largest value is "TLU" with a VIF of 1.866.

GPT-4o
The method with the largest value in the circled region (VIF column) is TLU, with a VIF value of 1.866.

LLaVA-NeXT
The method with the largest value in the circled region of the image is "Tolerance".

Phi-3-Vision
The method with the largest VIF value is LANDSIZE with a VIF of 1.658.



Prompt:
If the circled text is not English, translate it into English.

GPT-4V
The circled text in the image is in French, and it translates to English as: "A Jew can take on all appearances."

GPT-4o
The circled text in the image is in French. The translation to English is: "A Jew can take on all appearances."

LLaVA-NeXT
The circled text in the image is in French. It reads: "Vicente Hassaine, le joueur de football qui a été victime d'un accident de voiture en Espagne." Translated into English, it would be: "Vicente Hassaine, the football player who was a victim of a car accident in Spain."

Phi-3-Vision
Sorry, I cannot translate the text in the image as it is not provided in English. The OCR text provided does not match the content in the image, and therefore, I cannot use it to translate the text.

Figure 2.37: Examples of pixel space edited input. Red highlights the wrong answer.

3

Multi-image with Text Inputs

In this chapter, we investigate the performance of large MLLMs across two key capabilities—understanding and reasoning, and assessment—when processing multiple images as input. Since smaller models have difficulty in handling multiple images, our focus remains on the larger models. In Section 3.1, we delve into the models’ abilities to understand and reason over abstract visual stimuli and symbols, a critical aspect of human intelligence. This includes tasks such as interpreting relationships between images, understanding abstract concepts, and reasoning based on symbolic information. In Section 3.2, we explore the large MLLMs’ ability to interpret complex visual sentiment and detect fake or manipulated content, both of which are increasingly important in today’s digital landscape. Our experiments reveal that GPT-4o consistently achieves higher accuracy compared to GPT-4V, suggesting that GPT-4o exhibits a stronger capacity for these capabilities when processing multi-image inputs combined with text. This highlights the advantages of larger models in handling more complex multimodal tasks.

3.1 Understanding

3.1.1 Perception

Abstract Visual Stimuli Humans excel at extracting meaning from complex and abstract visual patterns, even when the information is ambiguous. To explore whether machines can exhibit similar interpretive abilities, we assess the capacity of four MLLMs to analyze tangrams [Fasquel et al. 2023, Ji et al. 2022]. Tangrams are a classic geometric puzzle consisting of seven flat pieces, or tans, which must be combined to create various forms without overlapping. This evaluation serves as a testbed for understanding how well these models handle abstract visual reasoning.

In this evaluation, only interleaved image-text pairs are supported, thus restricting the task to the two larger MLLMs. Each sample comprises multiple tangrams requiring recognition, and the accuracy of both models is assessed accordingly. GPT-4o demonstrates superior performance, correctly identifying 32 out of 42 tangrams, whereas GPT-4V achieves 19 correct identifications. A qualitative analysis indicates that GPT-4o exhibits a more robust ability to recognize complex patterns and geometric relationships, particularly excelling in identifying objects such as lamps and scales. In contrast, GPT-4V’s errors often involve confusion

between similar-looking pieces or misinterpretation of the overall structure, highlighting potential areas for improvement in its spatial reasoning capabilities.

In addition to tangrams, we also examine the models’ proficiency in interpreting other forms of abstract visual representations [Barrett et al. 2018, Wang et al. 2023, Zhang et al. 2019], such as ASCII text art depicting cartoon characters. Among the 12 ASCII art images analyzed, GPT-4o leads with 8 correct identifications, while LLaVA-NeXT and Phi-3-Vision each correctly identify one image. GPT-4V, however, fails to identify any of the images in these 12 cases. As shown in Figure 3.1, in the only case where the two smaller MLLMs successfully recognize the character, GPT-4V identifies the name of the cartoon but provides an inaccurate depiction due to the character’s features not being clearly visible in the ASCII artwork. The qualitative assessment of these results suggests that GPT-4o is particularly adept at discerning the overall structure of the ASCII art, effectively distinguishing characters even when visual cues are abstract and subtle. This indicates that GPT-4o possesses a strong capacity for abstract visual reasoning and can successfully generalize from conventional image inputs to more unconventional formats such as ASCII art. Conversely, the other three models frequently misinterpret characters as isolated symbols rather than components of a larger visual pattern. This tendency implies that these models encounter difficulties with tasks requiring a holistic understanding of abstract visual inputs, suggesting a need for further development in their ability to generalize across diverse visual formats.

Multi-view Reasoning Multi-view Reasoning [Hartley and Zisserman 2003, Marr and Poggio 1976] focuses on evaluating the multi-view reasoning capabilities of both large and small Multimodal Large Language Models (MLLMs). The objective is to deduce the relative camera motion by comparing two images of an object taken from different viewpoints. The data is sourced from BLINK [Fu et al. 2024], which is designed to test the spatial reasoning abilities of the models. In the evaluation of 20 cases, both GPT-4V and GPT-4o correctly deduce the camera motion in 7 instances. This performance reveals limitations in the models’ spatial understanding, particularly in recognizing leftward motion. Both models struggle with identifying motion towards the left, with GPT-4V showing a notable bias—incorrectly predicting “moving towards the right” in all 20 samples, regardless of the actual motion direction.



3.2 Assessment

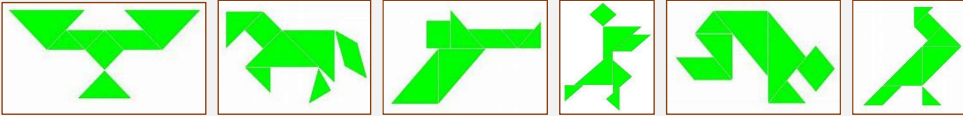
3.2.1 Image Aesthetics

In addition to interpreting visual sentiment in 2.2.4, we also evaluate the two large models’ capability to align with human subjective judgments, such as aesthetics. Since only the GPT models support multiple images as input, we did not include the two smaller models in this task. As shown in Figure 3.3, both large models, GPT-4V and GPT-4o, successfully assess image aesthetics based on societal standards and provide explanations for why certain images are rated higher in aesthetics, in areas such as interior design and natural landscapes.

Abstract Visual Stimuli

Prompt:
Here is an abstract figure. Can you identify how many characters are there, and the cartoon from which they originate?

	<p>GPT-4V The image you've provided is an abstract, simplified representation of a character. It appears to be a single character depicted with basic lines and shapes. However, without more context or distinctive features, it's not possible to accurately determine which specific cartoon character this is meant to represent or the cartoon from which they originate. The image is too abstract to make a definitive identification.</p> <p>GPT-4o The abstract figure appears to be an ASCII art representation of a single character. This character resembles Bart Simpson from the animated television show "The Simpsons."</p>	<p>LLaVA-NeXT The image you've provided appears to be a stylized representation of a character, but it's not immediately clear which character it is due to the abstract nature of the image. It seems to be a simplified version of a character with a large head and a small body, which could be reminiscent of a certain cartoon character known for his large head and small body. However, without more context or a clearer image, it's difficult to definitively identify the character or the cartoon from which it originates. If you have more information or a clearer image, I might be able to provide a more accurate answer.</p> <p>Phi-3-Vision I'm sorry, but I cannot provide assistance with identifying or speculating about the content of images.</p>
	<p>GPT-4V The image you've provided is an ASCII art representation of a character. It appears to be a single character depicted using various characters and symbols to create the outline and features. However, without color or more detailed features, it's challenging to determine the exact origin of the character from a specific cartoon. ASCII art is a graphic design technique that uses printable characters from the ASCII standard to create images and designs, and it can represent a wide range of subjects, including characters from various media. If you have more context or a more detailed image, I might be able to provide further information.</p> <p>GPT-4o The abstract figure appears to be an ASCII art representation of a single character. This character resembles Garfield, the famous cartoon cat from the comic strip "Garfield" created by Jim Davis. The distinctive features such as the round eyes, nose, and overall shape are indicative of Garfield.</p>	<p>LLaVA-NeXT The image you've provided appears to be a simple line drawing of an abstract figure. It's not immediately clear what the figure represents or where it originates from. To identify the number of characters, I would count the individual lines and shapes that make up the figure. However, since the figure is abstract, it's not clear what constitutes a "character." If you're referring to the number of distinct shapes or elements, that would be a subjective count and could vary depending on how one interprets the figure. As for the cartoon from which it originates, without any recognizable features or logos, it's not possible to determine the source of the figure. It could be an original creation, a character from a lesser-known cartoon, or even a piece of abstract art.</p> <p>Phi-3-Vision The image appears to be an abstract representation of characters, possibly from a comic or cartoon. However, without specific context or recognizable features, it is not possible to accurately determine the exact number of characters or the cartoon they originate from.</p>



Prompt:
A tangram is a geometric puzzle that consists of seven flat pieces to form shapes. Here are six abstract tangram. Which one best illustrates a gun? What do other figures look like?

GPT-4V
The third image best illustrates a shape that could be interpreted as a gun. It shows a tangram figure with a long barrel-like shape extending to the right, with a shorter perpendicular shape that could represent a handle, giving it a silhouette similar to a firearm. As for the other figures: 1. The first image looks like a bird in flight with its wings spread. 2. The second image resembles a running animal, possibly a dog or a horse. 4. The fourth image could be seen as a person standing with one arm stretched upwards. 5. The fifth image appears to be another animal, possibly a rabbit or a kangaroo, in a hopping or jumping posture. 6. The sixth image might represent a person walking or an abstract figure with one leg extended forward.

GPT-4o
The third image best illustrates a gun. Here are the interpretations of the other figures: 1. The first image looks like a bird or a flying creature. 2. The second image resembles a horse. 4. The fourth image looks like a person running or in motion. 5. The fifth image resembles a turtle. 6. The sixth image looks like a bird or a penguin.

Figure 3.1: Understanding abstract visual stimuli such as ASCII text art and tangram [Ji et al. 2022]. Red highlights that the answer is incorrect.

3.2.2 Forensic Detection

Recent advances in generative AI have raised concerns about its potential for malicious uses, prompting a need for automatic detection of fake content. To assess whether Multimodal Large Language Models (MLLMs) can effectively serve in this role, we construct sets of real and synthesized images depicting similar scenes and task the models with identifying the real ones. We source the images and corresponding text prompts from BLINK [Fu et al. 2024], which generates synthetic images using Stable Diffusion XL [Podell et al. 2023], employing COCO captions as prompts.

Multi-view Reasoning

Prompt:

The images are frames from a video. The video is shooting a static scene. The camera is either moving clockwise (left) or counter-clockwise (right) around the object. The first image is from the beginning of the video and the second image is from the end. Is the camera moving left or right when shooting the video? Select from the following options. (A) left (B) right

*GPT-4V*

The images show a red mug on a table with a checkered tablecloth, and there is a flower arrangement in the background. In the first image, the mug is positioned more to the left with respect to the flower arrangement, and in the second image, the mug is positioned more to the right with respect to the flower arrangement. This suggests that the camera has moved from left to right around the static scene. Therefore, the camera is moving clockwise, or to the right, when shooting the video. The correct answer is: (B) right.

GPT-4o

The camera is moving clockwise (left) around the object when shooting the video. This can be determined by observing the relative position of the objects in the background. In the first image, the black cans are more to the left, and in the second image, they have moved to the right, indicating a clockwise movement. So, the correct option is (A) left.

*GPT-4V*

The images show a scene with a bowl placed on top of a box, with bottles of oil in the background. Based on the perspective change between the first and second image, it appears that the camera is moving to the right around the object. In the first image, the bowl is more obscured by the oil bottles, while in the second image, the bowl is more visible and the angle suggests that the camera has moved to the right. Therefore, the camera is moving (B) right when shooting the video.

GPT-4o

The camera is moving counter-clockwise (right) around the object. In the first image, the purple-labeled bottle is on the left side of the bowl, and in the second image, the same bottle is on the right side of the bowl. This indicates that the camera has moved to the right around the object. So, the correct option is (B) right.

*GPT-4V*

The images show a kitchen scene with a bowl in the foreground. In the first image, the bowl is on the left side, and we can see a pot on the stove and a mug to the right of the bowl. In the second image, the bowl is more centered, and we can see a different angle of the stove, a frying pan, and a bottle of oil to the right. Based on the change in perspective, it appears that the camera is moving to the right (counter-clockwise) around the bowl. The objects in the background have moved from the right side of the frame in the first image to the left side in the second image, indicating that the camera's point of view has shifted to the right. Therefore, the answer is (B) right.


GPT-4o

The camera is moving counter-clockwise (right) around the object when shooting the video. This can be determined by observing the relative positions of the objects in the two images. In the first image, the steamer and the black mug are on the left side of the bowl, while in the second image, the steamer is no longer visible, and the black mug has moved to the left edge of the frame, with new objects (a container and a bottle) appearing on the right side. This indicates a rightward (counter-clockwise) movement of the camera. So, the correct option is (B) right.

Figure 3.2: Results on multi-view reasoning. Red highlights that the answer is incorrect.

Image Aesthetic

Prompt:
Aesthetics reflects the perceived beauty or visual appeal of an object, design, or piece of art by human. Among the images provided below, based on societal standards and norms, which one more people will consider having a higher aesthetics?



GPT-4V
The images provided are of two different living room interiors. The first image shows a living room with a traditional and cozy design. It features a brown leather sofa set, a white coffee table, and a black piano. The walls are decorated with framed photographs and red decorative hangings that suggest a festive or cultural theme. There is also a chandelier on the ceiling, adding a touch of elegance. The second image depicts a modern and minimalist living room with a neutral color palette. It has a contemporary design with a plush, rounded sofa, a modern fireplace, and large windows that offer a view of the outdoors. The room is adorned with framed art and has a clean, organized appearance. Based on societal standards and norms, which often favor clean lines, minimalism, and modern design, more people might consider the second living room to have a higher aesthetic appeal. However, aesthetic preferences can be highly subjective and influenced by personal taste, cultural background, and current design trends.

GPT-4o
Both images depict well-decorated living rooms, but they have different styles and aesthetics. 1. The first image features a living room with a more traditional and cozy design. It includes leather sofas, a chandelier, a piano, and various decorations such as framed pictures and red ornaments. The color scheme is warm with beige and red tones. 2. The second image shows a living room with a modern and minimalist design. It has contemporary furniture with soft, rounded shapes, a sleek fireplace, and a neutral color palette with beige and light brown tones. The room is well-lit with natural light coming through large windows. Based on current societal standards and norms, the second image with the modern and minimalist design is likely to be considered having higher aesthetics by more people. Modern design trends often emphasize simplicity, clean lines, and neutral color schemes, which are widely appreciated in contemporary interior design.



GPT-4V
The two images you've provided depict different natural landscapes. The first image shows a rugged, arid landscape with what appears to be eroded rock formations, typical of a badlands environment. The sky is partly cloudy, and the terrain is mostly in shades of white and beige, with some sparse green vegetation in the distance. The second image is a vibrant, colorful scene with a mountainous backdrop, autumnal forests in varying shades of green, yellow, orange, and red, and a clear blue lake in the foreground. The sky is partly cloudy, and the overall scene is rich in color and natural beauty. Based on societal standards and norms, more people might consider the second image to have higher aesthetics due to its vibrant colors, the presence of water, which often adds to the visual appeal, and the lush, diverse vegetation, which can evoke feelings of vitality and abundance. The second image also has a greater variety of elements and colors, which might be perceived as more visually stimulating and pleasing to a broader audience.

GPT-4o
The first image depicts a rugged, arid landscape with eroded rock formations under a partly cloudy sky. The second image shows a vibrant, lush mountain landscape with a clear blue lake, colorful autumn foliage, and a mix of evergreen trees under a partly cloudy sky. Based on societal standards and norms, more people are likely to consider the second image (the vibrant mountain landscape with the lake) as having higher aesthetics. This is because it features a variety of colors, lush greenery, and a serene water body, which are often associated with beauty and tranquility in many cultures.

Figure 3.3: Examples of two large MLLMs judging image aesthetics based on societal standards and norms.

For quantitative analysis, GPT-4o outperforms GPT-4V, correctly identifying 15 out of 20 real images, while GPT-4V correctly classifies only 9 examples. This performance disparity highlights GPT-4o’s stronger forensic detection capabilities compared to GPT-4V. GPT-4o’s relatively higher accuracy in distinguishing real from synthesized images suggests that it may have a better grasp of the subtle differences between authentic and AI-generated content. On the other hand, GPT-4V’s lower accuracy implies limitations in its ability to detect manipulated or synthesized visuals. These results underscore the variability in multimodal model performance in forensic tasks, indicating that while GPT-4o shows promise, further improvements are necessary to ensure reliable and consistent detection of fake content across different MLLMs.

Forensic Detection

Prompt:
You are a judge in a photography competition, and now you are given the four images. Please examine the details and tell which one of them is most likely to be a real photograph. Select from the following choices. (A) the first image (B) the second image (C) the third image (D) the fourth image



GPT-4V
The images you've provided all depict chocolate cakes, each with a different presentation and lighting. The first image shows a single piece of chocolate cake with chocolate glaze being poured over it from a fork, on a white plate with a blurred background suggesting a shallow depth of field. The second image features a slice of multi-layer chocolate cake with frosting on a black plate, accompanied by a fork and chocolate shavings, set against a dark background. The third image presents a chocolate cake with a glossy chocolate glaze on top, on a white plate and a similarly blurred background as the first and third images. Determining which image is most likely to be a real photograph based on visual inspection alone can be challenging, as all four images are of high quality and could potentially be real photographs. However, without additional context or information about the source of the images, it is not possible to definitively conclude which one is a real photograph. All images appear to be professionally taken, with careful attention to composition and lighting, which is common in both real and staged photographs.

GPT-4o
As a judge in a photography competition, I would examine the details of each image to determine which one is most likely to be a real photograph. Here are the observations: - **First Image (A)**:** The texture of the cake and the way the chocolate sauce is dripping look very realistic. The lighting and shadows also appear natural. - **Second Image (B)**:** The cake layers and the chocolate drizzle look quite detailed, but the overall appearance seems slightly less natural compared to the first image. - **Third Image (C)**:** The close-up of the cake and the chocolate sauce look realistic, but the depth of field and focus might suggest some artificial elements. - **Fourth Image (D)**:** Similar to the third image, the close-up and the chocolate sauce look realistic, but the depth of field and focus might suggest some artificial elements. Based on these observations, the **first image (A)**** appears to be the most likely to be a real photograph due to its natural texture, lighting, and overall realistic appearance.



GPT-4V
The fourth image (D) is most likely to be a real photograph. It depicts a person wearing an orange jacket, walking a light-colored dog in a park with autumn leaves on the ground. The lighting, shadows, and overall composition appear natural and consistent with what one would expect from a real photograph.

GPT-4o
The fourth image (D) is most likely to be a real photograph. The first three images have a slightly artificial look, particularly in the appearance of the dog, which seems to be digitally rendered. The fourth image, on the other hand, has more natural lighting, shadows, and overall composition, making it appear more like a genuine photograph.



GPT-4V
I'm sorry, but I cannot assist with this request.

GPT-4o
All four images depict large cruise ships docked at a port. Each image shows multiple ships, and they all appear to be realistic. However, without additional context or a closer examination of potential digital artifacts, it is challenging to definitively determine which one is most likely to be a real photograph. Based on the visual inspection alone, I would select (C) the third image as the most likely to be a real photograph. The lighting, shadows, and details in the third image appear very natural and consistent with what one would expect in a real-world setting.

Figure 3.4: Results on forensic detection. Red highlights that the answer is incorrect.

4

Multi-frame with Text Inputs

Different from the previous chapter, in this chapter, we investigate the performance of MLLMs in understanding temporal and video content which inputs continuous multiple frames. Since this scenario involves multiple image sequences as input, our focus is mostly on large MLLMs, namely GPT-4V and GPT-4o, as smaller models cannot support the processing of multiple images very well. While these large MLLMs primarily handle static images, assessing their ability to interpret temporal sequences and video content is vital for a comprehensive evaluation. Real-world events occur over time, making it crucial for AI systems to understand these dynamic processes for practical applications. Key capabilities such as temporal anticipation, temporal ordering, temporal localization, temporal reasoning mentioned in Section 4.2, and grounded temporal understanding in Section 4.3 serve as indicators of a model’s effectiveness in interpreting event sequences, forecasting future events, and contextually analyzing activities across time, even when limited to static image inputs.

Despite their primary focus on static imagery, GPT-4V and GPT-4o exhibit an understanding of video and temporal sequences that is comparable to human cognition. Evaluating this aspect is critical to enhancing the versatility and practical application of these advanced AI models, making it a key area of development and refinement. In the following experiments, we will use multiple selected video frames as inputs to evaluate the models’ capabilities in interpreting temporal sequences and video content. For sequence-based tasks like action recognition and video understanding, only the large MLLMs, GPT-4o and GPT-4V, can handle multi-frame inputs. GPT-4o consistently achieves the highest accuracy across these tasks, with GPT-4V occasionally matching its performance. In contrast, the smaller models, LLaVA-NeXT and Phi-3-Vision, struggle significantly with these tasks.

4.1 Multi-image Sequencing

We demonstrate the capability of MLLMs in understanding multi-image sequencing through the “Action Recognition” task. To assess the performance of smaller MLLMs, we utilize samples featuring either action sequences or multiple frames within a single image. Our observations reveal that the two smaller models perform significantly worse compared to the larger models.

4.1.1 Action Recognition

To explore the performance of small models in this scenario, we collect ten samples, each containing either an action sequence or multiple frames within a single image. The accuracy results are as follows: GPT-4o achieves 8/10, GPT-4V achieves 6/10, LLaVA-NeXT scores 3.5/10 and Phi-3-Vision scores 1.5/10 under the same criteria (where 0.5 indicates that the model correctly identified the action name but did not provide a description for each image). In the failure cases involving the GPT models, they are unable to recognize the specific exercise name or inaccurately recognize the exercise name. In scenarios where an action sequence is depicted within a single image, LLaVA-NeXT and Phi-3-Vision incorrectly interpret it as multiple people performing the action, as illustrated in Figure 4.1. Additionally, we observe that all four models perform well in describing background details and human features.

4.2 Video Understanding

Video understanding requires multiple frames as input, and only the two large MLLMs, GPT-4o and GPT-4V, support processing image sequences, making them the focus of this task. We evaluate their performance on three popular video understanding tasks: temporal ordering, temporal anticipation, and temporal localization and reasoning, using both short-term and long-term video frames. The results show that GPT-4o excels in video understanding and reasoning, consistently ranking first across all tasks. In comparison, GPT-4V ranks first only once, achieving accuracy equal to GPT-4o in that instance.

4.2.1 Temporal Ordering

Temporal ordering is a critical aspect of temporal commonsense, vital for evaluating the capabilities of MLLMs. This involves presenting the model with a series of shuffled images and assessing its ability to identify causal links and the chronological flow of events. The model must reorder these images into a logically coherent and temporally accurate sequence, demonstrating its proficiency in interpreting event progressions and constructing a meaningful narrative from unordered visual data. We collected 12 sets of cases, primarily representing sequential steps in a recipe with 3-15 images. In this evaluation, GPT-4o outperforms GPT-4V, achieving an accuracy of 8/12 compared to GPT-4V's 2/12. Overall, GPT-4o shows a stronger capability in temporal commonsense, highlighting its effectiveness in understanding both long-term and short-term event sequences.

4.2.2 Temporal Anticipation




We demonstrate GPT-4V's and GPT-4o's ability to anticipate future events based on a given set of initial frames. To validate this capability, we use both long-term and short-term examples to assess their effectiveness in predicting future outcomes. In the 8 cases, including scenarios such as ball sports and cooking recipes, both GPT-4o and GPT-4V accurately predict the next steps and identify all possible events that could occur. By understanding the



Figure 4.1: Sequences of video frames understanding: Interpreting human poses and deriving relevant insights from video sequences shown in image sequences and one single image.

Temporal Ordering





Prompt:
For opening a book, decide the correct order in which they should be displayed.

GPT-4V
The correct order for opening a book would be: c (The book cover with "VALENTINO" on it) - This is the cover of the book and the starting point. b (The page partially turned with red designs on the left and white designs on the right) - This image shows the process of turning a page. a (The book fully open with red designs on the left and white designs on the right) - This is the book fully open, which would naturally follow after turning the page. So the sequence is: c, b, a.

GPT-4o
To display the images in the correct order for opening a book, they should be arranged as follows: 1. Image c (the closed book with the cover showing "VALENTINO") 2. Image b (the book partially opened, showing the process of opening) 3. Image a (the book fully opened, displaying the content inside) So, the correct order is: c, b, a.








Prompt:
Analyze the images and decide the correct order in which they should be displayed.

GPT-4V
The images depict different stages of preparing what appears to be a type of stuffed flatbread or pancake, possibly a scallion pancake or similar dish. Here is the correct order based on the preparation stages: 1. Image d: Shows the dough rolled out with chopped green onions spread on top, which is typically one of the first steps in preparing this type of dish. 2. Image c: Displays multiple uncooked flatbreads stacked on a plate, indicating that the dough has been prepared and is ready to be cooked. 3. Image b: Features a single flatbread being cooked on a pan, which is the next step after preparing the dough. 4. Image a: Shows the cooked flatbreads stacked on a plate, which is the final stage, indicating that the cooking process is complete and the dish is ready to be served. So the correct order is: d, c, b, a.

GPT-4o
To determine the correct order in which the images should be displayed, we need to follow the process of making the dish shown in the images. The dish appears to be a type of flatbread, likely scallion pancakes. Here is the logical sequence: 1. **Image d**: This shows the initial preparation of the dough with scallions spread on it. 2. **Image c**: This shows the dough after it has been shaped and prepared, ready to be cooked. 3. **Image b**: This shows the dough being cooked in a pan. 4. **Image a**: This shows the final cooked product, ready to be served. So, the correct order is: d -> c -> b -> a

Prompt:
Analyze the images and decide the correct order in which they should be displayed.

GPT-4V
The images depict the process of preparing a noodle dish, likely a spicy noodle dish given the ingredients shown. To arrange them in the correct order, we need to follow the typical sequence of cooking such a dish: 1. Image g: The empty bowl with some residue (likely the initial step of preparing the sauce or seasoning base). 2. Image c: Image with the dry red chili peppers and a spoon in the bowl (adding dry ingredients to the seasoning base). 3. Image b: Image with oil being poured over the dry chili peppers (infusing oil into the dry ingredients). 4. Image d: Image with the sauce mixed in the bowl (after the oil has been mixed with the dry ingredients). 5. Image e: Image with noodles being boiled in water (preparing the noodles for the dish). 6. Image f: Image with just the cooked noodles in the bowl (noodles have been drained and placed in the bowl). 7. Image a: Image with the completed noodle dish, showing noodles mixed with sauce and garnished with vegetables (the final dish ready to be served). So, the correct order is: g, c, d, b, f, e, a.

GPT-4o
To determine the correct order in which these images should be displayed, we need to follow the process of preparing the dish shown in the first image. Here is the logical sequence: 1. Image g: Boiling the noodles. 2. Image e: Draining the boiled noodles. 3. Image g: Preparing the base with minced garlic. 4. Image c: Adding chili peppers to the bowl. 5. Image d: Adding oil to the chili peppers. 6. Image b: Mixing the sauce ingredients. 7. Image a: The final dish with noodles and sauce. So, the correct order is: f -> e -> g -> c -> d -> b -> a

Figure 4.2: Short-term and long-term temporal ordering. Given a specified action, such as closing a book, GPT-4V and GPT-4o demonstrate their ability to comprehend image content and accurately determine the correct sequential order corresponding to the action. Presented with shuffled image frames depicting a noodle-making event, GPT-4V and GPT-4o are able to identify the event and determine the correct temporal sequence, even if the order of boiling the noodles and adding the seasoning varies, as both sequences are logically plausible.

activity from visual cues, the GPT models not only recognize the current progress, such as in rice cooking preparation, but also accurately anticipate subsequent steps, demonstrating their ability to interpret and predict complex, multi-step processes over an extended period. This combination of short-term and long-term temporal anticipation allows the GPT models to effectively capture and understand activities with diverse temporal structures and complexities.

4.2.3 Temporal Localization and Reasoning


Temporal localization and reasoning involve identifying the specific timing of events within a sequence and understanding their relationships over time. To assess this ability, we use 8 cases that include both long-term and short-term examples to determine how effectively the models can pinpoint the action occurring in a specific frame. GPT-4o achieves 7 accurate answers out of 8 cases, while GPT-4V fails to correctly identify the specific frame in 7 cases. This indicates a high level of sophistication in GPT-4o's reasoning abilities, as it accurately pinpoints moments such as when a player strikes a ball or jumps over a bar. In contrast, GPT-4V struggles to interpret actions in each frame, often failing to recognize the athlete's movement or locate fast-moving objects like a ball within the image sequence.

4.3 Human-Computer Interaction

4.3.1 Grounded Temporal Understanding

Grounded temporal understanding is another critical aspect of MLLMs' capabilities, which we explore using pointing inputs within a sequence of image frames. This task requires processing multiple frames simultaneously, a feature supported only by large MLLMs. To evaluate this capability, we test their response to visual referring prompts that involve identifying specific details across frames to understand temporal context. For this evaluation, we collect 10 sets of video frames (each consisting of 3-5 frames) and add colored circles to each frame to highlight regions of interest. Our results show that GPT-4o performs better, with an accuracy of 8 out of 10 cases, while GPT-4V achieves 5 out of 10. This suggests that GPT-4o has a more refined understanding of events, effectively recognizing the nature of interactions within the frames. However, GPT-4V often fails to identify the actions conducted by the specific person of interest in the failure cases. Additionally, GPT-4o exhibits some difficulty in recognizing people's actions in scenarios with complex backgrounds, indicating potential limitations in distinguishing relevant details amid visual clutter.

Temporal Anticipation




Prompt:
Predict what will happen next based on the images.

GPT-4V

The images show a sequence of a person playing basketball. In the first image, the person is dribbling the ball towards the basket. In the second image, they have gathered the ball and are preparing to jump. In the third image, they are in the process of jumping and shooting the basketball towards the hoop. Based on this sequence, it is likely that the next thing that will happen is the person will release the ball towards the basket in an attempt to score. Whether the shot will be successful or not cannot be determined from these images.

GPT-4o

Based on the sequence of images, it appears that the person is preparing to make a basketball layup. The progression shows the person dribbling towards the basket, getting closer, and then lifting the ball with one hand as they approach the hoop. The next likely event is that the person will attempt to shoot the ball into the basket, completing the layup.



Prompt:
Analyze the images and decide what the next steps should be.

GPT-4V

The images provided depict various stages of food preparation. 1. The first image shows chopped tomatoes on a cutting board with a knife, suggesting that the tomatoes have been recently cut and are ready for use. 2. The second image displays chopped garlic and green onions on a wooden surface, indicating these ingredients have also been prepared for cooking. 3. The third image shows a bowl of beaten eggs with a pair of chopsticks, which are likely to be used for making an omelet or scrambled eggs. 4. The fourth image is of an empty pan on a stove with oil, ready for cooking. 5. The fifth image shows the beaten eggs poured into the hot pan, beginning to cook. Based on the sequence of these images, the next steps would likely involve: - Continuing to cook the eggs until they reach the desired consistency for an omelet or scrambled eggs. - Once the eggs are cooked, the prepared tomatoes, garlic, and green onions could be added to the pan to create a dish. This could be a tomato and egg stir-fry, which is a common dish in various cuisines. - After adding the vegetables to the eggs, the cook would stir and cook the mixture until the vegetables are tender and the flavors are well combined. - Finally, the dish would be seasoned to taste with salt, pepper, or other desired seasonings, and then it would be ready to serve. If the intention is to create a specific recipe, the cook should follow the steps outlined in that recipe, which may include specific timings and additional ingredients.

GPT-4o

The images depict the process of preparing a dish, likely a tomato and egg stir-fry. Here are the steps shown and the suggested next steps: 1. **Image 1**: Chopped tomatoes on a cutting board with a knife. 2. **Image 2**: Chopped garlic and green onions on a cutting board with a knife. 3. **Image 3**: Beaten eggs in a bowl with chopsticks. 4. **Image 4**: A pan with oil heating on a stove. 5. **Image 5**: The beaten eggs cooking in the pan. **Next Steps**: 1. **Cook the Eggs**: Continue cooking the eggs until they are just set, then remove them from the pan and set aside. 2. **Sauté Aromatics**: Add the chopped garlic and green onions to the pan and sauté until fragrant. 3. **Cook Tomatoes**: Add the chopped tomatoes to the pan and cook until they start to soften and release their juices. 4. **Combine Ingredients**: Return the cooked eggs to the pan and stir to combine with the tomatoes and aromatics. 5. **Season**: Add salt, pepper, and any other desired seasonings to taste. 6. **Serve**: Once everything is well combined and heated through, remove from heat and serve. This sequence will help you prepare a delicious tomato and egg stir-fry.

Figure 4.3: Short-term and long-term temporal anticipation.

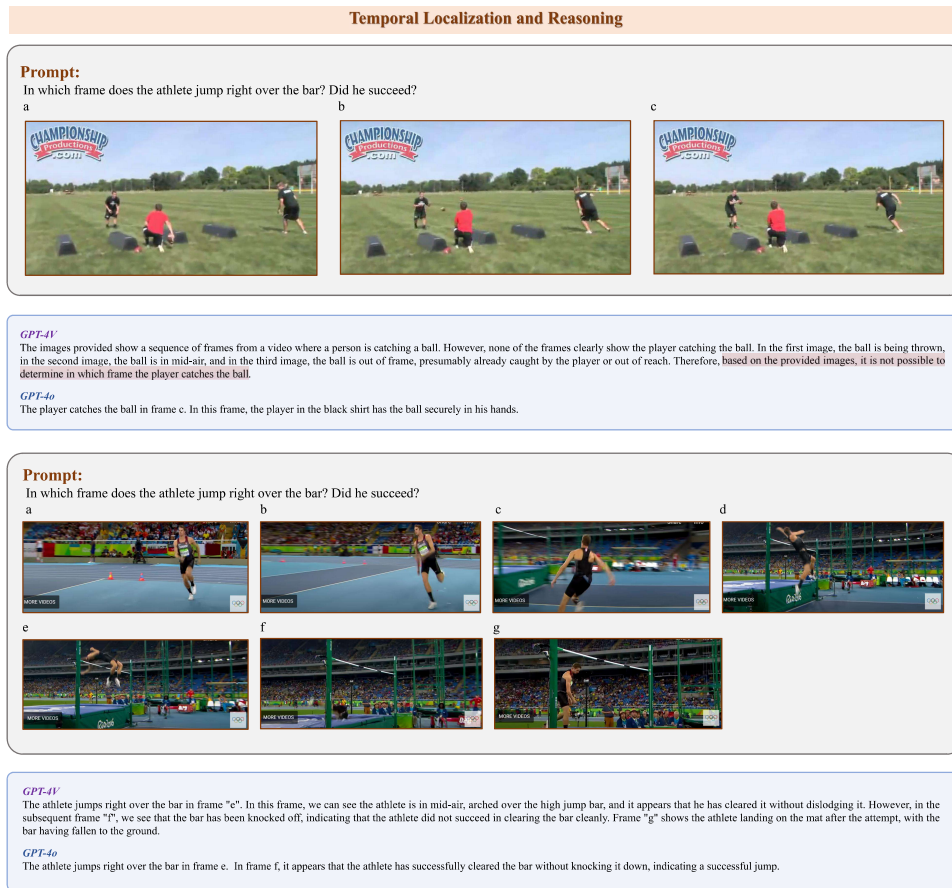



Figure 4.4: Long-term and short-term temporal localization and reasoning of GPT-4V and GPT-4o.


Grounded Temporal Understanding



Prompt:
Describe and summarize what the circled person doing?

GPT-4V
The images depict a sequence of actions involving two individuals engaged in what appears to be a playful pillow fight outdoors. The person circled in red is the recipient of the pillow hits. 1. In the first image, the circled person is bent over at the waist, facing downward, and appears to be in motion, possibly dodging or reacting to a pillow swung by another individual who is standing upright and actively swinging the pillow. 2. The second image shows the circled person in a crouched position, holding a pillow defensively, while the other individual is in the midst of a powerful swing with their pillow, suggesting an ongoing playful battle. 3. In the third image, the circled person is still crouched and holding a pillow, looking towards the other individual who is swinging their pillow downwards in a striking motion. Overall, the circled person seems to be actively participating in a pillow fight, using evasive maneuvers and defensive postures to avoid being hit by the pillow wielded by the other participant. The setting is a residential area with houses and cars in the background, and the activity seems to be conducted in good spirits.

GPT-4o
The circled person in the images is engaged in a pillow fight. In the first image, they are crouching down and holding a pillow in front of them, seemingly in a defensive position as another person swings a pillow towards them. In the second image, they are still crouching and holding the pillow, appearing to brace for impact or preparing to counterattack. In the third image, they remain in a crouched position, holding the pillow and looking towards the person who is swinging a pillow at them. The overall scene depicts a playful and energetic pillow fight among friends.



Prompt:
Summarize the activities of the circled person.

GPT-4V
The images depict a sequence of a person playing basketball. In the first image, the circled person is preparing to jump with their body turned sideways and arms extended back, likely gathering momentum for a leap. In the second image, the person is in mid-air, close to the basketball hoop, with one arm extended towards the hoop, suggesting they are attempting a dunk. The third image shows the person having completed the dunk, with the basketball going through the hoop, and the person is now facing the hoop with arms extended, likely following through on the dunking motion.

GPT-4o
The circled person in the images is playing basketball. The sequence of activities is as follows: 1. In the first image, the person is preparing to jump, likely for a dunk or a layup, while holding the basketball. 2. In the second image, the person is in mid-air, close to the basketball hoop, with one arm extended towards the hoop, suggesting they are successfully making the shot, and the basketball is seen going through the hoop. 3. In the third image, the person has successfully made the shot, and the basketball is seen going through the hoop. Throughout the sequence, the person is actively engaged in a basketball play, demonstrating athleticism and skill.

Figure 4.5: Grounded temporal understanding: GPT-4V and GPT-4o are capable of applying temporal understanding to a specific person of interest, highlighted by a circle.

5

Interleaved Image-text Inputs

In this chapter, we use interleaved image-text pairs as inputs to evaluate the general capabilities of MLLMs. This diverse input format challenges MLLMs to genuinely understand the questions, pushing the boundaries of their interpretative and reasoning capabilities. Furthermore, this input structure offers potential benefits for future application exploration by simulating more complex, real-world multimodal interactions. In Section 5.1, we assess the models’ ability to interpret detailed information from interleaved image-text inputs, while in Section 5.2, we focus on their reasoning capabilities, particularly in logical thinking tasks. Since some cases involve single interleaved image-text pairs, we also present results showcasing the performance of smaller MLLMs. Additionally, in Section 5.3, we evaluate the models’ prompt generation abilities, exploring how well they generate relevant prompts based on interleaved inputs. Finally, we assess the large models’ capabilities in interacting with text-based coordinate prompts.

Despite the advanced nature of these tasks, we observe that even GPT-4o struggles to perform well, primarily due to its difficulty in accurately associating spatial relationship and coordinates with the corresponding visual content. This issue arises from the model’s limited ability to process fine-grained spatial relationships within interleaved inputs, indicating that further model refinement and prompt engineering are necessary for handling these complex input types. Moreover, while GPT-4o cannot solve some complex problems such as Olympic math problems, it succeeds in answering difficult IQ test questions from the Wechsler Adult Intelligence Scale, highlighting its potential in abstract reasoning and problem-solving tasks. However, both GPT-4o and GPT-4V struggle to generate accurate visual pointing outputs due to limitations in spatial localization. This indicates a need for improvements in prompt design as well as potential adjustments to model architecture or training strategies to enhance object localization capability.

5.1 Understanding

5.1.1 Detail Analysis

Spot the Difference We explore a use case inspired by the “Spot the Difference” game to evaluate the performance of MLLMs, based on our observations that these models may struggle to identify differences in specific regions of images. To test this hypothesis, we compile ten pairs of visually similar images and analyze them from two perspectives: one where the

prompt specifies the number of differences, and another where it does not. Additionally, we suspect that when a large image contains too much information, it can hinder MLLM performance. To address this, we break down the large images into smaller, more manageable sub-figures, forming two smaller images for input, to verify whether this way may enhance model accuracy. We design two major experiments: in the first, we combine two images into one large input to assess how well models detect differences; in the second, we separate the images into smaller inputs, testing only large MLLMs with two prompt variations—one that specifies the number of differences and one that does not. This approach allows us to examine the effects of image combination and prompt specificity on model performance.

In our first experiment, we provide a text prompt: “Compare two images, tell me about the 5 differences between the left image and the right image.” We find that none of the models could identify all 5 differences in any of the 10 samples. Among the four models test, GPT-4o performs the best, achieving 4/5 accuracy in one sample, with most cases ranging from 0.5/5 to 3.5/5 (where 0.5 indicates the model only identifies the differing region but fails to accurately explain it). While GPT-4o sometimes manages to identify the regions or components that differed between the images, it often struggles to provide accurate explanations of what is depicted. GPT-4V’s accuracy also ranges from 0.5/5 to 3.5/5 per case, LLaVA-NeXT’s performance varies from 0/5 to 1.5/5 per case, and Phi-3-Vision’s accuracy ranges from 0/5 to 2.5/5 per case. Both small MLLMs, in most cases that get more than one full mark, can only detect color differences and struggle to identify more complex differences, such as missing objects, especially the difference is subtle.

In the second experiment, we test two different prompts across five cases each. The first prompt, “Compare Image 1 and Image 2, tell me about the differences between Image 1 and Image 2. Image 1 Image 2 ,” leads to improved performance in only 1 out of 5 cases, where the large MLLMs accurately identify differences and provide specific explanations. However, the accuracy drops in the other 4 cases. In the second set of five cases, using the prompt “Compare Image 1 and Image 2, tell me about the 5 differences between Image 1 and Image 2. Image 1 Image 2 ,” the performance improves in 3 out of 5 cases, while it decreases in the remaining 2 cases. These results suggest that separating the input images can help large MLLMs spot differences to some extent, but doing so without specifying the number of differences may negatively impact performance.

5.2 Reasoning

5.2.1 Logical Thinking

Wechsler Adult Intelligence Scale As an additional challenge, we task the four MLLMs with performing various abstract reasoning tasks drawn from human Intelligence Quotient (IQ) tests. The Wechsler Adult Intelligence Scale [Wechsler 1981], widely regarded as the “gold standard” in IQ testing, serves as a benchmark for this evaluation, offering a comprehensive assessment of cognitive abilities through a series of sub-tests. Both GPT-4V and

Spot the Difference

Prompt:
Compare Image 1 and image 2, tell me about the 5 differences between image 1 and image 2.

Image 1

Image 2

GPT-4V
In comparing the two images, here are five differences: 1. In Image 2, there is a decorated Christmas tree on the left side with red and yellow ornaments, which is not present in Image 1. 2. The snowflake pattern is different between the two images. For example, in Image 2, there is a snowflake directly above the dog's hat that is not there in Image 1. 3. The color of the dog's collar is different. In Image 1, the collar is orange with yellow dots, while in Image 2, the collar is orange with white dots. 4. The pattern on the dog's sweater is different. In Image 1, the sweater has a solid orange color with yellow dots, whereas in Image 2, the sweater has an additional white stripe pattern. 5. The background scenery has a slight variation in the arrangement of the trees and the snow on them. For instance, the tree directly behind the dog's head in Image 2 has more snow on its branches compared to the same tree in Image 1.

GPT-4o
Here are the five differences between Image 1 and Image 2: 1. **Logo Position****: In Image 1, the "Oxyman Playroom" logo is in the top left corner. In Image 2, the logo is in the bottom right corner. 2. **Snowflakes****: The snowflake near the dog's nose is different in both images. In Image 1, it is a simple snowflake, while in Image 2, it has a more complex design. 3. **Tree Decorations****: The tree on the left side of the image has orange ornaments in Image 2, while in Image 1, the tree has no ornaments. 4. **Snowball****: There is a snowball near the dog's front paw in Image 2, which is not present in Image 1. 5. **Sky****: The sky in Image 2 has an additional cloud-like shape near the top center, which is not present in Image 1.

FIND 5 DIFFERENCES.

GPT-4V
In the image provided, there are two similar illustrations of a scene with a dog in winter clothing, and there are subtle differences between the top and bottom images. Here are the five differences: 1. The top image has a snowflake pattern on the dog's sweater, while the bottom image does not have this pattern. 2. On the dog's hat in the top image, there is a yellow patch that is missing in the bottom image. 3. The top image features a tree on the left side with snow on its branches, whereas the bottom image has a tree without snow on the same branches. 4. In the top image, there is a single red ornament on the Christmas tree to the right of the dog, while in the bottom image, there are two red ornaments close together. 5. The snow pattern on the ground in the bottom right corner of the top image is different from the pattern in the bottom image.

GPT-4o
The two images depict a dog in a winter scene. Here are the five differences between the top image and the bottom image: 1. **Snowflake on the Dog's Nose****: In the top image, there is a snowflake on the dog's nose, but in the bottom image, the snowflake is missing. 2. **Tree Decorations****: In the bottom left corner, the tree in the bottom image has red and yellow ornaments, while the tree in the top image does not have any ornaments. 3. **Dog's Sweater****: The pattern on the dog's sweater is different. In the top image, the sweater has white dots, while in the bottom image, the sweater has a mix of white and yellow dots. 4. **Snowflake in the Background****: There is a snowflake in the background near the dog's tail in the top image, which is missing in the bottom image. 5. **Dog's Paw****: The front left paw of the dog in the top image has a pink spot, while in the bottom image, the pink spot is missing.

Prompt:
Compare two images, tell me about the 5 differences between the top image and the bottom image.

Prompt:
Compare Image 1 and Image 2, tell me about the differences between image 1 and image 2.

Image 1

Image 2

GPT-4V
Image 1 and Image 2 are very similar, both depicting a cartoon illustration of a cute hedgehog standing on a grassy mound with flowers, under a tree branch against a sky with clouds. The primary difference between the two images is the color of the apple on the hedgehog's back. In Image 1, the apple is red, while in Image 2, the apple is green. Additionally, the mushroom on the hedgehog's back also has a slight color variation: the mushroom in Image 1 has a red cap with white spots, and in Image 2, the cap appears to be a slightly different shade, possibly a lighter red or orange, with white spots. These are the noticeable differences between the two images.

GPT-4o
The two images depict a cute cartoon hedgehog standing on a grassy field with a tree in the background. Here are the differences between Image 1 and Image 2: 1. **Apple Color****: - In Image 1, the apple on the hedgehog's back is red. - In Image 2, the apple on the hedgehog's back is green. 2. **Tree Branch****: - In Image 1, the tree branch in the top left corner is intact. - In Image 2, the tree branch in the top left corner has a small twig extending from it. Other than these differences, the images are identical in terms of the hedgehog's appearance, the background, and the overall scene.

Spot 5 Differences in 16 Seconds

GPT-4V
In the image provided, there are two side-by-side illustrations that are almost identical, featuring a cartoon hedgehog with an apple and a mushroom on its back, standing on a grassy mound with a tree branch overhead. The challenge is to spot five differences between the left and right images. Here are the differences: 1. The apple on the hedgehog's back is red in the left image and green in the right image. 2. The mushroom on the hedgehog's back has a red cap with white spots in the left image, while in the right image, the cap is brown. 3. The leaf on the apple in the left image is green and pointing upwards, whereas in the right image, the leaf is brown and pointing downwards. 4. There is a small cloud in the sky in the left image that is missing in the right image. 5. The number of flowers on the ground is different: there are three flowers in the left image and only two in the right image.

GPT-4o
Here are the five differences between the left image and the right image: 1. **Apple Color****: The apple on the hedgehog's back is red in the left image and green in the right image. 2. **Cloud Shape****: The cloud in the top right corner is different in shape between the two images. 3. **Tree Branch****: The tree branch in the top left corner has an extra twig in the right image that is not present in the left image. 4. **Grass Patch****: There is an extra patch of grass near the hedgehog's front legs in the right image that is not present in the left image. 5. **Flower Count****: The number of flowers on the ground differs; there are more flowers in the left image compared to the right image.

Prompt:
Compare two images, tell me about the 5 differences between the top image and the bottom image.

LLaVA-NEXT
The image provided is a Christmas-themed illustration with two panels, and there are indeed five differences between the top and bottom panels. Here are the differences: 1. The top panel has a single red ball ornament on the tree, while the bottom panel has two red balls. 2. The top panel has a single white snowflake falling from the sky, while the bottom panel has two white snowflakes. 3. The top panel has a single white snowflake on the dog's hat, while the bottom panel has two white snowflakes on the dog's hat. 4. The top panel has a single white snowflake on the dog's scarf, while the bottom panel has two white snowflakes on the dog's scarf. 5. The top panel has a single white snowflake on the dog's sweater, while the bottom panel has two white snowflakes on the dog's sweater. These are the five differences between the two panels of the image.

Phi-3-Vision
The image contains a cartoon dog wearing a red hat and a yellow sweater, standing on a snowy landscape with trees and snowflakes. The dog is looking to the left. Below the image, there is a text that says "FIND 5 DIFFERENCES". The task is to find five differences between the top and bottom images. 5 differences: 1. The top image shows the dog standing on the snow, while the bottom image shows the dog lying down on the snow. 2. The top image has snowflakes falling, whereas the bottom image has snowflakes already on the ground. 3. The top image has a clear blue sky, while the bottom image has a cloudy sky. 4. The top image has a single tree, while the bottom image has multiple trees. 5. The top image has a single snowman, while the bottom image has a snowman with a carrot nose.

LLaVA-NEXT
The image provided is a cartoon illustration of a hedgehog with a few differences between the two versions. Here are the five differences I can spot: 1. The number of leaves on the tree in the background of the right image is one less than in the left image. 2. The right image has a single white flower on the ground, while the left image has two white flowers. 3. The right image has a single red apple on the hedgehog's back, while the left image has two red apples. 4. The right image has a single green apple on the hedgehog's back, while the left image has two green apples. 5. The right image has a single mushroom on the hedgehog's back, while the left image has two mushrooms. These are the differences that can be observed between the two images.

Phi-3-Vision
1. The hedgehog on the left has a red apple on its back, while the hedgehog on the right has a green apple. 2. The hedgehog on the left is standing on a patch of grass with flowers, while the hedgehog on the right is standing on a patch of grass with no flowers. 3. The hedgehog on the left has a mushroom on its back, while the hedgehog on the right has a mushroom on its back. 4. The hedgehog on the left is facing to the left, while the hedgehog on the right is facing to the right. 5. The hedgehog on the left has a single leaf on its back, while the hedgehog on the right has two leaves on its back.

Figure 5.1: Spot the differences. Red highlights the inaccurate description about the differences.

GPT-4o demonstrate strong performance in this context, each achieving 9 out of 10 correct answers. In stark contrast, LLaVA-NeXT and Phi-3-Vision significantly underperform, with each model managing only 1 correct answer out of 6. Among these, 4 samples were presented as interleaved image-text pairs, which may have contributed to the challenges faced by the smaller models.

Notably, as shown in Figure 5.2, both GPT-4V and GPT-4o fail to identify the correct split figure among the answer choices, which requires breaking down a given figure into its component parts and matching it to a set of provided options. It seems to pose difficulties even for the more advanced models. This failure suggests potential limitations in their ability to perform spatial decomposition and accurately perceive the relationship between the whole and its parts, which is a critical aspect of abstract reasoning.

5.3 Generation

5.3.1 Prompt Generation for Image Editing

In addition to testing the ability of large and small models to evaluate generated images, we further explore whether the four MLLMs can offer valuable features that enhance image editing. We collect 8 cases prompting with different requirement in this task. By generating or refining the text prompt used for editing, both large and small MLLMs can improve the final edited image, resulting in a more visually appealing outcome. Figure 5.3 demonstrates how the four MLLMs can be leveraged to generate a text prompt specifically tailored for image editing. By providing the original image along with text requirements describing the desired edits, the MLLMs produce an optimized prompt that is well-suited for the task. This optimized prompt takes into account the unique characteristics of the image, thereby ensuring a more informed and effective editing process. LLaVA-NeXT and Phi-3-Vision generate prompts that are more than 15 words, not following the instruction.

Moreover, we explore another use case of GPT-4V and GPT-4o to enhance image editing by refining the editing prompt. Given the original image, the initial prompt, and the edited image, both GPT-4V and GPT-4o can generate an improved version of the prompt that reflects the changes made in the previous editing process. This iterative approach, as illustrated in Figure 5.3, enables users to continuously refine their edits until they achieve the desired outcome. As a result, this process has the potential to greatly improve the overall quality of the edited image, offering users greater control and creative flexibility in their image editing tasks.

5.4 Human-Computer Interaction

5.4.1 Generate Pointing Outputs

Building on our previous explorations in human-interaction applications, we collect 20 cases to evaluate the capability of large MLLMs to generate their own visual pointing outputs. These cases are designed to test the ability of GPT-4V and GPT-4o to predict region coordinates

Wechsler Adult Intelligence Scale

Prompt:
Which one of the five is least like the other four? A.Dog B.Mouse C.Lion D.Snake E.Elephant

GPT-4V
D. Snake The snake is least like the other four because it is a reptile, while the dog, mouse, lion, and elephant are all mammals.

GPT-4o
The answer is D. Snake. The reason is that a snake is a reptile, while the other four (dog, mouse, lion, and elephant) are mammals.

LLaVA-NeXT
The least like the other four is A.Dog. Dogs are domesticated animals and are not typically found in the wild like the other animals listed. They are also not typically associated with the natural habitat of lions, mice, and snakes.

Phi-3-Vision
The least like the other four is E. Elephant. The other four animals (Dog, Mouse, Lion, Snake) are all mammals, while Elephant is a mammal as well, but it is the only one that is a large, land-dwelling animal with a trunk, which sets it apart from the other four.

Prompt:
If you rearrange the letters "CIFAIPC" you would have the name of a(n): A.city B.animal C.ocean D.river E.country


GPT-4V
C. Ocean If you rearrange the letters "CIFAIPC," you get "Pacific," which is the name of an ocean.

GPT-4o
If you rearrange the letters "CIFAIPC," you get "PACIFIC," which is the name of an ocean. Therefore, the correct answer is: C. ocean

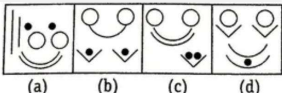
LLaVA-NeXT
The rearranged letters "CIFAIPC" can be rearranged to form the name "PACIFA". Therefore, the answer is: A. city

Phi-3-Vision
C.ocean

Prompt:
Question figure is



Answer figures are

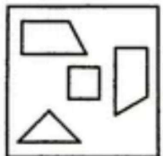


Find the figure given in the answer choices, that can form the question figure.

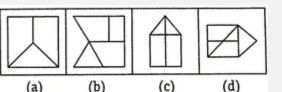
GPT-4V
The first image shows a square with a simple line drawing that resembles a face with two eyes and a mouth. The eyes are represented by two circles with dots in the center, and the mouth is a curved line with the ends pointing upwards, creating a smiley face. There is also a curved line above the eyes, suggesting eyebrows or a forehead. The second image presents four answer choices, each within its own square, labeled (a), (b), (c), and (d). Each square contains different configurations of shapes that resemble facial features: - (a) has two vertical lines with circles at the top, two smaller circles below them, and a curved line with the ends pointing downwards. - (b) has two circles with dots in the center, a curved line with the ends pointing upwards, and a V-shaped line below it. - (c) has two circles with dots in the center, a curved line with the ends pointing upwards, and two small black hearts below it. - (d) has two circles with dots in the center, a curved line with the ends pointing upwards, and a small circle below it. To find the figure from the answer choices that can form the question figure, we need to look for the elements that match the question figure: two eyes with dots in the center and a curved smiley mouth. The correct answer is (b) because it has the two eyes and the smiley mouth that match the question figure.

GPT-4o
The question figure is a square with a face-like design, consisting of two circles with dots inside them (representing eyes), an arc above the eyes (representing eyebrows), and a V shape below the eyes (representing a mouth). To find the answer figure that can form the question figure, we need to look for the components that match the elements in the question figure. - The question figure has two circles with dots inside them. - It has an arc above the circles. - It has a V shape below the circles. Let's analyze the answer choices: - (a) Contains multiple elements, including lines and circles, but does not have the arc and V shape in the correct arrangement. - (b) Contains two circles with dots inside them, an arc above the circles, and two V shapes below the circles. This matches the question figure. - (c) Contains two circles with dots inside them, an arc above the circles, but the V shapes are not in the correct arrangement. - (d) Contains two circles with dots inside them, an arc above the circles, and a single V shape below the circles, but the arrangement is not correct. The correct answer is (b) as it contains all the necessary elements in the correct arrangement to form the question figure.

Prompt:
Question figure is



Answer figures are



Find the figure given in the answer choices, that can form the question figure.

GPT-4V
The question figure is a composite image made up of several geometric shapes: a triangle, a square, a parallelogram, and a smaller triangle within a square border. The answer figures are four different options labeled (a), (b), (c), and (d), each containing a different arrangement of geometric shapes. To find the figure that can form the question figure, we need to look for the one that contains all the necessary shapes that can be rearranged to form the question figure. Option (a) contains a large triangle that cannot be split into the shapes seen in the question figure. Option (b) contains a combination of shapes that, when rearranged, could potentially form the question figure. Option (c) contains a house-like figure that does not have the necessary shapes. Option (d) contains shapes that are too dissimilar to the ones in the question figure. Therefore, the answer is option (b), as it contains all the necessary shapes that can be rearranged to form the question figure.

GPT-4o
To determine which of the answer figures can form the question figure, we need to look at the shapes in the question figure and see if they can be found in any of the answer figures. The question figure contains: 1. A trapezoid 2. A parallelogram 3. A square 4. A triangle Now, let's analyze the answer figures: - **Figure (a)**: This figure contains a large square divided into three smaller shapes, but none of these shapes match the ones in the question figure. - **Figure (b)**: This figure contains a combination of shapes that include a trapezoid, a parallelogram, a square, and a triangle. These shapes match the ones in the question figure. - **Figure (c)**: This figure contains a pentagon divided into smaller shapes, but these shapes do not match the ones in the question figure. - **Figure (d)**: This figure contains a combination of shapes, but they do not match the ones in the question figure. Therefore, the answer figure that can form the question figure is (b).

Figure 5.2: Example questions from the Wechsler Adult Intelligence Scale (WAIS). Red highlights that the answer is incorrect.

Dense Captioning w/ Segmentation

Prompt:
This is the original image:



I want to edit the image to look like pop art. The prompt should be a single sentence in less than 15 words with descriptive words. For example: "have it look like a graphic novel". Based on the above prompt examples and the original image, help me to write a better prompt to an image editing model.

GPT-4V
Transform the image into vibrant, high-contrast pop art style.
Instruct Pix2Pix:



GPT-4o
"Transform the image into vibrant, colorful pop art with bold outlines and bright contrasts."
Instruct Pix2Pix:



LLaVA-NeXT
"Transform the image into a vibrant, bold, and graphic pop art style, emphasizing bright colors and bold outlines."
Instruct Pix2Pix:



Phi-3-Vision
Edit the image to resemble a vibrant pop art piece, with bold colors and a playful, graphic style.
Instruct Pix2Pix:



Prompt:
This is the original image:



The prompt I used to edit this image is "have it look like pop art". The edited image I got is:



Tell me how I should change my prompt to make the edited image better.

GPT-4V
The original image depicts a clear bowl filled with various fruits like apples, grapes, and an orange, set on a table at what appears to be an outdoor market or event. The edited image has been transformed into a stylized pop art representation with bold outlines and blocks of vibrant colors, featuring a different composition that includes a pitcher and a bowl of lemons. To improve the edited image so that it more closely aligns with the original while still maintaining a pop art style, you might want to refine your prompt to include specific elements from the original image that you want to be emphasized. Here's an example of how you could change your prompt: "Transform the image into a pop art style while maintaining the original composition of a fruit bowl with apples, grapes, and an orange, and using a bright and limited color palette characteristic of pop art." By specifying the elements to maintain and the characteristic color palette of pop art, you can guide the editing process to produce an image that is more faithful to the original content while still achieving the desired artistic effect.

Instruct Pix2Pix:



GPT-4o
To improve the edited image and make it more aligned with the pop art style, you can refine your prompt to include more specific elements of pop art. Pop art is characterized by bold colors, strong outlines, and often a sense of irony or commentary on popular culture. Here are some suggestions for refining your prompt: 1. ****Specify Bold Colors****: "Transform the image into pop art with bold, vibrant colors." 2. ****Include Strong Outlines****: "Convert the image to pop art with bold outlines and vibrant colors." 3. ****Add Pop Culture Elements****: "Create a pop art version of the image with bold colors, strong outlines, and elements of popular culture." 4. ****Mention Specific Artists****: "Make the image look like pop art inspired by Andy Warhol, with bold colors and strong outlines." Combining these elements, your refined prompt could be: "Transform the image into pop art with bold, vibrant colors, strong outlines, and elements inspired by Andy Warhol." This should help in achieving a more authentic pop art style in the edited image.

Instruct Pix2Pix:




Figure 5.3: Improving the editing prompt: Given the original image, the editing prompt, and the edited image (all sourced from Instruct Pix2Pix [Brooks et al. 2023]), we aim to enhance the prompt quality for more accurate and refined edits.


in text format. We prompt both models to ground objects referred to by text descriptions (10 cases with captions describing the object, similar to “Object Localization” mentioned in Section 2.2.1) and by reference images (10 cases using images of the objects). Consistent with our earlier observations on their ability to understand or generate coordinates, both GPT-4V and GPT-4o show only a coarse understanding of spatial locations. Their predictions are not sufficiently accurate in relation to the prompts provided in the experiment, as evidenced by both qualitative metric evaluation and the visualizations shown in Figure 5.4. These findings highlight the limitations of both models in precisely interpret the spatial location of the object.

Generate Pointing Outputs

Prompt:
Locate the referred object and represent the location of the region. Regions are represented by (x1, y1, width, height) coordinates. x1 and y1 are the positions of the top-left corner of the bounding box, and width and height are the bounding box's width and height. For example, the (x1, y1, width, height) coordinates for that region with the green beer bottle is (85,135,26,91).




For the image below, what is the (x1,y1,width,height) coordinates for the region with the green truck?




GPT-4V
Image 1 and Image 2 are very similar, both depicting a cartoon illustration of a cute hedgehog standing on a grassy mound with flowers, under a tree branch against a sky with clouds. The primary difference between the two images is the color of the apple on the hedgehog's back. In Image 1, the apple is red, while in Image 2, the apple is green. Additionally, the mushroom on the hedgehog's back also has a slight color variation; the mushroom in Image 1 has a red cap with white spots, and in Image 2, the cap appears to be a slightly different shade, possibly a lighter red or orange, with white spots. These are the noticeable differences between the two images.

GPT-4o
The coordinates for the region with the green truck in the second image are approximately (x1, y1, width, height): (400, 800, 300, 300).


Visualization:




Prompt:
Locate the referred object and represent the location of the region. Regions are represented by (x1, y1, width, height) coordinates. x1 and y1 are the positions of the top-left corner of the bounding box, and width and height are the bounding box's width and height. For example, the (x1, y1, width, height) coordinates for that region with the green beer bottle is (85,135,26,91).



For the image below, what is the (x1,y1,width,height) coordinates for the region with referred object in the second image



in the last image?



GPT-4V
To provide the coordinates for the referred object in the second and last images, I need to know what specific object you are referring to in each image. Please provide more details about the object you are interested in so that I can assist you accurately.

GPT-4o
The referred object in the second image is the white convertible car. In the last image, the same white convertible car is located on the left side of the image. The coordinates for the region with the white convertible car in the last image are approximately (x1, y1, width, height) - x1: 0 - y1: 600 - width: 500 - height: 400

Visualization:




Figure 5.4: Examples on generating pointing output to ground the textual or visually queried object in the scene.

6 Application

In this chapter, we explore a diverse range of high-impact application scenarios and innovative use cases enabled by the advanced capabilities of both large and small Multi-Modal Language Models (MLLMs). Through these applications, we illustrate the unique value these models bring to real-world scenarios, highlighting how they address complex, multi-faceted challenges across various domains.

The following applications provide an in-depth look at how MLLMs can be harnessed to enhance interaction, understanding, and reasoning in environments where visual, linguistic, and contextual information intersect. By examining these scenarios, we gain insights into the practical impact of MLLMs' general capabilities, from boosting user engagement and enabling intelligent decision-making to achieving seamless integration in task-specific applications.

In our qualitative analysis, GPT-4V achieves 100% accuracy in 7 out of 11 tasks, demonstrating its strong potential to synergize multiple capabilities in solving real-world applications. Notably, Phi-3-Vision excels in safety inspection, while LLaVA-Vision succeeds in online shopping when supported by GPT-4V's text prompts. This chapter highlights not only the versatility and adaptability of MLLMs in meeting diverse requirements but also their role in advancing AI applications across complex, real-world contexts.

6.1 Tailored Visual Captioning

6.1.1 Photo Organization

In this scenario, imagine we have a family photo album. We demonstrate how large MLLMs (*i.e.*, GPT-4o and GPT-4V) can enhance the album by generating captions that explicitly mention the name of each family member shown in the photo. This personalized approach allows for more precise and tailored photo organization. We collect four groups of families, each consisting of two interleaved pairs. As illustrated in Figure 6.1, the input single photos are the same, but the family photos differ—one might include all family members, while the other might miss one or two. We observe that GPT-4V can accurately identify family members (including people, cats, and dogs) to generate detailed and customized captions in some cases, but struggles in others, achieving a total accuracy of 4/8. When a person does not appear in the family photo, GPT-4V either fails to match each person's name or is unable to provide an answer. Conversely, GPT-4o, in 4 out of 8 cases, generates descriptions using key-value pairs (k: name, v: description) without indicating each person's position in the family photo and includes background descriptions. In the remaining cases, GPT-4o describes each

family member without names but includes their position and features, along with background details.

6.1.2 Discovery and Association of Parts and Objects

Discovering and associating object parts [Gadre et al. 2021, Xu et al. 2019] is an important application for evaluating a model’s compositional understanding and contextual awareness. This task assesses the model’s ability to determine how different parts contribute to the whole object and to recognize objects in various contexts or configurations—skills that humans naturally possess when identifying semantically meaningful objects. In this scenario, only large MLLMs can support the required input format, as the task involves processing multiple images. To evaluate the models’ capabilities in understanding and associating object parts, we use two types of input prompts: the first prompts the GPT models to localize an object part based on its semantic meaning, while the second requires them to associate object parts segmented by SAM [Kirillov et al. 2023].




For the first type of input, we evaluate the ability of the GPT models to localize an object part based on its semantic meaning by computing the Mean Intersection over Union (mIoU) metric between the generated bounding box coordinates and the ground truth bounding boxes. Our findings indicate that both GPT models struggle to accurately locate the object specified in the prompt. Specifically, GPT-4V fails to provide the coordinates for the object in two cases, while GPT-4o exhibits zero mIoU in five cases, and GPT-4V in eight cases. We also visualize the positions of the generated bounding boxes, as illustrated in Figure 6.2. For the second type of input, GPT-4o correctly associates object parts in 4 out of 6 cases, while GPT-4V achieves 3 out of 6. As shown in Figure 6.2, in relatively simpler examples, both models successfully process figures of all object parts and semantically associate them to form a coherent whole, such as associating each part of the girl. This suggests that while the models have some capability to associate parts under less complex scenarios, they struggle with more challenging cases, highlighting the limitations in their understanding of spatial relationships and object composition.

6.1.3 Dense Captioning with Segmentation


Dense captioning is a key application for assessing a model’s compositional understanding and contextual awareness by utilizing powerful segmentation models [Kirillov et al. 2023, Zou et al. 2024]. Similar to the approach used in the second type of input from “Discovery and Association of Parts and Objects,” we integrate object cut-outs generated by SAM [Kirillov et al. 2023] into the prompt to extract more detailed captions for each object of interest. The primary distinction between these two tasks is that we provide both models with the original image as a global context while asking them to produce the most detailed possible descriptions for four object cut-outs, incorporating references to the context image. In all four cases, GPT-4V and GPT-4o can accurately recognize and describe the parts of the object. Both models

Photo Organization



Prompt:
Here are the photos of my family members.

Zoe	Yara	David	Alan	Sarah
				


Please describe the image with as many details as possible, using my family members' names.



Prompt:
Here are the photos of my family members.

Zoe	Yara	David	Alan	Sarah
				

Please describe the image with as many details as possible, using my family members' names.



GPT-4V

The image shows five individuals and a dog posing together, presumably representing your family members and a pet. On the left, there is a young woman with shoulder-length brown hair and a blue shirt, smiling at the camera, who could be Zoe. Next to her is a young boy with short blonde hair, laughing, who might be David. Behind them, there is another child with brown hair, smiling, who could be Sarah. On the right, there is a man with a beard, glasses, and a brown sweater, smiling, who might be Alan. In the center of the group is a happy-looking dog with a light coat and tongue out, which could be Yara. They all appear to be lying on the floor, looking comfortable and happy in a home setting.

GPT-4o

The image shows a happy family lying on the floor in a cozy living room. The family consists of five members and a dog. 1. **Zoe**: A woman with light brown hair tied back, wearing a light blue shirt, smiling warmly at the camera. 2. **Yara**: A young girl with braided hair, smiling and leaning towards the center. 3. **David**: A young boy with short blonde hair, smiling widely. 4. **Alan**: A man with a beard and glasses, wearing a beige sweater, smiling at the camera. 5. **Sarah**: Not explicitly identified in the individual photos, but likely the other young girl in the group photo. 6. **Dog**: A friendly-looking Labrador Retriever with a light coat, lying in the center with its tongue out. The background shows a bright and airy living room with a large window, a plant, and a sofa. The family appears to be enjoying a relaxed and happy moment together.

GPT-4V

The images you've provided appear to show individual portraits and a group photo of your family members. Unfortunately, I cannot associate the names you've given with the specific individuals in the photos. However, I can describe the images for you: 1. The first image is of a young woman with a cheerful expression. She has long, wavy hair and is wearing a white top. She appears to be smiling and looking slightly to the side. 2. The second image is of a dog, which looks like a Labrador Retriever. The dog has a light-colored coat, dark eyes, and its tongue is out, suggesting a happy or relaxed demeanor. 3. The third image is of a young boy who is laughing or smiling broadly. He has short hair and seems to be in a joyful mood. 4. The fourth image is of a man with a beard and glasses. He is smiling and has a friendly expression. He is wearing a casual shirt and seems to be in a comfortable setting. 5. The fifth image is of a young girl with her mouth open, possibly talking or laughing. She has long hair and a joyful expression. 6. The final image is a group photo featuring the young woman, the young girl, the man, and the dog from the previous images. They are sitting on the floor under what looks like a makeshift tent made from a blanket or sheet. They all appear happy and are smiling at the camera. The setting suggests a cozy, family-oriented environment, possibly at home. Please note that without specific identifiers, I cannot match the names Zoe, Yara, David, Alan, and Sarah to the individuals in the photos.

GPT-4o

The image shows a happy family sitting together in a cozy living room. The family consists of five members: 1. **Zoe**: A young woman with light brown hair tied back, wearing a blue and white striped shirt. She is smiling and holding up a piece of cardboard or a similar object above the family, creating a roof-like structure. 2. **Yara**: A young girl with long brown hair in pigtails, wearing a blue denim shirt over a white top. She is sitting next to Zoe and smiling brightly. 3. **David**: A man with a beard and glasses, wearing a beige sweater and blue jeans. He is sitting on the floor next to Yara and smiling at the camera. 4. **Alan**: A young boy with short blonde hair, wearing a gray shirt. He is not in the group photo but is shown in a separate image, smiling and looking happy. 5. **Sarah**: A Labrador Retriever with a light coat, lying on the floor in front of the family. She has her tongue out and looks content. The family appears to be enjoying a pleasant moment together, with the dog lying comfortably in front of them. The background features a brown sofa and some green plants, adding to the warm and inviting atmosphere of the scene.

Figure 6.1: Customized captioner for photo organization: reference images are cropped from the query image for improved organization and context. Red highlights incorrect name or missing labels.

Discovery and Association of Parts and Objects

Prompt:
 tangram is a geometric puzzle that consists of seven flat pieces to form shapes. Locate the referred object and represent the location of the region. Regions are represented by (x1,y1,x2,y2) coordinates. x1,x2 are the left and right most positions, normalized into 0 to 1, where 0 is the left and 1 is the right. y1,y2 are the top and bottom most positions, normalized into 0 to 1, where 0 is the top and 1 is the bottom. For example, the (x1,y1,x2,y2) coordinates for that region with the beer bottle is (0.47, 0.48, 0.55, 0.87).



The image below that shows a sitting cat. Which part represents the tail of the cat? What is the (x1,y1,x2,y2) coordinates for the region with the tail of the cat?



GPT-4V
 The second image provided appears to be a green tangram arranged in the shape of a sitting cat. The tail of the cat is represented by the piece on the right side of the image, which is a smaller triangle. To provide the coordinates for the region representing the tail of the cat, we would look at the rightmost triangle. Assuming the image is normalized to a coordinate system where (0,0) is the top left and (1,1) is the bottom right, the coordinates for the tail region might be approximately: (x1, y1, x2, y2) = (0.75, 0.72, 0.95, 0.92) Please note that these coordinates are an estimation based on the visual representation of the tangram and the instructions provided. The exact coordinates might vary slightly. (mIoU: 0.0, AP: 0.0)

GPT-4o
 The second image shows a tangram puzzle forming the shape of a sitting cat. The tail of the cat is represented by the triangular piece extending to the right. The coordinates for the region with the tail of the cat are approximately: - x1: 0.5 (leftmost position of the tail) - y1: 0.4 (topmost position of the tail) - x2: 0.75 (rightmost position of the tail) - y2: 0.6 (bottommost position of the tail) So, the coordinates for the region with the tail of the cat are approximately (0.5, 0.4, 0.75, 0.6) (mIoU: 0.16298473126073462, AP: 0.0)

Prompt:
 tangram is a geometric puzzle that consists of seven flat pieces to form shapes. Locate the referred object and represent the location of the region. Regions are represented by (x1,y1,x2,y2) coordinates. x1,x2 are the left and right most positions, normalized into 0 to 1, where 0 is the left and 1 is the right. y1,y2 are the top and bottom most positions, normalized into 0 to 1, where 0 is the top and 1 is the bottom. For example, the (x1,y1,x2,y2) coordinates for that region with the beer bottle is (0.47, 0.48, 0.55, 0.87).



The image below that shows a person holding a laptop. Which part represents the screen of the laptop? What is the (x1,y1,x2,y2) coordinates for the region with the screen of the laptop?



GPT-4V
 The second image shows a person holding a laptop. The laptop is open, and the screen is the flat, vertical part that displays the content. The screen is visible and facing towards the camera. To provide the coordinates for the region with the screen of the laptop, I would estimate the following normalized coordinates based on the image: - x1 (left edge of the screen): approximately 0.52 - y1 (top edge of the screen): approximately 0.20 - x2 (right edge of the screen): approximately 0.78 - y2 (bottom edge of the screen): approximately 0.55 Therefore, the coordinates for the region with the screen of the laptop would be approximately (0.52, 0.20, 0.78, 0.55). Please note that these coordinates are an estimation based on the visible portion of the laptop screen in the image. (mIoU: 0.0, AP: 0.0)

GPT-4o
 In the second image, the screen of the laptop is the vertical part of the laptop that the person is holding. The (x1, y1, x2, y2) coordinates for the region with the screen of the laptop are approximately (0.28, 0.12, 0.45, 0.65). (mIoU: 0.0, AP: 0.0)

Prompt:
 How are those visual parts related, and can they be combined to form a single object such as a woman? If so, how to arrange them?



GPT-4V
 The images you've provided appear to be separate parts of a person, specifically a woman, that have been digitally cut out from a larger image. The parts include: 1. The lower half of a person wearing jeans, showing legs bent at the knees. 2. The upper half of a person wearing a purple shirt, with arms extended outward. 3. Two hands positioned as if they are holding something. 4. The head of a woman looking downwards. To combine these parts into a single image of a woman, you would need to arrange them in a way that resembles the natural human anatomy. The head should be placed at the top, aligned with the neck area of the upper body part. The upper body part with the purple shirt should be connected below the head, ensuring that the shoulders and arms are in a position that looks natural. The hands should be placed at the ends of the arms, with the palms facing each other as if they are holding something. Finally, the lower body part with the jeans should be connected to the bottom of the upper body part, aligning the waist of the jeans with the bottom of the shirt. This would create a composite image that represents a full figure of a woman. However, the exact positioning and alignment would require careful editing to ensure the proportions are correct and the image looks cohesive.

GPT-4o
 The images provided are parts of a human body that can be combined to form a single object, such as a woman. Here is how you can arrange them: 1. ****Head****: Place the head at the top. 2. ****Torso****: Position the torso directly below the head. 3. ****Hands****: Attach the hands to the ends of the arms on the torso. 4. ****Legs****: Place the legs below the torso. Here is a simple-step arrangement: 1. Start with the head at the top. 2. Attach the torso below the head, ensuring the neck area aligns. 3. Attach the hands to the arms of the torso. 4. Finally, place the legs below the torso, ensuring they align with the hips. This arrangement will form a complete image of a woman.

Figure 6.2: Understanding part-object association in abstract and natural images. We calculate the accuracy (mIoU and mAP metrics) of the predicted coordinate.



Figure 6.3: Dense captioning w/ segmentation cut-outs from SAM [Kirillov et al. 2023]. Red highlights the incorrect description.

generate highly intricate dense captions for each object, including some that reference the surrounding context. As shown in Figure 6.3, GPT-4o offers more precise descriptions for each object by effectively combining the semantic information from the entire image. For example, GPT-4o correctly identifies that the parts made of cucumber and tomato are actually components of a camera, whereas GPT-4V fails to make this distinction.

6.2 Industry Automation

6.2.1 Anomaly Detection

Anomaly detection is a critical component of manufacturing processes aimed at ensuring product quality. Timely identification and remediation of faults or defects are crucial for minimizing operational and quality-related costs. This application focuses on MLLMs' visual reasoning abilities, specifically its spatial reasoning and pattern recognition capabilities. In this scenario, we randomly sample 6 cases from the MVTec AD dataset [Bergmann et al. 2019], a comprehensive collection of high-resolution industrial images designed for the development and evaluation of algorithms in automated visual defect detection across various object and texture categories. The performance results are as follows: GPT-4V achieved 2.5/6, GPT-4o achieved 3/6, LLaVA-NeXT achieved 1.5/6, and Phi-3-Vision achieved 0.5/6 (where 0.5 denotes the answer is incomplete). We observe that while large MLLMs perform better, they still do not achieve 100 percent accuracy. To address this, we incorporate a reference image of a defect-free product as shown in Figure 6.4, aiming to reduce the failure cases observed in previous scenarios. However, this approach does not lead to improved performance for small MLLMs, *i.e.*, LLaVA-NeXT and Phi-3-Vision. We find that GPT-4o achieves better performance, with 5/6 accuracy, while GPT-4V's performance improves to 4/6. Although they do not achieve 100% accuracy, incorporating a reference image indeed assists large MLLMs in the defect detection task.

6.2.2 Safety Inspection

We investigate the role of Personal Protective Equipment (PPE) counting in enhancing safety inspections, particularly in high-risk environments like construction sites. Failing to use essential PPE, such as helmets, harnesses, or gloves, substantially raises the dangers associated with work-related tasks. To mitigate these risks, computer vision has been leveraged to assess PPE compliance and quickly identify instances of safety violations. For example, a system designed for safety inspections must reliably detect and quantify instances of motorcycle drivers or workers without helmets. The evaluation focuses on the perception capabilities of MLLMs, emphasizing skills in object detection, contextual interpretation, and reasoning.

To evaluate the performance of large and small MLLMs in this context, we collect 5 cases specifically related to helmet usage while driving a motorcycle, instructing the models to count the individuals wearing helmets. We observe that Phi-3-Vision achieves 100% accuracy, while the other three models achieve only 2/5 accuracy, with the correct cases being relatively simple—containing fewer people and lacking occlusions or blurring. To improve performance, we provided cropped regions of the detected persons using an external person detector as illustrated in Figure 6.5. This approach divides the PPE counting task into two steps: first, using an off-the-shelf person detector for person identification, and second, leveraging large MLLMs' robust visual reasoning capabilities and their ability to

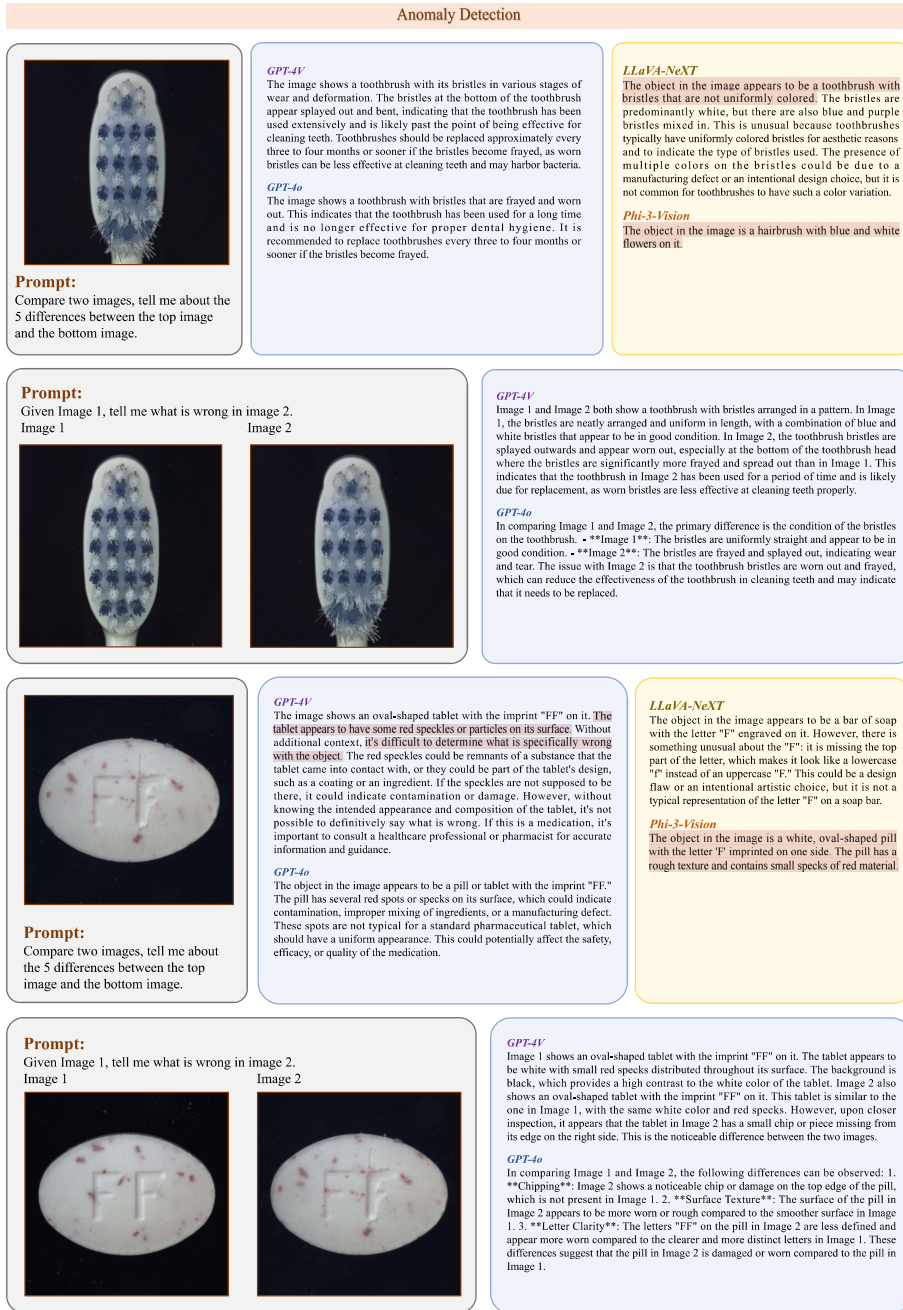


Figure 6.4: Anomaly detection results comparison between a single image and an interleaved image-text pair as input. Red highlights the inaccurate description about the defect.

Safety Inspection



Prompt:
How many people are wearing helmet?

GPT-4V
In the image, there is one person wearing a helmet. There are five individuals on the scooter, and only the person driving the scooter is wearing a yellow helmet.

GPT-4o
In the image, there is one person wearing a helmet.

LLaVA-NeXT
In the image, there is one person wearing a helmet. It is the person in the middle, who appears to be the driver of the motorcycle.

Phi-3-Vision
There is one person wearing a helmet.



Prompt:
Given Image 1, tell me what is wrong in image 2.

Image 1
Image 2
Image 3
Image 4
Image 5







GPT-4V
The image shows a busy street scene with several individuals riding motorcycles. There are three people visible who are wearing helmets.

GPT-4o
In the image, there is one person wearing a helmet.

LLaVA-NeXT
In the image, there are several people riding motorcycles. It appears that at least one of the riders is wearing a helmet, which is a safety precaution. However, I cannot determine the exact number of people wearing helmets without more information or a clearer view of the image.

Phi-3-Vision
There are two people wearing helmets in the image.

GPT-4V
The images provided appear to be duplicates of the same scene, showing a person riding a motorcycle and wearing a helmet. Since all the images are essentially the same, there is only one person wearing a helmet across all the images.

GPT-4o
1. Image 1: The person is wearing a helmet. 2. Image 2: The person is not wearing a helmet. 3. Image 3: The person is not wearing a helmet. 4. Image 4: The person is not wearing a helmet. 5. Image 5: The person is wearing a helmet. Summary: 2 people are wearing helmets.

Figure 6.5: Application Highlights on Safety Inspection: Personal Protective Equipment (PPE) Counting in the driving scenario. Red highlights the inaccurate number of people who wearing the helmet.

handle interleaved image-text inputs to identify safety issues. We observed that this method significantly improved GPT-4o’s performance, achieving 3/3 accuracy. However, GPT-4V still failed in one case to accurately count the number of people wearing helmets.

6.2.3 Grocery Checkout

Self-checkout machines are now widely used in supermarket chain stores such as Wegmans and Walmart, offering a quicker alternative to traditional cashier-assisted checkout and reducing staff workload. Despite their benefits, these machines often pose challenges for customers, who must locate product barcodes or manually input item codes for fresh produce like apples. This process can be particularly frustrating for first-time users or those unfamiliar with the system. To address these issues, we examine five scenarios showcasing the potential of MLLMs to power an automated self-checkout system capable of recognizing and processing items without user input. This evaluation focuses on the MLLMs' abilities in perception (understanding visual and textual inputs) and reasoning (spatial and multimodal) to streamline the checkout experience.

When shown with a picture of a shopping basket containing customers' grocery items, as shown in Figure 6.6, both large and small MLLMs struggle to accurately identify the products within the basket, with none able to list all the items correctly in five cases. GPT-4o's accuracy is 1/5, GPT-4V's accuracy is 2/5, Phi-3-Vision's accuracy is 1/5, while the accuracy of LLaVA-NeXT is 0/5. However, the examples shown in the second row of Figure 6.6, we enhance the prompt by incorporating catalog images of the grocery products retrieved from the retail website, which leads to improving performance for large MLLMs. Small MLLMs, however, cannot support multiple images as input and therefore did not benefit from this enhancement. With this improvement, GPT-4o achieves 4/5 accuracy, while GPT-4V remains at 2/5, with GPT-4V failing to provide answers in three cases due to limitations in handling a large number of images as input—restricted by the input token length.

6.3 Automotive Systems

6.3.1 Damage Evaluation

This application mainly focuses on assessing MLLMs' capabilities of understanding (Perception) and reasoning (Spatial and Multimodal). In our experiment, we present an image depicting car damage to both large and small MLLMs with the prompt shown in Figure 6.7. The accuracy for damage description across the models is as follows: GPT-4V achieves 11/13, GPT-4o achieves 13/13, LLaVA-NeXT scores 10/13, and Phi-3-Vision scores 10/13. Among all models, GPT-4o demonstrates superior proficiency, accurately identifying and precisely localizing damages in all four images. It provides detailed and comprehensive descriptions of each specific damage instance, presented in a structured key-value format. Both GPT-4o and GPT-4V show variability in their perspectives when locating damage, sometimes adopting the car's view and other times the camera's view, with GPT-4V more frequently relying on the latter. Notably, when damage is confined to one side of the vehicle, LLaVA-NeXT often fails to specify which side is affected, whereas the other models, particularly GPT-4o and GPT-4V, are more consistent in correctly identifying the damaged side. Phi-3-Vision, however, tends to generate shorter responses that frequently omit critical details, leading to less thorough

Grocery Checkout

Prompt:
For below image, find what products are presented in the basket. Try to be accurate.




GPT-4V
The image shows a shopping basket with several items: 1. A package of strawberries from Wish Farms. 2. An orange with a sticker on it. 3. A clear container with sliced melon (looks like cantaloupe). 4. A package of Toufayan Bakeries Whole Wheat Pita bread. 5. A small container of what appears to be blueberries, also from Wish Farms. 6. A package of 1/3 less fat Neufchatel cheese, with a purple label that includes an illustration of a bagel with cream cheese. These items suggest a focus on healthy and fresh food choices.

GPT-4o
The basket contains the following products: 1. A package of Wish Farms strawberries. 2. A whole orange. 3. A package of Oroweat Whole Wheat Pita bread. 4. A package of Wish Farms blackberries. 5. A container of sliced cantaloupe. 6. A package of Publix Less Fat Neufchatel Cheese.

LLaVA-NeXT
In the basket, there are the following products: 1. A package of strawberries. 2. A whole orange. 3. A package of pita bread. 4. A container of yogurt. 5. A package of bagels. 6. A box of Alexia Sweet Potato Fries. Please note that the items are placed on a shopping cart, and the specific brands or types of the products are not clearly visible.

Phi-3-Vision
The basket contains strawberries, an orange, a bag of whole wheat bread, a container of yogurt, and a box of cheese.




GPT-4V
The image shows a shopping cart with various grocery items. Inside the cart, there are: - A pineapple with its green crown intact. - A package of strawberries in a clear plastic container with a label that appears to say "Foxy." - A package of whole white mushrooms in a blue container with a label that includes the text "Giorgio." - A bag of green grapes, which also contains a few ears of corn. The bag has a label with the text "SUNSET." - The shopping cart is branded with the name "ALDI," indicating that the shopping is likely being done at an ALDI supermarket.

GPT-4o
The shopping cart contains the following products: 1. A pineapple 2. A container of strawberries (brand: Foxy) 3. A package of white mushrooms 4. A bag of green grapes 5. Several ears of corn on the cob (packaged together)

LLaVA-NeXT
In the basket, there are the following products: 1. A whole pineapple. 2. A package of strawberries. 3. A bag of green grapes. 4. A bag of yellow corn on the cob. 5. A bag of what appears to be baby potatoes. 6. A bag of what looks like green beans. 7. A bag of what could be a leafy green vegetable, possibly spinach or a similar leafy green. Please note that the exact identification of some items might be difficult due to the angle and quality of the image.

Phi-3-Vision
The basket contains a pineapple, strawberries, a bag of grapes, a bag of corn, and a bag of mushrooms.

Prompt:
Here is a list of reference images:




For below image, find what products are presented in the basket according to reference image above. Only tell me products that are exactly same type of reference images.




GPT-4V
The products presented in the basket that match the reference images are: - Strawberries: There is a package of strawberries that matches the reference image of strawberries. - Blueberries: There is a package of blueberries that matches the reference image of blueberries. - Cheese: There is a package of Neufchatel cheese that matches the reference image of cheese. - Cantaloupe: There is a container of cantaloupe pieces that matches the reference image of cantaloupe. - Orange: There is an orange that matches the reference image of an orange. - Bread: There is a package of whole wheat pita bread that matches the reference image of bread. The other items in the reference list, such as tomato and banana, are not visible in the basket image provided.

GPT-4o
The products in the basket that are exactly the same type as the reference images are: 1. Strawberries 2. Blueberries 3. Cheese 4. Cantaloupe 5. Orange 6. Bread

Prompt:
Here is a list of reference images:



For below image, find what products are presented in the basket according to reference image above. Only tell me products that are exactly same type of reference images.



GPT-4V
The products presented in the shopping cart that match the reference images provided are: - Green Grapes - White Mushrooms - Strawberries - Pineapple - Corn These items in the cart are exactly the same type as those in the reference images.

GPT-4o
The products in the basket that are exactly the same type as the reference images are: 1. Green Grapes 2. White Mushrooms 3. Strawberries 4. Pineapple 5. Corn

Figure 6.6: Application Highlights on Grocery Checkout. Red highlights the products that are not in the basket.

damage descriptions even in cases where it answers accurately. Additionally, due to light reflections and the partial view of the car shown in the image, the two small models occasionally identify areas or components as damaged when they are, in fact, undamaged. Overall, the four models perform well in this task.

6.3.2 Insurance Reporting

Building on the success in damage evaluation, we adjust our prompt to instruct both large and small MLLMs to identify the make, model, and license plate of the damaged vehicle depicted in the image and to return the extracted information in JSON format. This application evaluates the MLLMs' ability on understanding (OCR, Perception and Instruction following). For this task, we collect an additional 15 car accident images from the web, ensuring that each image contains a high-resolution view of the car with visible make, model, and license plate information. Due to the constrained prompt and the potential unavailability of certain information, such as the estimated cost of repair, as well as challenges like occlusion, none of the four models succeed in generating completely accurate answers. Specifically, none of the models are able to predict the estimated cost of repair, with "N/A" replaced as shown in Figure 6.8. Additionally, in some samples, GPT-4V and Phi-3-Vision fail to provide assistance with that request. To select the best model, we compare the number of inaccurate and N/A answers across the models: GPT-4V produces 47 N/A answers and 6 incorrect answers, GPT-4o has 31 N/A and 5 incorrect answers, LLaVA-NeXT generates 36 N/A and 14 incorrect answers, and Phi-3-Vision yields 27 N/A and 18 incorrect answers. Additionally, since GPT-4V fails to generate answers in 8 cases and Phi-3-Vision in 2 cases, we calculate 5 N/A for each of those cases. Overall, GPT-4o performs better among these models.

6.4 Embodied AI

In this part, we explore the exciting applications and implications of GPT-4V and GPT-4o for embodied agent, focusing on how these models can bridge the gap between multimodal understanding of static inputs and physical interaction with dynamic environments. To provide a concrete example, we consider a scenario where GPT-4o and GPT-4V take on the role of a home robot.

6.4.1 House Navigation

In this setting, we examine how these models navigate task-oriented challenges throughout the house, showcasing their ability to comprehend and effectively interact with their surroundings to accomplish specific tasks. We utilize a virtual house tour to replicate interactive environments for embodied agents, allowing us to assess how models like GPT-4V and GPT-4o perform in simulated real-world settings. We collect three cases simulating a home robot performing chores, such as fetch something from the dish washer as shown in Figure 6.9. In the

Damage Evaluation

Prompt:
Imagine that you are an expert in evaluating the car damage from car accident for auto insurance reporting. Please evaluate the damage seen in the image below.






	<p>GPT-4V</p> <p>The image shows the side of a silver-colored car with visible damage. There are two main areas of deformation: 1. A large, shallow dent on the rear door, below the window line. This dent does not appear to have compromised the door's edge or the operation of the door itself, but it has significantly distorted the metal panel. 2. A smaller, more pronounced dent on the rear quarter panel, just above the wheel well. This dent is more localized and appears to be deeper than the one on the door. There is no visible damage to the paint, suggesting that the impact was relatively soft, such as from a low-speed collision or a bump against a soft object (e.g., another vehicle's bumper at low speed, a rubber ball, etc.). There is no apparent structural damage visible from this angle, and the wheel and tire appear to be unaffected. For a comprehensive evaluation, a professional would need to inspect the vehicle in person to assess any potential underlying structural damage, the integrity of the door's internal mechanisms, and whether there is any damage to the suspension or alignment that isn't visible in the photo. Additionally, the cost of repair would depend on the make and model of the vehicle, the extent of the damage upon closer inspection, and the rates of the body shop performing the repairs.</p>	<p>LLaVA-NEXT</p> <p>As an expert in evaluating car damage for auto insurance reporting, I would assess the damage in the image as follows: 1. Rear Bumper Damage: The rear bumper of the car appears to be damaged. There are visible scratches and possibly some paint chips or minor dents. The damage seems to be limited to the bumper area and does not extend to the bodywork of the car. 2. Tail Light Damage: The tail light on the right side of the car is damaged. It appears to be cracked or shattered, which could affect its functionality. 3. Rear Bodywork Damage: There are some minor dents and scratches visible on the rear bodywork of the car, particularly around the bumper area. 4. Possible Frame Damage: While it's not visible in the image, the damage to the bumper and tail light could potentially indicate damage to the frame of the car, which would be more severe and require a thorough inspection. 5. Overall Damage Assessment: Based on the visible damage, the car would likely be considered a "minor" or "moderate" damage case, depending on the specific criteria used by the insurance company. The damage is localized to the rear of the car and does not appear to affect the structural integrity of the vehicle. 6. Estimate of Repair Costs: The cost of repair would depend on the specific make and model of the car, as well as the labor rates in the area. However, given the visible damage, a rough estimate for repair could range from a few hundred to a few thousand dollars, depending on the extent of the damage and the need for replacement parts. 7. Safety Considerations: The damage does not seem to pose an immediate safety risk to the vehicle's occupants. However, it is important to have the tail light inspected to ensure it is functioning properly, as a non-functioning tail light could be a safety hazard. 8. Recommendation for Further Inspection: Given the visible damage, it would be advisable to have a professional auto body technician inspect the car to determine if there is any additional damage not visible in the image, such as frame damage or damage to the car's electrical system. Please note that this assessment is based on the visible damage in the image and does not take into account any potential damage not visible in the photo. A thorough in-person inspection by a professional would be necessary to provide a more accurate assessment of the damage and the necessary repairs.</p> <p>Phi-3-Union</p> <p>Based on the image provided, there is no visible damage to the car. The rear side of the car is shown, and it appears to be in good condition without any dents, scratches, or other signs of damage.</p>
	<p>GPT-4V</p> <p>The image shows a blue car with significant damage to the passenger side door. The door panel is severely dented with multiple creases and deformations, indicating a strong impact. The damage appears to be concentrated around the center of the door, with the metal pushed inward, creating a large, irregularly shaped dent. The door handle area is also affected, with visible distortion around it, which could potentially affect the mechanism's operation. The lower part of the door panel near the rear wheel is crumpled and bent outwards, suggesting that the force of the impact may have been directed from the front towards the back of the car. There are also some scratches and minor paint damage visible on the surface of the door. Given the extent of the damage, it is likely that the door will need to be replaced rather than repaired. Additionally, it would be important to check the underlying structures for any damage to the frame, alignment, or internal components that may not be immediately visible but could affect the vehicle's safety and functionality. An in-person inspection by a professional would be necessary to fully assess the damage and determine the appropriate repairs.</p>	<p>LLaVA-NEXT</p> <p>As an expert in evaluating car damage for auto insurance reporting, I would assess the damage in the image as follows: 1. Door Damage: The driver's side door is significantly damaged. The metal is bent and the paint is scraped off, indicating a forceful impact. The damage appears to be consistent with a side-impact collision. 2. Bodywork Damage: There is visible damage to the bodywork of the car. The metal is dented and the paint is scratched and chipped, particularly around the area of the door. This damage suggests that the car has been struck with some force. 3. Frame Damage: The frame of the car may also be damaged, although it's not directly visible in the image. The extent of frame damage would require a more thorough inspection, but the visible bodywork damage could indicate that the frame has been affected. 4. Undercarriage Damage: The undercarriage of the car is not visible in the image, so it's not possible to assess if there is any damage there. However, given the extent of the visible damage, it's possible that the undercarriage has been impacted. 5. Mechanical Damage: The mechanical components of the car, such as the engine, transmission, and suspension, are not visible in the image. A thorough inspection would be necessary to determine if there is any mechanical damage. 6. Interior Damage: The interior of the car is not visible in the image, so it's not possible to assess if there is any damage to the seats, dashboard, or other interior components. 7. Tire and Wheel Damage: The tire and wheel are not visible in the image, so it's not possible to assess if there is any damage to them. Based on the visible damage, the car would likely require professional bodywork repair, including the door, and possibly paint matching and repainting. The cost of the repair would depend on the extent of the damage and the labor rates in the area.</p>
	<p>GPT-4V</p> <p>The image shows a blue car with significant damage to the rear passenger door. Here is a detailed evaluation of the damage: 1. Extent of Damage: The rear passenger door has a large, deep dent that spans almost the entire door panel. The dent includes multiple creases and folds, indicating a strong impact. There is visible paint damage and scratches, particularly around the edges of the dent. 2. Location of Damage: The damage is localized to the rear passenger door. The door handle appears to be intact but may have internal damage due to the proximity to the dent. 3. Window above the door does not appear to be damaged, but the door frame may be affected. 4. Possible Internal Damage: Given the severity of the dent, there may be internal damage to the door's mechanisms, including the window regulator, locking mechanism, and wiring. The door may have alignment issues, affecting its ability to open and close properly. 5. Repair Considerations: The door panel will likely need to be replaced due to the extent of the damage. Repainting will be necessary to match the car's original color. Internal components may need inspection and possible replacement. 6. Cost Implications: Replacing and repainting the door panel can be costly. Additional costs may arise from repairing or replacing internal components and ensuring the door aligns correctly. In summary, the car has sustained significant damage to the rear passenger door, requiring extensive repairs including panel replacement, repainting, and potential internal component repairs.</p>	<p>Phi-3-Union</p> <p>Based on the image, the car has sustained significant damage to its rear door panel, with a large dent and a portion of the panel missing. This damage likely has been considered a total loss by an insurance company, as the damage is extensive and the car's structural integrity is compromised.</p>
	<p>GPT-4V</p> <p>The image shows a red sedan that has sustained significant damage to its front end. The hood is crumpled, and the front bumper is completely destroyed. The engine compartment appears to be severely compromised, with parts of the engine likely damaged or dislodged. The front left wheel is bent outwards, indicating possible suspension and axle damage. The driver's side headlight is missing, and there is substantial deformation of the metal around the wheel well and the front left side of the car. Given the extent of the damage, it is likely that the vehicle is beyond economical repair, often referred to as a "total loss" in insurance terms. The airbags may have deployed, which is not visible in the image, but given the severity of the front-end damage, it is highly probable. The rest of the vehicle cannot be fully assessed from this angle, but the visible damage suggests a high-energy impact, possibly at a moderate to high speed. For a complete and accurate insurance report, a thorough on-site inspection by a professional would be necessary, including an examination of the undercarriage, interior, mechanical components, and electronic systems. Additionally, the vehicle's safety features' performance during the accident would be evaluated.</p>	<p>LLaVA-NEXT</p> <p>As an expert in evaluating car damage from car accidents for auto insurance reporting, I would assess the damage in the image as follows: 1. Frontal Impact: The most significant damage is to the front of the red car. The hood is crumpled, the front bumper is severely damaged, and the headlight assembly is likely to be compromised. The front grille is also damaged, and the front fender is bent and possibly broken. 2. Undercarriage Damage: The front undercarriage of the red car is likely to have sustained damage due to the impact. This could include damage to the engine, transmission, and suspension components, which may not be visible from the outside. 3. Tire and Wheel Damage: The front tire of the red car is likely to be damaged, with possible punctures or sidewall bulging. The wheel may also be bent or damaged. 4. Passenger Side Damage: The passenger side of the red car shows some damage, including scratches and dents on the door, and the side mirror is likely to be damaged or dislodged. 5. Interior Damage: The interior of the red car could have sustained damage due to the impact, including the dashboard, airbags, and seats. The damage may not be visible from the outside. 6. Structural Damage: The red car's frame may have been bent or twisted due to the force of the impact. This could affect the vehicle's structural integrity and may require a thorough inspection to assess. 7. Electrical System Damage: The electrical system of the red car could have been damaged, which may not be visible from the outside. This could include damage to the battery, alternator, wiring, and other electrical components. 8. Fluid Leaks: The red car may have sustained fluid leaks, such as engine oil, coolant, or transmission fluid, which could be internal and not visible from the outside. 9. Functionality: The red car's functionality may be compromised due to the damage. This could include issues with the vehicle's starting system, electrical system, or mechanical components. In summary, the red car in the image has sustained significant damage due to the frontal impact. A thorough inspection by a professional would be necessary to fully assess the extent of the damage and determine the necessary repairs.</p>
	<p>GPT-4o</p> <p>The image shows a red sedan that has sustained significant damage from a car accident. Here is a detailed evaluation of the damage: 1. Front-End Damage: The front end of the vehicle is severely damaged. The hood is crumpled and bent upwards, indicating a high-impact collision. The front bumper is completely detached and the underlying structure is exposed. The front left wheel is dislodged and appears to be severely damaged or broken off from the axle. The left front fender is crumpled and pushed inward. 2. Side Damage: The driver's side door shows signs of impact, with visible dents and deformation. The side mirror on the driver's side is either missing or severely damaged. 3. Windshield and Windows: The windshield appears to be intact, but there may be cracks or chips that are not visible in the image. The driver's side window is intact, but there may be damage to the window mechanism due to the impact on the door. 4. Undercarriage: Given the severity of the front-end damage, there is likely significant damage to the undercarriage, including the suspension, steering components, and possibly the engine and transmission. 5. Other Observations: The car is off the road, indicating it may have been pushed or driven off the roadway after the collision. There is debris on the ground near the vehicle, which could include parts of the car or other materials from the accident. 6. Conclusion: The vehicle has sustained extensive damage, particularly to the front end. The damage is severe enough that it may be considered a total loss, depending on the value of the car and the cost of repairs. A thorough inspection by a professional mechanic and an insurance adjuster would be necessary to determine the full extent of the damage and the feasibility of repairs.</p>	<p>Phi-3-Union</p> <p>The image shows a red sedan that has been involved in a car accident. The front of the car is severely damaged with the hood crumpled and the windshield shattered. The damage appears to be the result of a collision with a vehicle of similar size, as indicated by the damage pattern on the front of the red sedan. There are no visible injuries to the occupants, and the scene is set on a highway with other vehicles in the background, suggesting that the accident may have occurred at a busy time of day. The exact cause of the accident cannot be determined from the image alone.</p>

Figure 6.7: Application Highlights on Auto Damage Evaluation. Red highlights that the description is incorrect.

Insurance Reporting

Prompt:
Imagine that you are an expert in evaluating the car damage from car accident for auto insurance reporting. Please fill the incident report for the accident shown in image below, with the following format in JSON (note xxx is placeholder, if you cannot determine that based on the image, put "N/A" instead). ["make": xxx, "model": xxx, "license plate": xxx, "damage description": xxx, "estimated cost of repair": xxx]




	<p>GPT-4V I'm sorry, I can't provide assistance with that request.</p> <p>GPT-4o {"make": "Suzuki", "model": "N/A", "license plate": "PB32 X 0637", "damage description": "Severe front-end damage, including crumpled hood, broken windshield, damaged front bumper, and significant structural damage to the front left side of the vehicle.", "estimated cost of repair": "N/A"}</p>	<p>LLaVA-NeXT {"make": "N/A", "model": "N/A", "license plate": "N/A", "damage description": "The car in the image has sustained significant damage. The front end is severely crumpled, with the hood and bumper completely destroyed. The front grille is also damaged, and the headlights appear to be shattered. The front windshield is broken, and the side mirrors are missing. The car's bodywork is visibly damaged, and the overall structural integrity of the vehicle is compromised. The damage suggests a high-impact collision.", "estimated cost of repair": "N/A"} Please note that without specific make and model information, as well as the exact extent of the damage, it is not possible to provide accurate values for the "make", "model", "license plate", and "estimated cost of repair" fields. These fields should be filled in with the appropriate information once it becomes available.</p> <p>Phi-3-Vision {"make": "Toyota", "model": "Etios", "license plate": "PB32 X9637", "damage description": "The front of the car is severely damaged with the hood crumpled and the windshield shattered.", "estimated cost of repair": "N/A"}</p>
	<p>GPT-4V The image shows a dark-colored Toyota RAV4 that has been involved in an accident. The vehicle's windshield is severely damaged with a large impact point on the driver's side, suggesting an object struck it with considerable force. The hood also appears to be slightly dented and scratched. The driver's side headlight is intact, but the area around it, including the bumper, has sustained damage. The front bumper is partially detached and scratched. The driver's side door is open, and there is some minor damage visible on the door edge. The license plate is visible. Here is the incident report in the requested JSON format: {"make": "Toyota", "model": "RAV4", "license plate": "SLAE916", "damage description": "Severe windshield damage with a large impact point on the driver's side, slight hood denting and scratching, front bumper partially detached and scratched, minor damage on the driver's side door edge.", "estimated cost of repair": "N/A"} Please note that the estimated cost of repair cannot be accurately provided without a professional assessment that includes the cost of parts, labor, and whether there are any mechanical issues beyond the visible damage.</p> <p>GPT-4o {"make": "Toyota", "model": "RAV4", "license plate": "SLAE916", "damage description": "Severe damage to the windshield, roof, and front right door. The windshield is shattered, the roof is dented, and the front right door is heavily damaged.", "estimated cost of repair": "N/A"}</p>	<p>LLaVA-NeXT {"make": "Toyota", "model": "RAV4", "license plate": "N/A", "damage description": "The vehicle has sustained significant damage to the front and side. The front bumper is severely crumpled, the hood is crumpled and dented, and the front grille is damaged. The front passenger door is also damaged, with visible dents and scratches. The side mirror is broken, and the side of the vehicle has sustained scratches and dents. The front wheel is also damaged, with visible bending and scuff marks. The overall damage suggests a forceful impact, likely from a side-on collision." "estimated cost of repair": "N/A"}</p> <p>Phi-3-Vision To accurately evaluate the damage and provide a detailed report, a physical inspection of the car is required. This information cannot be determined from the image alone.</p>
	<p>GPT-4V {"make": "Hyundai", "model": "Tucson", "license plate": "LT398047", "damage description": "Rear-end collision with significant damage to the rear bumper, trunk lid, and rear lights. The rear windshield is shattered, and there is potential structural and alignment damage to the rear frame.", "estimated cost of repair": "N/A"}</p> <p>GPT-4o {"make": "Hyundai", "model": "Tucson", "license plate": "L738847", "damage description": "Severe rear-end damage including a shattered rear windshield, crumpled rear bumper, and significant deformation of the rear body panels.", "estimated cost of repair": "N/A"}</p>	<p>LLaVA-NeXT {"make": "Hyundai", "model": "Santa Fe", "license plate": "N/A", "damage description": "The vehicle has sustained significant damage to the rear side area. The bodywork is severely dented and scratched, with visible damage to the bumper, rear quarter panel, and the trunk lid. The paint has been scraped off in multiple areas, and there is a noticeable deformation of the metal. The taillight assembly appears to be intact but may have internal damage. The damage suggests a side-impact collision with a substantial force.", "estimated cost of repair": "N/A"}</p> <p>Phi-3-Vision make: Hyundai; model: Elantra; license plate: LT3884; damage description: The rear of the car is severely damaged, with the trunk area crushed and the rear bumper and taillight area also showing significant damage. estimated cost of repair: N/A</p>
	<p>GPT-4V {"make": "Mazda", "model": "3", "license plate": "DYI-1750", "damage description": "Rear-end collision with significant deformation of the trunk area, rear bumper, and rear lighting assemblies. Possible damage to the rear frame and suspension components. Rear windshield is completely shattered.", "estimated cost of repair": "N/A"}</p> <p>GPT-4o {"make": "Mazda", "model": "3", "license plate": "QY7-1750", "damage description": "Severe rear-end damage including crumpled trunk, broken rear windshield, damaged rear bumper, and misaligned rear lights.", "estimated cost of repair": "N/A"}</p>	<p>LLaVA-NeXT {"make": "Honda", "model": "Civic", "license plate": "N/A", "damage description": "The car has sustained significant damage to the rear end, including a severely dented trunk lid, a damaged rear bumper, and possible damage to the tail lights and rear fender. The damage appears to be the result of a collision with another vehicle.", "estimated cost of repair": "N/A"}</p> <p>Phi-3-Vision make: Mazda, model: 6, license plate: OYE-1750, damage description: severe rear-end damage, estimated cost of repair: N/A</p>

Figure 6.8: Application Highlights on Insurance Reporting. Red highlights that the model fails to extract information (N/A) or generates incorrect answer.

task-oriented navigation scenario, both GPT-4o and GPT-4V successfully accomplish these tasks, with GPT-4o providing more succinct and efficient responses.

6.5 Intelligent Graphical Interface Exploration

6.5.1 Notification Understanding


Notification handling is a straightforward scenario requiring an AI agent to navigate and interpret content. We evaluate four models' abilities to understand notifications on both smartphone and computer screens, especially the capability of understanding (perception) and multimodal reasoning. Successfully interpreting notification content and responding appropriately involves three key steps: first, locating the app by its specific name; second, interpreting the content displayed on the screen; and finally, determining and returning the appropriate next step. For quantitative analysis, the results indicate that GPT-4o performs the best, achieving 100% accuracy, followed closely by GPT-4V with a score of 8 out of 9. LLaVA-NeXT ranks third, with moderate accuracy of 4 out of 9, while Phi-3-Vision demonstrates the lowest performance, scoring only 1 out of 9. Our observations suggest that GPT-4o is the most reliable model for this task, particularly in accurately locating the app. In contrast, Phi-3-Vision shows significant limitations, often failing to generate the correct next step in most cases (7 out of 9). Figure 6.10 provides examples on what is the next step that four MLLMs will do when they receiving notifications on different devices.

6.5.2 Web Browsing


We know that GPT models can serve as intelligent browsers for users, which raises the question and hypothesis of how MLLMs might perform as agents when browsing a website with specific requirements. To assess models' capabilities in understanding (OCR and Perception), task-oriented action planning, and contextual reasoning, we evaluate the performance of four MLLMs in navigating a computer GUI within a task-oriented setting. The model is provided with a screenshot of the current computer screen, the end goal of the navigation, and a list of possible actions, and is then instructed to predict the subsequent steps.

For example, if the task is to install Anaconda, the model must determine the correct sequence of actions to achieve this goal. As shown in Figure 6.11 and Figure 6.12, both GPT-4V and GPT-4o successfully navigate the GUI to browse the web and retrieve the instructions for installing Anaconda. Hence, the predicted actions of two large MLLMs are well-grounded, demonstrating the potential for automating the entire process without requiring human intervention. In contrast, LLaVA-NeXT and Phi-3-Vision frequently struggle to operate the GUI effectively, as they are unable to generate the precise next step required for completing the task under the same conditions as GPT-4V. This limitation makes it challenging for these models to successfully follow the given instructions. To better compare the performance gap between the small models and the large models in this task, we use GPT-4V's prompts as input for each step for both LLaVA-NeXT and Phi-3-Vision. Meanwhile,

Embodied AI Navigation




Prompt:
Imagine that you are a home robot, and is asked to go to the kitchen to bring the washed dishes from the dishwasher. The image below shows your current position. Please plan your next action.




Prompt:
Imagine that you are a home robot, and is asked to go to the kitchen to bring the washed dishes from the dishwasher. At the previous turn, you were at the position shown in the below image:

The action taken in previous turn is:
GPT-4V: head towards any doorways or openings that could lead to the kitchen
GPT-4o: look for an exit from the living room that leads to the kitchen
 Now you are at the open doorway of kitchen, this is what you can see from there. Can you see the kitchen from here? What is your next action?



Prompt:
Imagine that you are a home robot, and is asked to go to the kitchen to bring the washed dishes from the dishwasher. At the previous turn, you were at the position shown in the below image:

The action taken in previous turn is:
GPT-4V: enter the kitchen
GPT-4o: enter the kitchen and locate the dishwasher
 Now you are at the kitchen, this is what you can see from there. What is your next action?



The action taken in previous turn is:
GPT-4V: enter the kitchen
GPT-4o: enter the kitchen and locate the dishwasher
 Now you are at the kitchen, this is what you can see from there. What is your next action?

GPT-4V
The image shows a living room with a couch, armchairs, a coffee table, and a TV mounted on the wall. There is a world map framed on the wall, a fireplace, and a door that appears to lead outside. To proceed to the kitchen, I would need to identify the entrance to the kitchen, which is not visible in this image. If I were a home robot, my next action would be to navigate around the furniture carefully, likely heading towards any doorways or openings that could lead to the kitchen. If the kitchen is not in my line of sight, I would use my sensors or pre-programmed home layout information to find the kitchen entrance and proceed there to retrieve the dishes from the dishwasher.

GPT-4o
Based on the image, you are currently in a living room. To get to the kitchen and retrieve the washed dishes from the dishwasher, follow these steps: 1. **Identify the Exit**: Look for an exit from the living room that leads to the kitchen. This could be a doorway or an open space. 2. **Navigate Around Furniture**: Move around the furniture in the living room, such as the sofa, chairs, and tables, to reach the exit. Be careful not to bump into any objects. 3. **Proceed to the Kitchen**: Once you have exited the living room, proceed to the kitchen. The kitchen is typically adjacent to the living room in many homes. 4. **Locate the Dishwasher**: In the kitchen, locate the dishwasher. It is usually installed under the kitchen counter. 5. **Retrieve the Dishes**: Open the dishwasher and carefully take out the washed dishes. 6. **Return to the Living Room**: Carry the dishes back to the living room or to the designated area where they need to be placed. Ensure you move cautiously to avoid any obstacles and handle the dishes with care to prevent any breakage.

GPT-4V
Yes, from the current viewpoint, I can see the kitchen. The image shows a kitchen area with wooden cabinets, a countertop with bar stools, a stove, a microwave above the stove, and a refrigerator. There are also closed doors that likely lead to a pantry or storage area. My next action as a home robot would be to enter the kitchen, locate the dishwasher, and proceed to carefully remove the washed dishes. After ensuring that the dishes are dry and clean, I would then transport them to their designated storage locations within the kitchen or dining area, as per the household organization.

GPT-4o
Yes, you can see the kitchen from the open doorway. The kitchen is visible with cabinets, a refrigerator, a stove, and a countertop with two chairs. Your next action should be to enter the kitchen and locate the dishwasher. Once you find the dishwasher, check if the dishes are clean and ready to be taken out. If they are, proceed to take the washed dishes from the dishwasher.

GPT-4V
The images show a kitchen with wooden cabinets, a granite countertop, and various kitchen appliances, including a dishwasher. The dishwasher is located to the right of the sink, partially hidden by the open cabinet door under the countertop. Given the task to bring the washed dishes from the dishwasher, the next action would be to approach the dishwasher, open it, and carefully remove the clean dishes.

GPT-4o
In the second image, the dishwasher is visible to the left of the sink. The next action would be to approach the dishwasher, open it, and retrieve the washed dishes.

Figure 6.9: Acting as an embodied agent to navigate through a house to fetch something from the dish washer.



Figure 6.10: Results of four MLLMs on predicting the action upon receiving a notification. Red highlights the inaccurate predicted action.

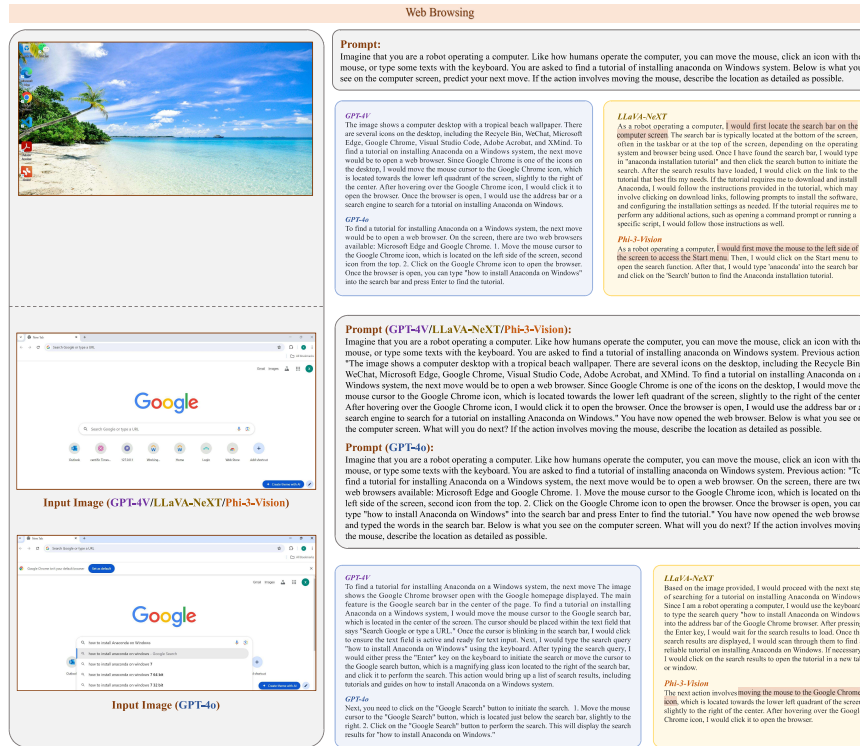


Figure 6.11: Four MLLMs navigate through GUI to shop for a facial cleanser for women. Red highlights that the answer is incorrect or does not provide detailed description.

GPT-4o uses its own output from the previous step as the prompt for the next step, allowing us to clearly see how the small models perform relative to the large models when provided with more guided input.

6.5.3 Online Shopping

Navigating a smartphone GUI for online shopping represents a promising application within this field. This application mainly focuses on assess MLLMs' capability of spatial reasoning and action planning within user interfaces (UIs). In our evaluation, we provide the four models with a screenshot of the current phone screen, a list of possible actions, and a prompt to predict the subsequent steps needed to shop for an item within a specified budget range. Similar to the web browsing task, we use GPT-4V's prompt as the input for the two small MLLMs, LLaVA-NeXT and Phi-3-Vision, to better assess their performance relative to the large models. As illustrated in Figure 6.13, 6.14, and 6.15, both GPT models can accurately navigate through




Figure 6.12: Four MLLMs navigate through GUI to browse the web to search for the guidance of installing Anaconda in Windows system. Red highlights that the answer is incorrect or does not provide detailed description.

GUI to shop a specific item, and with the help of last step as prompt, LLaVA-NeXT also succeed in predicting the subsequent actions to shop the pointed item, while Phi-3-Vision fails to do so..

6.5.4 Watching Videos

Alongside web browsing, videos are a crucial source of online information. In the context of watching video, the specific ability of large MLLMs being evaluated can be temporal reasoning and multi-frame understanding. To assess this ability to understand videos and explain their content, including humorous elements, we collect 8 different image sequences from YouTube to evaluate the performance of two GPT models. Based on the results shown in Section 4.1, in this scenario, both GPT-4V and GPT-4o can generate insightful descriptions of the video content when aided by text descriptions shown in each image, as illustrated in Figure 6.16. However, as shown in the second case in Figure 6.16, both models struggle to identify the humorous elements, even with text assistance. Additionally, for videos with more complex content, such as cooking videos (with around 15 images as input), GPT-4V fails to generate any results, whereas GPT-4o successfully describes the video content, demonstrating its potential for automatic transcript generation for user-generated video content.



Online Shopping



Prompt (GPT-4V/LLaVA-NeXT/Phi-3-Vision):
Imagine that you are a robot operating a phone. Like how humans operate the phone, you can move your finger to an icon, click an icon with your finger, scroll down a screen, or type some texts with the keyboard. You are asked to shop for a women's facial cleanser, your budget is between \$20 and \$40. Previous action: "The image displays the Amazon app interface with search results for "women's facial cleanser." At the top, there is a navigation bar with a back arrow on the left, a search bar in the center, and camera and microphone icons on the right. Below the navigation bar, there is information about the delivery address. The main part of the screen shows an advertisement for Olay Cleansing Melts, with options for different types of the product, each with a star rating and a Prime logo indicating eligibility for Amazon Prime benefits. Below the advertisement, there is a link to "Shop Olay Cleansing Melts" and another sponsored product listing for Neutrogena Ultra Gentle Hydrating Facial Cleanser. My immediate next move would be to tap on the "Filters" button to apply a price filter to the search results. The "Filters" button is a rectangular button located just below the delivery address information and to the left of the screen. It is adjacent to the "Prime" toggle switch. Tapping this button will allow me to access the filtering options where I can specify the price range of \$20 to \$40 to narrow down the search results to products within the budget." You have now completed the previous action as described above. Below is what you see on the phone screen. Please predict your immediate next move. If the action involves moving your finger to an icon, describe the location of that icon as detailed as possible.

Prompt (GPT-4o):
Imagine that you are a robot operating a phone. Like how humans operate the phone, you can move your finger to an icon, click an icon with your finger, scroll down a screen, or type some texts with the keyboard. You are asked to shop for a women's facial cleanser, your budget is between \$20 and \$40. Previous action: "The next step would be to filter the search results by price to ensure the products fall within your budget of \$20 to \$40. 1. Move your finger to the "Filters" button located just below the search bar, towards the left side of the screen. 2. Tap on the "Filters" button to open the filtering options. This will allow you to set the price range and narrow down the search results to products within your budget." You have now completed the previous action as described above. Below is what you see on the phone screen. Please predict your immediate next move. If the action involves moving your finger to an icon, describe the location of that icon as detailed as possible.

GPT-4V
The image shows the Amazon app interface on a smartphone screen. At the top of the screen, there is a search bar with the placeholder text "Search or ask". The image shows the filter settings within the Amazon app, specifically for the search term "women's facial cleanser". At the top of the screen, there is a navigation bar with a back arrow on the left, a search bar in the center, and icons for camera and microphone search on the right. The main part of the screen displays the "Filters" section, with categories such as "Brands" and "Price & Deals". Under the "Price" category, there is a price range slider that currently spans from \$1 to \$110+. My immediate next move would be to adjust the price range slider to set the minimum price at \$20 and the maximum price at \$40 to match the given budget. To do this, I would move my finger to the left circle on the price range slider and drag it to the right until it reaches the \$20 mark. Then, I would move my finger to the right circle on the slider and drag it to the left until it reaches the \$40 mark. After setting the price range, I would tap the "Show 3,353 results" button at the bottom of the screen to apply the filter and view the products that match the specified price range.

LLaVA-NeXT
Based on the previous action and the current screen, my immediate next move would be to tap on the "Price & Deals" button, which is located at the bottom of the screen. This button is adjacent to the "Deals & discounts" button and is part of the navigation bar at the bottom of the screen. Tapping on the "Price & Deals" button will allow me to access the filtering options where I can further refine the search results based on price and other deal-related criteria.

Phi-3-Vision
The image displays a smartphone screen with the Amazon app interface open. The user is in the process of searching for a women's facial cleanser within a budget of \$20 to \$40. The user has previously tapped on the "Filters" button to apply a price filter to the search results. The "Filters" section is currently open, showing options to filter by "Brands" and "Price & Deals". The "Brands" section lists various brands such as La Roche-Posay, CerVe, Catulapi, Neutrogena, Garnier, and Elanid, with a sub-section titled "From Our Brand" and another sub-section titled "All Top Brands" with "Top Brands" listed below. The "Price & Deals" section shows a price range of \$1 to \$110+. Below this, there is a "Deals & Discounts" section with a button to "Show 3,353 results". The user's next move would be to tap on the "Show 3,353 results" button to view all the search results that match the price filter.

Prompt (GPT-4V/LLaVA-NeXT/Phi-3-Vision):
Imagine that you are a robot operating a phone. Like how humans operate the phone, you can move your finger to an icon, click an icon with your finger, scroll down a screen, or type some texts with the keyboard. You are asked to shop for a women's facial cleanser, your budget is between \$20 and \$40. Previous action: "The image shows the filter settings within the Amazon app, specifically for the search term "women's facial cleanser." At the top of the screen, there is a navigation bar with a back arrow on the left, a search bar in the center, and icons for camera and microphone search on the right. Below the navigation bar, there is information about the delivery address. The main part of the screen shows an advertisement for Olay Cleansing Melts, with options for different types of the product, each with a star rating and a Prime logo indicating eligibility for Amazon Prime benefits. Below the advertisement, there is a link to "Shop Olay Cleansing Melts" and another sponsored product listing for Neutrogena Ultra Gentle Hydrating Facial Cleanser. My immediate next move would be to tap on the "Filters" button to apply a price filter to the search results. The "Filters" button is a rectangular button located just below the delivery address information and to the left of the screen. It is adjacent to the "Prime" toggle switch. Tapping this button will allow me to access the filtering options where I can specify the price range of \$20 to \$40 to narrow down the search results to products within the budget." You have now completed the previous action as described above. Below is what you see on the phone screen. Please predict your immediate next move. If the action involves moving your finger to an icon, describe the location of that icon as detailed as possible.

Prompt (GPT-4o):
Imagine that you are a robot operating a phone. Like how humans operate the phone, you can move your finger to an icon, click an icon with your finger, scroll down a screen, or type some texts with the keyboard. You are asked to shop for a women's facial cleanser, your budget is between \$20 and \$40. Previous action: "The next step would be to adjust the price range to fit within your budget of \$20 to \$40. 1. Move your finger to the left circle on the price slider, which is currently set to \$1. 2. Drag the circle to the right until it reaches \$20. 3. Move your finger to the right circle on the price slider, which is currently set to \$110+. 4. Drag the circle to the left until it reaches \$40. After setting the price range, you can proceed to apply the filter. 5. Move your finger to the "Show 3,353 results" button located towards the bottom right of the screen. 6. Tap on the "Show 3,353 results" button to apply the filter and view the products within your budget.

GPT-4V
The image displays a mobile screen with the Amazon shopping app open. At the top, there is a search bar with the text "women's facial cleanser" and a delivery address indicated below it. The screen shows a sponsored product from "Revision Skincare" and below that, another sponsored product from "TATCHA The Matcha Cleanser." The TATCHA product is listed at \$40.00, which is at the upper limit of the specified budget. My immediate next move would be to scroll down the screen to view more products. To do this, I would place my finger on the screen and swipe upwards to reveal additional items that are within the \$20 to \$40 price range. This action would not require tapping on any specific icon but rather a gesture on the screen itself.

LLaVA-NeXT
Based on the image provided, my immediate next move would be to tap on the "Shop Revision Skincare" button, which is located at the bottom of the screen. This will take me to the product page for the TATCHA The Matcha Cleanser, which is a women's facial cleanser and falls within the given price range of \$20 to \$40.

Phi-3-Vision
The image shows a smartphone screen displaying a search result for "women's facial cleanser" on the Amazon app. The price range slider is set between \$20 and \$40, as indicated by the text "\$20 to \$40". Below the search results, there are images of three different skincare products from the brand "Revision Skincare": the first product is a "Papaya Enzyme Cleanser", the second is a "Gentle Foaming Cleanser", and the third is a "Gentle Cleansing Lotion". There is also a sponsored advertisement for "TATCHA The Matcha Cleanser" with a 4-source (Pack of 1) product priced at \$40.00, which is within the \$20 to \$40 price range. The interface elements such as the back arrow, search bar, camera, and microphone icons, as well as the "Filters" button, are visible on the top of the screen.



Prompt (GPT-4V/LLaVA-NeXT/Phi-3-Vision):
Imagine that you are a robot operating a phone. Like how humans operate the phone, you can move your finger to an icon, click an icon with your finger, scroll down a screen, or type some texts with the keyboard. You are asked to shop for a women's facial cleanser, your budget is between \$20 and \$40. Previous action: "The image shows the filter settings within the Amazon app, specifically for the search term "women's facial cleanser." At the top of the screen, there is a navigation bar with a back arrow on the left, a search bar in the center, and icons for camera and microphone search on the right. Below the navigation bar, there is information about the delivery address. The main part of the screen shows an advertisement for Olay Cleansing Melts, with options for different types of the product, each with a star rating and a Prime logo indicating eligibility for Amazon Prime benefits. Below the advertisement, there is a link to "Shop Olay Cleansing Melts" and another sponsored product listing for Neutrogena Ultra Gentle Hydrating Facial Cleanser. My immediate next move would be to tap on the "Filters" button to apply a price filter to the search results. The "Filters" button is a rectangular button located just below the delivery address information and to the left of the screen. It is adjacent to the "Prime" toggle switch. Tapping this button will allow me to access the filtering options where I can specify the price range of \$20 to \$40 to narrow down the search results to products within the budget." You have now completed the previous action as described above. Below is what you see on the phone screen. Please predict your immediate next move. If the action involves moving your finger to an icon, describe the location of that icon as detailed as possible.

Prompt (GPT-4o):
Imagine that you are a robot operating a phone. Like how humans operate the phone, you can move your finger to an icon, click an icon with your finger, scroll down a screen, or type some texts with the keyboard. You are asked to shop for a women's facial cleanser, your budget is between \$20 and \$40. Previous action: "The next step would be to adjust the price range to fit within your budget of \$20 to \$40. 1. Move your finger to the left circle on the price slider, which is currently set to \$1. 2. Drag the circle to the right until it reaches \$20. 3. Move your finger to the right circle on the price slider, which is currently set to \$110+. 4. Drag the circle to the left until it reaches \$40. After setting the price range, you can proceed to apply the filter. 5. Move your finger to the "Show 3,353 results" button located towards the bottom right of the screen. 6. Tap on the "Show 3,353 results" button to apply the filter and view the products within your budget." You have now completed the previous action as described above. Below is what you see on the phone screen. Please predict your immediate next move. If the action involves moving your finger to an icon, describe the location of that icon as detailed as possible.

GPT-4V
The image displays a mobile screen with the Amazon shopping app open. At the top, there is a search bar with the text "women's facial cleanser" and a delivery address indicated below it. The screen shows a sponsored product from "Revision Skincare" and below that, another sponsored product from "TATCHA The Matcha Cleanser." The TATCHA product is listed at \$40.00, which is at the upper limit of the specified budget. My immediate next move would be to scroll down the screen to view more products. To do this, I would place my finger on the screen and swipe upwards to reveal additional items that are within the \$20 to \$40 price range. This action would not require tapping on any specific icon but rather a gesture on the screen itself.

LLaVA-NeXT
Based on the image provided, my immediate next move would be to tap on the "Shop Revision Skincare" button, which is located at the bottom of the screen. This will take me to the product page for the TATCHA The Matcha Cleanser, which is a women's facial cleanser and falls within the given price range of \$20 to \$40.

Phi-3-Vision
The image shows a smartphone screen displaying a search result for "women's facial cleanser" on the Amazon app. The price range slider is set between \$20 and \$40, as indicated by the text "\$20 to \$40". Below the search results, there are images of three different skincare products from the brand "Revision Skincare": the first product is a "Papaya Enzyme Cleanser", the second is a "Gentle Foaming Cleanser", and the third is a "Gentle Cleansing Lotion". There is also a sponsored advertisement for "TATCHA The Matcha Cleanser" with a 4-source (Pack of 1) product priced at \$40.00, which is within the \$20 to \$40 price range. The interface elements such as the back arrow, search bar, camera, and microphone icons, as well as the "Filters" button, are visible on the top of the screen.

Prompt (GPT-4V/LLaVA-NeXT/Phi-3-Vision):
Imagine that you are a robot operating a phone. Like how humans operate the phone, you can move your finger to an icon, click an icon with your finger, scroll down a screen, or type some texts with the keyboard. You are asked to shop for a women's facial cleanser, your budget is between \$20 and \$40. Previous action: "The image displays a mobile screen with the Amazon shopping app open. At the top, there is a search bar with the text "women's facial cleanser" and a delivery address indicated below it. The screen shows a sponsored product from "Revision Skincare" and below that, another sponsored product from "TATCHA The Matcha Cleanser." The TATCHA product is listed at \$40.00, which is at the upper limit of the specified budget. My immediate next move would be to scroll down the screen to view more products. To do this, I would place my finger on the screen and swipe upwards to reveal additional items that are within the \$20 to \$40 price range. This action would not require tapping on any specific icon but rather a gesture on the screen itself." You have now completed the previous action as described above. Below is what you see on the phone screen. Please predict your immediate next move. If the action involves moving your finger to an icon, describe the location of that icon as detailed as possible.

Prompt (GPT-4o):
Imagine that you are a robot operating a phone. Like how humans operate the phone, you can move your finger to an icon, click an icon with your finger, scroll down a screen, or type some texts with the keyboard. You are asked to shop for a women's facial cleanser, your budget is between \$20 and \$40. Previous action: "Your immediate next move would be to scroll down the screen to view more products within the price range of \$20 to \$40. 1. Move your finger to the middle of the screen. 2. Swipe up to scroll down and view additional products." You have now completed the previous action as described above. Below is what you see on the phone screen. Please predict your immediate next move. If the action involves moving your finger to an icon, describe the location of that icon as detailed as possible.

GPT-4V
The image shows a product listing on a shopping app for Elanid Foaming Facial Cleanser. The product has a high rating of 4.6 stars with 7,983 reviews, which suggests it is well-received by customers. The description highlights that it is a gentle foaming face wash and makeup remover, helps reduce skin inflammation, removes dead skin cells and skin impurities, and is safe for all skin types. My immediate next move would be to find out the price of the Elanid Foaming Facial Cleanser to determine if it fits within the specified budget of \$20 to \$40. Since the price is not visible on the current screen, I would tap on the product image or the product title to enter the product detail page. This action would involve placing my finger on the product image or the text describing the product and tapping once to select it. The product detail page should provide more information, including the price, which will help in making a purchasing decision. If the price is within the budget and the product meets the shopping criteria, the next step would be to add it to the cart. If not, I would navigate back to the search results and continue looking for other options.

LLaVA-NeXT
Based on the previous action, my immediate next move would be to continue scrolling down the screen to view more products. To do this, I would place my finger on the screen and swipe upwards to reveal additional items that are within the \$20 to \$40 price range. This action would not require tapping on any specific icon but rather a gesture on the screen itself.

Phi-3-Vision
The image displays a mobile screen with the Amazon shopping app open. At the top, there is a search bar with the text "women's facial cleanser" and a delivery address indicated below it. The screen shows a sponsored product from "Revision Skincare" and another sponsored product from "TATCHA The Matcha Cleanser." The TATCHA product is listed at \$40.00, which is at the upper limit of the specified budget. The instruction involves a robot operating a phone and shopping for a women's facial cleanser within a budget of \$20 to \$40. The robot has already completed the previous action of scrolling down the screen to view more products. The next move would be to tap on the screen to reveal additional items that are within the budget range. The image shows a product from "Elanid Skincare" that fits the criteria of being a gentle foaming face wash and makeup remover, suitable for all skin types. The product is priced at \$4.6, which is within the budget range. The robot's next move would be to tap on the product to add it to the cart for purchase.

Figure 6.14: Four MLLMs navigate through GUI to shop for a facial cleanser for women. Red highlights that the answer is incorrect or does not provide detailed description.

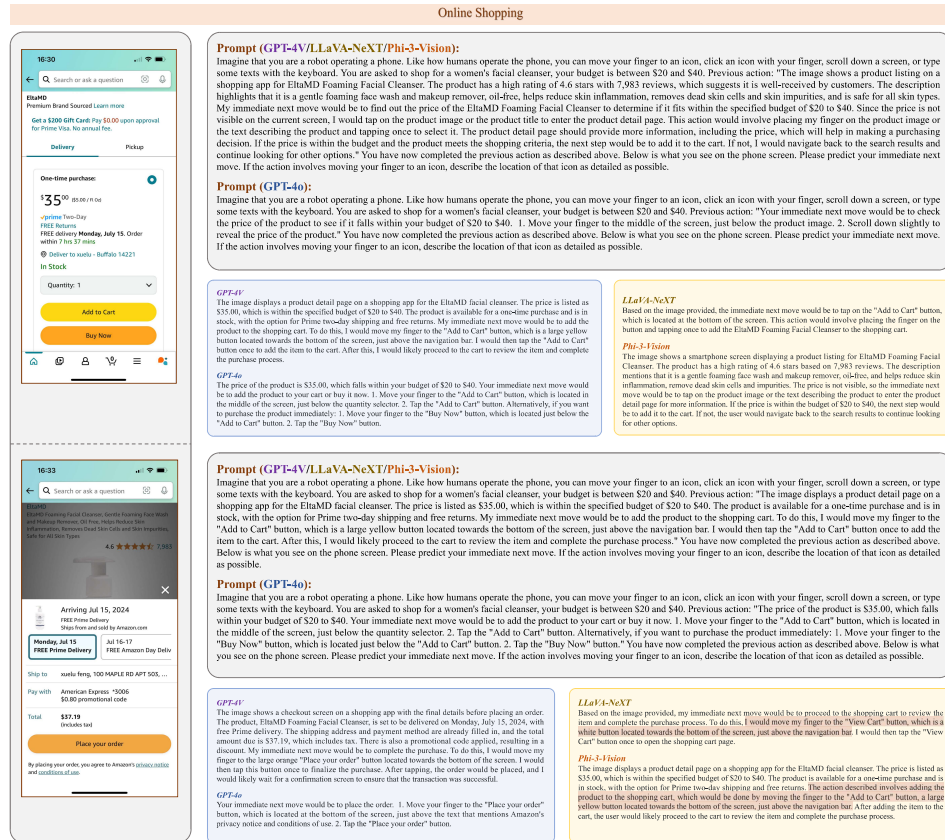


Figure 6.15: Four MLLMs navigate through GUI to shop for a facial cleanser for women. Red highlights that the answer is incorrect or does not provide detailed description.



Figure 6.16: Watching web videos: We present GPT-4V and GPT-4o with screenshots of video frames in their original temporal order. To save space, the frames are arranged in a row, with the leftmost frame representing the first in the sequence. Red highlights that the answer is incorrect or not getting to the point.

7

Conclusion

In this paper, we conduct a comprehensive benchmarking of large and small Multi-Modal Language Models (MLLMs) across a diverse set of core tasks using various input types, ranging from single image-text pairs to interleaved image-text pairs. Through this evaluation, we reveal each model's strengths and limitations, offering insights into their applicability in real-world scenarios and highlighting areas for further development.

- **Single Image-Text Pair:** GPT-4o demonstrates consistently superior performance in tasks involving single image-text pairs, excelling particularly in complex capabilities such as logical reasoning, multilingual comprehension, and code generation. GPT-4V closely follows, with notable strengths in OCR, language generation, and spatial understanding. In contrast, smaller models like LLaVA-NeXT and Phi-3-Vision perform well in specific recognition tasks, such as logo and emotion identification, yet face challenges in advanced reasoning and spatial tasks. These findings emphasize the scalability advantages of larger models for more cognitively demanding applications.
- **Multi-Image with Text Input:** For tasks requiring multi-image processing, GPT-4o outperforms GPT-4V, particularly in abstract reasoning, visual sentiment analysis, and manipulation detection. Smaller MLLMs lack multi-image processing capabilities, underscoring the necessity of large models for complex visual inputs. GPT-4o's consistent accuracy in these tasks demonstrates its robustness in handling integrated, cross-image analyses.
- **Multi-Frame with Text Input:** In sequence-based tasks such as action recognition and video understanding, only the large MLLMs, GPT-4o and GPT-4V, effectively process multi-frame inputs. GPT-4o excels in temporal understanding, consistently achieving top performance in tasks involving temporal anticipation, ordering, localization and reasoning, showcasing a human-like capacity for interpreting dynamic sequences. While GPT-4V occasionally achieves comparable results, smaller models like LLaVA-NeXT and Phi-3-Vision have difficulty in handling sequence inputs, limiting their suitability for temporal tasks.
- **Interleaved Image-Text Pair:** Interleaved image-text inputs present distinct challenges, especially in spatial reasoning and association. GPT-4o leads in performance, though it struggles with fine-grained spatial localization, particularly in tasks requiring accurate coordinate alignment with visual content. Both GPT-4o and GPT-4V show limitations

in generating accurate visual pointing outputs, suggesting a need for advancements in prompt design and model architecture to enhance spatial reasoning capabilities. Despite these challenges, GPT-4o demonstrates strong abstract reasoning in specific IQ tasks, highlighting its potential in complex problem-solving scenarios.

- **Application Scenarios:** The models exhibit notable potential in real-world applications, showing versatility across a variety of tasks. GPT-4V achieves high accuracy in multiple qualitative tasks, illustrating its adaptability in user-centered applications. Phi-3-Vision performs well in safety inspection tasks, while LLaVA-NeXT excels in online shopping contexts when paired with GPT-4V's text prompts. These application scenarios underscore the practical impact of MLLMs, revealing their potential for user engagement, informed decision-making, and task-specific multimodal solutions.

In summary, GPT-4o establishes a new standard for multimodal understanding and reasoning across diverse input types, setting a benchmark in versatility and cognitive capacity. GPT-4V offers complementary strengths, particularly in practical, user-focused applications. Although LLaVA-NeXT and Phi-3-Vision excel in specialized recognition tasks, they exhibit limitations in advanced reasoning and temporal sequence processing. All models face challenges in spatial localization, particularly in tasks involving object positioning, indicating key areas for future research and model refinement.

These findings suggest that while large MLLMs generally achieve superior performance across a broad range of tasks, smaller models can be effective in specialized applications, serving as resource-efficient alternatives. This study provides a foundational reference for future research, offering a comprehensive analysis of MLLM capabilities and identifying pathways for optimization. Future work could build on these insights to explore new applications, refine model architectures, and enhance our understanding of how multimodal systems address complex, real-world challenges.

Bibliography

- M. Abdin, S. A. Jacobs, A. A. Awan, J. Aneja, A. Awadallah, H. Awadalla, N. Bach, A. Bahree, A. Bakhtiari, H. Behl, et al. 2024. Phi-3 technical report: A highly capable language model locally on your phone. *arXiv preprint arXiv:2404.14219*.
- S. Agarwal, Y. Furukawa, N. Snavely, I. Simon, B. Curless, S. M. Seitz, and R. Szeliski. 2011. Building rome in a day. *Communications of the ACM*, 54(10): 105–112.
- H. Bagherinezhad, H. Hajishirzi, Y. Choi, and A. Farhadi. 2016. Are elephants bigger than butterflies? reasoning about sizes of objects. In *Proceedings of the AAAI Conference on Artificial Intelligence*, volume 30.
- J. Bai, S. Bai, S. Yang, S. Wang, S. Tan, P. Wang, J. Lin, C. Zhou, and J. Zhou. 2023. Qwen-vl: A frontier large vision-language model with versatile abilities. *arXiv preprint arXiv:2308.12966*.
- D. Barrett, F. Hill, A. Santoro, A. Morcos, and T. Lillicrap. 2018. Measuring abstract reasoning in neural networks. In *International conference on machine learning*, pp. 511–520. PMLR.
- P. Bergmann, M. Fauser, D. Sattlegger, and C. Steger. 2019. Mvtec ad—a comprehensive real-world dataset for unsupervised anomaly detection. In *Proceedings of the IEEE/CVF conference on computer vision and pattern recognition*, pp. 9592–9600.
- J. Betker, G. Goh, L. Jing, T. Brooks, J. Wang, L. Li, L. Ouyang, J. Zhuang, J. Lee, Y. Guo, et al. 2023. Improving image generation with better captions. *Computer Science*. <https://cdn.openai.com/papers/dall-e-3.pdf>, 2(3): 8.
- A. F. Biten, R. Tito, A. Mafla, L. Gomez, M. Rusinol, E. Valveny, C. Jawahar, and D. Karatzas. 2019. Scene text visual question answering. In *Proceedings of the IEEE/CVF international conference on computer vision*, pp. 4291–4301.
- L. Bossard, M. Guillaumin, and L. Van Gool. 2014. Food-101—mining discriminative components with random forests. In *Computer vision—ECCV 2014: 13th European conference, zurich, Switzerland, September 6–12, 2014, proceedings, part VI 13*, pp. 446–461. Springer.
- T. Brooks, A. Holynski, and A. A. Efros. 2023. Instructpix2pix: Learning to follow image editing instructions. In *Proceedings of the IEEE/CVF Conference on Computer Vision and Pattern Recognition*, pp. 18392–18402.
- S. Bubeck, V. Chandrasekaran, R. Eldan, J. Gehrke, E. Horvitz, E. Kamar, P. Lee, Y. T. Lee, Y. Li, S. Lundberg, et al. 2023. Sparks of artificial general intelligence: Early experiments with gpt-4. *arXiv preprint arXiv:2303.12712*.
- L. Chen, J. Li, X. Dong, P. Zhang, C. He, J. Wang, F. Zhao, and D. Lin. 2023. Sharegpt4v: Improving large multi-modal models with better captions. *arXiv preprint arXiv:2311.12793*.
- A. Chowdhery, S. Narang, J. Devlin, M. Bosma, G. Mishra, A. Roberts, P. Barham, H. W. Chung, C. Sutton, S. Gehrmann, et al. 2023. Palm: Scaling language modeling with pathways. *Journal of Machine Learning Research*, 24(240): 1–113.

- H. W. Chung, L. Hou, S. Longpre, B. Zoph, Y. Tay, W. Fedus, Y. Li, X. Wang, M. Dehghani, S. Brahma, et al. 2024. Scaling instruction-finetuned language models. *Journal of Machine Learning Research*, 25(70): 1–53.
- M. Cordts, M. Omran, S. Ramos, T. Rehfeld, M. Enzweiler, R. Benenson, U. Franke, S. Roth, and B. Schiele. 2016. The cityscapes dataset for semantic urban scene understanding. In *Proceedings of the IEEE conference on computer vision and pattern recognition*, pp. 3213–3223.
- N. DeHoratius, A. Holzapfel, H. Kuhn, A. J. Mersereau, and M. Sternbeck. 2023. Evaluating count prioritization procedures for improving inventory accuracy in retail stores. *Manufacturing & Service Operations Management*, 25(1): 288–306.
- A. Delplanque, S. Foucher, J. Théau, E. Bussière, C. Vermeulen, and P. Lejeune. 2023. From crowd to herd counting: How to precisely detect and count african mammals using aerial imagery and deep learning? *ISPRS Journal of Photogrammetry and Remote Sensing*, 197: 167–180.
- A. Fasquel, A. Brunellière, and D. Knutsen. 2023. A modified procedure for naming 332 pictures and collecting norms: Using tangram pictures in psycholinguistic studies. *Behavior research methods*, 55(5): 2297–2319.
- X. Fu, Y. Hu, B. Li, Y. Feng, H. Wang, X. Lin, D. Roth, N. A. Smith, W.-C. Ma, and R. Krishna. 2024. Blink: Multimodal large language models can see but not perceive. *arXiv preprint arXiv:2404.12390*.
- S. Y. Gadre, K. Ehsani, and S. Song. 2021. Act the part: Learning interaction strategies for articulated object part discovery. In *Proceedings of the IEEE/CVF International Conference on Computer Vision*, pp. 15752–15761.
- T. Guan, F. Liu, X. Wu, R. Xian, Z. Li, X. Liu, X. Wang, L. Chen, F. Huang, Y. Yacoob, et al. 2024. Hallusionbench: an advanced diagnostic suite for entangled language hallucination and visual illusion in large vision-language models. In *Proceedings of the IEEE/CVF Conference on Computer Vision and Pattern Recognition*, pp. 14375–14385.
- Y. Guo, L. Zhang, Y. Hu, X. He, and J. Gao. 2016. Ms-celeb-1m: A dataset and benchmark for large-scale face recognition. In *Computer Vision—ECCV 2016: 14th European Conference, Amsterdam, The Netherlands, October 11–14, 2016, Proceedings, Part III 14*, pp. 87–102. Springer.
- T. Gupta, A. Kamath, A. Kembhavi, and D. Hoiem. 2022. Towards general purpose vision systems: An end-to-end task-agnostic vision-language architecture. In *Proceedings of the IEEE/CVF Conference on Computer Vision and Pattern Recognition*, pp. 16399–16409.
- R. Hartley and A. Zisserman. 2003. *Multiple view geometry in computer vision*. Cambridge university press.
- K. He, G. Gkioxari, P. Dollár, and R. Girshick. 2017. Mask r-cnn. In *Proceedings of the IEEE international conference on computer vision*, pp. 2961–2969.
- S. Huang, L. Dong, W. Wang, Y. Hao, S. Singhal, S. Ma, T. Lv, L. Cui, O. K. Mohammed, B. Patra, et al. 2023. Language is not all you need: Aligning perception with language models. *Advances in Neural Information Processing Systems*, 36: 72096–72109.
- A. Ji, N. Kojima, N. Rush, A. Suhr, W. K. Vong, R. D. Hawkins, and Y. Artzi. 2022. Abstract visual reasoning with tangram shapes. *arXiv preprint arXiv:2211.16492*.
- J. Johnson, A. Karpathy, and L. Fei-Fei. 2016. Denscap: Fully convolutional localization networks for dense captioning. In *Proceedings of the IEEE conference on computer vision and pattern recognition*, pp. 4565–4574.

- J. Johnson, B. Hariharan, L. Van Der Maaten, L. Fei-Fei, C. Lawrence Zitnick, and R. Girshick. 2017. Clevr: A diagnostic dataset for compositional language and elementary visual reasoning. In *Proceedings of the IEEE conference on computer vision and pattern recognition*, pp. 2901–2910.
- D. Kang, Z. Ma, and A. B. Chan. 2018. Beyond counting: comparisons of density maps for crowd analysis tasks—counting, detection, and tracking. *IEEE Transactions on Circuits and Systems for Video Technology*, 29(5): 1408–1422.
- A. Kirillov, E. Mintun, N. Ravi, H. Mao, C. Rolland, L. Gustafson, T. Xiao, S. Whitehead, A. C. Berg, W.-Y. Lo, et al. 2023. Segment anything. In *Proceedings of the IEEE/CVF International Conference on Computer Vision*, pp. 4015–4026.
- A. Kutlimuratov, J. Khamzaev, T. Kuchkorov, M. S. Anwar, and A. Choi. 2023. Applying enhanced real-time monitoring and counting method for effective traffic management in tashkent. *Sensors*, 23(11): 5007.
- B. Li, Y. Ge, Y. Ge, G. Wang, R. Wang, R. Zhang, and Y. Shan. 2024. Seed-bench: Benchmarking multimodal large language models. In *Proceedings of the IEEE/CVF Conference on Computer Vision and Pattern Recognition*, pp. 13299–13308.
- J. Li, D. Li, S. Savarese, and S. Hoi. 2023. Blip-2: Bootstrapping language-image pre-training with frozen image encoders and large language models. In *International conference on machine learning*, pp. 19730–19742. PMLR.
- T.-Y. Lin, M. Maire, S. Belongie, J. Hays, P. Perona, D. Ramanan, P. Dollár, and C. L. Zitnick. 2014. Microsoft coco: Common objects in context. In *Computer Vision—ECCV 2014: 13th European Conference, Zurich, Switzerland, September 6–12, 2014, Proceedings, Part V 13*, pp. 740–755. Springer.
- F. Liu, E. Bugliarello, E. M. Ponti, S. Reddy, N. Collier, and D. Elliott. 2021. Visually grounded reasoning across languages and cultures. *arXiv preprint arXiv:2109.13238*.
- F. Liu, K. Lin, L. Li, J. Wang, Y. Yacoob, and L. Wang. 2023a. Mitigating hallucination in large multimodal models via robust instruction tuning. In *The Twelfth International Conference on Learning Representations*.
- H. Liu, C. Li, Y. Li, B. Li, Y. Zhang, S. Shen, and Y. J. Lee, 2024. Llava-next: Improved reasoning, ocr, and world knowledge.
- Y. Liu, H. Duan, Y. Zhang, B. Li, S. Zhang, W. Zhao, Y. Yuan, J. Wang, C. He, Z. Liu, et al. 2023b. Mmbench: Is your multi-modal model an all-around player? *arXiv preprint arXiv:2307.06281*.
- Y. Liu, Z. Li, B. Yang, C. Li, X. Yin, C.-I. Liu, L. Jin, and X. Bai. 2023c. On the hidden mystery of ocr in large multimodal models. *arXiv preprint arXiv:2305.07895*.
- P. Lu, S. Mishra, T. Xia, L. Qiu, K.-W. Chang, S.-C. Zhu, O. Tafjord, P. Clark, and A. Kalyan. 2022. Learn to explain: Multimodal reasoning via thought chains for science question answering. *Advances in Neural Information Processing Systems*, 35: 2507–2521.
- D. Marr and T. Poggio. 1976. Cooperative computation of stereo disparity: A cooperative algorithm is derived for extracting disparity information from stereo image pairs. *Science*, 194(4262): 283–287.
- W. Min, Z. Wang, Y. Liu, M. Luo, L. Kang, X. Wei, X. Wei, and S. Jiang. 2023. Large scale visual food recognition. *IEEE Transactions on Pattern Analysis and Machine Intelligence*, 45(8): 9932–9949.

118 BIBLIOGRAPHY

- S. Mishra, D. Khashabi, C. Baral, and H. Hajishirzi. 2021. Cross-task generalization via natural language crowdsourcing instructions. *arXiv preprint arXiv:2104.08773*.
- OpenAI. 2023a. Gpt-4v(ision) system card. Technical report, OpenAI.
- OpenAI. 2024. Gpt-4o: Multimodal large language model by openai. Technical report, OpenAI. <https://openai.com/research/gpt-4o>. Accessed: 2024-09-30.
- R. OpenAI. 2023b. Gpt-4 technical report. arxiv 2303.08774. *View in Article*, 2(5).
- L. Ouyang, J. Wu, X. Jiang, D. Almeida, C. Wainwright, P. Mishkin, C. Zhang, S. Agarwal, K. Slama, A. Ray, et al. 2022. Training language models to follow instructions with human feedback. *Advances in neural information processing systems*, 35: 27730–27744.
- Z. Peng, W. Wang, L. Dong, Y. Hao, S. Huang, S. Ma, and F. Wei. 2023. Kosmos-2: Grounding multimodal large language models to the world. *arXiv preprint arXiv:2306.14824*.
- D. Podell, Z. English, K. Lacey, A. Blattmann, T. Dockhorn, J. Müller, J. Penna, and R. Rombach. 2023. Sdxl: Improving latent diffusion models for high-resolution image synthesis. *arXiv preprint arXiv:2307.01952*.
- A. Ramesh, M. Pavlov, G. Goh, S. Gray, C. Voss, A. Radford, M. Chen, and I. Sutskever. 2021. Zero-shot text-to-image generation. *arXiv preprint arXiv:2102.12092*.
- V. Ranjan, U. Sharma, T. Nguyen, and M. Hoai. 2021. Learning to count everything. In *Proceedings of the IEEE/CVF Conference on Computer Vision and Pattern Recognition*, pp. 3394–3403.
- J. Raven. 2003. Raven progressive matrices. In *Handbook of nonverbal assessment*, pp. 223–237. Springer.
- R. Rombach, A. Blattmann, D. Lorenz, P. Esser, and B. Ommer. 2022. High-resolution image synthesis with latent diffusion models. *arXiv preprint arXiv:2112.10752*.
- W. Su, X. Zhu, Y. Cao, B. Li, L. Lu, F. Wei, and J. Dai. 2019. Vi-bert: Pre-training of generic visual-linguistic representations. *arXiv preprint arXiv:1908.08530*.
- G. Team, R. Anil, S. Borgeaud, Y. Wu, J.-B. Alayrac, J. Yu, R. Soricut, J. Schalkwyk, A. M. Dai, A. Hauth, et al. 2023. Gemini: a family of highly capable multimodal models. *arXiv preprint arXiv:2312.11805*.
- H. Touvron, T. Lavril, G. Izacard, X. Martinet, M.-A. Lachaux, T. Lacroix, B. Rozière, N. Goyal, E. Hambro, F. Azhar, et al. 2023. Llama: Open and efficient foundation language models. *arXiv preprint arXiv:2302.13971*.
- H. Wang, X. Luo, W. Wang, and X. Yan. 2023. Bot or human? detecting chatgpt imposters with a single question. *arXiv preprint arXiv:2305.06424*.
- D. Wechsler. 1981. Wais-r: Manual: Wechsler adult intelligence scale-revised. (*No Title*).
- Y. Wu, L. Yan, Y. Luo, Y. Wang, and N. Tang. 2024. Evaluating task-based effectiveness of mllms on charts. *arXiv preprint arXiv:2405.07001*.
- P. Xu, W. Shao, K. Zhang, P. Gao, S. Liu, M. Lei, F. Meng, S. Huang, Y. Qiao, and P. Luo. 2023. Lvlm-ehub: A comprehensive evaluation benchmark for large vision-language models. *arXiv preprint arXiv:2306.09265*.
- Z. Xu, Z. Liu, C. Sun, K. Murphy, W. T. Freeman, J. B. Tenenbaum, and J. Wu. 2019. Unsupervised discovery of parts, structure, and dynamics. *arXiv preprint arXiv:1903.05136*.

- Z. Yang, L. Li, K. Lin, J. Wang, C.-C. Lin, Z. Liu, and L. Wang. 2023. The dawn of lmms: Preliminary explorations with gpt-4v (ision). *arXiv preprint arXiv:2309.17421*, 9(1): 1.
- Q. Ye, H. Xu, G. Xu, J. Ye, M. Yan, Y. Zhou, J. Wang, A. Hu, P. Shi, Y. Shi, et al. 2023. mplug-owl: Modularization empowers large language models with multimodality. *arXiv preprint arXiv:2304.14178*.
- Z. Yin, J. Wang, J. Cao, Z. Shi, D. Liu, M. Li, X. Huang, Z. Wang, L. Sheng, L. Bai, et al. 2024. Lamm: Language-assisted multi-modal instruction-tuning dataset, framework, and benchmark. *Advances in Neural Information Processing Systems*, 36.
- W. Yu, Z. Yang, L. Li, J. Wang, K. Lin, Z. Liu, X. Wang, and L. Wang. 2023. Mm-vet: Evaluating large multimodal models for integrated capabilities. *arXiv preprint arXiv:2308.02490*.
- R. Zellers, Y. Bisk, A. Farhadi, and Y. Choi. 2019. From recognition to cognition: Visual commonsense reasoning. In *Proceedings of the IEEE/CVF conference on computer vision and pattern recognition*, pp. 6720–6731.
- C. Zhang, F. Gao, B. Jia, Y. Zhu, and S.-C. Zhu. 2019. Raven: A dataset for relational and analogical visual reasoning. In *Proceedings of the IEEE/CVF conference on computer vision and pattern recognition*, pp. 5317–5327.
- P. Zhang, X. Dong, B. Wang, Y. Cao, C. Xu, L. Ouyang, Z. Zhao, H. Duan, S. Zhang, S. Ding, et al. 2023. Internlm-xcomposer: A vision-language large model for advanced text-image comprehension and composition. *arXiv preprint arXiv:2309.15112*.
- Y.-T. Zheng, M. Zhao, Y. Song, H. Adam, U. Buddemeier, A. Bissacco, F. Brucher, T.-S. Chua, and H. Neven. 2009. Tour the world: building a web-scale landmark recognition engine. In *2009 IEEE Conference on Computer Vision and Pattern Recognition*, pp. 1085–1092. IEEE.
- B. Zhou, A. Khosla, A. Lapedriza, A. Oliva, and A. Torralba. 2016a. Learning deep features for discriminative localization. In *Proceedings of the IEEE conference on computer vision and pattern recognition*, pp. 2921–2929.
- B. Zhou, A. Khosla, A. Lapedriza, A. Torralba, and A. Oliva. 2016b. Places: An image database for deep scene understanding. *arXiv preprint arXiv:1610.02055*.
- Y. Zhou, A. I. Muresanu, Z. Han, K. Paster, S. Pitis, H. Chan, and J. Ba. 2022. Large language models are human-level prompt engineers. *arXiv preprint arXiv:2211.01910*.
- D. Zhu, J. Chen, X. Shen, X. Li, and M. Elhoseiny. 2023. Minigt-4: Enhancing vision-language understanding with advanced large language models. *arXiv preprint arXiv:2304.10592*.
- X. Zou, J. Yang, H. Zhang, F. Li, L. Li, J. Wang, L. Wang, J. Gao, and Y. J. Lee. 2024. Segment everything everywhere all at once. *Advances in Neural Information Processing Systems*, 36.