

Surface-dependent Majorana vortex phases in topological crystalline insulators

Xun-Jiang Luo,^{1,2} Xiao-Hong Pan,³ Yilin Shi,¹ and Fengcheng Wu^{1,4,*}

¹*School of Physics and Technology, Wuhan University, Wuhan 430072, China*

²*Department of Physics, Hong Kong University of Science and Technology, Clear Water Bay, 999077 Hong Kong, China*

³*Department of Physics, College of Physics, Optoelectronic Engineering, Jinan University, Guangzhou 510632, China*

⁴*Wuhan Institute of Quantum Technology, Wuhan 430206, China*

The topological crystalline insulator SnTe exhibits two types of surface Dirac cones: one located at non-time-reversal-invariant momenta on the (001) and (110) surfaces, and the other at time-reversal-invariant momenta on the (111) surface. Motivated by the recent experimental evidence of Majorana vortex end modes (MVEMs) and their hybridization on the (001) surface [Nature **633**, 71 (2024)], we present a comprehensive investigation of Majorana vortex phases in SnTe, including topological classification, surface-state Hamiltonians analysis, and lattice model calculations. By utilizing rotational and magnetic mirror symmetries, we present two equivalent methods to reveal the topology of Majorana phases on different surfaces. We find that the MVEMs on the (001) and (110) surfaces are protected by both magnetic group and rotational symmetries. In contrast, the MVEMs on the (111) surface are protected by magnetic group or particle-hole symmetry. Due to the different properties of Dirac fermions in the $\bar{\Gamma}$ and \bar{M} valleys on the (111) surfaces, including Fermi velocities and energy levels, we find that abundant vortex phase transitions can occur for the [111]-direction vortex. As the chemical potential increases, the number of robust MVEMs can change from $0 \rightarrow 1 \rightarrow 2$. These vortex transitions are characterized by both Z winding number and Z_2 pfaffian topological invariants.

I. INTRODUCTION

Since the discovery of time-reversal invariant topological insulators [1–3], topological phases of matter have emerged as one of the most exciting frontiers in condensed matter physics [4, 5]. In particular, topological superconductors (TSCs), which host Majorana zero modes (MZMs) satisfying non-Abelian statistics, have attracted extensive research interest due to their potential applications in topological quantum computation [6–8]. TSCs have been studied in various systems, including superconducting-proximitized topological insulators [9–13], superconductor-semiconductor heterostructure [14–16], and superconducting vortex systems [9, 17–20]. In these systems, zero-dimensional unpaired MZMs are typically protected by particle-hole symmetry and possess a Z_2 topological classification [7]. On the other hand, crystalline symmetries can enrich the topological classification [21–23] and lead to the emergence of topological crystalline insulators (TCIs) and superconductors [24–39]. Unlike conventional TIs, gapless boundary states in TCIs only appear at terminations that preserve specific crystal symmetries, which endows them with boundary-termination-dependent surface states.

A notable example of this phenomenon is the mirror-protected TCI SnTe and related alloys $\text{Pb}_x\text{Sn}_{1-x}$ (Te,Se), which have been extensively studied in both theory and experiment [40–53]. SnTe has band inversion at four L points in the bulk [see Fig. 1(a)], which gives rise to two types of surface Dirac cones. One is located at non-time-reversal-invariant momenta on the (001) and

(110) surfaces and the other is located at time-reversal-invariant momenta on the (111) surface [54]. It was theoretically predicted that when introducing a superconducting vortex on the (001) surface, there are two robust MVEMs which are protected by magnetic mirror symmetry [32]. Another work [31] demonstrated that these two MVEMs are protected by rotational symmetry. The two works [31, 32] confirm that the Majorana phase for the [001]-direction vortex belongs to a topological crystalline superconductor. Recently, significant progress has been made in this system, as experiments have reported the signatures of MVEMs and moreover, their hybridization when the magnetic mirror symmetry is broken by in-plane magnetic fields [52, 55]. This experiment not only provides strong evidence for the realization of topological crystalline superconductors but also introduces a field-tunable method to manipulate the fusion of a pair of MZMs. However, the exploration of Majorana phases for the [111]-direction vortex remains limited. It is noted that the (001) and (111) surfaces respect C_{4v} and C_{3v} point group symmetries, respectively. These point groups lead to distinct topological classifications of MVEMs [56], and we summarize them in Table I. On the (111) surface, there are four Dirac cones, with one at $\bar{\Gamma}$ valley and three at \bar{M} valleys, where the latter three are related by a three-fold rotational symmetry but no symmetry connects the $\bar{\Gamma}$ and three \bar{M} valleys. In a low-energy effective theory, the four Dirac cones can generate four MZMs in a vortex, but we show that only two of the four are symmetry protected, where one is contributed by the $\bar{\Gamma}$ valley and another is by the three \bar{M} valleys. On the other hand, the energy levels of the Dirac points located at $\bar{\Gamma}$ and three \bar{M} points have an energy difference around 170 meV informed by the angle-resolved photoemission spectroscopy results on the (111) surface [42], as

* wufcheng@whu.edu.cn

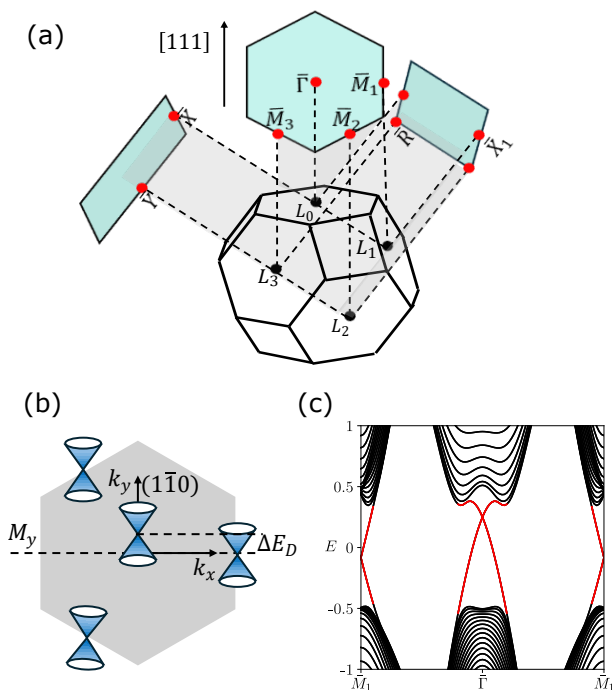


FIG. 1. (a) Bulk Brillouin zone of SnTe and its projection onto the (001), (111), and (110) surfaces. The band inversion at L points and their projection onto the surface Brillouin zone are illustrated. (b) The surface Dirac cones on the (111) surface. ΔE_D denotes the energy differences between the $\bar{\Gamma}$ and \bar{M} valleys. (c) The energy band of the four-band model under the open boundary condition along the [111] direction. The red lines highlight the surface Dirac cones.

schematically illustrated in Fig. 1(b). This difference implies that there are abundant vortex phase transitions for the [111]-direction vortex by tuning chemical potential as no symmetry connects the $\bar{\Gamma}$ and \bar{M} valleys.

In this work, we present a comprehensive investigation of the Majorana phases of different high-symmetry directional vortex in SnTe. Our study include topological classification, bulk and surface state Hamiltonians analysis, and lattice model calculations. By fully utilizing rotational and magnetic mirror symmetries, we provide two equivalent methods to reveal the topology of Majorana phases on different surfaces (the fourth and fifth rows in Table. I). We find that the two robust MVEMs on (001) and (110) surfaces are protected by both magnetic mirror and rotational symmetries. Building on the surface Hamiltonian analysis, we show that two robust MVEMs can emerge on the (111) surface. One is contributed by the Dirac cone centered at the $\bar{\Gamma}$ point. Another is produced by a linear superposition of the three MZMs contributed by the surface Dirac cones located at the $\bar{M}_{1,2,3}$ points. Both of them have zero angular momentum and therefore, cannot be protected by the rotational symmetry, but can be protected by the chiral symmetry generated by the magnetic mirror symmetry and particle-hole symmetry. Furthermore, we use both bulk low-energy

effective Hamiltonian (Dirac model) at L points and lattice models to investigate the vortex phase transitions for the [111]-direction vortex. We find that abundant vortex phase transitions can occur. As the chemical potential increases, the number of robust MVEMs can change from $0 \rightarrow 1 \rightarrow 2$. These phase transitions can be characterized by both Z winding number and Z_2 pfaffian topological invariants.

This paper is organized as follows. In Sec. II, we present a comprehensive overview of the topological classification of MVEMs on the (001), (111), and (110) surfaces of SnTe and present two equivalent methods to fully reveal their topology. This classification is based on the effective Hamiltonian of surface Dirac cones. In Sec. III, we apply our theory to the Majorana phases on the (001) and (110) surfaces. In Sec. IV, building on surface Hamiltonians analysis, we show that two robust MVEMs can emerge on the (111) surface and reveal their topology. In Sec. V, we use both bulk low-energy effective Hamiltonians and a four-band lattice model to study the vortex phase transitions of the [111]-direction vortex induced by the change of the chemical potential. In Sec. VI, we present a brief discussion and summary. Appendices A-E complement the main text.

II. VORTEX TOPOLOGY ON DIFFERENT SURFACES

In a 3D Bogoliubov-de Gennes (BdG) system, a superconducting vortex along the z direction breaks the in-plane translational symmetry. As a result, the entire system can be effectively treated as a 1D system. In the Nambu basis $\Psi = \{c_{k_z\alpha\uparrow}, c_{k_z\alpha\downarrow}, c_{-k_z\alpha\uparrow}^\dagger, c_{-k_z\alpha\downarrow}^\dagger\}^T$, the BdG Hamiltonian for this effective 1D system can be

TABLE I. Classification of MVEMs on the (001), (111), and (110) surfaces of SnTe. The magnetic field is assumed to be perpendicular to the surface in each case. The BdG Hamiltonian H_{BdG} respects the magnetic group symmetry $\mathcal{M}_\mathcal{T}$, rotational symmetry \mathcal{C}_n , particle-hole symmetry P , and chiral symmetry $\mathcal{S} = \mathcal{M}_\mathcal{T}P$. The winding number $W_n^{(p)}$ is calculated under the chiral symmetry $\mathcal{S}_n^{(p)} = \mathcal{C}_n^p \mathcal{S}$, with $0 \leq p \leq n-1$ and $\mathcal{S}_n^{(0)} = \mathcal{S}$. The topological indices in the fourth and fifth rows provide two equivalent ways to characterize the topology of Majorana phases on different surfaces. The classification in this table is based on surface Dirac cones, assuming Fermi energy is within the bulk energy gap.

surfaces	(001)	(111)	(110)
point group	C_{4v}	C_{3v}	C_{2v}
classification	$Z \times Z$	Z	$Z \times Z$
$w_{j'}$	$w_0 = 1$ $w_2 = 1$	$w_0 = 2$	$w_0 = 1$ $w_1 = 1$
$W_n^{(p)}$	$W_4^{(0,2)} = 2$ $W_4^{(1,3)} = 0$	$W_3^{(0,1,2)} = 2$	$W_2^{(0)} = 2$ $W_2^{(1)} = 0$

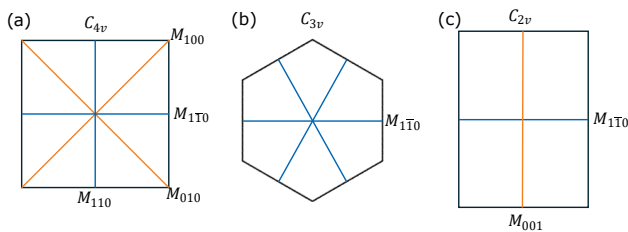


FIG. 2. Schematic illustration of mirror planes on (a) (001), (b) (111), and (c) (110) surfaces. In each panel, mirror planes labeled by the same (different) color generate identical (distinct) winding numbers, as presented in Eq. (6).

expressed as,

$$H_{\text{BdG}}(x, y, k_z) = \begin{pmatrix} h(x, y, k_z) - \mu & \Delta(r, \theta) i s_y \\ -\Delta^*(r, \theta) i s_y & -h^T(x, y, -k_z) + \mu \end{pmatrix},$$

where Pauli matrix s_y acts on the spin space, and the index α denotes the degrees of freedom associated with the orbitals and in-plane lattice sites. h is the normal-state Hamiltonian and μ is the chemical potential. Superconducting pairing potential is $\Delta(r, \theta) = \Delta_0 \tanh(r/\xi) e^{-i\theta}$ where $r = \sqrt{x^2 + y^2}$, θ is the polar angle, and ξ is the coherence length. The particle-hole symmetry is given by $P = \tau_x K$, where τ_x denotes the Pauli matrix acting on particle-hole space and K denotes complex conjugation. H_{BdG} belongs to the D symmetry class and has a Z_2 topological classification without considering crystalline symmetry [7].

The crystal symmetry can enhance the topological classification of H_{BdG} , leading to the emergence of topological crystalline superconductors [56, 57]. In Eq. (1), when the z -axis is set to be the [001], [111], and [110] directions, h of describing SnTe respects the C_{4v} , C_{3v} , and C_{2v} point group symmetry, respectively, and time-reversal symmetry $T = i s_y K$. The C_{nv} ($n = 2, 3, 4$) symmetries are generated by a rotation C_n and vertical mirror operation M_y that flips y to $-y$. Throughout this paper, we choose M_y as the mirror symmetry $M_{1\bar{1}0}$, which protects the topology of SnTe.

The superconducting vortex explicitly breaks both T and M_y symmetries, however, it preserves their combined operation, denoted by $\mathcal{M}_\mathcal{T}$, with $(\mathcal{M}_\mathcal{T})^2 = 1$. In this case, H_{BdG} respects the chiral symmetry $\mathcal{S} = \mathcal{M}_\mathcal{T} P$, where $\{\mathcal{S}, H_{\text{BdG}}\} = 0$. Therefore, H_{BdG} belongs to the BDI symmetry class and $\mathcal{M}_\mathcal{T}$ symmetry enhances the topological classification of H_{BdG} from Z_2 to Z . By the chiral symmetry \mathcal{S} , we can define the winding number

$$W = \frac{1}{4\pi i} \int_0^{2\pi} dk_z \text{Tr}[\mathcal{S} H_{\text{BdG}}^{-1} \partial_{k_z} H_{\text{BdG}}], \quad (2)$$

which is formulated for Hamiltonian with periodic boundary condition along the z direction.

In the presence of superconducting vortex, the correct form of rotational symmetry, denoted by \mathcal{C}_n , is defined

as [31, 56]

$$\begin{aligned} \mathcal{C}_n c_{k_z \alpha s}^\dagger \mathcal{C}_n^{-1} &= \sum_{\alpha' s'} c_{k_z \alpha' s'}^\dagger [\mathcal{C}_n]_{\alpha' s'; \alpha s} e^{i \frac{\pi}{n}}, \\ \mathcal{C}_n c_{k_z \alpha s} \mathcal{C}_n^{-1} &= \sum_{\alpha' s'} [\mathcal{C}_n]_{\alpha s; \alpha' s'}^\dagger e^{-i \frac{\pi}{n}} c_{k_z \alpha' s'} \end{aligned} \quad (3)$$

where $(\mathcal{C}_n)^n = 1$. The rotational symmetry \mathcal{C}_n enhances the topological classification of H_{BdG} from Z to $Z \times Z$ for both $n = 4$ and $n = 2$, but leaves the classification as Z for $n = 3$ [56]. Because $[\mathcal{C}_n, H_{\text{BdG}}] = 0$, H_{BdG} can be block-diagonalized into sectors spanned by eigenvectors of \mathcal{C}_n , namely,

$$H_{\text{BdG}} = H_{\text{BdG}}^{(0)} \oplus H_{\text{BdG}}^{(2)} \oplus \dots \oplus H_{\text{BdG}}^{(n-1)}, \quad (4)$$

where $H_{\text{BdG}}^{(j)}$ represents the Hamiltonian in the subsector with eigenvalue $e^{i2\pi j/n}$ of \mathcal{C}_n , for $j = 0, \dots, n-1$. For the j th block associated with real $e^{i2\pi j/n}$, $H_{\text{BdG}}^{(j)}$ respects the particle-hole symmetry P and the chiral symmetry \mathcal{S} [56], which belongs to the BDI symmetry class and has a Z topological classification. For $n = 4, 3$, and 2 , respectively, the subsectors $j' = 0, 2$, $j' = 0$, and $j' = 0, 1$ are associated with the real eigenvalue $e^{i2\pi j'/n}$, which leads to the classification in the third row of Table I. For each block Hamiltonian $H_{\text{BdG}}^{(j')}$, we can define a winding number $w_{j'}$, by the chiral symmetry \mathcal{S} . By bulk-boundary correspondence, $w_{j'} = n_{j',+} - n_{j',-}$, where $n_{j',\pm}$ is the number of MVEMs in open boundary condition with \pm eigenvalue under the chiral symmetry \mathcal{S} in the j' th sector. The number of robust MVEMs of the whole system is $\sum_{j'} |w_{j'}|$.

Because of $\{\mathcal{S}, H_{\text{BdG}}\} = 0$ and $[\mathcal{C}_n, H_{\text{BdG}}] = 0$, the MVEMs can always be chosen as the eigenstates of \mathcal{S} and \mathcal{C}_n . It is noted that $\mathcal{C}_n \mathcal{M}_\mathcal{T} = \mathcal{M}_\mathcal{T} \mathcal{C}_n^{-1}$ [56] and $[\mathcal{C}_n, P] = 0$ [58]. Therefore, in the j' th block associated with real eigenvalue $e^{i2\pi j'/n}$, we have $[\mathcal{C}_n, \mathcal{S}] = 0$, which implies that the MVEMs contributed by these blocks can be chosen as the common eigenstates of \mathcal{S} and \mathcal{C}_n . As $\{\mathcal{S}, H_{\text{BdG}}\} = 0$ and $[\mathcal{C}_n, H_{\text{BdG}}] = 0$, \mathcal{S} and \mathcal{C}_n symmetries protect the MVEMs that have the identical and different eigenvalues under \mathcal{S} and \mathcal{C}_n , respectively. In Sec. III, we show that two MVEMs on the (001) and (110) surface have the identical eigenvalue under \mathcal{S} while have different eigenvalues under \mathcal{C}_n , and therefore they are protected by both \mathcal{S} and \mathcal{C}_n symmetries. In Sec. IV, we show that two MVEMs on the (111) surface have the identical eigenvalue under both \mathcal{S} and \mathcal{C}_n , and therefore they are protected by only \mathcal{S} symmetry. We summarize our results for $w_{j'}$ in the fourth row of Table I.

By utilizing the rotational \mathcal{C}_n and magnetic mirror $\mathcal{M}_\mathcal{T}$ symmetries, the topology of H_{BdG} can be alternatively revealed by a series of winding numbers. Because $[H_{\text{BdG}}, \mathcal{C}_n] = 0$, we have

$$\{\mathcal{C}_n^p \mathcal{S}, H_{\text{BdG}}\} = \{\mathcal{C}_n^p \mathcal{M}_\mathcal{T} P, H_{\text{BdG}}\} = 0, \quad (5)$$

where $0 \leq p \leq n-1$. This implies that we can define four, three, and two chiral symmetries $\mathcal{S}_n^{(p)} = \mathcal{C}_n^p \mathcal{S}$ for $n = 4, n = 3$, and $n = 2$, respectively, with $\mathcal{S}_n^{(0)} = \mathcal{S}$.

By replacing \mathcal{S} with $\mathcal{S}_n^{(p)}$ in Eq. (2), we obtain n winding numbers $W_n^{(0,\dots,n-1)}$ which act as another way to fully characterize the topology of H_{BdG} .

However, not all the winding numbers $W_n^{(p)}$ are independent since some of the chiral symmetries can be related by unitary transformation. We can demonstrate that

$$\begin{aligned} W_4^{(0)} &= W_4^{(2)}, W_4^{(1)} = W_4^{(3)}, \\ W_3^{(0)} &= W_3^{(1)} = W_3^{(2)}. \end{aligned} \quad (6)$$

Because of $\mathcal{C}_n \mathcal{M}_\mathcal{T} = \mathcal{M}_\mathcal{T} \mathcal{C}_n^{-1}$ and $[\mathcal{C}_n, P] = 0$, we have

$$\mathcal{S}_4^{(i+2)} = \mathcal{C}_4^2 \mathcal{S}_4^{(i)} = \mathcal{C}_4^{i+2} \mathcal{M}_\mathcal{T} P = \mathcal{C}_4 \mathcal{S}_4^{(i)} \mathcal{C}_4^{-1}, \quad (7)$$

with $i = 0, 1$. Thus, the chiral symmetry $\mathcal{S}_4^{(i+2)}$ and $\mathcal{S}_4^{(i)}$ are related by a unitary transformation \mathcal{C}_4 . For $n = 4$, since $[\mathcal{C}_4, H_{\text{BdG}}(k_z)] = 0$ at arbitrary k_z , we have $W_4^{(i)} = W_4^{(i+2)}$ according to Eq. (2). For $n = 3$, because $\mathcal{C}_3^3 = 1$, we have $\mathcal{C}_3 = (\mathcal{C}_3^{-1})^2$, which leads to

$$\mathcal{S}_3^{(i+1)} = \mathcal{C}_3 \mathcal{S}_3^{(i)} = \mathcal{C}_3^{-1} \mathcal{S}_3^{(i)} \mathcal{C}_3, \quad (8)$$

with $i = 0, 1$. Therefore, we have $W_3^{(0)} = W_3^{(1)} = W_3^{(2)}$. For $n = 2$, $W_2^{(0)}$ and $W_2^{(1)}$ are independent as no symmetry operator in the \mathcal{C}_{2v} point group relates the two. We provide a schematic illustration of Eq. (6) in Fig. 2.

The two sets of winding numbers given respectively by $w_{j'}$ and $W_n^{(p)}$ are related to each other. By using the definition of the winding number in Eq. (2) and the block-diagonalized Hamiltonian in Eq. (4), it can be proved that (see Appendix A for the proof),

$$\begin{aligned} W_n^{(0)} &= \sum_{j'} w_{j'}, \\ W_4^{(1)} &= w_0 - w_2, \\ W_2^{(1)} &= w_0 - w_1. \end{aligned} \quad (9)$$

Thus, the two sets of winding numbers provide an equivalent characterization. We emphasize that the numerical calculation of $W_n^{(p)}$, without the need to extract the sub-sector Hamiltonian $H_{\text{BdG}}^{(j')}$, is more convenient than that of $w_{j'}$. In the fifth row of Table. I, we list the results on $W_n^{(p)}$ associated with different surfaces, which can be derived from both surface-state Hamiltonian (Sec. IV) and numerical calculations in the lattice model (Sec. V). The fourth and fifth rows in Table. I provide two equivalent ways to characterize the topology of different directional vortex by using both rotational \mathcal{C}_n and magnetic group $\mathcal{M}_\mathcal{T}$ symmetries.

III. MAJORANA PHASES ON THE (001) AND (110) SURFACES

We now apply our theory to MVEMs on the (001) and (110) surfaces. The Majorana vortex phase of SnTe on

the (001) surface, corresponding to $n = 4$, was studied in the works [31, 32, 53]. In Ref. [32], the authors demonstrated that there are two robust MZMs localized at a vortex core. These two MZMs are protected by the $\mathcal{M}_\mathcal{T}$ symmetry, or the chiral symmetry \mathcal{S} . In Ref. [53], the winding number of H_{BdG} was calculated using a lattice model, revealing a value of 2, which further confirms the existence of two robust MZMs at a vortex. In Ref. [31], the authors presented a different classification theory from that of Ref. [32] and showed that the two robust MZMs on the (001) surface are protected by the rotational symmetry \mathcal{C}_4 . Moreover, although the \mathcal{C}_4 symmetry is broken by an in-plane field, the two MVEMs are restored exactly one time whenever the in-plane field varies $\pi/2$. The different classification theory presented in Ref. [32] and Ref. [31] can be understood from our unified perspective. As explained in Appendix B, from the linear superposition of the four MVEMs contributed by the four surface Dirac cones on the (001) surface, we can obtain two MVEMs γ_1 and γ_2 , which are common eigenstates of \mathcal{S} and \mathcal{C}_4 symmetries. Both γ_1 and γ_2 have the eigenvalue 1 under \mathcal{S} , and they have the eigenvalue 1 and -1 , respectively, under \mathcal{C}_4 . From these eigenvalue configurations, we can derive that $W_4^{(0)} = W_4^{(2)} = 2$ and $W_4^{(1)} = W_4^{(3)} = 0$, and therefore the results for different characterization methods are related. The winding number results can be further numerically verified by using a four-band lattice model (see Appendix C). Consequently, the two MVEMs γ_1 and γ_2 are protected by both the chiral symmetry \mathcal{S} and rotational symmetry \mathcal{C}_4 . In other words, the two robust MVEMs are protected by the magnetic mirror symmetry with the mirror being M_{110} or $M_{1\bar{1}0}$, rather than M_{100} and M_{010} . Although the \mathcal{C}_4 symmetry is broken by an in-plane field, the chiral symmetry associated with the mirror symmetry is restored if the field is applied along the $[110]$ or $[1\bar{1}0]$ direction. In this scenario, the two MZMs survive, which is consistent with the analysis in Ref. [31].

SnTe hosts two surface Dirac cones on the (110) surfaces [54]. These two Dirac cones are located at the $M_{1\bar{1}0}$ invariant line in the surface Brillouin zone and are related by the T symmetry [54]. Through a similar surface Hamiltonian analysis as that for the (001) surface (see Appendix D), it can be shown that two MVEMs, denoted by γ_3 and γ_4 , can be obtained and $\gamma_{3,4}$ can be chosen as the common eigenstates of \mathcal{S} and \mathcal{C}_2 symmetries. γ_3 and γ_4 have the eigenvalue 1 under \mathcal{S} , and they have the eigenvalue 1 and -1 , respectively, under \mathcal{C}_2 , which leads to $W_2^{(0)} = 2$ and $W_2^{(1)} = 0$, and the results for different characterization methods are again related. $W_2^{(0,1)}$ can also be directly calculated by using a four-band lattice model (see Appendix C). The above discussions assume chemical potential μ is at the surface Dirac point (i.e., $\mu = 0$). Numerically, we find that as $|\mu|$ increases, $W_4^{(0)}$ and $W_2^{(0)}$ change from 2 to 0 (see Appendix. C) and no unpaired MVEMs appear on the (001) and (111) surfaces. This is consistent with the fact that all the Dirac cones

TABLE II. The transformations of the annihilation operators f_{is} ($i = 0, 1, 2, 3$) under the C_{3v} and T symmetries.

operators \ symmetries	f_0	f_1	f_2	f_3
M_y	$(is_y) f_0$	$(is_y) f_1$	$(-is_y) f_3$	$(-is_y) f_2$
C_3	$(e^{i\pi s_z/3}) f_0$	f_2	f_3	$-f_1$
T	$(is_y) f_0$	$(is_y) f_1$	$(is_y) f_2$	$(is_y) f_3$

on the (001) or (110) surfaces are related by crystalline symmetry or T symmetry.

IV. MAJORANA PHASES ON THE (111) SURFACE

SnTe hosts four Dirac cones on the (111) surface, which are located at the time-reversal-invariant $\bar{\Gamma}$ and $\bar{M}_{1,2,3}$ points, respectively, as schematically illustrated in Fig. 1(b). The surface Hamiltonian of describing the Dirac cone centered at $\bar{\Gamma}$ and $\bar{M}_{1,2,3}$ can be written as

$$\hat{h}_{i=0,1,2,3} = \sum_{|\mathbf{q}| < \Lambda, s, s' = \uparrow, \downarrow} h_i^{ss'}(\mathbf{q}) f_{is}^\dagger(\mathbf{q}) f_{is'}(\mathbf{q}), \quad (10)$$

where $f_{0s}(\mathbf{q})$ and $f_{js}(\mathbf{q})$ are the annihilation operator at $\mathbf{k} = \bar{\Gamma} + \mathbf{q}$ and $\mathbf{k} = \bar{M}_j + \mathbf{q}$, respectively, for $j = 1, 2, 3$. h_0 is fixed by choosing the representation of the little group at $\bar{\Gamma}$ to be $T = is_y K$, $M_y = is_y$, and $C_3 = e^{i\pi s_z/3}$, which leads to $h_0(\mathbf{q}) = v_1(q_x s_y - q_y s_x)$. The little group at \bar{M}_1 is generated by the T and M_y symmetries. From the chosen representation, we can derive $h_1(\mathbf{q}) = v_2(q_x s_y - q_y s_x)$. In $h_{0,1}$, we assume isotropic Fermi velocity for analytical convenience. v_1 and v_2 share the same sign, as required by the mirror Chern number $C_M = 2$ [24]. We note that the Dirac point energies at $\bar{\Gamma}$ and $\bar{M}_{1,2,3}$ valleys are generally different, which is neglected in this section but studied in Sec. V. Using the C_3 symmetry, we can fix the gauges for Dirac cones centered at $\bar{M}_{2,3}$ as $f_{2,3}(C_3 \mathbf{q}) \equiv C_3 f_{1,2}(\mathbf{q}) C_3^{-1}$, which lead to

$$h_2(\mathbf{q}) = h_1(C_3^{-1} \mathbf{q}), \quad h_3(\mathbf{q}) = h_1(C_3 \mathbf{q}), \quad (11)$$

where $C_3(q_x, q_y) \rightarrow (-q_x/2 - \sqrt{3}q_y/2, \sqrt{3}q_x/2 - q_y/2)$. In Table. II, we summarize the transformations of the annihilation operators f_{is} ($i = 0, 1, 2, 3$) under the C_{3v} and T symmetries.

When considering conventional s -wave pairing, the four surface Dirac cones favor intravalley superconducting pairing since they are located at time-reversal-invariant momenta. The surface state Hamiltonian, incorporating the superconducting vortex, for each Dirac cone, can be expressed as,

$$\mathcal{H}_i(\mathbf{q}) = \begin{pmatrix} h_i(\mathbf{q}) & \Delta(r, \theta) is_y \\ -\Delta^*(r, \theta) is_y & -h_i^T(-\mathbf{q}) \end{pmatrix}, \quad (12)$$

where $i = 0, 1, 2, 3$ and $\mu = 0$ (i.e., the chemical potential is at the Dirac point in each valley). From each of these Hamiltonians, a zero-energy Majorana vortex mode can be derived (see Appendix. E). In total, we obtain four MZMs, expressed as follows:

$$\begin{aligned} \gamma_0 &= (f_{0\downarrow} + f_{0\downarrow}^\dagger) e^{-\int_0^r \Delta(r')/v_1 dr'}, \\ \gamma_1 &= (f_{1\downarrow} + f_{1\downarrow}^\dagger) e^{-\int_0^r \Delta(r')/v_2 dr'}, \\ \gamma_2 &= (e^{-i\pi/3} f_{2\downarrow} + e^{i\pi/3} f_{2\downarrow}^\dagger) e^{-\int_0^r \Delta(r')/v_2 dr'}, \\ \gamma_3 &= (e^{-i2\pi/3} f_{3\downarrow} + e^{i2\pi/3} f_{3\downarrow}^\dagger) e^{-\int_0^r \Delta(r')/v_2 dr'}, \end{aligned} \quad (13)$$

where we assume that Δ_0 and v_1 share the identical sign. Although we obtain four MZMs, a further symmetry analysis is needed to assess the robustness of $\gamma_{0,1,2,3}$.

As elucidated in Sec. II, the entire system hosts the chiral symmetry \mathcal{S} and three-fold rotational symmetry \mathcal{C}_3 , with their specific forms detailed in Appendix E. The \mathcal{S} and \mathcal{C}_3 symmetries act on $\gamma_{0,1,2,3}$ as

$$\begin{aligned} \mathcal{S} \gamma_{0,1} \mathcal{S}^{-1} &= \gamma_{0,1}, & \mathcal{S} \gamma_{2,3} \mathcal{S}^{-1} &= \gamma_{3,2}, \\ \mathcal{C}_3 \gamma_0 \mathcal{C}_3^{-1} &= \gamma_0, & \mathcal{C}_3 \gamma_{1,2,3} \mathcal{C}_3^{-1} &= \gamma_{2,3,1}. \end{aligned} \quad (14)$$

Consequently, in the zero-energy subspace expanded by $\gamma_{0,1,2,3}$, the representation of \mathcal{S} and \mathcal{C}_3 are, respectively, given by,

$$\mathcal{S} = \begin{pmatrix} 1 & 0 & 0 & 0 \\ 0 & 1 & 0 & 0 \\ 0 & 0 & 0 & 1 \\ 0 & 0 & 1 & 0 \end{pmatrix}, \quad \mathcal{C}_3 = \begin{pmatrix} 1 & 0 & 0 & 0 \\ 0 & 0 & 1 & 0 \\ 0 & 0 & 0 & 1 \\ 0 & 1 & 0 & 0 \end{pmatrix}. \quad (15)$$

Since the \mathcal{S} symmetry only protects the MZMs that have the identical eigenvalues, the number of robust MZMs is

$$W = \text{Tr}(\mathcal{S}) = 2, \quad (16)$$

which implies that two MZMs out of four are protected by the \mathcal{S} symmetry. It is noted that both $\mathcal{C}_3 \mathcal{S}$ and $\mathcal{C}_3^2 \mathcal{S}$ also serve as the chiral symmetries of the system and we have

$$\text{Tr}(\mathcal{S}) = \text{Tr}(\mathcal{C}_3 \mathcal{S}) = \text{Tr}(\mathcal{C}_3^2 \mathcal{S}) = 2. \quad (17)$$

This indicates that $W_3^{(1)} = W_3^{(2)} = W_3^{(3)} = 2$, which is consistent with the bulk calculation presented in Sec. V. The four zero-energy states can also be chosen as the eigenstates of \mathcal{C}_3 symmetry. By diagonalizing \mathcal{C}_3 , we derive the MZMs with fixed angular momentum, yielding,

$$\begin{aligned} \tilde{\gamma}_0 &= \gamma_0, \tilde{\gamma}_1 = (\gamma_1 + \gamma_2 + \gamma_3)/\sqrt{3}, \\ \tilde{\gamma}_2 &= (e^{i2\pi/3} \gamma_1 + e^{-i2\pi/3} \gamma_2 + \gamma_3)/\sqrt{3}, \\ \tilde{\gamma}_3 &= (e^{-i2\pi/3} \gamma_1 + e^{i2\pi/3} \gamma_2 + \gamma_3)/\sqrt{3}, \end{aligned} \quad (18)$$

where $\tilde{\gamma}_{0,1}$, $\tilde{\gamma}_2$, and $\tilde{\gamma}_3$ have the angular momentum $J_z = 0$, $J_z = -1$, and $J_z = 1$, respectively. Furthermore, we have $\mathcal{S} \tilde{\gamma}_{0,1} \mathcal{S}^{-1} = \tilde{\gamma}_{0,1}$ and $\mathcal{S} \tilde{\gamma}_{2,3} \mathcal{S}^{-1} = \tilde{\gamma}_{3,2}$. Thus, the MZMs $\tilde{\gamma}_{0,1}$ are the common eigenstates of \mathcal{S}

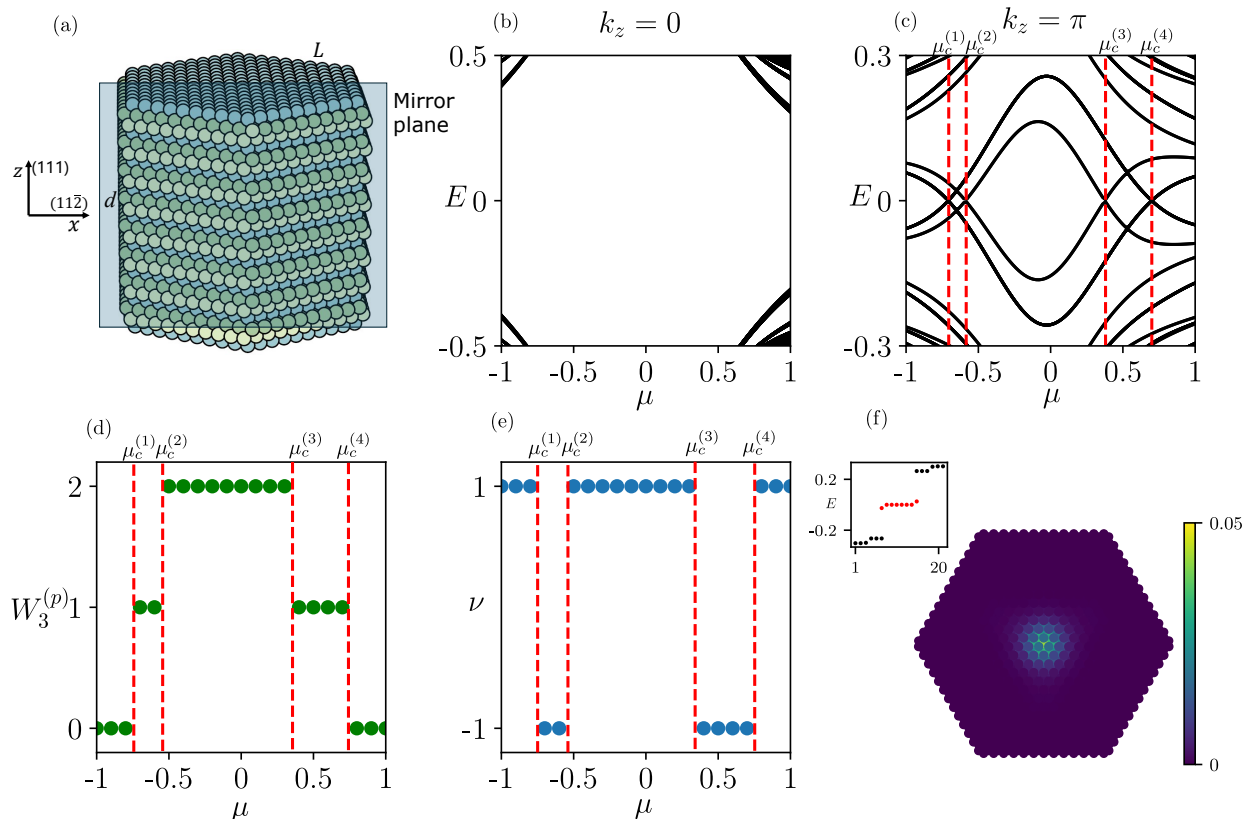


FIG. 3. (a) Schematic illustration of the ABC stacking system along the (111) direction. d and L denote the length of side of the (111) surface and height of the system, respectively. (b) and (c) The evolution of the energies with μ for a wire system with $k_z=0$ and $k_z=\pi$, respectively. (d) and (e) The winding number $W_3^{(p)}$ and pfaffian topological invariant ν as functions of μ , respectively. (f) The real-space distribution of the eight states near the zero energy (see the inset) on the surfaces. In (b-e), we take $d = 21$ and $L = 13$ in units of the lattice constant. We take $\mu = 0$ in (f). The common parameters are taken as $\Delta_0 = 0.5$ and $\xi = 2$.

and \mathcal{C}_3 and are protected by the chiral symmetry \mathcal{S} while the \mathcal{C}_3 symmetry does not provide a protection. This is distinguished from the vortex physics on the (001) and (110) surfaces, where two robust MVEMs are protected by both the chiral and rotational symmetries.

V. VORTEX PHASE TRANSITIONS

On the (111) surface, the Dirac cones at $\bar{\Gamma}$ and $\bar{M}_{1,2,3}$ valleys have different properties, for example, the energy levels and the Fermi velocities. As no symmetry relates the $\bar{\Gamma}$ and $\bar{M}_{1,2,3}$ valleys, MVEMs derived from these two different types of valleys are subjected to different critical chemical potentials. This suggests a rich pattern of vortex phase transitions tuned by the chemical potential for vortex along [111] direction.

The surface-state Hamiltonians analysis presented in Sec. IV captures the low-energy physics when the chemical potential μ is near the Dirac points, but it can not fully describe the vortex phase transition as $|\mu|$ increases. This transition is essentially determined by the bulk states [17]. For the bulk low-energy states in SnTe,

there are four time-reversal invariant L points, including $L_{0,1,2,3}$ as illustrated in Fig. 1(a). L_0 ($L_{1,2,3}$) points are projected onto the $\bar{\Gamma}$ ($\bar{M}_{1,2,3}$) points on the (111) surface Brillouin zone. The bulk $k \cdot p$ Hamiltonian at L_i is described by an effective Dirac model [24, 59, 60]

$$H(\mathbf{k}) = (m_0 - \epsilon_{\parallel}(k_1^2 + k_2^2) - \epsilon_3 k_3^2) \sigma_z s_0 + v_3 k_3 \sigma_y + v_{\parallel}(k_1 s_y - k_2 s_x) \sigma_x, \quad (19)$$

where Pauli matrices σ act on the orbital space, k_3 is along the ΓL_i direction, and $\{m_0, \epsilon_{\parallel,3}, v_{\parallel,3}\}$ are model parameters. We note that $H(\mathbf{k})$ has a similar form as the low-energy Hamiltonian of a 3D topological insulator[61]. We consider a magnetic field \mathbf{B} along the ΓL_0 direction, which is also the [111] direction. Then \mathbf{B} is parallel to k_3 for the effective Hamiltonian in Eq. (19) at L_0 . For this L_0 valley, the critical chemical potential of the vortex phase transition has an analytical expression [17], $|\mu_c^{L_0}| = v_{\parallel} \sqrt{m_0/\epsilon_{\parallel}}$. For the other three valleys of $L_{1,2,3}$, the \mathbf{B} field is not parallel to the corresponding k_3 direction. Because of the anisotropy in the Dirac Hamiltonian in Eq. (19), the critical chemical potentials $\mu_c^{L_{1,2,3}}$ of the vortex phase transition for the $L_{1,2,3}$ valleys are generally

different from $\mu_c^{L_0}$ for $\mathbf{B}/\Gamma L_0$. On the other hand, the threefold rotation around the [111] axis relates the $L_{1,2,3}$ valleys, and therefore, $\mu_c^{L_1} = \mu_c^{L_2} = \mu_c^{L_3}$. From this analysis based on bulk states, we also expect two critical chemical potentials as μ increases (decreases) to enter the bulk conduction (valence) bands.

To investigate the μ -tuned vortex phase transitions at a more quantitative level, a lattice model is needed. The band structure of SnTe can be described by a twelve-band tight-binding model that incorporates $p_{x,y,z}$ orbitals[24, 53]. To mitigate the complexity of calculations while still capturing the essential physics, we use a simplified four-band model developed in Ref. [32] in our calculations. The Bloch Hamiltonian of the four-band model is [32]

$$\begin{aligned} h(\mathbf{k}) = & [m - t_1(\cos 2k_1 + \cos 2k_2 + \cos 2k_3)]\sigma_z s_0 \\ & + t_2[\sin k_1(\cos k_2 + \cos k_3)\sigma_x s_x \\ & + \sin k_2(\cos k_1 + \cos k_3)\sigma_x s_y \\ & + \sin k_3(\cos k_1 + \cos k_2)\sigma_x s_z] \\ & + t_3[\cos k_1(\cos k_2 + \cos k_3) + \cos k_2 \cos k_3]\sigma_0 s_0, \end{aligned} \quad (20)$$

where Pauli matrices σ and s act on the orbital and spin space, respectively. We choose the model parameters as $(m, t_1, t_2, t_3) = (2.5, -1, 1, 1)$. Here the k_1 , k_2 , and k_3 are along the [100], [010], and [001] directions, respectively. This model is built on a face-centered cubic lattice as the real material and can capture the correct topological surface states, as shown in Fig. 1(b). The energy difference between the surface Dirac points at the $\bar{\Gamma}$ and $\bar{M}_{1,2,3}$ points can be tuned by t_3 .

The face-centered cubic lattice can be recast as the ABC stacking of a triangular lattice along the (111) direction, as shown in Fig 3(a). The new coordinates are x , y , and z along the (11 $\bar{2}$), (110), and (111) directions, respectively. The onsite superconducting pairing potential term is $\Delta(r, \theta) = \Delta_0 \tanh(r/\xi) e^{-i\theta}$. To reveal the μ -tuned vortex phase transition, we plot the energies at $k_z = 0$ and $k_z = \pi$ by taking the periodic (open) boundary condition along the z (x and y directions) direction as a function of μ in Fig. 3(b) and Fig. 3(c), respectively. A large energy gap at $k_z = 0$ persists for different μ . In contrast, with the evolution of μ , the energy gap at $k_z = \pi$ closes and reopens at $\mu_c^{(1)} \approx -0.7$, $\mu_c^{(2)} \approx -0.58$, $\mu_c^{(3)} \approx 0.38$, and $\mu_c^{(4)} \approx 0.7$, resulting in a series of topological phase transitions. The presence of four different critical chemical potentials is consistent with the analysis based on bulk effective Hamiltonian.

The four-band model has the cubic symmetry as the real materials, which hosts the three-fold rotational symmetry around the [111] direction (z), denoted as C_3 , and mirror symmetry M_y which flips y to $-y$. The system respects the chiral symmetry \mathcal{S} and rotational symmetry \mathcal{C}_3 when considering the superconducting vortex along the [111] direction. In Appendix C, we present the concrete form of \mathcal{S} and \mathcal{C}_3 . By the \mathcal{S} and \mathcal{C}_3 symmetries, we calculate the winding numbers $W_3^{(0,1,2)}$ with the evolution of μ , as shown in Fig. 3(d). We numerically confirm

that $W_3^{(0)} = W_3^{(1)} = W_3^{(2)}$ as required by Eq. (6). The gap closing and reopening shown in Fig. 3(c) leads to topological phase transitions that are characterized by the change of the winding number $W_3^{(0)}$. In the interval $[\mu_c^{(1)}, \mu_c^{(2)}]$ and $[\mu_c^{(3)}, \mu_c^{(4)}]$, $W_3^{(0)} = 1$. In the interval $[\mu_c^{(2)}, \mu_c^{(3)}]$, $W_3^{(0)} = 2$. For the former case with $W_3^{(0)} = 1$, there is only one robust MVEMs. For the latter case, both $\tilde{\gamma}_0$ and $\tilde{\gamma}_1$ obtained in Eq. (18) from the surface effective model are robust and protected by the \mathcal{S} symmetry. It is noted that the vortex phase transitions can also be captured by the pfaffian Z_2 topological invariant since only one band gap closes and reopens at $k_z = \pi$ across a critical chemical potential. The pfaffian topological invariant is defined by [62]

$$(-1)^\nu = \text{sign}[\text{pf}(H_M(k_z = 0))\text{pf}(H_M(k_z = \pi))], \quad (21)$$

where $\text{pf}(A)$ denotes the pfaffian value of an anti-symmetric matrix A and H_M denotes the Hamiltonian of the whole system in the Majorana basis. The pfaffian topological invariant ν is simply the parity of $W_3^{(0)}$ [63], as shown in Fig. 3(e). By fixing $\mu = 0$ and diagonalizing H_{BdG} under the open boundary conditions, we obtain eight states near zero-energy, which are localized at the vortex core, as shown in Fig. 3(f). This implies that there are four MVEMs on the (111) surface. However, only two of them are protected by the chiral symmetry and the other two can be hybridized without symmetry breaking.

In-plane fields can be used to detect and manipulate MVEMs [52]. When further applying an in-plane magnetic field perpendicular to the [111] direction, the vortex axis in principle is no-longer along the [111] direction. For the in-plane field is along a generic direction, the translational symmetry along the [111] direction, the chiral symmetry \mathcal{S} , and rotational symmetry \mathcal{C}_3 are explicitly broken. The Majorana vortex phase characterized by $W_3^{(0)} = 2$ can be trivialized. While the topological phase characterized by $W_3^{(0)} = 1$ is essentially protected by the particle-hole symmetry. As long as the energy gap of the system is not closed, unpaired MVEMs preserves.

VI. DISCUSSION AND SUMMARY

Breaking crystal symmetry in TCIs provides a versatile approach to engineering various topological phases [51, 64–67]. For instance, Bi-doping of $\text{Pb}_{1-x}\text{Sn}_x\text{Se}$ (111) epilayers can realize a strong TI phase in which the Dirac cone at $\bar{\Gamma}$ is gapped while the three Dirac cones at $\bar{M}_{1,2,3}$ remain intact [64]. Moreover, it is theoretically predicted that uniaxial strain can drive SnTe to be a higher-order TI hosting helical hinge states [65]. Weyl semimetal can also be realized by considering a lattice distortion along the [111] direction [51]. Notably, all these topological phases can be used to realize MVEMs [9, 68, 69]. Thus, an interesting direction is to explore the interplay between Majorana vortex phases and different topological band structures induced by symmetry breaking.

Zero-basis conductance peak is an important evidence for the observation of MZMs [70]. On the (111) surface, the number of robust MZMs can change from $0 \rightarrow 1 \rightarrow 2$ by tuning chemical potential. The phases hosting one and two robust MZMs are associated with zero-basis conductance peak $2e^2/h$ and $4e^2/h$, respectively, at zero temperature. This implies that across the transition point, the zero basis conductance will have a quantized change, which can provide a potential evidence for MVEMs.

We emphasize that the topological phase transitions depend on the details of the system, including doping [64], boundary cleavage [54], and strain effect [71]. In our study, the four-band model is used to capture the essential physics in SnTe. However, more realistic models and refined parameters are necessary for a further investigation of the Majorana vortex phases in SnTe.

In summary, motivated by the recent experiment progress for the observation and manipulation of MVEMs in SnTe [52], we present a comprehensive study of the Majorana phases on different surfaces. Our study includes topological classification, effective model analysis, and lattice model calculations. We find that a series of vortex phase transitions can occur for the [111]-direction vortex tuned by the chemical potential. Our work could provide theoretical guidance for future experimental studies of Majorana vortex phases on the (111) surface, which can be a rich platform.

VII. ACKNOWLEDGMENTS

This work is supported by National Key Research and Development Program of China (Grant No. 2022YFA1402401).

Appendix A: Relations between two sets of winding numbers

The winding number for the BdG Hamiltonian H_{BdG} is defined by

$$W = \frac{1}{4\pi i} \int_0^{2\pi} dk_z \text{Tr}[S H_{\text{BdG}}^{-1} \partial_{k_z} H_{\text{BdG}}]. \quad (\text{A1})$$

$$\begin{aligned} W_4^{(1)} &= \frac{1}{4\pi i} \int_0^{2\pi} dk_z \text{Tr}[\mathcal{C}_4 S H_{\text{BdG}}^{-1} \partial_{k_z} H_{\text{BdG}}] \\ &= \frac{1}{4\pi i} \int_0^{2\pi} dk_z \text{Tr}[S (H_{\text{BdG}}^{(0)})^{-1} \partial_{k_z} H_{\text{BdG}}^{(0)}] - \text{Tr}[S (H_{\text{BdG}}^{(2)})^{-1} \partial_{k_z} H_{\text{BdG}}^{(2)}] \\ &= w_0 - w_2. \end{aligned} \quad (\text{A5})$$

Similarly, we have $W_2^{(1)} = w_0 - w_1$.

Because H_{BdG} respects the chiral symmetry $\mathcal{S}_n^{(p)} = \mathcal{C}_n^n \mathcal{S}$, we can define n winding numbers $W_n^{(p)}$ by replacing \mathcal{S} with $\mathcal{S}_n^{(p)}$, where $p = 0, \dots, n-1$ and $\mathcal{S}_n^{(0)} = \mathcal{S}$. Because $[\mathcal{C}_n, H_{\text{BdG}}] = 0$, H_{BdG} can be block-diagonalized into sectors spanned by eigenvectors of \mathcal{C}_n , namely,

$$H_{\text{BdG}} = H_{\text{BdG}}^{(0)} \oplus H_{\text{BdG}}^{(2)} \oplus \dots \oplus H_{\text{BdG}}^{(n-1)}, \quad (\text{A2})$$

where $H_{\text{BdG}}^{(j)}$ represents the Hamiltonian in the subsector with eigenvalue $e^{i2\pi j/n}$ of \mathcal{C}_n , for $j = 0, \dots, n-1$. Because of $\mathcal{C}_n \mathcal{M}_\mathcal{T} = \mathcal{M}_\mathcal{T} \mathcal{C}_n^{-1}$ and $[\mathcal{C}_n, P] = 0$, we have $\mathcal{C}_n \mathcal{S}_n^{(p)} = \mathcal{S}_n^{(p)} \mathcal{C}_n^{-1}$, where $\mathcal{S}_n^{(p)} = \mathcal{C}_n^p \mathcal{M}_\mathcal{T} P = \mathcal{C}_n^p M_y T P$. Here M_y , T , and P are the mirror symmetry, the time-reversal symmetry, and particle-hole symmetry, respectively. Therefore, only for the block associated with real eigenvalue $e^{i2\pi j'/n}$, $H_{\text{BdG}}^{(j')}$ respects the chiral symmetry $\mathcal{S}_n^{(p)}$, and the blocks associated with complex eigenvalues $e^{i2\pi j/n}$ and $e^{-i2\pi j/n}$ are related by the chiral symmetry $\mathcal{S}_n^{(p)}$. Therefore, only the block associated with real $e^{i2\pi j'/n}$ has a contribution to $W_n^{(p)}$. For the Hamiltonian $H_{\text{BdG}}^{(j')}$, we can define the winding number

$$w_{j'} = \frac{1}{4\pi i} \int_0^{2\pi} dk_z \text{Tr}[S (H_{\text{BdG}}^{(j')})^{-1} \partial_{k_z} H_{\text{BdG}}^{(j')}]. \quad (\text{A3})$$

With this definition, we have $W_n^{(0)} = \sum_{j'} w_{j'}$. The definition of $W_n^{(1)}$ is

$$\begin{aligned} W_n^{(1)} &= \frac{1}{4\pi i} \int_0^{2\pi} dk_z \text{Tr}[\mathcal{S}_n^{(1)} H_{\text{BdG}}^{-1} \partial_{k_z} H_{\text{BdG}}] \\ &= \frac{1}{4\pi i} \int_0^{2\pi} dk_z \text{Tr}[S \mathcal{C}_n H_{\text{BdG}}^{-1} \partial_{k_z} H_{\text{BdG}}]. \end{aligned} \quad (\text{A4})$$

For $n = 4$, \mathcal{C}_4 has the eigenvalue of 1 and -1 , respectively, for the blocks of $j' = 0$ and 2. Thus, we have

Appendix B: Majorana vortex end modes on the (001) surface

SnTe hosts four surface Dirac cones on the (001) surface, as schematically illustrated in Fig. 4(a). Two Dirac

cones along the line $k_y = 0$ [i.e., [110] direction], are denoted by $\mathbf{D}_{1,3}$, and the other two along the line $k_x = 0$ [i.e., $[1\bar{1}0]$ direction], are denoted by $\mathbf{D}_{2,4}$. The Hamiltonian of the \mathbf{D}_i surface Dirac cone is

$$\hat{h}_i = \sum_{|\mathbf{q}| < \Lambda, s, s' = \uparrow, \downarrow} h_i^{ss'}(\mathbf{q}) D_{is}^\dagger(\mathbf{q}) D_{is'}(\mathbf{q}), \quad (\text{B1})$$

where $D_{is}(\mathbf{q})$ is the annihilation operator at $\mathbf{k} = \mathbf{D}_i + \mathbf{q}$ with pseudospin s , for $i = 1, 2, 3, 4$. The form of $h_{1,2,3,4}$ can be derived by choosing the representation of the C_{4v} and T symmetries and we follow the chosen representation in Ref. [32]. In particular, h_1 is fixed by choosing the representation of the little group at \mathbf{D}_1 to be $M_y = i s_y$ and $C_2 T = s_x K$. $h_{2,3,4}$ are fixed by choosing the gauges such that $D_{2,3,4}(C_4 \mathbf{q}) = C_4 D_{1,2,3}(\mathbf{q}) C_4^{-1}$, where $C_4(q_x, q_y) \rightarrow (-q_y, q_x)$ and the index s is implicit for convenience. The chosen representations and gauges lead to [32]

$$\begin{aligned} h_1(\mathbf{q}) &= v(q_x s_y - q_y s_x), \\ h_2(\mathbf{q}) &= h_1(C_4^{-1} \mathbf{q}) = v(q_y s_y + q_x s_x), \\ h_3(\mathbf{q}) &= h_1(-C_2 \mathbf{q}) = -v(q_x s_y - q_y s_x), \\ h_4(\mathbf{q}) &= h_1(C_4 \mathbf{q}) = -v(q_y s_y + q_x s_x). \end{aligned} \quad (\text{B2})$$

Here we assume that the Fermi velocity is isotropic. In the basis of $\{D_1(\mathbf{q}), D_3(\mathbf{q}), D_2(\mathbf{q}), D_4(\mathbf{q})\}$, the total Hamiltonian of describing the four surface Dirac cones can be written as

$$\begin{aligned} h &= (\rho_0 + \rho_z)/2(q_x \eta_z s_y - q_y \eta_z s_x) \\ &+ (\rho_0 - \rho_z)/2(q_y \eta_z s_y + q_x \eta_z s_x), \end{aligned} \quad (\text{B3})$$

where Pauli matrices ρ and η act on the subspace expanded by the valleys related by a four-fold rotation and inversion, respectively. h respects the mirror, four-fold rotation, and time-inversion symmetries

$$\begin{aligned} M_{1\bar{1}0}^{-1} H(q_x, q_y) M_{1\bar{1}0} &= H(M_{1\bar{1}0} \mathbf{q}) = H(q_x, -q_y), \\ M_{110}^{-1} H(q_x, q_y) M_{110} &= H(M_{110} \mathbf{q}) = H(-q_x, q_y), \\ C_4^{-1} H(q_x, q_y) C_4 &= H(C_4 \mathbf{q}) = H(-q_y, q_x), \\ T^{-1} H(q_x, q_y) T &= H(-q_x, -q_y). \end{aligned} \quad (\text{B4})$$

where

$$\begin{aligned} M_{1\bar{1}0} &= i(\rho_0 + \rho_z)/2\eta_z s_y - i(\rho_0 - \rho_z)/2\eta_x s_y, \\ M_{110} &= -i(\rho_0 + \rho_z)/2\eta_x s_y - i(\rho_0 - \rho_z)/2\eta_z s_y, \\ C_4 &= (\rho_x + i\rho_y)/2\eta_0 s_0 + i(\rho_x - i\rho_y)/2\eta_y s_0, \\ T &= -i\rho_0 \eta_y s_x K. \end{aligned} \quad (\text{B5})$$

These symmetries satisfy the the relations $[T, C_4] = 0$, $\{M_{110}, C_4^2\} = 0$, $\{M_{1\bar{1}0}, C_4^2\} = 0$, and $M_{110} = C_4^2 M_{1\bar{1}0}$.

The superconducting pairing for a conventional s -wave superconductor is formed between $D_{1\uparrow}(\mathbf{q})$ [$D_{2\uparrow}(\mathbf{q})$] and $D_{3\downarrow}(-\mathbf{q})$ [$D_{4\downarrow}(-\mathbf{q})$]. In the basis of $\{D_1(\mathbf{q}), D_3(\mathbf{q}), D_1^\dagger(-\mathbf{q}), D_3^\dagger(-\mathbf{q})\}^T$, the BdG Hamiltonian with superconducting vortex can be written as

$$\begin{aligned} H_{\text{BdG}} &= v \begin{pmatrix} q_x \tau_z \eta_z s_y & -v q_y \tau_0 \eta_z s_x \\ \Delta_0 \tanh(r/\xi) (\frac{x}{r} \tau_y \eta_y s_x - \frac{y}{r} \tau_x \eta_y s_x) \end{pmatrix}. \end{aligned} \quad (\text{B6})$$

Without loss of generality, we assume that v and Δ_0 have the identical sign. H_{BdG} respects the chiral symmetry $\mathcal{S} = M_{1\bar{1}0} P T = -\tau_x \eta_x s_z$, where $M_{1\bar{1}0} = i\tau_0 \eta_z s_y$ and $P = \tau_x K$. H_{BdG} is block-diagonal and can be further written as

$$\begin{aligned} H_{\text{BdG}} &= h_+ \oplus h_-, \quad h_- = -h_+, \\ h_+ &= \begin{pmatrix} 0 & -ve^{-i\theta}(\partial_r - i/r\partial_\theta) & 0 & -\Delta(r)e^{-i\theta} \\ ve^{i\theta}(\partial_r + i/r\partial_\theta) & 0 & -\Delta(r)e^{-i\theta} & 0 \\ 0 & -\Delta(r)e^{i\theta} & 0 & -ve^{i\theta}(\partial_r + i/r\partial_\theta) \\ -\Delta(r)e^{i\theta} & 0 & ve^{-i\theta}(\partial_r - i/r\partial_\theta) & 0 \end{pmatrix}, \end{aligned}$$

where $\Delta(r) = \Delta_0 \tanh r/\xi$. A zero-energy solution can be derived from h_+ and h_- , respectively,

$$\begin{aligned} \kappa_1 &= (D_{1\downarrow} + D_{3\downarrow}^\dagger) e^{-\int_0^r \Delta(r')/v dr'}, \\ \kappa_3 &= \kappa_1^\dagger = (D_{3\downarrow} + D_{1\downarrow}^\dagger) e^{-\int_0^r \Delta(r')/v dr'}. \end{aligned} \quad (\text{B7})$$

From the superposition of κ_1 and κ_3 , we can obtain two MZMs solution

$$\begin{aligned} \gamma_1 &= \kappa_1 + \kappa_3 = (D_{1\downarrow} + D_{3\downarrow} + h.c.) e^{-\int_0^r \Delta(r')/v dr'}, \\ \gamma_3 &= i(\kappa_3 - \kappa_1) = [i(D_{3\downarrow} - D_{1\downarrow}) + h.c.] e^{-\int_0^r \Delta(r')/v dr'}. \end{aligned} \quad (\text{B8})$$

The spinor part of MZMs γ_1 and γ_3 , respectively, is

$$\begin{aligned} \psi_1 &= \frac{1}{4}[0, 1, 0, 1, 0, 1, 0, 1]^T, \\ \psi_2 &= \frac{1}{4}[0, -i, 0, i, 0, i, 0, -i]^T. \end{aligned} \quad (\text{B9})$$

It can be checked that $\mathcal{S}\psi_{1,2} = \psi_{1,2}$, which implies that the MZMs $\gamma_{1,3}$ is invariant under the chiral symmetry \mathcal{S} . Similarly, two MZMs can be obtained when considering the superconducting pairing between $D_{2\uparrow}(\mathbf{q})$ and

$D_{4\downarrow}(-\mathbf{q})$, which read as

$$\begin{aligned}\gamma_2 &= (e^{i\pi/4}D_{2\downarrow} + e^{i\pi/4}D_{4\downarrow} + h.c.)e^{-\int_0^r \Delta(r')/vdr'}, \\ \gamma_4 &= (e^{i3\pi/4}D_{4\downarrow} - e^{i3\pi/4}D_{2\downarrow} + h.c.)e^{-\int_0^r \Delta(r')/vdr'}.\end{aligned}\quad (\text{B10})$$

It can be shown that the MZMs $\gamma_{2,4}$ transform into $\gamma_{4,2}$ under the chiral symmetry \mathcal{S} . Thus, in the zero-energy subspace expanded by $\gamma_{1,2,3,4}$, \mathcal{S} is represented by

$$\mathcal{S} = \begin{pmatrix} 1 & 0 & 0 & 0 \\ 0 & 0 & 0 & 1 \\ 0 & 0 & 1 & 0 \\ 0 & 1 & 0 & 0 \end{pmatrix}.\quad (\text{B11})$$

Incorporating the four Dirac cones, the BdG Hamiltonian of the whole system hosts the four-fold rotational symmetry \mathcal{C}_4 , which is defined by

$$\begin{aligned}\mathcal{C}_4 D_{1,2,3} \mathcal{C}_4^{-1} &= e^{i\pi/4} D_{2,3,4}, \\ \mathcal{C}_4 D_4 \mathcal{C}_4^{-1} &= -e^{i\pi/4} D_1,\end{aligned}\quad (\text{B12})$$

where $\mathcal{C}_4^4 = 1$. Thus, in the zero-energy subspace expanded by $\gamma_{1,2,3,4}$, \mathcal{C}_4 is represented by

$$\mathcal{C}_4 = \begin{pmatrix} 0 & 1 & 0 & 0 \\ 0 & 0 & 1 & 0 \\ 0 & 0 & 0 & 1 \\ 1 & 0 & 0 & 0 \end{pmatrix}.\quad (\text{B13})$$

Since $[\mathcal{C}_4, H_{\text{BdG}}] = 0$ and $\{\mathcal{S}, H_{\text{BdG}}\} = 0$, the operators $\mathcal{C}_4\mathcal{S}$, $\mathcal{C}_4^2\mathcal{S}$, and $\mathcal{C}_4^3\mathcal{S}$ are also the chiral symmetry of H_{BdG} and we have

$$\begin{aligned}\text{Tr}(\mathcal{S}) &= \text{Tr}(\mathcal{C}_4^2\mathcal{S}) = 2, \\ \text{Tr}(\mathcal{C}_4\mathcal{S}) &= \text{Tr}(\mathcal{C}_4^3\mathcal{S}) = 0.\end{aligned}\quad (\text{B14})$$

This implies that two out of the four MZMs are protected by the chiral symmetries \mathcal{S} and $\mathcal{C}_4^2\mathcal{S}$, which are generated by the \mathcal{M}_T symmetry with the mirror along the $(1\bar{1}0)$ and (110) directions, respectively. While the chiral symmetries associated with the (100) and (010) direction mirror symmetries can not protect MZMs.

By diagonalizing \mathcal{C}_4 , we can obtain four MZMs with fixed angular momentum, which are

$$\begin{aligned}\tilde{\gamma}_1 &= (\gamma_1 + \gamma_2 + \gamma_3 + \gamma_4)/2, \\ \tilde{\gamma}_2 &= (\gamma_1 - \gamma_2 + \gamma_3 - \gamma_4)/2, \\ \tilde{\gamma}_3 &= (i\gamma_1 + \gamma_2 - i\gamma_3 - \gamma_4)/2, \\ \tilde{\gamma}_4 &= (-i\gamma_1 + \gamma_2 + i\gamma_3 - \gamma_4)/2,\end{aligned}\quad (\text{B15})$$

where $\tilde{\gamma}_1$, $\tilde{\gamma}_2$, $\tilde{\gamma}_3$, and $\tilde{\gamma}_4$ have the angular momentum $J_z = 0$, $J_z = 2$, $J_z = 1$, and $J_z = 3$, respectively. It can be shown that

$$\begin{aligned}\mathcal{S}\tilde{\gamma}_{1,2}\mathcal{S}^{-1} &= \tilde{\gamma}_{1,2}, \\ \mathcal{S}\tilde{\gamma}_{3,4}\mathcal{S}^{-1} &= -\tilde{\gamma}_{4,3}, \\ \mathcal{C}_4^2\mathcal{S}\tilde{\gamma}_{1,2}(\mathcal{C}_4^2\mathcal{S})^{-1} &= \tilde{\gamma}_{1,2}, \\ \mathcal{C}_4^2\mathcal{S}\tilde{\gamma}_{3,4}(\mathcal{C}_4^2\mathcal{S})^{-1} &= \tilde{\gamma}_{4,3}.\end{aligned}\quad (\text{B16})$$

This implies that the MZMs $\tilde{\gamma}_{1,2}$ are protected by \mathcal{S} and $\mathcal{C}_4^2\mathcal{S}$ symmetries while $\tilde{\gamma}_{3,4}$ are not. Because possessing different angular momentum, the MZMs $\tilde{\gamma}_{1,2}$ are also protected by the rotational symmetry. Thus, two out of the four MZMs are protected by both the chiral and rotational symmetries.

Appendix C: Symmetries analysis of four-band model and winding number calculation

The model Hamiltonian of the four-band model is

$$\begin{aligned}h(\mathbf{k}) &= [m - t_1(\cos 2k_1 + \cos 2k_2 + \cos 2k_3)]\sigma_z s_0 \\ &+ t_2[\sin k_1(\cos k_2 + \cos k_3)\sigma_x s_x \\ &+ \sin k_2(\cos k_1 + \cos k_3)\sigma_x s_y \\ &+ \sin k_3(\cos k_1 + \cos k_2)\sigma_x s_z] \\ &+ t_3[\cos k_1(\cos k_2 + \cos k_3) + \cos k_2 \cos k_3]\sigma_0 s_0.\end{aligned}\quad (\text{C1})$$

h is defined on a face-centered cubic lattice and has the cubic symmetry. The generators are the four-fold rotation around the (001) direction $\mathcal{C}_{4z} = \sigma_0 \otimes e^{-i\pi s_z/4}$, the four-fold rotation around the (100) direction $\mathcal{C}_{4x} = \sigma_0 \otimes e^{-i\pi s_x/4}$, and the inversion $I = \sigma_z s_0$. When considering the superconducting vortex along different directions, the BdG Hamiltonian can be generally written as

$$H_{\text{BdG}}(x, y, k_z) = \begin{pmatrix} h(x, y, k_z) - \mu & \Delta(r, \theta)is_y \\ -\Delta^*(r, \theta)is_y & -h^T(x, y, -k_z) + \mu \end{pmatrix},\quad (\text{C2})$$

where $\Delta(r, \theta) = \Delta_0 \tanh(r/\xi) e^{-i\theta}$ with $r = \sqrt{x^2 + y^2}$ and θ being the polar angle. For the vortex in the $[001]$ direction, we align the unit vectors as follows: \mathbf{e}_x along the $[\bar{1}\bar{1}0]$ direction, \mathbf{e}_y along the $[1\bar{1}0]$ direction, and \mathbf{e}_z along the $[001]$ direction. For the vortex in the $[110]$ direction, we choose \mathbf{e}_x along the $[001]$ direction, \mathbf{e}_y along the $[1\bar{1}0]$ direction, and \mathbf{e}_z along the $[110]$ direction. Finally, for the vortex in the $[111]$ direction, \mathbf{e}_x is aligned along the $[11\bar{2}]$ direction, \mathbf{e}_y along the $[1\bar{1}0]$ direction, and \mathbf{e}_z along the $[111]$ direction. Here, $\mathbf{e}_{x,y,z}$ are the coordinate basis of the $x - y - z$ coordinate frame.

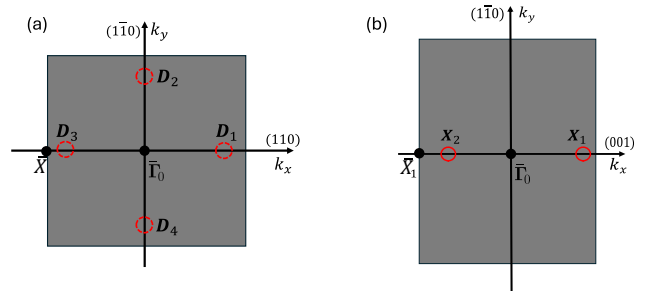


FIG. 4. (a) and (b) The surface Brillouin zone of the (001) and (110) surfaces and schematic illustration of the energy contour of the surface states around Dirac cones.

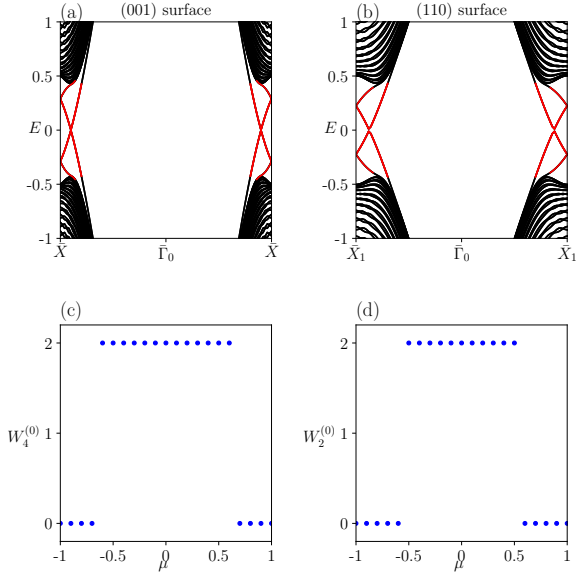


FIG. 5. (a) and (b) The energy spectra of H_{BdG} with a slab geometry on the (001) and (110) surfaces, respectively. (c) and (d) Winding numbers $W_4^{(0)}$ and $W_2^{(0)}$ for the [001] and [110] direction vortex, respectively, as functions of μ . The model parameters are taken as $m = 2.5$, $t_1 = -1$, $t_2 = 1$, $t_3 = 0$, $\Delta_0 = 0.5$, and $\xi = 2$.

For the [001] direction vortex, the \mathcal{C}_4 and \mathcal{S} symmetries of H_{BdG} are given by

$$\begin{aligned} \mathcal{C}_4 &= R_4(x, y) \otimes \tilde{\mathcal{C}}_4, \\ \mathcal{S} &= m_{1\bar{1}0}(x, y) \mathcal{M}_{1\bar{1}0} T P, \\ \tilde{\mathcal{C}}_4 &= \begin{pmatrix} e^{-i\pi/4} C_{4z} & 0 \\ 0 & e^{i\pi/4} (C_{4z})^* \end{pmatrix}, \\ \mathcal{M}_{1\bar{1}0} &= \begin{pmatrix} M_{1\bar{1}0} & 0 \\ 0 & (M_{1\bar{1}0})^* \end{pmatrix}, \end{aligned} \quad (\text{C3})$$

where R_4 and $m_{1\bar{1}0}$, respectively, act on the spatial coordinate as $R_4(x, y) \rightarrow (-y, x)$ and $m_{1\bar{1}0}(x, y) \rightarrow (-y, x)$. T , P , and $M_{1\bar{1}0}$ are given by $T = i s_y K$, $P = \tau_x K$, and $M_{1\bar{1}0} = i \sigma_z s_x e^{-i\pi s_z/4}$. For the (110) direction vortex, the \mathcal{C}_2 symmetry of H_{BdG} is

$$\begin{aligned} \mathcal{C}_2 &= R_2(x, y) \otimes \tilde{\mathcal{C}}_2, \\ \tilde{\mathcal{C}}_2 &= \begin{pmatrix} e^{-i\pi/2} C_{2z} & 0 \\ 0 & e^{i\pi/2} (C_{2z})^* \end{pmatrix}, \end{aligned} \quad (\text{C4})$$

where R_2 acts on the spatial coordinate as $R_2(x, y) = (-x, -y)$, and $C_{2z} = e^{-i\pi/2(s_x + s_y)/\sqrt{2}}$. For the (111)-direction vortex, the \mathcal{C}_3 symmetry of H_{BdG} is

$$\begin{aligned} \mathcal{C}_3 &= R_3(x, y) \otimes \tilde{\mathcal{C}}_3, \\ \tilde{\mathcal{C}}_3 &= \begin{pmatrix} e^{-i\pi/3} C_{3z} & 0 \\ 0 & e^{i\pi/3} (C_{3z})^* \end{pmatrix}, \end{aligned} \quad (\text{C5})$$

where R_3 acts on the spatial coordinate as $R_3(x, y) \rightarrow (-x/2 - \sqrt{3}y/2, \sqrt{3}x/2 - y/2)$ and $C_{3z} = e^{-i\pi(s_x + s_y + s_z)/3\sqrt{3}}$. For the [111] and [110] directions vortex, H_{BdG} also respects the chiral symmetry \mathcal{S} .

In Fig. 5(a) and 5(b), we present the surface states for a slab geometry on the (001) and (110) surfaces. In Fig. 5(c) and 5(d), we calculate the winding numbers $W_4^{(0)}$ and $W_2^{(0)}$ for the [001] and [110] direction vortex as functions of μ .

Appendix D: Majorana vortex end modes on the (110) surface

SnTe hosts two surface Dirac cones on the (110) surface [54], denoted by \mathbf{X}_1 and \mathbf{X}_2 , as schematically illustrated in Fig. 4(b). Similar to the Dirac cones $\mathbf{D}_{1,3}$ on the (001) surface, Dirac points at $\mathbf{X}_{1,2}$ are invariant under the mirror $M_{1\bar{1}0}$ and C_2T symmetries. Therefore, the symmetries analysis of the MZMs contributed by Dirac cones $\mathbf{D}_{1,3}$ can be directly applied to the MZMs contributed by the Dirac cones $\mathbf{X}_{1,2}$. It can be shown that there are two MZMs on the (110) surface, denoted by γ_1 and γ_2 . In the zero-energy subspace, the chiral symmetry \mathcal{S} and two-fold rotational symmetry \mathcal{C}_2 can be represented by

$$\mathcal{S} = \begin{pmatrix} 1 & 0 \\ 0 & 1 \end{pmatrix}, \quad \mathcal{C}_2 = \begin{pmatrix} 0 & 1 \\ 1 & 0 \end{pmatrix}, \quad (\text{D1})$$

which yields $\text{Tr}(\mathcal{S}) = 2$ and $\text{Tr}(\mathcal{C}_2\mathcal{S}) = 0$. The two MZMs $\tilde{\gamma}_1 = (\gamma_1 + \gamma_2)/\sqrt{2}$ and $\tilde{\gamma}_2 = (\gamma_1 - \gamma_2)/\sqrt{2}$ are the common eigenstates of \mathcal{S} and \mathcal{C}_2 symmetries, with the identical and different eigenvalues, respectively. Therefore, the two MZMs $\tilde{\gamma}_{1,2}$ are protected by both \mathcal{S} and \mathcal{C}_2 symmetries.

Appendix E: Majorana vortex modes on the (111) surface

SnTe hosts four Dirac cones on the (111) surface which are located at the $\bar{\Gamma}$ and $\bar{M}_{1,2,3}$ points, respectively. The surface Hamiltonian of describing the Dirac cone centered at $\bar{\Gamma}$ and $\bar{M}_{1,2,3}$ can be written as

$$\hat{h}_{i=0,1,2,3} = \sum_{|\mathbf{q}| < \Lambda, s, s' = \uparrow, \downarrow} h_i^{s s'}(\mathbf{q}) f_{is}^\dagger(\mathbf{q}) f_{is'}(\mathbf{q}), \quad (\text{E1})$$

where $f_{0s}(\mathbf{q})$ and $f_{js}(\mathbf{q})$ is the annihilation operator at $\mathbf{k} = \bar{\Gamma} + \mathbf{q}$ and $\mathbf{k} = \bar{M}_j + \mathbf{q}$, respectively, for $j = 1, 2, 3$. h_0 is fixed by choosing the representation of the little group at $\bar{\Gamma}$ to be $T = i s_y K$, $M_y = i s_y$, and $C_3 = e^{i\pi s_z/3}$, which generate the constraints

$$\begin{aligned} T^{-1} h_0(\mathbf{q}) T &= h_0(-\mathbf{q}), \\ M_y^{-1} h_0(q_x, q_y) M_y &= h_0(q_x, -q_y), \\ C_3^{-1} h_0(\mathbf{q}) C_3 &= h_0(C_3 \mathbf{q}), \end{aligned} \quad (\text{E2})$$

with $C_3(q_x, q_y) \rightarrow (-q_x/2 - \sqrt{3}q_y/2, \sqrt{3}q_x/2 - q_y/2)$. Thus, we have $h_0(\mathbf{q}) = v_1(q_x s_y - q_y s_x)$. The little group at \bar{M}_1 is generated by T and M_y symmetries. From the chosen representation, we can derive $h_1 = v_2(q_x s_y - q_y s_x)$. Here we assume isotropic Fermi velocity for the \bar{M}_1 valley. Using the C_3 symmetry, we can fix the gauges for Dirac cones centered at $\bar{M}_{2,3}$ as $C_3 f_{1,2}(\mathbf{q}) C_3^{-1} = f_{2,3}(C_3 \mathbf{q})$. Thus, we have

$$\begin{aligned} h_2(\mathbf{q}) &= h_1(C_3^{-1} \mathbf{q}) \\ &= (-q_x/2 + \sqrt{3}q_y/2)s_y + (\sqrt{3}q_x/2 + q_y/2)s_x, \\ h_3(\mathbf{q}) &= h_1(C_3 \mathbf{q}) \\ &= (-q_x/2 - \sqrt{3}q_y/2)s_y - (\sqrt{3}q_x/2 - q_y/2)s_x. \end{aligned} \quad (\text{E3})$$

The mirror symmetry M_y acts on the operators $f_{0,1,2,3}$ as

$$\begin{aligned} M_y f_{0,1} M_y^{-1} &= i s_y f_{0,1} (M_1 \mathbf{q}), \\ M_y f_2 M_y^{-1} &= M_1 C_3 f_1 C_3^{-1} M_1^{-1} = C_3^{-1} M_y f_1 M_y^{-1} C_3 = -i s_y f_3, \\ M_y f_3 M_y^{-1} &= M_1 C_3 f_2 C_3^{-1} M_1^{-1} = C_3^{-1} M_y f_2 M_y^{-1} C_3 = -i s_y f_2. \end{aligned} \quad (\text{E4})$$

where the relation $M_y C_3 = C_3^{-1} M_y$ is used. The time-reversal symmetry T acts on the operators $f_{0,1,2,3}$ as

$$\begin{aligned} T f_{0,1} T^{-1} &= i s_y f_{0,1}, \\ T f_2 T^{-1} &= T C_3 f_1 C_3^{-1} T^{-1} = C_3 T f_1 T^{-1} C_3^{-1} = i s_y f_2, \\ T f_3 T^{-1} &= T C_3 f_2 C_3^{-1} T^{-1} = C_3 T f_2 T^{-1} C_3^{-1} = i s_y f_3. \end{aligned} \quad (\text{E5})$$

where the relation $[T, C_3] = 0$ is used.

When considering the superconducting vortex, the BdG Hamiltonian of describing the Dirac cone centered at $\bar{\Gamma}$ can be written as

$$\begin{aligned} H_{\text{BdG}} &= v_1(q_x \tau_z s_y - q_y \tau_0 s_x) \\ &\quad + \Delta_0 \tanh(r/\xi) \left(\frac{x}{r} \tau_y s_y - \frac{y}{r} \tau_x s_y \right). \end{aligned}$$

Here H_{BdG} respects the particle-hole symmetry $P = \tau_x K$ and three-fold rotational symmetry $C_3 = e^{i\pi/3}(\tau_0 + \tau_z)/2e^{i\pi s_z/3} + e^{-i\pi/3}(\tau_0 - \tau_z)/2e^{-i\pi s_z/3}$, where $C_3^{-1} h_0(\mathbf{r}) C_3 = h_0(C_3 \mathbf{r})$ and $C_3^3 = 1$. Moreover, H_{BdG} respects the magnetic mirror symmetry $\mathcal{M}_T = K$, which leads to the chiral symmetry $\mathcal{S} = \mathcal{M}_T P = \tau_x (y \rightarrow -y)$. H_{BdG} can be further written as

$$H_{\text{BdG}} = \begin{pmatrix} 0 & -v_1 e^{-i\theta} \left(\partial_r - \frac{i\partial_\theta}{r} \right) & 0 & -\Delta(r) e^{-i\theta} \\ v_1 e^{i\theta} \left(\partial_r + \frac{i\partial_\theta}{r} \right) & 0 & \Delta(r) e^{-i\theta} & 0 \\ 0 & \Delta(r) e^{i\theta} & 0 & v_1 e^{i\theta} \left(\partial_r + \frac{i\partial_\theta}{r} \right) \\ -\Delta(r) e^{i\theta} & 0 & -v_1 e^{-i\theta} \left(\partial_r - \frac{i\partial_\theta}{r} \right) & 0 \end{pmatrix}, \quad (\text{E6})$$

where $\Delta(r) = \Delta_0 \tanh r/\xi$. The MZM solution of H_{BdG} is

$$\gamma_0 = (f_{0\downarrow} + f_{0\downarrow}^\dagger) e^{-\int_0^r \Delta(r')/v_1 dr'}, \quad (\text{E7})$$

where we assume that Δ_0 and v_1 share the identical sign. It can be checked that $\mathcal{S} \gamma_0 \mathcal{S}^{-1} = \gamma_0$ and $C_3 \gamma_0 C_3^{-1} = \gamma_0$. Similarly, the Dirac cone-centered at \bar{M}_1 with supercon-

ducting vortex gives rise to the MZM

$$\gamma_1 = (f_{1\downarrow} + f_{1\downarrow}^\dagger) e^{-\int_0^r \Delta(r')/v_2 dr'}. \quad (\text{E8})$$

The chiral symmetry \mathcal{S} acts on γ_1 as $\mathcal{S} \gamma_1 \mathcal{S}^{-1} = \gamma_1$.

In the basis of $\{f_2(\mathbf{q}), f_2^\dagger(-\mathbf{q}), f_3(\mathbf{q}), f_3^\dagger(-\mathbf{q})\}$, the BdG Hamiltonian of describing the Dirac cones centered at \bar{M}_2 and \bar{M}_3 can be written as

$$H_{\text{BdG}} = v_2(-1/2q_x \eta_0 \tau_z s_y + \sqrt{3}/2q_y \eta_z \tau_z s_y + \sqrt{3}/2q_x \eta_z \tau_0 s_x + 1/2q_y \eta_0 \tau_0 s_x) + \Delta_0 \tanh(r/\xi) \left(\frac{x}{r} \eta_0 \tau_y s_y - \frac{y}{r} \eta_0 \tau_x s_y \right). \quad (\text{E9})$$

Here H_{BdG} respects the magnetic mirror symmetry $\mathcal{M}_T = -\eta_x K$, which leads to the chiral symmetry

$\mathcal{S} = -\eta_x \tau_x$. H_{BdG} is block-diagonal in the η space and can be written as

$$\begin{aligned}
H_{\text{BdG}} &= H_2 \oplus H_3, \\
H_2 &= \begin{pmatrix} 0 & (\sqrt{3}/2 + i/2)v_2q_- & 0 & -\Delta_0(\mathbf{r})e^{-i\theta} \\ (\sqrt{3}/2 - i/2)v_2q_+ & 0 & \Delta_0(\mathbf{r})e^{-i\theta} & 0 \\ 0 & \Delta_0(\mathbf{r})e^{i\theta} & 0 & (\sqrt{3}/2 - i/2)v_2q_+ \\ -\Delta_0(\mathbf{r})e^{i\theta} & 0 & (\sqrt{3}/2 + i/2)v_2q_- & 0 \end{pmatrix}, \\
H_3 &= \begin{pmatrix} 0 & (-\sqrt{3}/2 + i/2)v_2q_- & 0 & -\Delta_0(\mathbf{r})e^{-i\theta} \\ (-\sqrt{3}/2 - i/2)v_2q_+ & 0 & \Delta_0(\mathbf{r})e^{-i\theta} & 0 \\ 0 & \Delta_0(\mathbf{r})e^{i\theta} & 0 & (-\sqrt{3}/2 - i/2)v_2q_+ \\ -\Delta_0(\mathbf{r})e^{i\theta} & 0 & (-\sqrt{3}/2 + i/2)v_2q_- & 0 \end{pmatrix},
\end{aligned} \tag{E10}$$

where $q_{--} = e^{-i\theta}(q_r - iq_\theta)$ and $q_+ = e^{i\theta}(q_r + iq_\theta)$ with $q_r = -i\partial_r$ and $q_\theta = -i/r\partial_\theta$. H_2 and H_3 , respectively, host the MZM

$$\begin{aligned}
\gamma_2 &= (e^{-i\pi/3}f_{2\downarrow} + e^{i\pi/3}f_{2\downarrow}^\dagger)e^{-\int_0^r \Delta(r')/vdr'}, \\
\gamma_3 &= (e^{-i2\pi/3}f_{3\downarrow} + e^{i2\pi/3}f_{3\downarrow}^\dagger)e^{-\int_0^r \Delta(r')/vdr'}.
\end{aligned} \tag{E11}$$

rotational symmetry \mathcal{C}_3 is defined as

$$\begin{aligned}
\mathcal{C}_3 f_1 \mathcal{C}_3^{-1} &= e^{-i\pi/3} f_2, \\
\mathcal{C}_3 f_2 \mathcal{C}_3^{-1} &= e^{-i\pi/3} f_3, \\
\mathcal{C}_3 f_3 \mathcal{C}_3^{-1} &= -e^{-i\pi/3} f_1,
\end{aligned} \tag{E12}$$

where $\mathcal{C}_3^3 = 1$. Thus, we have

$$\mathcal{C}_3 \gamma_{1,2,3} \mathcal{C}_3^{-1} = \gamma_{2,3,1}. \tag{E13}$$

Thus, in the subspace expanded by $\{\gamma_0, \gamma_1, \gamma_2, \gamma_3\}$, the chiral symmetry \mathcal{S} and three-fold rotational symmetry \mathcal{C}_3 are, respectively, represented by

$$\mathcal{S} = \begin{pmatrix} 1 & 0 & 0 & 0 \\ 0 & 1 & 0 & 0 \\ 0 & 0 & 0 & 1 \\ 0 & 0 & 1 & 0 \end{pmatrix}, \mathcal{C}_3 = \begin{pmatrix} 1 & 0 & 0 & 0 \\ 0 & 0 & 1 & 0 \\ 0 & 0 & 0 & 1 \\ 0 & 1 & 0 & 0 \end{pmatrix}. \tag{E14}$$

It can be checked that $\mathcal{S}_1 \gamma_{2,3} \mathcal{S}_1^{-1} = \gamma_{3,2}$.

-
- [1] C. L. Kane and E. J. Mele, Quantum spin hall effect in graphene, *Phys. Rev. Lett.* **95**, 226801 (2005).
- [2] C. L. Kane and E. J. Mele, Z_2 topological order and the quantum spin hall effect, *Phys. Rev. Lett.* **95**, 146802 (2005).
- [3] M. König, S. Wiedmann, C. Brüne, A. Roth, H. Buhmann, L. W. Molenkamp, X.-L. Qi, and S.-C. Zhang, Quantum spin hall insulator state in hgte quantum wells, *Science* **318**, 766 (2007).
- [4] M. Z. Hasan and C. L. Kane, Colloquium: Topological insulators, *Reviews of Modern Physics* **82**, 3045 (2010).
- [5] X.-L. Qi and S.-C. Zhang, Topological insulators and superconductors, *Reviews of Modern Physics* **83**, 1057 (2011).
- [6] C. Nayak, S. H. Simon, A. Stern, M. Freedman, and S. Das Sarma, Non-abelian anyons and topological quantum computation, *Rev. Mod. Phys.* **80**, 1083 (2008).
- [7] C.-K. Chiu, J. C. Y. Teo, A. P. Schnyder, and S. Ryu, Classification of topological quantum matter with symmetries, *Rev. Mod. Phys.* **88**, 035005 (2016).
- [8] X.-J. Luo, W.-X. Qiu, and F. Wu, Majorana zero modes in twisted transition metal dichalcogenide homobilayers, *Phys. Rev. B* **109**, L041103 (2024).
- [9] L. Fu and C. L. Kane, Superconducting proximity effect and majorana fermions at the surface of a topological insulator, *Phys. Rev. Lett.* **100**, 096407 (2008).
- [10] L. Fu and C. L. Kane, Josephson current and noise at a superconductor/quantum-spin-hall-insulator/superconductor junction, *Phys. Rev. B* **79**, 161408 (2009).
- [11] X.-H. Pan, K.-J. Yang, L. Chen, G. Xu, C.-X. Liu, and X. Liu, Lattice-symmetry-assisted second-order topological superconductors and majorana patterns, *Phys. Rev. Lett.* **123**, 156801 (2019).
- [12] X.-J. Luo, Y.-P. He, T. F. J. Poon, X. Liu, and X.-J. Liu, Braiding majorana zero modes in spin space: from worldline to worldribbon, *arXiv:1803.02173* (2018).
- [13] X.-J. Luo, J.-Z. Li, M. Xiao, and F. Wu, Spin Bott Indices For Time-Reversal-Invariant Higher-Order Topological Superconductors, *arXiv:2407.20334* (2024).
- [14] R. M. Lutchyn, J. D. Sau, and S. Das Sarma, Majorana fermions and a topological phase transition in semiconductor-superconductor heterostructures, *Phys. Rev. Lett.* **105**, 077001 (2010).
- [15] Y. Oreg, G. Refael, and F. von Oppen, Helical liquids and majorana bound states in quantum wires, *Phys. Rev. Lett.* **105**, 177002 (2010).
- [16] J. D. Sau, R. M. Lutchyn, S. Tewari, and S. Das Sarma, Generic new platform for topological quantum computation using semiconductor heterostructures, *Phys. Rev.*

- Lett.* **104**, 040502 (2010).
- [17] P. Hosur, P. Ghaemi, R. S. K. Mong, and A. Vishwanath, Majorana modes at the ends of superconductor vortices in doped topological insulators, *Phys. Rev. Lett.* **107**, 097001 (2011).
- [18] G. Xu, B. Lian, P. Tang, X.-L. Qi, and S.-C. Zhang, Topological superconductivity on the surface of fe-based superconductors, *Phys. Rev. Lett.* **117**, 047001 (2016).
- [19] D. Wang, L. Kong, P. Fan, H. Chen, S. Zhu, W. Liu, L. Cao, Y. Sun, S. Du, J. Schneeloch, R. Zhong, G. Gu, L. Fu, H. Ding, and H.-J. Gao, Evidence for majorana bound states in an iron-based superconductor, *Science* **362**, 333 (2018).
- [20] C. Li, X.-J. Luo, L. Chen, D. E. Liu, F.-C. Zhang, and X. Liu, Controllable majorana vortex states in iron-based superconducting nanowires, *National Science Review* **9**, nwac095 (2022).
- [21] L. Fu, Topological crystalline insulators, *Phys. Rev. Lett.* **106**, 106802 (2011).
- [22] C.-K. Chiu, H. Yao, and S. Ryu, Classification of topological insulators and superconductors in the presence of reflection symmetry, *Phys. Rev. B* **88**, 075142 (2013).
- [23] C.-X. Liu, R.-X. Zhang, and B. K. VanLeeuwen, Topological nonsymmorphic crystalline insulators, *Phys. Rev. B* **90**, 085304 (2014).
- [24] T. H. Hsieh, H. Lin, J. Liu, W. Duan, A. Bansil, and L. Fu, Topological crystalline insulators in the snte material class, *Nature Communications* **3**, 982 (2012).
- [25] P. Dziawa, B. J. Kowalski, K. Dybko, R. Buczko, A. Szczerbakow, M. Szot, E. Lusakowska, T. Balasubramanian, B. M. Wojek, M. H. Berntsen, O. Tjernberg, and T. Story, Topological crystalline insulator states in $\text{pb}_{1-x}\text{sn}_x\text{se}$, *Nature Materials* **11**, 1023 (2012).
- [26] F. Zhang, C. L. Kane, and E. J. Mele, Topological mirror superconductivity, *Phys. Rev. Lett.* **111**, 056403 (2013).
- [27] J. C. Y. Teo and T. L. Hughes, Existence of majorana-fermion bound states on disclinations and the classification of topological crystalline superconductors in two dimensions, *Phys. Rev. Lett.* **111**, 047006 (2013).
- [28] Y. Ueno, A. Yamakage, Y. Tanaka, and M. Sato, Symmetry-protected majorana fermions in topological crystalline superconductors: Theory and application to sr_2ruo_4 , *Phys. Rev. Lett.* **111**, 087002 (2013).
- [29] T. H. Hsieh, J. Liu, and L. Fu, Topological crystalline insulators and dirac octets in antiperovskites, *Phys. Rev. B* **90**, 081112 (2014).
- [30] K. Shiozaki and M. Sato, Topology of crystalline insulators and superconductors, *Phys. Rev. B* **90**, 165114 (2014).
- [31] X.-J. Liu, J. J. He, and K. T. Law, Demonstrating lattice symmetry protection in topological crystalline superconductors, *Phys. Rev. B* **90**, 235141 (2014).
- [32] C. Fang, M. J. Gilbert, and B. A. Bernevig, New class of topological superconductors protected by magnetic group symmetries, *Phys. Rev. Lett.* **112**, 106401 (2014).
- [33] P. Jadaun, D. Xiao, Q. Niu, and S. K. Banerjee, Topological classification of crystalline insulators with space group symmetry, *Phys. Rev. B* **88**, 085110 (2013).
- [34] J. Liu, X. Qian, and L. Fu, Crystal field effect induced topological crystalline insulators in monolayer iv–vi semiconductors, *Nano Letters* **15**, 2657 (2015).
- [35] C. Fang and L. Fu, New classes of three-dimensional topological crystalline insulators: Nonsymmorphic and magnetic, *Phys. Rev. B* **91**, 161105 (2015).
- [36] J. Kruthoff, J. de Boer, J. van Wezel, C. L. Kane, and R.-J. Slager, Topological classification of crystalline insulators through band structure combinatorics, *Phys. Rev. X* **7**, 041069 (2017).
- [37] C. Fang and L. Fu, New classes of topological crystalline insulators having surface rotation anomaly, *Science Advances* **5**, eaat2374 (2019).
- [38] E. Cornfeld and A. Chapman, Classification of crystalline topological insulators and superconductors with point group symmetries, *Phys. Rev. B* **99**, 075105 (2019).
- [39] Z. Song, C. Fang, and Y. Qi, Real-space recipes for general topological crystalline states, *Nature Communications* **11**, 4197 (2020).
- [40] Y. Tanaka, Z. Ren, T. Sato, K. Nakayama, S. Souma, T. Takahashi, K. Segawa, and Y. Ando, Experimental realization of a topological crystalline insulator in snte, *Nature Physics* **8**, 800 (2012).
- [41] S.-Y. Xu, C. Liu, N. Alidoust, M. Neupane, D. Qian, I. Belopolski, J. D. Denlinger, Y. J. Wang, H. Lin, L. A. Wray, G. Landolt, B. Slomski, J. H. Dil, A. Marcinkova, E. Morosan, Q. Gibson, R. Sankar, F. C. Chou, R. J. Cava, A. Bansil, and M. Z. Hasan, Observation of a topological crystalline insulator phase and topological phase transition in $\text{pb}_{1-x}\text{sn}_x\text{te}$, *Nature Communications* **3**, 1192 (2012).
- [42] Y. Tanaka, T. Shoman, K. Nakayama, S. Souma, T. Sato, T. Takahashi, M. Novak, K. Segawa, and Y. Ando, Two types of dirac-cone surface states on the (111) surface of the topological crystalline insulator snte, *Phys. Rev. B* **88**, 235126 (2013).
- [43] Y. Okada, M. Serbyn, H. Lin, D. Walkup, W. Zhou, C. Dhital, M. Neupane, S. Xu, Y. J. Wang, R. Sankar, F. Chou, A. Bansil, M. Z. Hasan, S. D. Wilson, L. Fu, and V. Madhavan, Observation of dirac node formation and mass acquisition in a topological crystalline insulator, *Science* **341**, 1496 (2013).
- [44] C. Fang, M. J. Gilbert, and B. A. Bernevig, Large-chern-number quantum anomalous hall effect in thin-film topological crystalline insulators, *Phys. Rev. Lett.* **112**, 046801 (2014).
- [45] C. Yan, J. Liu, Y. Zang, J. Wang, Z. Wang, P. Wang, Z.-D. Zhang, L. Wang, X. Ma, S. Ji, K. He, L. Fu, W. Duan, Q.-K. Xue, and X. Chen, Experimental observation of dirac-like surface states and topological phase transition in $\text{pb}_{1-x}\text{sn}_x\text{Te}$ (111) films, *Phys. Rev. Lett.* **112**, 186801 (2014).
- [46] J. Liu, T. H. Hsieh, P. Wei, W. Duan, J. Moodera, and L. Fu, Spin-filtered edge states with an electrically tunable gap in a two-dimensional topological crystalline insulator, *Nature Materials* **13**, 178 (2014).
- [47] J. Wang, J. Liu, Y. Xu, J. Wu, B.-L. Gu, and W. Duan, Structural stability and topological surface states of the snte (111) surface, *Phys. Rev. B* **89**, 125308 (2014).
- [48] I. Zeljkovic, Y. Okada, M. Serbyn, R. Sankar, D. Walkup, W. Zhou, J. Liu, G. Chang, Y. J. Wang, M. Z. Hasan, F. Chou, H. Lin, A. Bansil, L. Fu, and V. Madhavan, Dirac mass generation from crystal symmetry breaking on the surfaces of topological crystalline insulators, *Nature Materials* **14**, 318 (2015).
- [49] J. Liu and L. Fu, Electrically tunable quantum spin hall state in topological crystalline insulator thin films, *Phys. Rev. B* **91**, 081407 (2015).
- [50] K. Chang, J. Liu, H. Lin, N. Wang, K. Zhao, A. Zhang, F. Jin, Y. Zhong, X. Hu, W. Duan, Q. Zhang, L. Fu,

- Q.-K. Xue, X. Chen, and S.-H. Ji, Discovery of robust in-plane ferroelectricity in atomic-thick snte, *Science* **353**, 274 (2016).
- [51] A. Lau and C. Ortix, Topological semimetals in the snte material class: Nodal lines and weyl points, *Phys. Rev. Lett.* **122**, 186801 (2019).
- [52] T. Liu, C. Y. Wan, H. Yang, Y. Zhao, B. Xie, W. Zheng, Z. Yi, D. Guan, S. Wang, H. Zheng, C. Liu, L. Fu, J. Liu, Y. Li, and J. Jia, Signatures of hybridization of multiple majorana zero modes in a vortex, *Nature* **633**, 71 (2024).
- [53] C. Y. Wan, Y. Zhao, Y. Li, J. Jia, and J. Liu, Large-scale simulations of vortex Majorana zero modes in topological crystalline insulators, [arXiv:2409.08683](https://arxiv.org/abs/2409.08683) (2024).
- [54] J. Liu, W. Duan, and L. Fu, Two types of surface states in topological crystalline insulators, *Phys. Rev. B* **88**, 241303 (2013).
- [55] H. Yang, Y.-Y. Li, T.-T. Liu, D.-D. Guan, S.-Y. Wang, H. Zheng, C. Liu, L. Fu, and J.-F. Jia, Multiple in-gap states induced by topological surface states in the superconducting topological crystalline insulator heterostructure $\text{sn}_{1-x}\text{pb}_x\text{Te}-\text{Pb}$, *Phys. Rev. Lett.* **125**, 136802 (2020).
- [56] S. Kobayashi and A. Furusaki, Double majorana vortex zero modes in superconducting topological crystalline insulators with surface rotation anomaly, *Phys. Rev. B* **102**, 180505 (2020).
- [57] L.-H. Hu and R.-X. Zhang, Topological superconducting vortex from trivial electronic bands, *Nature Communications* **14**, 640 (2023).
- [58] C. Fang, B. A. Bernevig, and M. J. Gilbert, Topological crystalline superconductors with linearly and projectively represented C_n symmetry, [arXiv:1701.01944](https://arxiv.org/abs/1701.01944) (2017).
- [59] D. L. Mitchell and R. F. Wallis, Theoretical energy-band parameters for the lead salts, *Phys. Rev.* **151**, 581 (1966).
- [60] M. S. Adler, C. R. Hewes, and S. D. Senturia, $\vec{k} \cdot \vec{p}$ model for the magnetic energy levels in pbte and $\text{pb}_{1-x}\text{sn}_x\text{Te}$, *Phys. Rev. B* **7**, 5186 (1973).
- [61] H. Zhang, C.-X. Liu, X.-L. Qi, X. Dai, Z. Fang, and S.-C. Zhang, Topological insulators in bi_2se_3 , bi_2te_3 and sb_2te_3 with a single dirac cone on the surface, *Nature Physics* **5**, 438 (2009).
- [62] A. Y. Kitaev, Unpaired majorana fermions in quantum wires, *Physics-Uspekhi* **44**, 131 (2001).
- [63] S. Tewari and J. D. Sau, Topological invariants for spin-orbit coupled superconductor nanowires, *Phys. Rev. Lett.* **109**, 150408 (2012).
- [64] P. S. Mandal, G. Springholz, V. V. Volobuev, O. Caha, A. Varykhalov, E. Golias, G. Bauer, O. Rader, and J. Sánchez-Barriga, Topological quantum phase transition from mirror to time reversal symmetry protected topological insulator, *Nature Communications* **8**, 968 (2017).
- [65] F. Schindler, A. M. Cook, M. G. Vergniory, Z. Wang, S. S. P. Parkin, B. A. Bernevig, and T. Neupert, Higher-order topological insulators, *Science Advances* **4**, 0346 (2018).
- [66] M. Mogi, D. Choi, L. Primeau, B. Lv, D. Azoury, Y. Su, L. Fu, Y. Zhang, and N. Gedik, Direct observation of a photoinduced topological phase transition in Bi-doped (Pb,Sn)Se, [arXiv:2410.22621](https://arxiv.org/abs/2410.22621) (2024).
- [67] G. Krizman, J. Bermejo-Ortiz, T. Zakusylo, M. Hajlaoui, T. Takashiro, M. Rosmus, N. Olszowska, J. J. Kołodziej, G. Bauer, Y. Guldner, G. Springholz, and L.-A. de Vaulchier, Valley-polarized quantum hall phase in a strain-controlled dirac system, *Phys. Rev. Lett.* **132**, 166601 (2024).
- [68] Z. Yan, Z. Wu, and W. Huang, Vortex end majorana zero modes in superconducting dirac and weyl semimetals, *Phys. Rev. Lett.* **124**, 257001 (2020).
- [69] S. A. A. Ghorashi, T. Li, and T. L. Hughes, Higher-order Weyl Semimetals, [arXiv e-prints](https://arxiv.org/abs/2007.02956), [arXiv:2007.02956](https://arxiv.org/abs/2007.02956) [cond-mat.mes-hall].
- [70] K. T. Law, P. A. Lee, and T. K. Ng, Majorana fermion induced resonant andreev reflection, *Phys. Rev. Lett.* **103**, 237001 (2009).
- [71] L. Zhao, J. Wang, B.-L. Gu, and W. Duan, Tuning surface dirac valleys by strain in topological crystalline insulators, *Phys. Rev. B* **91**, 195320 (2015).