

TexAVi: Generating Stereoscopic VR Video Clips from Text Descriptions

Vriksha Srihari*

*Dept. of Computer Science and Engineering
College of Engineering, Guindy
Chennai, India
vriksha.srihari@gmail.com*

Shruti Jayaraman

*Dept. of Computer Science and Engineering
College of Engineering, Guindy
Chennai, India
shrujaya23@gmail.com*

Bhavya R

*Dept. of Computer Science and Engineering
College of Engineering, Guindy
Chennai, India
bhavya125r@gmail.com*

Mary Anita Rajam V

*Dept. of Computer Science and Engineering
College of Engineering, Guindy
Chennai, India
anitav@annauniv.edu*

Abstract—While generative models such as text-to-image, large language models and text-to-video have seen significant progress, the extension to text-to-virtual-reality remains largely unexplored, due to a deficit in training data and the complexity of achieving realistic depth and motion in virtual environments. This paper proposes an approach to coalesce existing generative systems to form a stereoscopic virtual reality video from text.

Carried out in three main stages, we start with a base text-to-image model that captures context from an input text. We then employ Stable Diffusion on the rudimentary image produced, to generate frames with enhanced realism and overall quality. These frames are processed with depth estimation algorithms to create left-eye and right-eye views, which are stitched side-by-side to create an immersive viewing experience. Such systems would be highly beneficial in virtual reality production, since filming and scene building often require extensive hours of work and post-production effort.

We utilize image evaluation techniques, specifically Fréchet Inception Distance and CLIP Score, to assess the visual quality of frames produced for the video. These quantitative measures establish the proficiency of the proposed method.

Our work highlights the exciting possibilities of using natural language-driven graphics in fields like virtual reality simulations.

Index Terms—virtual reality, generative adversarial networks, diffusion models, depth estimation, text-to-image, deep learning

I. INTRODUCTION

Discussions regarding natural language-driven generative models have dominated research in recent years. Currently, there exist several systems that generate images and videos depicting arbitrary text prompts. Text-to-image (T2I) models, such as DALL-E [1], Imagen [2] and Midjourney [3], and text-to-video models like Sora [4], Make-A-Video [5] and CogVideo [6] have gained popularity for producing increasingly accurate and visually appealing results. However, the development of comprehensive text-to-VR models remains limited due to the complexity in translating textual information into immersive virtual environments. Large scale training data for virtual reality (VR) video creation is not available, and

results from existing methods for 3D content generation are yet to meet the same standards as T2I studies in terms of visual quality. To the extent of our current knowledge, the field of text-to-VR is largely unexplored. We present how this can be achieved in an attempt to integrate two major existing systems, T2I and depth estimation, into a single pipeline.

VR180 video formats are designed to deliver an immersive experience with stereoscopic view. In this paper, we inspect the side-by-side (SBS) format for left and right eye perception that can be viewed through the lenses of smartphone headsets such as Google Cardboard [7] and JioDive [8]. Despite the growing interest in VR content, the creation of such media typically requires extensive manual effort and expertise, posing a significant barrier to widespread adoption and content creation. Our methodology proposes the use of existing natural-language-driven image generation systems, to create a high quality and semantically consistent stereoscopic VR video.

The procedural framework of our proposed model TexAVi can be summarized as follows:

- 1) Generate a rudimentary initial sketch of the text-prompt using a T2I model.
- 2) Obtain multiple, higher fidelity frames of the initial sketch.
- 3) Generate a left and right image for each frame with depth estimation.
- 4) Merge the images into left and right-hand videos, and
- 5) Stitch the two videos side-by-side

TexAVi integrates three separate systems namely AttnGAN [9], Stable Diffusion [10] and MiDaS depth estimation [11]. For each of these we utilize pre-trained models in order to operate efficiently with limited resources. This is also particularly advantageous in the image generation stages where the models can be replaced for different virtual environment customizations. Typically, the creation of virtual scenes is time-consuming and tedious. Streamlining this process using

frameworks such as TexAVi would significantly reduce hours of manual work.

The results produced are semantically coherent, visually appealing, and successfully capable of being viewed through the lenses of a smartphone compatible VR headset. Through this work, we aim to take a step towards the integration of deep neural networks and VR technologies.

The organization of this paper is described as follows. Section II covers an analysis of similar methodologies and related applications pertaining to the individual key components in TexAVi. We highlight the methods and materials in Section III, expanding on the existing systems utilized within the framework. Section IV details the experimental setup with regard to benchmarks utilized, sample inputs and their respective final results. Lastly, Section V discusses evaluation metrics underlining the performance of a pre-trained Stable Diffusion model.

II. RELATED WORK

This section outlines similar prior work on text-to-image generation and depth estimation techniques, providing context for our current research.

A. Image Generation

Several conditional image generation systems have been proposed, and we analyze a few pertaining to T2I and Image-to-Image. GANs [12] and, more recently, diffusion models are the most popular for such generative tasks. Introduced by Rombach et al. [10], Latent Diffusion Model (LDM) is a powerful image synthesis method capable of producing high-resolution images. LDM is based on the diffusion model that estimates the underlying distribution of the image dataset in a progressive manner and works entirely in the latent space of a variational autoencoder [13]. The novelty of this model lies in reducing the computational resources required as compared to doing the same task in pixel space. Stable Diffusion is an open source latent diffusion model that can run on consumer GPUs and its use is widely democratized. SDXL [14] further improves upon its performance. The primary advancements include a threefold increase in the UNet backbone size, achieved by adding more attention blocks and expanding the cross-attention context with an additional text encoder. The model also supports multiple aspect-ratio image training. The results produced evidenced a consistent visual improvement to traditional Stable Diffusion models.

Kang et al. proposed GigaGAN [15], a model that addresses the limitations of previous GAN architectures in text-to-image synthesis. It offers faster inference time and additionally promotes several latent space editing applications including style mixing, vector arithmetic operations and latent interpolation.

Transformer-based [16] and autoregressive models have additionally shown promising results. With emphasis on reducing training costs and emissions, Chen et al. [17] incorporate a diffusion transformer [18] as their base architecture and have achieved competitive results in FID scores and visual analysis. Muse [19], another transformer-based model, outperformed

pixel spaced models [20], [21] in terms of efficiency with the use of discrete tokens and Parti [22] due to parallel decoding.

B. Depth Estimation

Depth estimation is fundamental in numerous computer vision applications, particularly for creating immersive depth-aware visual content.

Several prior studies have concentrated on generating depth maps for 2D-to-3D image conversion. N. E. -D Mebtouche et al. [23] introduced a learning-based method for inferring the depth map of a 2D image from a set of K similar images. Their approach incorporated HOG [24] and a variant of the SIFT algorithm [25]. However, this method was stated to be slow due to the warping technique used by SIFT flow. Alhashim, Ibrahim and Wonka, Peter [26] proposed the use of transfer learning, in the form of a simple encoder-decoder architecture, to generate the depth map of a 2D image.

Another study has explored 2D-to-3D video conversion. Tsai, Tsung Han et al. [27] created a 3D video by isolating the foreground and background elements from a 2D video. They utilized edge information and SLIC superpixels [28] to produce a depth map for this purpose.

Efforts have also been made to generate coherent scenes from textual descriptions. H. Ouyang et al. [29] used ZoeDepth [30] to incrementally refine 3D Gaussian clouds, resulting in a high-quality 3D immersive scene. Fridman, Rafail et al. [31] utilized a pre-trained monocular depth estimation model based on vision transformers [45]. This model was applied to images created by a latent diffusion-based text-to-image model and yielded videos that depict geometrically-plausible scenes.

III. PROPOSED METHODOLOGY

Illustrated in Fig. 1, the architecture of the proposed framework, TexAVi, comprises three primary modules: initial sketch generation, frame synthesis, and stereoscopic VR video construction. Each of these modules is explained in detail in the following subsections.

A. Generation of Initial Sketch

We start by creating an initial sketch from the user's text prompt. The initial sketch is a rudimentary image generated using an AttnGAN [9].

There are two components in AttnGAN: the attentional generative network and the Deep Attentional Multimodal Similarity Model (DAMSM). The attentional generative network allows the system to render specific regions of the image, conditioned on the phrases that are relevant to those regions. The DAMSM collects semantic information from the text prompt to evaluate image-text similarity. The fine-grained loss obtained from this process is used to train the attentional generative network.

The DAMSM consists of a bi-directional Long Short-Term Memory (LSTM) [33] which serves as the text encoder and a Convolutional Neural Network (CNN) which serves as the image encoder. The LSTM extracts semantic vectors from the text description and the CNN maps images to these semantic

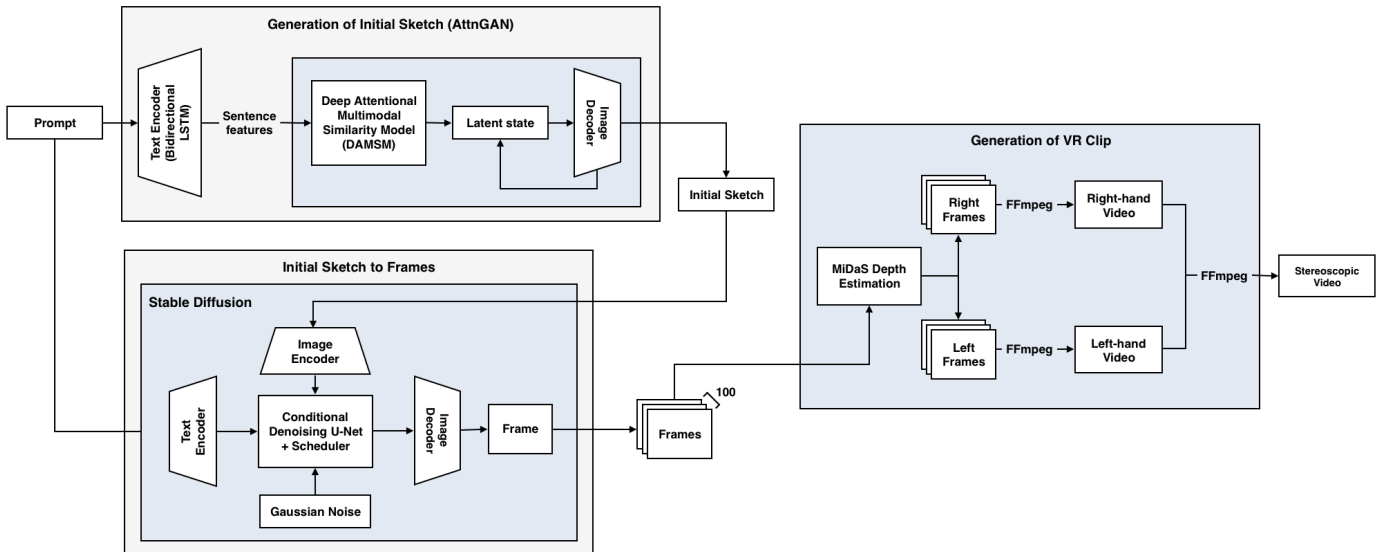


Fig. 1. Architecture of TexAVI

vectors. The image encoder is based on the Inception-v3 model [34] pre-trained on ImageNet [35]. While the latter layers of the CNN learn the global aspects of the image, its intermediate layers learn the local features of various sub-regions of the image. For simplicity, Fig. 1 illustrates the DAMSM as a whole rather than its individual components.

The AttnGAN which generates the initial sketch is pre-trained on the COCO [36] 2014 dataset. It is a smaller dataset compared to its latest counterpart, COCO 2017. The reduced dataset proves to be efficient during the training process as our expected output at the end of the process is a mere initial sketch. With a text prompt as input, this module produces a rudimentary image of the description, using which more accurate and sharper frames are generated.

B. Synthesis of Frames

To generate frames, we utilize Deforum [37], a powerful Stable Diffusion-based open source tool. It is designed to create AI generated animations and is equipped with various features for customization. Since we aim to construct VR videos, we solely exploit its frame generation function. To achieve suitable frames for a VR clip, the features available within the tool are to be configured appropriately. Some of the modified parameter values can be referenced in Table I.

TABLE I
PARAMETERS MODIFIED FOR DEFORUM

Parameter	Value
animation_mode	2D
max_frames	100
zoom	0:(1)
translation_x	0:(0)
Image Settings W	512
Image Settings H	512
batch_name	batch_name
Init Settings strength	0.9

Once the setup is complete, the initial image derived from AttnGAN and the user’s text prompt are given as input. Frame generation works on the basis of Stable Diffusion, a latent diffusion model that has attracted considerable interest in recent times since its development. The model uses a variational autoencoder (VAE) [13], which comprises an encoder and a decoder. Images are converted from pixel space to latent space using the VAE’s encoder. Similarly, a CLIP ViT-L/14 text encoder transforms the text prompt to embedding space. These latent features are then put through a denoising UNet [38] architecture. Prior to this, Gaussian noise is added to the image in successive iterations as part of forward diffusion. A cross attention mechanism is carried out in the UNet block for text conditioning and reverse diffusion takes place. This process is done repeatedly in accordance with a scheduler, and the resulting final image is translated back to pixel space using the VAE’s decoder.

Deforum leverages a pre-trained Stable Diffusion model which allows us to generate multiple images (each based on the previous one) that we utilize as frames. These frames are in sequential order and when combined, portray an animation consistent with the initial image and specified text prompt.

C. Stereoscopic VR Video Construction

The frames resulting from Stable Diffusion are processed using MiDaS depth estimation [11]. MiDaS is a neural network architecture designed for monocular depth estimation – it estimates a depth map from a single 2D image.

The input to the MiDaS depth estimation network is a single RGB image. Each frame generated by Stable Diffusion is sent through several convolutional layers, which extract hierarchical features from different scales of the image. These features capture both low-level details (such as edges and textures) and high-level semantic information (such as object shapes and structures).

A decoder network takes the extracted features and produces a dense depth map corresponding to the input frame. The depth map represents the estimated distance of each pixel from the camera. The depth map of each frame is used to create both left-eye and right-eye views for that frame.

The left-eye view images are merged into a left-hand video, and the right-eye view images are processed similarly to generate a right-hand video using FFmpeg [39], a powerful multimedia framework. This allows for smooth transitions between frames and enhances the overall viewing experience.

Finally, we use FFmpeg again, to stitch the left and right-hand videos side-by-side. When viewed through a smartphone compatible VR headset containing lenses, the result is an immersive stereoscopic VR viewing experience.

IV. EXPERIMENTAL SETUP

A. Dataset Description

For the purpose of this paper, we use two datasets – COCO 2014 and Flickr8k.

The COCO 2014 dataset is used to pre-train the AttnGAN. It is the earliest version of Microsoft COCO (Common Objects in Context) [36]. COCO is a benchmark dataset which is widely used in the field of computer vision. It consists of 164,000 images, spanning various different object categories.

The training set makes up 50% of the dataset and contains 83,000 images. The validation set, used to evaluate model performance and fine-tune parameters, comprises 25% of the dataset (41,000 images). The testing set (41,000 images), used to assess the model’s performance on unfamiliar data and thereby its generalization capability, accounts for the remaining 25%.

COCO’s images contain a wide range of common objects including people, animals, vehicles, household items, and natural elements. This ensures a diverse set of scenes, backgrounds, and lighting conditions. Each image in the COCO 2014 dataset has also been manually annotated with captions that describe its content.

Since COCO 2014 is a smaller dataset compared to its latest counterpart, COCO 2017, it proves to be efficient while training the AttnGAN, as our expected output at the end of the process is a mere initial sketch.

The Flickr8k dataset is a well-known dataset consisting of 8,000 images (with 5 captions each) sourced from the photo-sharing platform Flickr. It is a subset of the larger dataset, Flickr30k [40]. Like COCO, this dataset also contains images depicting a wide variety of scenes, objects and activities. We utilize Flickr8k as a distribution of ground truth images to assess our framework’s performance.

B. Sample Inputs and Results

Table II presents the progression of three example inputs across different stages of the TexAVi methodology. Beginning with a brief text prompt inputted into the AttnGAN, the generation process of a basic sketch is initiated. Column 2 shows this initial sketch, which captures the prompt’s context with minimal detail. Using Stable Diffusion, we then iteratively

produce 100 frames based on this rudimentary sketch. As the frames progress from 1 to 100, there is a noticeable improvement in quality. Column 3 showcases the evolution from the 2nd frame to the 50th and finally to the 98th frame, revealing incremental enhancements in content clarity and distinctiveness. Column 4 depicts a still from the final stereoscopic VR video.

V. EVALUATION METRICS

Our resulting video is an aggregation of individual frames. The performance metrics below are used to determine the quality of these frames, and evaluate our result.

A. Fréchet Inception Distance (FID)

Fréchet Inception Distance (FID) [41] is a metric which quantifies the realism and diversity of images generated by GANs. The FID compares the distribution of frames with a distribution of real images. FID is given as:

$$FID = \|\mu_r - \mu_g\|^2 + \text{Tr}(\Sigma_r + \Sigma_g - 2(\Sigma_r \Sigma_g)^{1/2}) \quad (1)$$

where μ_r and μ_g are the mean of vectors of the real images and generated frames, respectively, while Σ_r and Σ_g denote covariance matrices of the vectors. ‘Tr’ denotes the trace of the values within parentheses in Eq.1. The lesser the FID, the greater the similarity between the two distributions.

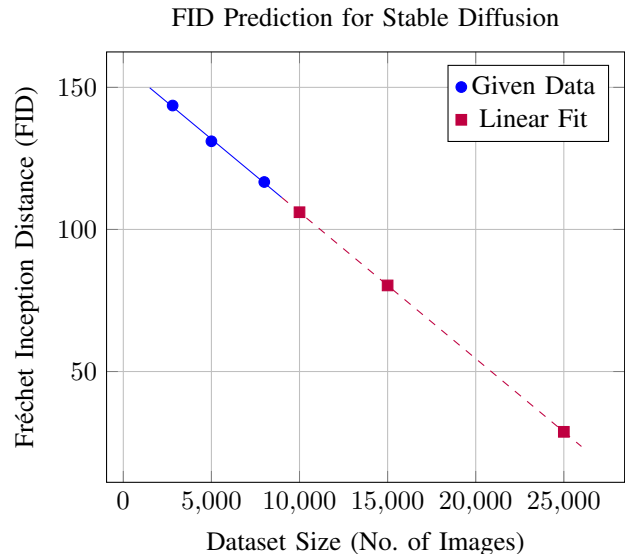


Fig. 2. FID prediction for images generated by Stable Diffusion

The FID metric was used to compare the quality of the generated frames with real images from the Flickr8k dataset. We employed ‘pytorch-fid’ [42] for this purpose. Our findings indicate a consistent decrease in FID scores as dataset sizes increase (shown in blue in Fig. 2). To extend our observations, we conducted linear regression analysis to estimate FID values for larger datasets. This indicated a substantial reduction in FID scores, implying even better quality images.

TABLE II
SAMPLE INPUTS AND RESULTS





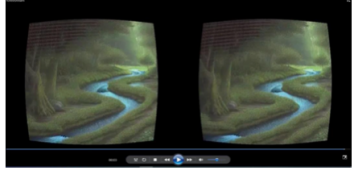










Prompt	Initial Sketch	Frames			Stereoscopic Video
		2nd	50th	98th	
A green forest with a stream flowing through it					
A large red and white boat floating on top of a lake					
A dog running on the beach					

TABLE III
CALCULATED AND PREDICTED FID VALUES

No. of Images	Calculated FID
2,800	143.6047
5,000	131.0286
8,000	116.6947
No. of Images	Predicted FID
10,000	106.0579
15,000	80.2994
25,000	28.7825

B. CLIP Score

CLIP Score [43] is a metric which measures the compatibility of image-text pairs. In our particular context, image-text compatibility is defined as the semantic similarity between a generated frame and the input text prompt. Therefore, the higher the CLIP Score, the more apt the text prompt to the frame. CLIP Score is defined as:

$$\text{CLIPScore}(I, C) = \max(100 * \cos(E_I, E_C), 0) \quad (2)$$

which denotes the cosine similarity between the visual CLIP embedding E_I for an image I and textual CLIP embedding E_C for a text prompt C . The score ranges from 0 to 100 and the closer to 100 the better.

We computed the CLIP Score for frames generated through Stable Diffusion, to evaluate their semantic coherence. To do this, we utilized "clip-score" [44], a PyTorch implementation of this metric. Analysis of 8,000 such frames alongside their associated input text prompts yielded a CLIP score of 47.097.

Within this limited scope, our generative model demonstrated robust capability in accurately depicting the intended content. We strongly believe that increasing the number of prompts and frames will lead to a more impressive score.

CONCLUSION

In this paper, we propose a framework that explores the relatively unfamiliar realm of VR generation. Prior research has analyzed a variety of approaches to develop image and video media. We make use of some of these existing techniques to derive a short stereoscopic VR clip from a single text prompt.

We acknowledge that our work has several avenues for improvement. Due to cost constraints, the present study has only investigated producing clips in a 180-degree format compatible with smartphone headsets. This paper also does not explore look-around capabilities in 180-degree formats, as is common within digital headset viewing experiences, and solely addresses producing a stereoscopic VR immersive effect. Owing to resource limitations, we tested the performance of Stable Diffusion on sets of only 8,000 images. However, our observations in Fig. 2 illustrate the strong possibility of performance metric improvement when larger datasets are tested.

Our future work aims to capture more nuanced relationships between text and image. This is achievable with better frame generation techniques, and by incorporating additional information sources such as audio or scene context. Supporting longer text prompts and enhancing frame interpolation for

smoother transitions within VR scenes are other areas to concentrate on.

We hope to address the aforementioned challenges with subsequent research.

REFERENCES

- [1] J. Betker et al., 'Improving Image Generation with Better Captions'.
- [2] C. Saharia et al., 'Photorealistic Text-to-Image Diffusion Models with Deep Language Understanding', arXiv [cs.CV]. 2022.
- [3] Midjourney. "Midjourney". midjourney.com. Accessed: Jun. 14, 2023. [Online.] Available: <https://www.midjourney.com/>
- [4] Y. Liu et al., 'Sora: A Review on Background, Technology, Limitations, and Opportunities of Large Vision Models', arXiv [cs.CV]. 2024.
- [5] U. Singer et al., 'Make-A-Video: Text-to-Video Generation without Text-Video Data', arXiv [cs.CV]. 2022.
- [6] W. Hong, M. Ding, W. Zheng, X. Liu, and J. Tang, 'CogVideo: Large-scale Pretraining for Text-to-Video Generation via Transformers', arXiv [cs.CV]. 2022.
- [7] Google. "Google Cardboard". arvr.google.com. Accessed: Jul. 23, 2023. [Online.] Available: <https://arvr.google.com/cardboard/>
- [8] Reliance Jio Infocomm Ltd. "JioDive 360°". Accessed: Jul. 23, 2023. [Online.] Available: <https://www.jio.com/dive>
- [9] T. Xu et al., "AttnGAN: Fine-Grained Text to Image Generation with Attentional Generative Adversarial Networks," 2018 IEEE/CVF Conference on Computer Vision and Pattern Recognition, Salt Lake City, UT, USA, 2018, pp. 1316-1324, doi: 10.1109/CVPR.2018.00143.
- [10] Rombach, R., Blattmann, A., Lorenz, D., Esser, P., and Ommer, B. (2021). High-Resolution Image Synthesis with Latent Diffusion Models. CoRR, abs/2112.10752. <https://arxiv.org/abs/2112.10752>.
- [11] R. Birkel, D. Wofk, and M. Müller, 'MiDaS v3.1 – A Model Zoo for Robust Monocular Relative Depth Estimation', arXiv [cs.CV]. 2023.
- [12] I. J. Goodfellow et al., 'Generative Adversarial Networks', arXiv [stat.ML]. 2014.
- [13] D. P. Kingma and M. Welling, 'Auto-Encoding Variational Bayes', arXiv [stat.ML]. 2022.
- [14] D. Podell et al., 'SDXL: Improving Latent Diffusion Models for High-Resolution Image Synthesis', arXiv [cs.CV]. 2023.
- [15] M. Kang et al., 'Scaling up GANs for Text-to-Image Synthesis', arXiv [cs.CV]. 2023.
- [16] A. Vaswani et al., 'Attention Is All You Need', arXiv [cs.CL]. 2023.
- [17] J. Chen et al., 'PixArt- α : Fast Training of Diffusion Transformer for Photorealistic Text-to-Image Synthesis', arXiv [cs.CV]. 2023.
- [18] W. Peebles and S. Xie, 'Scalable Diffusion Models with Transformers', arXiv [cs.CV]. 2023.
- [19] H. Chang et al., 'Muse: Text-To-Image Generation via Masked Generative Transformers', arXiv [cs.CV]. 2023.
- [20] C. Saharia et al., 'Photorealistic Text-to-Image Diffusion Models with Deep Language Understanding', arXiv [cs.CV]. 2022.
- [21] A. Ramesh, P. Dhariwal, A. Nichol, C. Chu, and M. Chen, 'Hierarchical Text-Conditional Image Generation with CLIP Latents', arXiv [cs.CV]. 2022.
- [22] J. Yu et al., 'Scaling Autoregressive Models for Content-Rich Text-to-Image Generation', arXiv [cs.CV]. 2022.
- [23] N. E. -D. Mebtouche, A. Boumahdi and N. Baha, "Depth estimation from a single 2D image," 2018 International Symposium on Programming and Systems (ISPS), Algiers, Algeria, 2018, pp. 1-6, doi: 10.1109/ISPS.2018.8379021.
- [24] N. Dalal and B. Triggs, "Histograms of oriented gradients for human detection," 2005 IEEE Computer Society Conference on Computer Vision and Pattern Recognition (CVPR'05), San Diego, CA, USA, 2005, pp. 886-893 vol. 1, doi: 10.1109/CVPR.2005.177.
- [25] Lowe, David G.. "Distinctive Image Features from Scale-Invariant Keypoints." International Journal of Computer Vision 60 (2004): 91-110.
- [26] Alhashim, Ibraheem & Wonka, Peter. (2018). High Quality Monocular Depth Estimation via Transfer Learning.
- [27] Tsai, Tsung-Han & Huang, Tai-Wei & Wang, Rui-Zhi. (2018). A novel method for 2D-to-3D video conversion based on boundary information. EURASIP Journal on Image and Video Processing. 2018. 10.1186/s13640-017-0239-5.
- [28] Achanta, Radhakrishna & Shaji, Appu & Smith, Kevin & Lucchi, Aurélien & Fua, Pascal & Süsstrunk, Sabine. (2010). SLIC superpixels. Technical report, EPFL.
- [29] H. Ouyang, K. Heal, S. Lombardi, and T. Sun, 'Text2Immersion: Generative Immersive Scene with 3D Gaussians', arXiv [cs.CV]. 2023.
- [30] S. F. Bhat, R. Birkel, D. Wofk, P. Wonka, and M. Müller, 'ZoeDepth: Zero-shot Transfer by Combining Relative and Metric Depth', arXiv [cs.CV]. 2023.
- [31] R. Fridman, A. Abecasis, Y. Kasten, and T. Dekel, 'SceneScape: Text-Driven Consistent Scene Generation', arXiv [cs.CV]. 2023.
- [32] V. Larin. "Viarize". github.com. Accessed: May. 7, 2023. [Online.] Available: <https://github.com/vlarine/viarize>
- [33] Sepp Hochreiter and Jürgen Schmidhuber. 1997. Long Short-Term Memory. Neural Comput. 9, 8 (November 15, 1997), 1735–1780. <https://doi.org/10.1162/neco.1997.9.8.1735>
- [34] C. Szegedy, V. Vanhoucke, S. Ioffe, J. Shlens and Z. Wojna, "Rethinking the Inception Architecture for Computer Vision," 2016 IEEE Conference on Computer Vision and Pattern Recognition (CVPR), Las Vegas, NV, USA, 2016, pp. 2818-2826, doi: 10.1109/CVPR.2016.308.
- [35] J. Deng, W. Dong, R. Socher, L. -J. Li, Kai Li and Li Fei-Fei, "ImageNet: A large-scale hierarchical image database," 2009 IEEE Conference on Computer Vision and Pattern Recognition, Miami, FL, USA, 2009, pp. 248-255, doi: 10.1109/CVPR.2009.5206848.
- [36] T.-Y. Lin et al., 'Microsoft COCO: Common Objects in Context', arXiv [cs.CV]. 2015.
- [37] Deforum LLC. "Deforum". github.com. Accessed: Feb. 28, 2024. [Online.] Available: <https://github.com/deforum-art/deforum-stable-diffusion>
- [38] O. Ronneberger, P. Fischer, and T. Brox, 'U-Net: Convolutional Networks for Biomedical Image Segmentation', arXiv [cs.CV]. 2015.
- [39] FFmpeg. "FFmpeg". ffmpeg.org. Accessed: May. 7, 2023. [Online.] Available: <http://www.ffmpeg.org>
- [40] Young, Peter & Lai, Alice & Hodosh, Micah & Hockenmaier, Julia. (2014). From image descriptions to visual denotations: New similarity metrics for semantic inference over event descriptions. TACL. 2. 67-78. 10.1162/tacl_a_00166.
- [41] M. Heusel, H. Ramsauer, T. Unterthiner, B. Nessler, and S. Hochreiter, 'GANs Trained by a Two Time-Scale Update Rule Converge to a Local Nash Equilibrium', arXiv [cs.LG]. 2018.
- [42] M. Seitzer. "pytorch-fid: FID Score for PyTorch". github.com. Accessed: Feb. 10, 2023. [Online.] Available: <https://github.com/mseitzer/pytorch-fid>
- [43] Hessel, Jack & Holtzman, Ari & Forbes, Maxwell & Bras, Ronan & Yejin, Choi. (2021). CLIPScore: A Reference-free Evaluation Metric for Image Captioning. 7514-7528. 10.18653/v1/2021.emnlp-main.595.
- [44] S. Zhengwentai. "clip-score: CLIP Score for PyTorch". github.com. Accessed: Apr. 19, 2024. [Online.] Available: <https://github.com/Taited/clip-score>
- [45] R. Ranftl, A. Bochkovskiy and V. Koltun, "Vision Transformers for Dense Prediction," 2021 IEEE/CVF International Conference on Computer Vision (ICCV), Montreal, QC, Canada, 2021, pp. 12159-12168, doi: 10.1109/ICCV48922.2021.01196.