

CLIP-GS: Unifying Vision-Language Representation with 3D Gaussian Splatting

Siyu Jiao^{1,2} Haoye Dong³ Yuyang Yin^{1,2} Zequn Jie⁴ Yinlong Qian⁴
 Yao Zhao^{1,2†} Humphrey Shi^{5,6} Yunchao Wei^{1,2†}

¹ Institute of Information Science, Beijing Jiaotong University

² Visual Intelligence +X International Cooperation Joint Laboratory of MOE

³ National University of Singapore ⁴ Meituan

⁵ Georgia Institute of Technology ⁶ Picsart AI Research (PAIR)

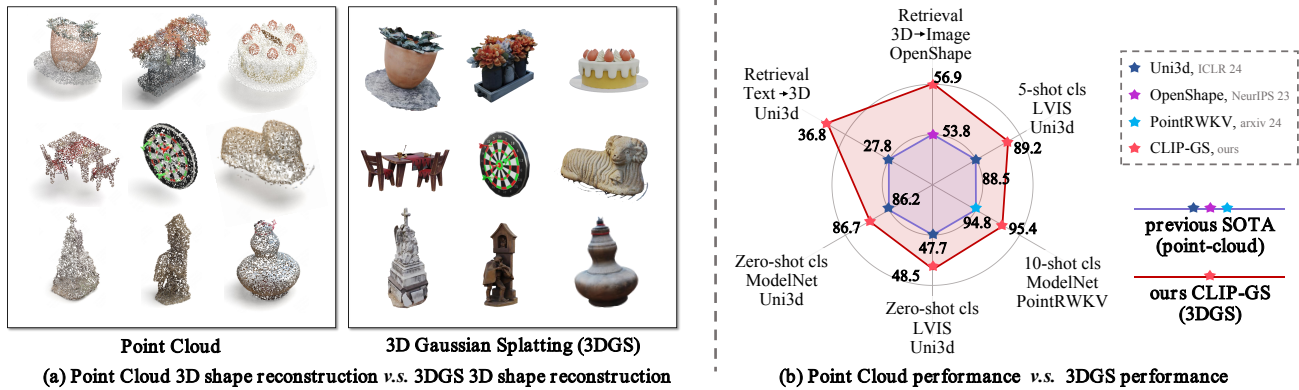


Figure 1. (a) Comparison between point cloud reconstruction and 3D Gaussian Splatting (3DGS) reconstruction. (b) The 3DGS approach outperforms point cloud methods across multiple 3D perception tasks, indicating its superior 3D object representation capabilities. These results suggest that 3D perception based on 3DGS holds significant advantages over point cloud-based methods.

Abstract

Recent works in 3D multimodal learning have made remarkable progress. However, typically 3D multimodal models are only capable of handling point clouds. Compared to the emerging 3D representation technique, 3D Gaussian Splatting (3DGS), the spatially sparse point cloud cannot depict the texture information of 3D objects, resulting in inferior reconstruction capabilities. This limitation constrains the potential of point cloud-based 3D multimodal representation learning. In this paper, we present CLIP-GS, a novel multimodal representation learning framework grounded in 3DGS. We introduce the GS Tokenizer to generate serialized gaussian tokens, which are then processed through transformer layers pre-initialized with weights from point cloud models, resulting in the 3DGS embeddings. CLIP-GS leverages contrastive loss between 3DGS and the visual-text embeddings of CLIP, and we introduce an image voting loss to guide the directionality and convergence of gradient optimization. Furthermore, we develop an effi-

cient way to generate triplets of 3DGS, images, and text, facilitating CLIP-GS in learning unified multimodal representations. Leveraging the well-aligned multimodal representations, CLIP-GS demonstrates versatility and outperforms point cloud-based models on various 3D tasks, including multimodal retrieval, zero-shot, and few-shot classification.

1. Introduction

Learning 3D representations stands as the most popular basic topic in 3D computer vision, driven by significant advancements in 3D sensors, e.g. Depth Cameras, and the increasing demand for real-world applications in autonomous driving [51, 64], and embodied AI [5, 12, 14, 29, 42, 47, 66]. Existing works in 3D representation learning have made remarkable progress, particularly through the development of transformer-based approaches [6, 27, 33, 50, 55], as well as mamba-based approaches [7, 22, 23, 59], etc.

Pre-trained vision-language models have rapidly developed in the 2D domain in the past few years. Notable examples such as CLIP [36], SLIP [31], SigLIP [56], and

[†]Corresponding author

EVA-CLIP [38] achieving visual-text alignment through contrastive learning techniques supported by large-scale image-text datasets. Following the advent of large-scale 3D datasets Objaverse [2] and Objaverse-XL [3], a few works [25, 48, 49, 63] explore multimodal pre-training tasks within the 3D domain. However, the emphasis predominantly remains on point cloud, which, as a sparse spatial representation, offers limited 3D reconstruction capabilities compared to the emerging 3D modeling method 3D Gaussian Splatting (3DGS), as shown in Fig. 1 (a). Therefore, enhancing 3D perception via 3DGS models has become an urgent challenge to address.

In this work, we introduce a multimodal representation learning method leveraging 3D Gaussian Splatting (3DGS), termed CLIP-GS. We outline the design of a 3DGS encoder capable of efficiently processing 3DGS inputs while aligning with CLIP’s visual and textual representations. Within CLIP-GS, we initially employ FPS & kNN to form 3DGS into gaussian patches. Subsequently, we design a GS Tokenizer to yield serialized gaussian tokens. These tokens are then processed by a series of transformer layers, pre-trained on point-cloud data, to generate distinct gaussian features. To address the challenge of varying viewpoints in different rendered images, we introduce an image voting loss mechanism. This mechanism, grounded in the CLIP-facilitated congruency between images and text, employs a *voting* strategy on the image contrastive loss to guide the directionality and convergence of gradient optimization.

Apart from the architectural design, the limited availability of 3DGS poses a significant challenge. To counter this, we explore an efficient approach for generating 3DGS, resulting in $\sim 240\text{K}$ 3DGS from the Objaverse dataset [2, 3]. By leveraging the weights from a pre-trained multimodal point cloud model, CLIP-GS is capable of learning well-aligned multimodal representations with only 240K samples. CLIP-GS demonstrates strong adaptability to various downstream 3D perception tasks, consistently outperforming point cloud-based models, as illustrated in Fig. 1 (b).

We evaluate our CLIP-GS across three fundamental 3D tasks: Multimodal Retrieval, zero-shot 3D classification, and few-shot 3D classification. Extensive experiments show that CLIP-GS is highly effective across diverse 3D tasks. In Multimodal Retrieval, CLIP-GS achieves superior performance on Text \rightarrow 3D retrieval (27.8% \rightarrow 36.8%) and 3D \rightarrow Image retrieval (53.8% \rightarrow 56.9%) in terms of R@1. CLIP-GS enhances the performance of Objaverse-GS and ModelNet-GS datasets by +0.8%, +0.5% in zero-shot classification, and +0.6%, +0.4% in few-shot classification. Remarkably, our approach outperforms the existing point cloud-based models, and establishes new state-of-the-art results on all benchmarks.

Overall, our contributions are summarized as follows:

- We propose CLIP-GS, a simple yet effective framework for encoding 3DGS into features, leveraging a contrastive learning paradigm for multimodal pre-training.
- We develop an efficient method for generating triplets comprising 3DGS, rendered images, and text to enable CLIP-GS to learn unified multimodal representations.
- Extensive experiments across various downstream tasks demonstrate that our method consistently outperforms others in all tasks, including zero-shot 3D classification, few-shot 3D classification, and multimodal retrieval.

2. Related Work

Multimodal Representation Learning. Multimodal representation learning aims to align the feature representations of various modalities into a unified feature space. Most research works focus on learning representations of image and language modalities. Transformer-based frameworks [15–17, 31, 36, 38, 39, 56, 60] predominate this space, facilitating the learning of interactions between image and language. The paradigm typically employs a contrastive learning paradigm and relies on extensive pre-training using substantial sets of image-caption pairs.

Recently, some works explore applying image-text pre-training models, *e.g.* CLIP [36], to the 3D domain and achieving impressive progress. These approaches typically conform to one of two primary paradigms. The first [13, 58, 65] projects point clouds into 2D images, leveraging 2D vision-language models for inference. However, multi-view rendering and 2D image inference incur substantial computational overhead, and 3D spatial details risk omission during projection. The second paradigm trains a native 3D point cloud encoder [25, 48, 49, 63], with the aim of aligning 3D shape representations with the feature space of vision-language models, *e.g.* CLIP.

However, a limitation in current 3D multimodal representation learning is the prevailing use of point clouds as the 3D input. The inherently sparse and discrete nature of point clouds inhibits their capacity to articulate textural information, thereby impeding the fidelity of 3D reconstruction capabilities. This property constrains the potential upper bound of 3D multimodal representation learning.

3D Representations. 3D representation methods have significantly advanced over time. Polygonal meshes [10, 26] represent surfaces using edges, vertices, and faces. Point cloud, on the other hand, provides an unstructured 3D data format composed of position attributes, optionally including color or intensity. Point cloud is widely used in 3D perception tasks [18, 34, 35] like classification, detection, and segmentation. However, the intrinsic limitations in reconstruction quality constrain the potential of 3D perception tasks. Neural Radiance Fields (NeRF) [30] addresses the reconstruction quality problem by using MLP layers to rep-

represent 3D content implicitly. Subsequent works [1, 32] significantly improved training efficiency and rendering quality. However, Nerf struggles with rendering speed since millions of queries to the MLP network, and its implicit representation poses difficulties for widespread implementation in 3D perception models.

Recently, 3D Gaussian Splatting (3DGS) [20] uses explicit 3D gaussian points to represent objects and scenes, with each gaussian point characterized by position, rotation, scale, color, and opacity attributes. 3DGS offers improved spatial accuracy and efficiency in capturing geometric shapes. Due to these advantages, many downstream tasks have increasingly adopted 3DGS as a primary 3D representation, achieving remarkable performance in segmentation [11, 52], generation [24, 40, 53, 62], autonomous driving [51, 64], .etc. Consequently, investigating 3D representation learning using 3DGS is both valuable and instrumental in advancing progress across these applications.

3. Scalable Triplet Generation for 3DGS

CLIP-GS learns a unified representation space of images, text, and 3DGS via pre-training on triplets from these three modalities. This section outlines the method deployed for generating the triplets required for pre-training.

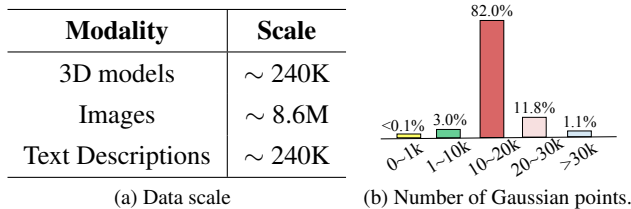


Figure 2. Statistics of 3DGS Triplets.

3D shapes collection. Our triplet is constructed using Objaverse [2] and Objaverse-XL [3], the largest-scale realistic 3D dataset. Following the filtering criteria in [28], we exclude overly simple or meaningless 3D shapes, selecting ~ 240K high-quality 3D shapes. These models showcase a rich diversity of colors and textures, effectively capitalizing on the representational strength of 3DGS. The scale statistics of three modalities are shown in Fig. 2a.

Rendering images and captions for 3D shapes. For each 3D shape, we employ Blender [19] to render 36 distinct images by randomly selecting viewpoints within the spatial domain, scaling each image to a resolution of 512×512 , and centering the 3D shape within the image. Each 3D shape is paired with a descriptive caption provided by Cap3D [28]. Contrary to the approaches [25, 49, 63] assign separate captions to each image from different viewpoints, Cap3D offers a unifying caption that encapsulates the essence of the 3D shape. This approach minimizes mis-

alignment issues that can arise from inconsistent captions associated with images taken from various viewpoints.

Generation of 3DGS. The generation of 3DGS models is facilitated through the vanilla 3DGS reconstruction algorithm [20]. To mitigate the demands of optimization and storage costs, we streamline the spherical harmonics (SH) functions that delineate the color attributes of the 3DGS, setting the SH degree to 0. *i.e.* one gaussian point retains a singular color variant (R,G,B). This simplification results in a significant reduction in the storage demands of the 3DGS models. Additionally, the position and color attributes of 3DGS are initialized via point clouds, enabling the completion of optimization within 5,000 iterations. We depict the distribution of the number of gaussian points in Fig. 2b, where most 3DGS contain 10~20k gaussian points. Sec. 5.4 encompasses an ablation study on the impact of iterations and SH degrees, proving our approach’s ability to effectively reduce the burden of model construction and storage while maintaining reconstruction quality.

4. Methodology

We present CLIP-GS, a unified 3D pretraining framework for large-scale 3D representation learning by aligning 3DGS embeddings with the text-image aligned embeddings. The complete framework is shown in Fig. 3. We introduce the feature extraction process from 3DGS, detailed in Sec. 4.1. Following this, we outline the training pipeline for CLIP-GS in Sec. 4.2. The model training leverages contrastive learning, which is applied to the gaussian embeddings with the visual and textual embeddings of CLIP. We also introduce a novel loss function, termed *image voting loss*, to guide the convergence of gradient optimization.

4.1. Feature Extraction

Within CLIP-GS, the FPS & kNN is first used to form 3DGS into gaussian patches. Then, we design the GS Tokenizer to generate the serialized gaussian tokens. Finally, the sequence of gaussian tokens is processed by a series of transformer layers pre-trained on point cloud data, resulting in the gaussian embeddings.

Forming GS patches. In 3DGS, each gaussian point is defined by a set of attributes: position $P \in \mathbb{R}^3$, the color represented via a spherical harmonic function $C \in \mathbb{R}^{3(sh+1)^2}$, opacity $\alpha \in \mathbb{R}^1$, scale $S \in \mathbb{R}^3$, and rotation $R \in \mathbb{R}^4$. We set $sh = 0$ in C , effectively compressing the gaussian point into a vector in \mathbb{R}^{14} . Given a 3DGS GS , Farthest Point Sampling (FPS) and k-Nearest Neighbor (kNN) algorithms are adopted to form GS into local patches $GS_p \in \mathbb{R}^{g \times n \times 14}$, g and n denote the number of patches and the number of neighbors for each patch, respectively.

GS Tokenizer. The GS Tokenizer aims to derive the serialized gaussian tokens from gaussian patches. Within GS Tokenizer, Sigmoid function is first employed to normalize

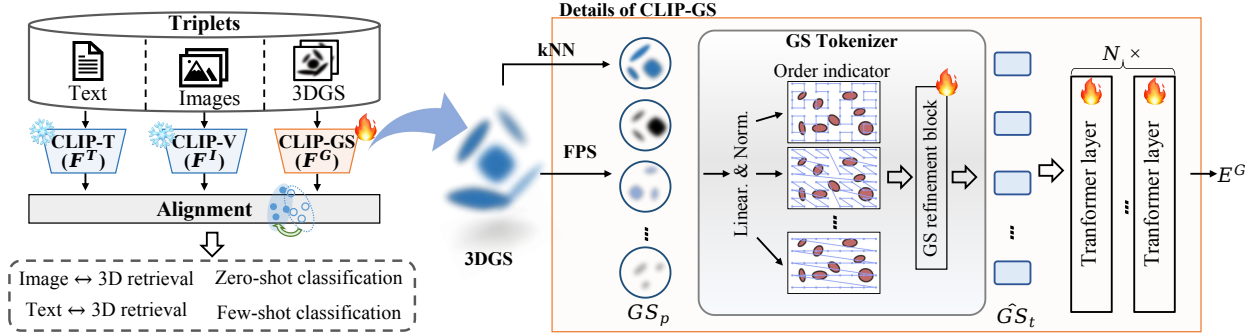


Figure 3. Overview of the CLIP-GS. Within CLIP-GS, the FPS & kNN is first used to form gaussian patches. Then, we design the GS Tokenizer to obtain the serialized gaussian tokens. Finally, the entire sequence of Gaussian tokens is processed by a series of transformer layers that have been pre-trained on point clouds, resulting in the Gaussian features.

the opacity (α) and scaling attributes (S) within a uniform range, and linearize the rotation attribute R into a $\mathbb{R}^{3 \times 3}$ rotation matrix. Next, a multi-way ordering strategy, including xyz -order, Hilbert curve [9], and Z-order, is adopted to reorganize the GS_p , resulting in ordered gaussian patches GS_p^s . We then design the GS refinement block to extract GS tokens, details in Fig. 4. Here, position and color attributes (P & C) are extracted and input into a point cloud encoder, as detailed in [63]. Simultaneously, 1×3 convolution layers with batch normalization (BN) and ReLU activation are applied to distill gaussian features. The outputs of these processes are finally fused to obtain GS tokens $GS_t \in \mathbb{R}^{g \times d}$, where d denotes the dimension of GS tokens.

Transformer layers. We utilize the standard Transformer to obtain 3DGS embeddings E^G , a structure equivalent to the 2D Vision Transformer (ViT) [4]. We reuse the multimodal pre-trained point cloud weights from [63]. Experimental results indicate that these point cloud pre-trained weights offer substantial advantages compared to transformer weights pre-trained on 2D images.

4.2. Multi-model Alignment

CLIP-GS aligns the triplet composed of 3DGS, 2D rendered images, and text descriptions into a unified feature space. This alignment process follows the point cloud pertaining approaches [25, 48, 49, 63], as depicted in Fig. 3 (left). The pre-trained vision language model EVA-CLIP [38] is adopted during training.

Triplet alignment target. We denote our CLIP-GS as F^G , and the text and image encoders in EVA-CLIP as F^T and F^I , respectively. F^G is trained to learn 3D representations by aligning them with established 2D vision and text representations. Both F^T and F^I are frozen since they are well-aligned, leaving only F^G as the learnable component. Consider a batch of N triplets $\{(G_i, I_i, T_i)\}_{i=1}^N$, where G_i, I_i, T_i respectively represent a 3DGS model and its corresponding rendering image and text descrip-

tion. We first extract the image embeddings $E_i^I = F^I(I_i)$, and text embeddings $E_i^T = F^T(T_i)$ using the pre-trained F^I and F^T in EVA-CLIP. The normalized embeddings for the sampled triplets ($\{E_i^G, E_i^T, E_i^I\}_{i=1}^N$) are computed as: $\{\hat{E}_i^G = \frac{E_i^G}{|E_i^G|}, \hat{E}_i^T = \frac{E_i^T}{|E_i^T|}, \hat{E}_i^I = \frac{E_i^I}{|E_i^I|}\}_{i=1}^N$. The triplet alignment target is to align \hat{E}_i^G with \hat{E}_i^T and \hat{E}_i^I .

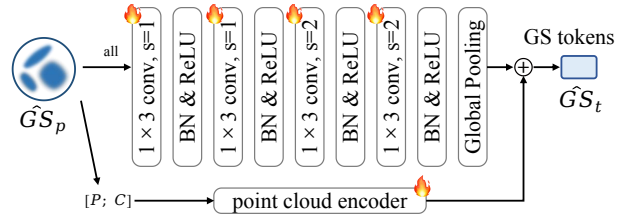


Figure 4. Details of GS refinement block.

3D-Text objective. Within the triplets, a one-to-one correspondence exists between the 3DGS and the text description. To align the 3DGS with the text description, we employ a contrastive loss function, $\mathcal{L}_{\text{text}}$:

$$\mathcal{L}_{\text{text}} = -\frac{1}{2N} \sum_{i=1}^N (\text{Contra}(E_i^G, E^T) + \text{Contra}(E_i^T, E^G)) \quad (1)$$

$$\text{Contra}(A_i, B) = \log \frac{\exp(A_i \cdot B_i / \tau)}{\sum_j \exp(A_i \cdot B_j / \tau)}, B = \{B_i\}_{i=1}^N \quad (2)$$

where τ is a learnable temperature parameter employed to control the scale of the embeddings.

3D-Image objective. The relationship between 3DGS and rendered images is characterized by a one-to-many correspondence. Existing point cloud pre-training approaches randomly sample one image from the rendering set and impose a contrastive loss restriction, similar to Eq. (1) & (3). However, varying camera angles may yield significantly different image features, leading to suboptimal optimization results. In response, we propose the *image voting loss* (\mathcal{L}_{img}). We sample K images and obtain K normalized im-

age embeddings ($\{E_{i,k}^I\}_{k=1}^K$) for one 3DGS E_i^G . \mathcal{L}_{img} utilizes the pretrained EVA-CLIP to calculate a voting score (S) between $\{E_{i,k}^I\}_{k=1}^K$ and E_i^T , which scores the set of rendered images. S is formulated as:

$$S_i = \frac{\hat{E}_i^T \cdot \mathcal{E}_{i,k}^I}{|\hat{E}_i^T| \cdot |\mathcal{E}_{i,k}^I|}, k = \{1, 2 \dots K\} \quad (3)$$

In the default setting, we set $k = 5$ for each 3DGS, *i.e.* we randomly select rendered images from five different viewpoints to form a batch. The contribution of each image to \mathcal{L}_{img} is then determined using a voting mechanism, as described by the following formula:

$$\mathcal{L}_{img} = -\frac{1}{2N} \sum_{i=1}^N S_i \cdot (\text{Contra}(E_i^G, E^T) + \text{Contra}(E_i^T, E^G)) \quad (4)$$

Finally, we minimize \mathcal{L}_{text} and \mathcal{L}_{img} for all modality pairs:

$$\mathcal{L} = \mathcal{L}_{text} + \mathcal{L}_{img} \quad (5)$$

5. Experiments

We conduct experiments on numerous typically 3D tasks to validate the multimodal performance of the proposed CLIP-GS, including multimodal retrieval (Sec. 5.1), zero-shot classification (Sec. 5.2) and few-shot classification (Sec. 5.3). Furthermore, we perform ablation studies (Sec. 5.4) on CLIP-GS to verify the model efficacy, and explore the effects of scaling up the model size of CLIP-GS (Sec. 5.5).

5.1. Multimodal Retrieval

We begin our evaluation with the multimodal retrieval task. **Dataset.** We sample 20,000 3D shapes from Objaverse-LVIS [2], an annotated subset of Objaverse that includes 1,156 LVIS categories. Utilizing the method outlined in Sec. 3, we create triplets of rendering images, text descriptions, and 3DGS for each 3D shape, forming a dataset referred to as Objaverse-GS. Objaverse-GS can be applied to tasks such as multimodal retrieval, as well as zero-shot 3D classification and few-shot 3D classification.

Evaluation metrics. We evaluate retrieval tasks by using 3D shapes to retrieve corresponding images/text or using images/text to retrieve 3D shapes. Following by [21, 37, 44, 45], we measure the performance by $R@K$ (Recall at K) defined as the fraction of queries for which the correct item is retrieved in the closest K points to the query. K is set to $\{1, 5, 10\}$ respectively.

Comparisons with state-of-the-art methods. We compare CLIP-GS with the previous excellent multimodal point-cloud approaches [25, 49, 63]. In CLIP-GS, 3DGS is adopted for 3D shape retrieval, whereas other methods use point clouds for their retrieval processes. The results are shown in Tab. 1. Our CLIP-GS outperforms point cloud-based methods across all retrieval tasks by a large margin.

Compared to the previously best-performing approaches, CLIP-GS achieves improvements of +9.0, +6.9, +10.5, and +7.6 in terms of $R@K$ for Text \rightarrow 3D, 3D \rightarrow Text, Image \rightarrow 3D, and 3D \rightarrow Image retrieval tasks, respectively.

Qualitative analysis. In Fig. 5, we showcase how CLIP-GS successfully retrieves 3D shapes from text or real-world images. By computing the cosine-similarity between images/text and 3D shapes, we retrieve the most similar or the Top2 similar 3D shapes. The results indicate that CLIP-GS retrieves reasonable 3D shapes based on text in the query set (Fig. 5 top). CLIP-GS performs well when retrieving real-world images. In addition, we explore taking two images as input to retrieve 3D shapes similar to both images (Fig. 5 bottom). It is evident that CLIP-GS has learned the encoding of 3DGS and can align the features of 3DGS well with the image and text spaces.

5.2. Zero-Shot 3D Classification

Leveraging the well-aligned multi-modal representations, CLIP-GS is naturally suited for zero-shot 3D classification.

Dataset. We conduct experiments under two datasets: Objaverse-GS and ModelNet-40 [46]. ModelNet-40 is a widely-used dataset that contains 40 common categories. We used the ModelNet test dataset, which consists of 2,468 shapes, and generated the corresponding 3DGS using the method in Sec. 3 to construct the ModelNet-GS dataset.

Evaluation metrics. We follow the settings of [25, 63], using Top1, Top3, Top5 average accuracy (%) for evaluations.

Comparisons with state-of-the-art methods. We compare CLIP-GS with the previous state-of-the-art zero-shot 3D classification methods, including PointCLIP [58, 65], ULIP [48, 49], OpenShape [25] and Uni3D [63]. PointCLIP projects point clouds into images and leverages CLIP for classification. ULIP, OpenShape, and Uni3D train 3D encoders to align the visual-text representation and use point clouds for classification. In contrast, Our CLIP-GS employs 3DGS as the input for classification. The results are shown in Tab. 2. For a fair comparison, we present the results of Uni3D-Base, a 3D encoder model with $\sim 88M$ parameters.

CLIP-GS demonstrates a comprehensive improvement over existing zero-shot 3D classification models, achieving a performance boost of + 0.8, + 0.5 on Objaverse-GS and ModelNet-GS, respectively. Notably, we only use $\sim 240K$ 3DGS samples for training, yet the model exhibits excellent zero-shot capabilities. This data volume is far less than the million scales used for point cloud pre-training [25, 48, 63] and the billion scales used for image pre-training [36, 38].

5.3. Few-Shot 3D Classification

To evaluate the performance of CLIP-GS with limited data, we conduct experiments on few-shot 3D classification.

Dataset & task settings. We use ModelNet-GS and Objaverse-GS to conduct few-shot 3D classification bench-

	Modality	3D repr	R@1	R@5	R@10	R@1	R@5	R@10
			Text → 3D			3D → Text		
			Image → 3D			3D → Image		
ULIP 2 [49]	Text & 3D	PC	4.5	14.7	23.1	5.3	16.8	25.9
OpenShape-SparseConv [25]		PC	22.6	50.2	64.3	20.1	46.2	60.4
OpenShape-PointBERT [25]		PC	24.4	52.7	66.0	22.6	49.6	63.5
Uni3D [63]		PC	27.8	57.0	70.3	23.1	49.5	62.4
GS-CLIP (ours)		3DGS	36.8	68.1	79.9	30.0	59.1	71.3
ULIP 2 [49]	Image & 3D	PC	5.6	15.3	21.8	25.0	50.0	62.1
OpenShape-SparseConv [25]		PC	59.8	85.3	92.1	49.5	77.2	86.1
OpenShape-PointBERT [25]		PC	61.6	86.4	92.7	53.8	80.7	88.6
Uni3D [63]		PC	65.1	88.4	93.9	49.3	75.7	84.5
GS-CLIP (ours)		3DGS	75.6	93.9	97.1	56.9	82.3	89.3

Table 1. Multimodal retrieval on Objaverse-GS. For a fair comparison, all methods are trained without Objaverse-LVIS shapes. 3D repr denotes the form of 3D shapes representation. Our CLIP-GS employs 3DGS, while prior works [25, 49, 63] use point clouds (PC).




Figure 5. Image / text → 3D shape retrieval results. Top: we query the most similar or top 2 similar 3D shapes for each text. Bottom: we take one or two images as inputs and retrieve the most similar 3D shape.

marks. Following [8], we use a n -way, m -shot setting, where n denotes the number of classes randomly sampled from the dataset, and m is the number of samples randomly drawn from each class. We experiment with $m = 10$ and $n = 10$ in ModelNet-GS, and $m = 5$ and $n \in \{5, 10, 20, 50\}$ in Objaverse-GS. We do not construct 10-shot experiments on the Objaverse-GS since some classes contain fewer than 10 samples in Objaverse-GS.

Evaluation metrics. In line with [8], we measure performance using Top1 average accuracy and standard deviation,

with deviations calculated over 5 independent experiments.

Comparisons with state-of-the-art methods. We compare CLIP-GS with the previous few-shot point-cloud classification methods [7, 8, 23, 41, 43, 54, 57] in ModelNet-GS (Tab. 3). CLIP-GS surpasses previous state-of-the-art point cloud methods, and demonstrates significantly smaller deviations. Indicating CLIP-GS has a superior 3D encoding capability, enabling it to effectively cluster features of the same class and differentiate features of different classes. We also compare CLIP-GS with the previous state-of-the-art mul-

Method	training data	3D repr	Objaverse-GS			ModelNet-GS		
			Top1	Top3	Top5	Top1	Top3	Top5
PointCLIP [58]	ShapeNet	PC & Image	-	-	-	23.8	-	-
PointCLIP v2 [65]		PC & Image	-	-	-	64.2	-	-
ULIP-PointBERT [48]	Ensemble (no LVIS)	PC	-	-	-	71.4	84.4	89.2
ULIP-2 [49]		PC	31.1	48.0	55.4	75.6	-	93.7
OpenShape-SparseConv [25]		PC	37.0	58.4	66.9	82.6	95.0	97.5
OpenShape-PointBERT [25]		PC	39.1	60.8	68.9	85.3	96.2	97.4
Uni3D [63]		PC	47.7	69.8	77.3	86.2	97.4	98.6
GS-CLIP (ours)		3DGS	48.5	70.3	77.5	86.7	97.6	98.6
ULIP-PointBERT [48]	Ensemble	PC	-	-	-	75.1	88.1	93.2
OpenShape-SparseConv [25]		PC	43.4	64.8	72.4	83.4	95.6	97.8
OpenShape-PointBERT [25]		PC	46.8	69.1	77.0	84.4	96.5	98.0
Uni3D [63]		PC	52.8	74.9	81.4	86.5	96.4	97.9
GS-CLIP (ours)		3DGS	53.5	76.1	82.0	87.0	97.9	98.8

Table 2. Zero-shot classification on Objaverse-GS, and ModelNet-GS. “no LVIS” denotes model is trained without Objaverse-LVIS shapes.

Method	Acc. & Dev.
DGCNN [43]	86.3 ± 6.2
DGCNN + OcCo [41]	86.4 ± 5.4
PointTransformer [61]	84.6 ± 5.5
PointTransformer + OcCo [61]	89.4 ± 5.1
Point-BERT [54]	91.0 ± 5.4
Point-M2AE [57]	92.3 ± 4.5
PointMamba [23]	91.4 ± 4.4
Mamba3D [7]	92.4 ± 4.1
PointRWKV [8]	94.8 ± 2.8
CLIP-GS (ours)	95.4 ± 0.2

Table 3. **Few-shot classification on ModelNet40.** We report the 10-shot & 10-way average accuracy (%) and standard deviation (%) results.

timodal point-cloud methods [25, 49, 63] in Objaverse-GS (Tab. 4). CLIP-GS consistently outperforms all the other methods under the few-shot settings of Objaverse-GS.

5.4. Ablation Study

We conduct ablation studies on various choices of designs within our CLIP-GS, and showcase their contributions to the final performance in Tab. 5, 6, 7, 8. We use the point cloud-based method, Uni3D [63], as the baseline model. We extract the P and C attributes of gaussian points from 3DGS to simulate the input format of the point cloud.

Component-wise ablations. To understand the effect of each component in the CLIP-GS, including the GS Tokenizer and the image voting loss. We start with a point cloud-based method as baseline, and gradually add each

Method	5-shot			
	5-way	10-way	20-way	50-way
ULIP-2 [49]	90.5	85.0	80.0	71.5
OpenShape-SparseConv [25]	92.4	87.7	82.5	73.4
OpenShape-PointBERT [25]	92.0	88.0	83.2	75.8
Uni3D [63]	95.1	92.2	88.5	82.1
CLIP-GS (ours)	95.6	92.6	89.2	82.5
OpenShape-SparseConv* [25]	93.2	88.9	83.9	75.4
OpenShape-PointBERT* [25]	93.8	90.2	86.3	79.6
Uni3D* [63]	96.4	94.1	91.1	85.6
CLIP-GS* (ours)	96.6	94.2	91.4	85.8

Table 4. **Few-shot classification on Objaverse-GS.** We report the average accuracy (%) for 5-shot classification across 5, 10, 20, and 50 ways. * denotes Objaverse-LVIS shapes are used during training.

	3D repr	Top1	Top3	Top5
Uni3D	PC	47.7	69.8	77.3
baseline	3DGS	33.6	52.3	60.1
+ fine-tune	3DGS	46.9	68.5	75.9
+ GS Tokenizer	3DGS	47.9	69.9	76.8
+ Image Voting Loss	3DGS	48.6	70.6	77.8

Table 5. Ablation of diverse designs of CLIP-GS. We use the Objaverse-GS for analysis.

design. (Tab. 5). When using 3DGS as input, the point cloud-based method yields inferior performance due to the differing spatial placement between point cloud and 3DGS (2nd row). In point cloud models, points are positioned on the surface of objects, whereas in 3DGS, gaussian points

can exist within the object. Then, by changing the input dimensions of the PC model to accommodate the dimensions of 3DGS ($\mathbb{R}^6 \rightarrow \mathbb{R}^{14}$) and fine-tuning, the 3D encoder learns the attributes of 3DGS, resulting in an improvement of +13.3 Top1, and +16.2 Top3, and +15.8 Top5 accuracy on Objaverse-GS(3rd row). Using GS Tokenizer produce decent performance (the 4th result), 33.6→47.9 Top1, 52.3→69.9 Top3, and 60.1→76.8 Top5 accuracy. Finally, introducing image voting loss learns effective 3DGS and image alignment representation, further enhancing performance to establish state-of-the-art benchmarks (last row).

Order indicator We investigate various strategies to reorder GS patches, including *xyz*-order, Hilbert curve [9], and Z-order (details in Fig. 6). For the *xyz*-order, we used the x-axis order for visualization. The results are shown in Tab. 6. Using one single ordering strategy leads to sub-optimal results. Therefore, we employ a multiple-ordering strategy for collaborative ordering.

	Top1	Top3	Top5
<i>xyz</i> -order	48.3	70.4	77.6
Hilbert	48.4	70.5	77.7
Z-order	48.3	70.5	77.6
all	48.6	70.6	77.8

Table 6. Ablation of the order indicator. Objaverse-GS is used.

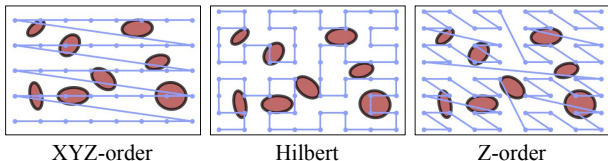


Figure 6. Visualization of different order strategies. We project the 3D space onto a 2D plane.

Effect of pre-initialized weights. We conduct ablation studies on pre-initialized weights in Tab. 7, exploring the effectiveness of initializing transformer layers in CLIP-GS with either 2D pretraining models or point cloud pretraining models. We report the performance of training CLIP-GS from the 2D pretraining model EVA-CLIP [38] and the point cloud pretraining model Uni3D [63]. Using a point cloud pretraining weight for initialization presents significant performance advantages (1st and 3rd row). We also experimented with freezing the parameters of the point cloud pretraining model and only training the GS Tokenizer, which resulted in diminished performance (2nd row).

Restriction of 3DGS We analyzed the reconstruction quality (PSNR, SSIM), optimization cost (optimization time per 3D shape), and storage cost (average 3DGS storage size) of the 3DGS reconstruction process across different iterations and spherical harmonics (SH) degrees (Fig. 8). When SH

	Top1	Top3	Top5
from 2D Image	33.9	55.9	64.2
from 3D PC (frozen)	46.6	68.6	75.7
from 3D PC	48.6	70.6	77.8

Table 7. Ablation of the pre-initialized weights in transformer layers. We use the Objaverse-GS for analysis.

degree=0, increasing iterations results in only modest improvements in reconstruction quality (+0.5 PSNR and +0.2 SSIM), while significantly increasing the training cost ($\times 3.7$). Although a higher SH degree enhances the reconstruction quality, it also leads to a $\times 3.8$ fold increase in storage demand. Therefore, we opt for 5000 iterations and an SH degree of 0, accepting a slight decrease in reconstruction quality in exchange for a $\times 3.9$ increase in optimization speed and a $\times 3.6$ reduction in storage cost.

Iter	SH	PSNR	SSIM	storage size	optimization time
20,000	3	37.1	98.2	3.6M	108.3s
20,000	0	35.1	97.9	1.0M	104.5s
5,000	3	35.9	98.0	3.8 M	29.9s
5,000	0	34.6	97.7	1.0 M	28.1s

Table 8. Ablation of the reconstruction process of 3DGS, we record the model reconstruction quality (PSNR & SSIM), average 3DGS storage size (MB) and optimization time (s/3dgs) at different iterations and SH degrees.

5.5. Scaling up model size

Model name	Depth	Width	Heads	#Params	Top1
CLIP-GS-T	12	192	3	7.3M	45.9
CLIP-GS-S	12	384	6	23.7M	47.0
CLIP-GS-B	12	768	12	89.8 M	48.5
CLIP-GS-L	24	1024	16	308.2 M	48.8

Table 9. Scaling up model size in CLIP-GS. Top1 accuracy in Objaverse-GS is used for analysis.

We explore the effect of scaling up the model size in Tab. 9. Following the scaling-up guidelines of [63], we increase the model parameters from 7M (Tiny), 24M (Small), 89M (Base) to 308M (Large). The results across different model scales consistently indicate that enlarging the model size of CLIP-GS enhances the 3D representation capabilities.

6. Conclusion

In this paper, we introduce CLIP-GS, a multimodal representation learning framework that aligns language, images, and 3DGS into a unified feature space. We also explore an efficient approach for generating 3DGS, rendered images,

and text triplets. CLIP-GS achieves state-of-the-art performance across various 3D perception tasks including multimodal retrieval, zero-shot 3D classification, and few-shot 3D classification. We hope CLIP-GS will serve as a solid baseline and help ease future research of 3D multimodal learning and related areas.

References

- [1] Jonathan T Barron, Ben Mildenhall, Matthew Tancik, Peter Hedman, Ricardo Martin-Brualla, and Pratul P Srinivasan. Mip-nerf: A multiscale representation for anti-aliasing neural radiance fields. In *Proceedings of the IEEE/CVF international conference on computer vision*, pages 5855–5864, 2021. 3
- [2] Matt Deitke, Dustin Schwenk, Jordi Salvador, Luca Weihs, Oscar Michel, Eli VanderBilt, Ludwig Schmidt, Kiana Ehsani, Aniruddha Kembhavi, and Ali Farhadi. Objaverse: A universe of annotated 3d objects. In *Proceedings of the IEEE/CVF Conference on Computer Vision and Pattern Recognition*, pages 13142–13153, 2023. 2, 3, 5
- [3] Matt Deitke, Ruoshi Liu, Matthew Wallingford, Huong Ngo, Oscar Michel, Aditya Kusupati, Alan Fan, Christian Laforte, Vikram Voleti, Samir Yitzhak Gadre, et al. Objaverse-xl: A universe of 10m+ 3d objects. *Advances in Neural Information Processing Systems*, 36, 2024. 2, 3
- [4] Alexey Dosovitskiy. An image is worth 16x16 words: Transformers for image recognition at scale. *arXiv preprint arXiv:2010.11929*, 2020. 4
- [5] Haoran Geng, Helin Xu, Chengyang Zhao, Chao Xu, Li Yi, Siyuan Huang, and He Wang. Gapartnet: Cross-category domain-generalizable object perception and manipulation via generalizable and actionable parts. *arXiv preprint arXiv:2211.05272*, 2022. 1
- [6] Meng-Hao Guo, Jun-Xiong Cai, Zheng-Ning Liu, Tai-Jiang Mu, Ralph R Martin, and Shi-Min Hu. Pct: Point cloud transformer. *Computational Visual Media*, 7:187–199, 2021. 1
- [7] Xu Han, Yuan Tang, Zhaoxuan Wang, and Xianzhi Li. Mamba3d: Enhancing local features for 3d point cloud analysis via state space model. *arXiv preprint arXiv:2404.14966*, 2024. 1, 6, 7
- [8] Qingdong He, Jiangning Zhang, Jinlong Peng, Haoyang He, Xiangtai Li, Yabiao Wang, and Chengjie Wang. Pointwrkv: Efficient rwkv-like model for hierarchical point cloud learning. *arXiv preprint arXiv:2405.15214*, 2024. 6, 7
- [9] David Hilbert and David Hilbert. Über die stetige abbildung einer linie auf ein flächenstück. *Dritter Band: Analysis-Grundlagen der Mathematik- Physik Verschiedenes: Nebst Einer Lebensgeschichte*, pages 1–2, 1935. 4, 8
- [10] Hugues Hoppe, Tony DeRose, Tom Duchamp, John McDonald, and Werner Stuetzle. Surface reconstruction from unorganized points. In *Proceedings of the 19th annual conference on computer graphics and interactive techniques*, pages 71–78, 1992. 2
- [11] Xu Hu, Yuxi Wang, Lue Fan, Junsong Fan, Junran Peng, Zhen Lei, Qing Li, and Zhaoxiang Zhang. Semantic anything in 3d gaussians. *arXiv preprint arXiv:2401.17857*, 2024. 3
- [12] Jianguo Huang, Silong Yong, Xiaojuan Ma, Xiongkun Linghu, Puhao Li, Yan Wang, Qing Li, Song-Chun Zhu, Baoxiong Jia, and Siyuan Huang. An embodied generalist agent in 3d world. In *Proceedings of the International Conference on Machine Learning (ICML)*, 2024. 1
- [13] Tianyu Huang, Bowen Dong, Yunhan Yang, Xiaoshui Huang, Rynson WH Lau, Wanli Ouyang, and Wangmeng Zuo. Clip2point: Transfer clip to point cloud classification with image-depth pre-training. In *Proceedings of the IEEE/CVF International Conference on Computer Vision*, pages 22157–22167, 2023. 2
- [14] Wenlong Huang, Chen Wang, Ruohan Zhang, Yunzhu Li, Jiajun Wu, and Li Fei-Fei. Voxposer: Composable 3d value maps for robotic manipulation with language models. *arXiv preprint arXiv:2307.05973*, 2023. 1
- [15] Chao Jia, Yinfei Yang, Ye Xia, Yi-Ting Chen, Zarana Parekh, Hieu Pham, Quoc Le, Yun-Hsuan Sung, Zhen Li, and Tom Duerig. Scaling up visual and vision-language representation learning with noisy text supervision. In *International Conference on Machine Learning*, pages 4904–4916. PMLR, 2021. 2
- [16] Siyu Jiao, Yunchao Wei, Yaowei Wang, Yao Zhao, and Humphrey Shi. Learning mask-aware clip representations for zero-shot segmentation. *Advances in Neural Information Processing Systems*, 36:35631–35653, 2023.
- [17] Siyu Jiao, Hongguang Zhu, Jiannan Huang, Yao Zhao, Yunchao Wei, and Humphrey Shi. Collaborative vision-text representation optimizing for open-vocabulary segmentation. In *European Conference on Computer Vision*, pages 399–416. Springer, 2025. 2
- [18] Michael Kazhdan, Matthew Bolitho, and Hugues Hoppe. Poisson surface reconstruction. In *Proceedings of the fourth Eurographics symposium on Geometry processing*, 2006. 2
- [19] Brian R Kent. *3D scientific visualization with Blender®*. Morgan & Claypool Publishers, 2015. 3
- [20] Bernhard Kerbl, Georgios Kopanas, Thomas Leimkühler, and George Drettakis. 3d gaussian splatting for real-time radiance field rendering. *ACM Trans. Graph.*, 42(4):139–1, 2023. 3
- [21] Kunpeng Li, Yulun Zhang, Kai Li, Yuanyuan Li, and Yun Fu. Visual semantic reasoning for image-text matching. In *Proceedings of the IEEE/CVF international conference on computer vision*, pages 4654–4662, 2019. 5
- [22] Yixuan Li, Weidong Yang, and Ben Fei. 3dmambacomplete: Exploring structured state space model for point cloud completion. *arXiv preprint arXiv:2404.07106*, 2024. 1
- [23] Dingkan Liang, Xin Zhou, Xinyu Wang, Xingkui Zhu, Wei Xu, Zhikang Zou, Xiaoqing Ye, and Xiang Bai. Pointmamba: A simple state space model for point cloud analysis. *arXiv preprint arXiv:2402.10739*, 2024. 1, 6, 7
- [24] Hanwen Liang, Yuyang Yin, Dejia Xu, Hanxue Liang, Zhangyang Wang, Konstantinos N Plataniotis, Yao Zhao, and Yunchao Wei. Diffusion4d: Fast spatial-temporal consistent 4d generation via video diffusion models. *arXiv preprint arXiv:2405.16645*, 2024. 3
- [25] Minghua Liu, Ruoxi Shi, Kaoming Kuang, Yin hao Zhu, Xu-anlin Li, Shizhong Han, Hong Cai, Fatih Porikli, and Hao

- Su. Openshape: Scaling up 3d shape representation towards open-world understanding. *Advances in neural information processing systems*, 36, 2024. 2, 3, 4, 5, 6, 7
- [26] William E Lorensen and Harvey E Cline. Marching cubes: A high resolution 3d surface construction algorithm. In *Seminal graphics: pioneering efforts that shaped the field*, pages 347–353. 1998. 2
- [27] Dening Lu, Qian Xie, Kyle Gao, Linlin Xu, and Jonathan Li. 3dctn: 3d convolution-transformer network for point cloud classification. *IEEE Transactions on Intelligent Transportation Systems*, 23(12):24854–24865, 2022. 1
- [28] Tiange Luo, Chris Rockwell, Honglak Lee, and Justin Johnson. Scalable 3d captioning with pretrained models. *Advances in Neural Information Processing Systems*, 36, 2024. 3
- [29] Manolis Savva*, Abhishek Kadian*, Oleksandr Maksymets*, Yili Zhao, Erik Wijmans, Bhavana Jain, Julian Straub, Jia Liu, Vladlen Koltun, Jitendra Malik, Devi Parikh, and Dhruv Batra. Habitat: A Platform for Embodied AI Research. In *Proceedings of the IEEE/CVF International Conference on Computer Vision (ICCV)*, 2019. 1
- [30] Ben Mildenhall, Pratul P Srinivasan, Matthew Tancik, Jonathan T Barron, Ravi Ramamoorthi, and Ren Ng. Nerf: Representing scenes as neural radiance fields for view synthesis. *Communications of the ACM*, 65(1):99–106, 2021. 2
- [31] Norman Mu, Alexander Kirillov, David Wagner, and Saining Xie. Slip: Self-supervision meets language-image pre-training. In *European conference on computer vision*, pages 529–544. Springer, 2022. 1, 2
- [32] Thomas Müller, Alex Evans, Christoph Schied, and Alexander Keller. Instant neural graphics primitives with a multiresolution hash encoding. *ACM transactions on graphics (TOG)*, 41(4):1–15, 2022. 3
- [33] Xuran Pan, Zhuofan Xia, Shiji Song, Li Erran Li, and Gao Huang. 3d object detection with pointformer. In *Proceedings of the IEEE/CVF conference on computer vision and pattern recognition*, pages 7463–7472, 2021. 1
- [34] Charles R Qi, Hao Su, Kaichun Mo, and Leonidas J Guibas. Pointnet: Deep learning on point sets for 3d classification and segmentation. In *Proceedings of the IEEE conference on computer vision and pattern recognition*, pages 652–660, 2017. 2
- [35] Charles Ruizhongtai Qi, Li Yi, Hao Su, and Leonidas J Guibas. Pointnet++: Deep hierarchical feature learning on point sets in a metric space. *Advances in neural information processing systems*, 30, 2017. 2
- [36] Alec Radford, Jong Wook Kim, Chris Hallacy, Aditya Ramesh, Gabriel Goh, Sandhini Agarwal, Girish Sastry, Amanda Askell, Pamela Mishkin, Jack Clark, et al. Learning transferable visual models from natural language supervision. In *International conference on machine learning*, pages 8748–8763. PMLR, 2021. 1, 2, 5
- [37] Shuhuai Ren, Junyang Lin, Guangxiang Zhao, Rui Men, An Yang, Jingren Zhou, Xu Sun, and Hongxia Yang. Learning relation alignment for calibrated cross-modal retrieval. *arXiv preprint arXiv:2105.13868*, 2021. 5
- [38] Quan Sun, Yuxin Fang, Ledell Wu, Xinlong Wang, and Yue Cao. Eva-clip: Improved training techniques for clip at scale. *arXiv preprint arXiv:2303.15389*, 2023. 2, 4, 5, 8
- [39] Zeyi Sun, Ye Fang, Tong Wu, Pan Zhang, Yuhang Zang, Shu Kong, Yuanjun Xiong, Dahua Lin, and Jiaqi Wang. Alpha-clip: A clip model focusing on wherever you want. In *Proceedings of the IEEE/CVF Conference on Computer Vision and Pattern Recognition*, pages 13019–13029, 2024. 2
- [40] Jiaxiang Tang, Jiawei Ren, Hang Zhou, Ziwei Liu, and Gang Zeng. Dreamgaussian: Generative gaussian splatting for efficient 3d content creation. *arXiv preprint arXiv:2309.16653*, 2023. 3
- [41] Hanchen Wang, Qi Liu, Xiangyu Yue, Joan Lasenby, and Matt J Kusner. Unsupervised point cloud pre-training via occlusion completion. In *Proceedings of the IEEE/CVF international conference on computer vision*, pages 9782–9792, 2021. 6, 7
- [42] Tai Wang, Xiaohan Mao, Chenming Zhu, Runsen Xu, Ruiyuan Lyu, Peisen Li, Xiao Chen, Wenwei Zhang, Kai Chen, Tianfan Xue, Xihui Liu, Cewu Lu, Dahua Lin, and Jiangmiao Pang. Embodiedscan: A holistic multi-modal 3d perception suite towards embodied ai. In *IEEE Conference on Computer Vision and Pattern Recognition (CVPR)*, 2024. 1
- [43] Yue Wang, Yongbin Sun, Ziwei Liu, Sanjay E Sarma, Michael M Bronstein, and Justin M Solomon. Dynamic graph cnn for learning on point clouds. *ACM Transactions on Graphics (tog)*, 38(5):1–12, 2019. 6, 7
- [44] Yabing Wang, Fan Wang, Jianfeng Dong, and Hao Luo. Cl2cm: Improving cross-lingual cross-modal retrieval via cross-lingual knowledge transfer. In *Proceedings of the AAAI Conference on Artificial Intelligence*, pages 5651–5659, 2024. 5
- [45] Zheng Wang, Xing Xu, Jiwei Wei, Ning Xie, Yang Yang, and Heng Tao Shen. Semantics disentangling for cross-modal retrieval. *IEEE Transactions on Image Processing*, 33:2226–2237, 2024. 5
- [46] Zhirong Wu, Shuran Song, Aditya Khosla, Fisher Yu, Linguang Zhang, Xiaoou Tang, and Jianxiong Xiao. 3d shapenets: A deep representation for volumetric shapes. In *Proceedings of the IEEE conference on computer vision and pattern recognition*, pages 1912–1920, 2015. 5
- [47] Xiuwei Xu, Huangxing Chen, Linqing Zhao, Ziwei Wang, Jie Zhou, and Jiwen Lu. Embodiedsam: Online segment any 3d thing in real time. *arXiv preprint arXiv:2408.11811*, 2024. 1
- [48] Le Xue, Mingfei Gao, Chen Xing, Roberto Martín-Martín, Jiajun Wu, Caiming Xiong, Ran Xu, Juan Carlos Niebles, and Silvio Savarese. Ulip: Learning a unified representation of language, images, and point clouds for 3d understanding. In *Proceedings of the IEEE/CVF conference on computer vision and pattern recognition*, pages 1179–1189, 2023. 2, 4, 5, 7
- [49] Le Xue, Ning Yu, Shu Zhang, Artemis Panagopoulou, Junnan Li, Roberto Martín-Martín, Jiajun Wu, Caiming Xiong, Ran Xu, Juan Carlos Niebles, et al. Ulip-2: Towards scalable multimodal pre-training for 3d understanding. In *Proceedings of the IEEE/CVF Conference on Computer Vision and*

- Pattern Recognition*, pages 27091–27101, 2024. [2](#), [3](#), [4](#), [5](#), [6](#), [7](#)
- [50] Xu Yan, Chaoda Zheng, Zhen Li, Sheng Wang, and Shuguang Cui. Pointasnl: Robust point clouds processing using nonlocal neural networks with adaptive sampling. In *Proceedings of the IEEE/CVF conference on computer vision and pattern recognition*, pages 5589–5598, 2020. [1](#)
- [51] Yunzhi Yan, Haotong Lin, Chenxu Zhou, Weijie Wang, Haiyang Sun, Kun Zhan, Xianpeng Lang, Xiaowei Zhou, and Sida Peng. Street gaussians for modeling dynamic urban scenes. *arXiv preprint arXiv:2401.01339*, 2024. [1](#), [3](#)
- [52] Mingqiao Ye, Martin Danelljan, Fisher Yu, and Lei Ke. Gaussian grouping: Segment and edit anything in 3d scenes. In *European Conference on Computer Vision*, pages 162–179. Springer, 2025. [3](#)
- [53] Yuyang Yin, Dejia Xu, Zhangyang Wang, Yao Zhao, and Yunchao Wei. 4dgen: Grounded 4d content generation with spatial-temporal consistency. *arXiv preprint arXiv:2312.17225*, 2023. [3](#)
- [54] Xumin Yu, Lulu Tang, Yongming Rao, Tiejun Huang, Jie Zhou, and Jiwen Lu. Point-bert: Pre-training 3d point cloud transformers with masked point modeling. In *Proceedings of the IEEE/CVF conference on computer vision and pattern recognition*, pages 19313–19322, 2022. [6](#), [7](#)
- [55] Xumin Yu, Lulu Tang, Yongming Rao, Tiejun Huang, Jie Zhou, and Jiwen Lu. Point-bert: Pre-training 3d point cloud transformers with masked point modeling. In *Proceedings of the IEEE/CVF conference on computer vision and pattern recognition*, pages 19313–19322, 2022. [1](#)
- [56] Xiaohua Zhai, Basil Mustafa, Alexander Kolesnikov, and Lucas Beyer. Sigmoid loss for language image pre-training. In *Proceedings of the IEEE/CVF International Conference on Computer Vision*, pages 11975–11986, 2023. [1](#), [2](#)
- [57] Renrui Zhang, Ziyu Guo, Peng Gao, Rongyao Fang, Bin Zhao, Dong Wang, Yu Qiao, and Hongsheng Li. Point-m2ae: multi-scale masked autoencoders for hierarchical point cloud pre-training. *Advances in neural information processing systems*, 35:27061–27074, 2022. [6](#), [7](#)
- [58] Renrui Zhang, Ziyu Guo, Wei Zhang, Kunchang Li, Xupeng Miao, Bin Cui, Yu Qiao, Peng Gao, and Hongsheng Li. Pointclip: Point cloud understanding by clip. In *Proceedings of the IEEE/CVF conference on computer vision and pattern recognition*, pages 8552–8562, 2022. [2](#), [5](#), [7](#)
- [59] Tao Zhang, Xiangtai Li, Haobo Yuan, Shunping Ji, and Shuicheng Yan. Point cloud mamba: Point cloud learning via state space model. *arXiv preprint arXiv:2403.00762*, 2024. [1](#)
- [60] Yabo Zhang, Yuxiang Wei, Dongsheng Jiang, Xiaopeng Zhang, Wangmeng Zuo, and Qi Tian. Controlvideo: Training-free controllable text-to-video generation. *arXiv preprint arXiv:2305.13077*, 2023. [2](#)
- [61] Hengshuang Zhao, Li Jiang, Jiaya Jia, Philip HS Torr, and Vladlen Koltun. Point transformer. In *Proceedings of the IEEE/CVF international conference on computer vision*, pages 16259–16268, 2021. [7](#)
- [62] Yiming Zhong, Xiaolin Zhang, Yao Zhao, and Yunchao Wei. Dreamlcm: Towards high quality text-to-3d generation via latent consistency model. In *Proceedings of the 32nd ACM International Conference on Multimedia*, pages 1731–1740, 2024. [3](#)
- [63] Junsheng Zhou, Jinsheng Wang, Baorui Ma, Yu-Shen Liu, Tiejun Huang, and Xinlong Wang. Uni3d: Exploring unified 3d representation at scale. In *International Conference on Learning Representations (ICLR)*, 2024. [2](#), [3](#), [4](#), [5](#), [6](#), [7](#), [8](#)
- [64] Xiaoyu Zhou, Zhiwei Lin, Xiaojun Shan, Yongtao Wang, Deqing Sun, and Ming-Hsuan Yang. Drivinggaussian: Composite gaussian splatting for surrounding dynamic autonomous driving scenes. In *Proceedings of the IEEE/CVF Conference on Computer Vision and Pattern Recognition*, pages 21634–21643, 2024. [1](#), [3](#)
- [65] Xiangyang Zhu, Renrui Zhang, Bowei He, Ziyu Guo, Ziyao Zeng, Zipeng Qin, Shanghang Zhang, and Peng Gao. Point-clip v2: Prompting clip and gpt for powerful 3d open-world learning. In *Proceedings of the IEEE/CVF International Conference on Computer Vision*, pages 2639–2650, 2023. [2](#), [5](#), [7](#)
- [66] Ziyu Zhu, Zhuofan Zhang, Xiaojian Ma, Xuesong Niu, Yixin Chen, Baoxiong Jia, Zhidong Deng, Siyuan Huang, and Qing Li. Unifying 3d vision-language understanding via promptable queries. *arXiv preprint arXiv:2405.11442*, 2024. [1](#)