


---

# SCBench: A Sports Commentary Benchmark for Video LLMs

---

Kuangzhi Ge<sup>1\*</sup>, Lingjun Chen<sup>1\*</sup>, Kevin Zhang<sup>1†</sup>, Yulin Luo<sup>1</sup>, Tianyu Shi<sup>2</sup>,

Liaoyuan Fan<sup>3</sup>, Xiang Li<sup>4</sup>, Guanqun Wang<sup>1</sup>, Shanghang Zhang<sup>1</sup> 

<sup>1</sup> State Key Laboratory of Multimedia Information Processing, School of Computer Science, Peking University; <sup>2</sup> Department of Computer Science, University of Toronto;

<sup>3</sup> The University of Hong Kong; <sup>4</sup> Southern University of Science and Technology;

\* Equal contribution, † Project lead,  Corresponding author

{gekuangzhi, clj031031, yulin}@stu.pku.edu.cn {kevinzyz, wgq, shanghang}@pku.edu.cn  
tianyu.s@outlook.com u3619617@connect.hku.hk lixiang960927@gmail.com

## Abstract

Recently, significant advances have been made in Video Large Language Models (Video LLMs) in both academia and industry. However, methods to evaluate and benchmark the performance of different Video LLMs, especially their fine-grained, temporal visual capabilities, remain very limited. On one hand, current benchmarks use relatively simple videos (e.g., subtitled movie clips) where the model can understand the entire video by processing just a few frames. On the other hand, their datasets lack diversity in task format, comprising only QA or multi-choice QA, which overlooks the models' capacity for generating in-depth and precise texts. Sports videos, which feature intricate visual information, sequential events, and emotionally charged commentary, present a critical challenge for Video LLMs, making sports commentary an ideal benchmarking task. Inspired by these challenges, we propose a novel task: sports video commentary generation, developed **SCBench** for Video LLMs. To construct such a benchmark, we introduce (1) **SCORES**, a six-dimensional metric specifically designed for our task, upon which we propose a GPT-based evaluation method, and (2) **CommentarySet**, a dataset consisting of 5,775 annotated video clips and ground-truth labels tailored to our metric. Based on SCBench, we conduct comprehensive evaluations on multiple Video LLMs (e.g. VILA, Video-LLaVA, etc.) and chain-of-thought baseline methods. Our results found that InternVL-Chat-2 achieves the best performance with 5.44, surpassing the second-best by 1.04. Our work provides a fresh perspective for future research, aiming to enhance models' overall capabilities in complex visual understanding tasks. Our dataset will be released soon.

## 1 Introduction

With the advancement of Video Large Language Models (Video-LLMs), neural networks are capable of processing video sequences to perform multi-modality tasks based on temporal and spatial information. Recent advancements have facilitated significant improvements in the automatic generation of video content summaries, captions, and even interactive commentary Miech et al. (2019); Zhou et al. (2024); Lin et al. (2024); Liu et al. (2024a).



Figure 1: A sample from **Six-Dimensional Metric and CommentarySet**, including six dimensions’ description, frames from videos, and corresponding ground truth commentary.

To holistically assess their margin of improvement, many benchmarks and evaluation methods have been proposed Ning et al. (2023a); Sanders and Van Durme (2024); Ning et al. (2023b); Fu et al. (2024). Existing benchmarks for Video-LLMs predominantly concentrate on general video understanding tasks Ning et al. (2023a); Sanders and Van Durme (2024), such as action recognition Mangalam et al. (2023) and long context video understanding Wang et al. (2024); Fang et al. (2024). However, these methods mostly capture image-level understanding tasks that mostly test the model’s abilities in the spatial understanding tasks in the form of QA. Consequently, Li et al. (2024) have curated tasks that require reasoning spanning over the entire videos for MLLMs. However, this benchmark still suffers from the lack of dense events, where Gemini extracts frames at 1 FPS is sufficient to perform well in their experiments, meaning that the density of events is not enough where most videos can perform well using only long intervals of video frames. Additionally, there is a lack of diversity in task format, comprising only QA or multi-choice QA, which overlooks the models’ capacity for generating in-depth and precise texts, thus precluding a deeper evaluation of the models’ analytical and interpretative abilities.

Discovering limitations in existing datasets, we turn to sports videos, especially at the professional level, to present a challenging domain for video understanding for Video-LLMs. These videos involve complex human-object interactions, strategic gameplay, and visually demanding tasks like event and motion spotting. The rapid shifts between high-action sequences and static moments require models to prioritize information effectively, while the need to interpret intricate motions and maintain context over time adds to the complexity, especially for real-time sports commentary.

Although many existing sports video datasets have been explored, they are not well-suited for evaluating video-based multimodal large language models (MLLMs), mainly due to their lack of sports diversity and narrow aspect of the video. The current domain of sports video analysis has been a rich and multifaceted domain that covers several visual tasks, ranging from re-id Comandur (2022), OCR Solberg et al. (2024), temporal localization Liu et al. (2022), fine-grained action classification Liu et al. (2024d), motion understanding Feng et al. (2024), etc. These tasks often focus on narrow tasks or evaluate only specific aspects of the content, without considering the full spectrum of multimodal information. For instance, in tasks such as sports video captioning, the focus is typically limited to key event captions, such as describing specific actions performed by athletes, while neglecting other critical aspects including emotional context and background information. We have identified sports video commentary as a highly suitable and efficient task for evaluating the

capabilities of video MLLMs. Sports commentary generation, unlike previous approaches, provides comprehensive coverage of sports video information by capturing key events, tactical analysis, emotional expressions, and background information. Moreover, the abundance of existing sports commentaries makes it easier to scale up without the need for extensive manual annotation.

To this end, we propose the fine-grained CommentarySet, a novel and comprehensive dataset entailing a new commentary task designed to better utilize the diverse information embedded in sports videos. As demonstrated by Fig. 1, CommentarySet consists of 5,775 high-quality sports video clips spanning six diverse sports including athletics, basketball, soccer, gym, table tennis, and tennis, each meticulously annotated with professional English commentary. This dataset serves as a robust benchmark for evaluating models in the domain of sports commentary, offering a rich variety of event types, commentary styles, and detailed labels. Furthermore, we notice that the task of sports commentary is significantly different from traditional video captioning. Thus, we introduce a novel six-dimensional commentary with human annotation. Our dataset and evaluation methods account for the dynamic and emotionally resonant nature of sports commentary, which requires not only accurate event descriptions but also a deep integration of contextual information. Based on such inputs, we introduce a baseline method with Chain-of-Thought to perform video understanding and narration in two steps and evaluate its limitations. Additionally, we present a GPT-based evaluation method grounded in our six-dimensional metric, SCORES, as shown in Fig. 1, offering a comprehensive and nuanced framework for evaluating sports video commentary. In our extensive experiments, we find all multi-modal video models failing to perform successful sports commentary, remaining a notably challenging domain.

Our main contributions are summarized as follows:

- We introduce CommentarySet, the first dataset featuring professionally annotated sports video commentary across multiple disciplines, encompassing six sports and over ten international competitions.
- The dataset includes meticulously designed six-dimensional labels, utilizing the diverse information of sports commentary to enable robust evaluation of advanced video language models. These account for the dynamic and emotionally resonant nature of sports commentary, which requires not only high-frequency accurate event descriptions but also a deep integration of contextual information.
- To validate existing approaches on our dataset, we developed a baseline utilizing chain-of-thought to first understand the video and classify the type of response, and then generate the commentary. However, we find such approaches still distant from practical commentary.
- We evaluate several open-source pre-trained Video LLMs as baselines and fine-tune Video-LLaVA and Chat-UniVi-1.5 on CommentarySet, boosting their performance by 8% and 6%, respectively. SCORES demonstrates significant limitations in existing models' capabilities in performing sports commentary generation.

## 2 Related Works

### 2.1 Benchmarking Video LLMs

Recently, the emergence of numerous Video LLMs, such as VILA-1.5 Lin et al. (2024), LLaVA-NeXT-Video Liu et al. (2024a), Video-LLaVA Lin et al. (2023), InternVL Chen et al. (2024b) and LongVA Zhang et al. (2024), have been proven to be effective in solving various downstream tasks. Consequently, various benchmarks, based on different evaluation dimensions, have been introduced to evaluate their performance. Previous works like Perception Test Pătrăucean et al. (2023), EgoSchema Mangalam et al. (2023), and TempCompass Liu et al. (2024c) have focused on specific aspects of the models' capabilities, such as spatial understanding and temporal comprehension. More recent works, including Video-Bench Ning et al. (2023b), Video-MME Fu et al. (2024), MMBench-Video Fang et al. (2024), MVBench Li et al. (2024) and LVBench Wang et al. (2024), evaluate models by defining task-specific hierarchical capability taxonomy of the model and adopts longer videos. However, current works do not focus on evaluating the ability to understand more comprehensive and less perceptible visual information and fail to evaluate their temporal memory ability. Besides, their metrics are based on the explicit features or QA pairs, which fall short of the ability to evaluate our task with implicit conceptions.

### 2.1.1 Sports Video Datasets

Sports videos for video captioning models represent a branch within video understanding tasks, with numerous datasets and benchmarks proposed for various sports and tasks. Datasets such as TenniSet Faulkner and Dick (2017), FineGym Shao et al. (2020), P2A Bian et al. (2024), and SoccerNet Deliège et al. (2021) provide detailed labels for technical actions and events in the games. Specifically, datasets like TenniSet, FineGym, and P2A contain a large number of standardized labels about on-field events or the description of on-field player actions. Another type of research focuses on interactions between athletes, exemplified by SportsHHI Wu et al. (2024), which focuses on athletes' location and interaction classification tasks for sports videos. Although these datasets provide data for sports video recognition tasks of Video LLMs, there is still a lack of commentary-based sports videos, which is exactly what our newly proposed dataset addresses.

### 2.1.2 Video Captioning on Sport Videos

In the field of sports video, the datasets mentioned in the previous section also serve as datasets for the sports video captioning task, offering real-time labels for sports videos. The datasets for these captioning tasks provide time stamps and specific captions for the video clips which Video LLMs are required to generate captions for. The structure of a dataset directly influences the evaluation dimensions and the methods used. Sports datasets like SoccerNet Deliège et al. (2021) and SportsHHI Wu et al. (2024) have evaluated models' abilities in event understanding or interaction recognition tasks within sports videos. These captioning tasks assess models from a textual perspective such as feature or N-gram similarity. Despite advancements in datasets and benchmarks for technical actions and interactions, there remains a need for a comprehensive sports dataset and benchmark for commentary-based captioning - whose particularity has been mentioned above. That's why we've come up with a new commentary benchmark to measure this ability.

## 3 Evaluation & Metric

In this section, we first define the task of sports commentary, highlighting its distinctions from conventional video captioning tasks. Subsequently, we present our novel six-dimensional metric, SCORES, tailored for this task, compared with traditional metrics and the vanilla GPT-based method. Finally, we provide an in-depth description of our GPT-based evaluation method, grounded in the six-dimensional metric.

### 3.1 Task Definition

Sports commentary provides descriptions, analysis, and insights to enhance the viewing experience with detailed information, tactical breakdowns, and highlights. The task involves providing a video input and a prompt to the model. The demanding output is the corresponding commentary.

Unlike traditional video captioning, which only focuses on describing visual content, sports commentary requires not only accurate event descriptions but also timely, emotionally resonant narration that aligns with the game's pace and context. For example, when game intensity is relatively low, commentators may provide tactical analysis or details of the players or the teams, while remarkable plays might trigger emotionally charged reactions like "What a goal!" and "Amazing!" Fig. 2 illustrates the difference between caption and commentary.

### 3.2 SCORES

Having established the definition of our task and distinguished it from video captioning, we now explain the rationale for our novel metric. We first compare it with traditional captioning metrics to demonstrate its necessity, followed by a comprehensive introduction to the six-dimensional metric.

#### 3.2.1 Why Propose a New Metric

Existing benchmarks for Video LLMs mostly deploy metrics designed for either QA or multi-QA tasks, which are unsuitable for our task. Meanwhile, the metrics currently used for video captioning tasks fail to fully accommodate our specific requirements.

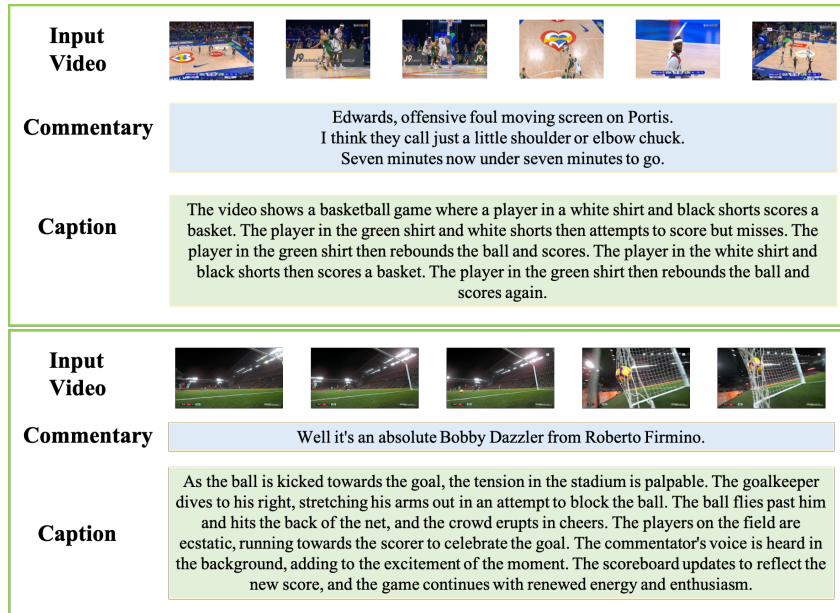


Figure 2: **Distinctions between Caption and Commentary.** Although captioning provides precise visual descriptions, commentary delivers dynamic, context-rich, and emotionally resonant narration.

To be more specific, traditional metrics (e.g. **BLEU** Papineni et al. (2002), **ROUGE\_L** Lin (2004), **METEOR** Banerjee and Lavie (2005), **CIDEr** Vedantam et al. (2014) and **SPICE** Anderson et al. (2016)) primarily evaluate the lexical or structural similarity between generated texts and reference texts, focusing on aspects like n-gram overlap, sequence matching, and semantic accuracy. However, they do not capture the model’s ability to understand fine-grained professional details, temporal dynamics, or human emotions in commentary. Apart from that, compared to the vanilla GPT approach, which directly evaluates the generated commentary based on ground truth, our method not only provides a more detailed and fine-grained scoring standard for GPT but also allows for a more intuitive demonstration of the model’s capabilities across different dimensions.

Detailed experimental demonstrations of comparison are included in the Sec. 5.3.1.

### 3.2.2 Details of SCORES

To address the limitations of traditional metrics and better evaluate the multifaceted nature of sports commentary, we propose our novel six-dimensional metric, **SCORES** (Situation, taCtic, emOtion, backgRound, key Events, techniques), to be specific:

1. **Key Events Caption:** This dimension assesses the model’s ability to accurately detect and describe significant events, such as scores, turnovers, fouls, and substitutions, reflecting its proficiency in real-time event detection and textual articulation.
2. **Technical Detail Analysis:** It evaluates models’ capacity to analyze and explain player actions, such as passing and shooting techniques, reflecting its fine-grained visual understanding capability and contextual knowledge integration.
3. **Background Information Interpretation:** This dimension measures the model’s ability to integrate visual and textual information about players’ and teams’ histories, characteristics, and performance, which demonstrates its contextual knowledge integration and deep understanding of visual information(e.g. game intensity and event frequency).
4. **Tactical Analysis:** It assesses the model’s skill in interpreting and explaining team strategies, formations, and in-game tactical adjustments by analyzing visual inputs and conveying these insights through commentary, highlighting its temporal understanding of game dynamics.
5. **Match Situation Interpretation:** This dimension evaluates the model’s ability to interpret the current state of the match, such as the score and momentum, through visual cues and predict its likely progression, providing dynamic situational insights.

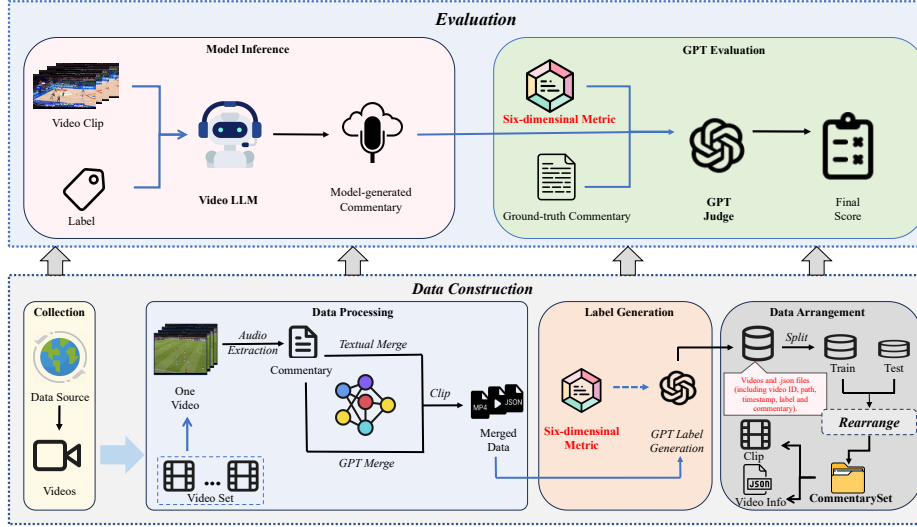


Figure 3: **The overall framework of SCBench.** SCBench consists of two parts: the construction of CommentarySet and our GPT-based evaluation.

Table 1: Commentary statistics of our proposed dataset across different sports domains.

Domain	Clip Num	Avg Duration	Commentary Length	Commentary Freq	Source
Total	5,775	14.5s	30.14	45.73	-
Athletics	1,383	18.38s	44.77	30.44	IAAF Gold Label Road Races, IAAF Diamond League
Basketball	1,613	12.06s	23.36	26.18	2023 FIBA Basketball World Cup
Soccer	696	10.26s	19.79	70.51	English Premier League
Gym	1,153	16.49s	34.68	67.61	2015/2016 World Gymnastics Championship, etc.
Table Tennis	719	9.96s	20.63	31.7	2019-2022 World Cups
Tennis	211	26.27s	27.86	141.92	2012 London Olympics

6. **Emotional Expression:** It measures the model’s ability to detect emotional elements from visual data, such as player reactions and crowd energy, and effectively express these emotions in text to engage the audience emotionally.

### 3.3 GPT-based Evaluation

Built upon the SCORES, we propose a novel GPT-based evaluation method tailored for sports video commentary, as shown in Fig. 3. Before evaluation, we need to generate labels for our data according to the six-dimensional metric, which is introduced in Sec. 4.1. Here, we provide a detailed overview of evaluation processes.

Table 2: Comparison of different datasets across different sports domains. **Avg Duration** is the average duration of all clips in the sport

Dataset	Domain	Clip Numbers	Avg Duration
TennisSet	Tennis	3,568	1.08s
FineGym	Gymnastic	4,885	8s
FSN	Basketball	2,000	-
SoccerNet-caption	Soccer	942	238s
CommentarySet (ours)	Multiple sports	5,775	14.5s

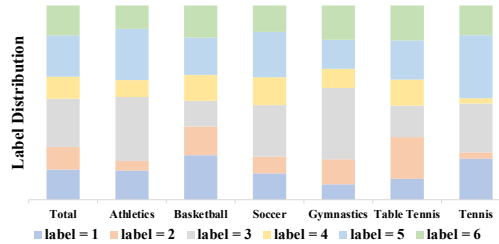


Figure 4: Distribution of the labels

The evaluation process could be divided into two stages: Model Inference and GPT Evaluation. In the first stage, we employ a three-tier prompt structure of **task definition - corresponding metric definition - task requirement**: For each video clip, we first provide the model with the definition of our task, followed by the definition of the SCORES label for that clip. Finally, we input the task requirement into the model. As for **GPT Evaluation**, we input both the ground truth and model-generated commentary into our GPT judge, instructing it to evaluate the generated commentary based

on the ground truth and the perspectives of the labels. The evaluation yields a score from 0 to 10, with 0 indicating very poor quality and 10 representing perfection.

## 4 Dataset

Our goal is to advance research in the field of sports video commentary by introducing a challenging benchmark with professional commentary annotations. To this end, we have developed the fine-grained **CommentarySet**, which contains 5775 high-quality(1080P) sports video clips. Each video is well annotated, and the overall dataset structure will be discussed in the next section.

### 4.1 Dataset Construction

**Data Structure** To better evaluate sports video commentary, we create a novel dataset called **CommentarySet** for SCBench, containing a total of 5,775 clips, with 4,908 in the training set and 867 in the test set, the comparison with other datasets is shown in Tab. 2. Part of the clips is selected from FineGym Shao et al. (2020) and TenniSet Faulkner and Dick (2017). Specifically, **CommentarySet** includes clips from six types of sports, along with their corresponding timestamps in the original videos. The necessary information on the six sports we selected is shown in Tab. 1. Moreover, each clip is accompanied by carefully selected English commentary text, which can serve as a ground truth label in sports commentary evaluation. To implement the evaluation metrics proposed in this paper, we also provide each clip with precise six-dimensional labels. Additional information about **CommentarySet** is shown in supplementary material.

**Dataset Creation Process** To create **CommentarySet** and ensure the reliability, professionalism, and accuracy of the video resources and commentary, we follow the pipeline below for dataset creation, as shown in Fig. 3:

- 1. Collection:** We collect a large number of high-definition sports videos with original English commentary from various sports and events available online and extracted the English commentary from the original audio, preserving their corresponding timestamps.
- 2. Merging:** The commentary sentences obtained from the Collection process are fragmented. So, we add a process to merge them. To be specific, let the previous and current commentary be  $Com_1$  and  $Com_2$  respectively, and let their time stamps be  $[b_1, e_1]$  and  $[b_2, e_2]$ . The merged commentary and its time stamp can be obtained using the following formula:

$$\text{New Com} = Com_1 + Com_2 \tag{1}$$

$$\text{New Time Stamp} = [b_1, e_2] \tag{2}$$

Regarding the determination of whether two commentaries should be merged, we conduct the following two-stage decision process:

**Stage 1 Textual Merging:** We use the sentence encoder to encode the sentences and then apply cosine similarity to merge commentary with high textual similarity such as repetitive cheers or consecutive sentences describing the same content. To be specific, the similarity (Sim) is calculated using the cosine similarity. After obtaining Sim, we simply decide whether to merge according to the following formula:

$$Action = \begin{cases} \text{Merge} & \text{if Sim} > \text{threshold} \\ \text{Separate} & \text{else} \end{cases} \tag{3}$$

where the threshold is set to 0.7 as our experimental choice.

**Stage 2 GPT Merging:** Some segments with continuous semantic meaning but no textual overlap remained. We use GPT-4o-mini to judge whether to merge consecutive commentary segments, the prompt would be shown in supplementary material. This is applied to segments where there exists a logical connection and describes the same topic.

**3. Slicing:** Before slicing, we manually refine the timestamps. The full sports match videos are sliced according to the timestamps, generating clip-commentary pairs.

**4. Six-Dimensional Label Generation:** Finally, we use GPT-4o-min to classify the semantic content of the commentary. Each commentary sentence is categorized into one or more of the six dimensions mentioned in the metric section.

Table 3: **Performance of Video LLMs.** Including the pre-trained models and the fine-tuned models. "ICL" indicates utilizing the ICL fine-tuning dataset while "CoT" indicates using the CoT training set.

Model Name	Model Params	Traditional Metric		SCORES in each sport event (0-10)						SCORES (0-10)
		BLEU(0-100)	CIDEr(0-1)	Table Tennis	Basketball	Soccer	Gym	Tennis	Athletics	
Mini-InternVL-Chat-4B-v1.5	4B	0.44	<b>0.12</b>	4.98	4.42	4.18	4.36	4.54	4.20	4.40
Video-LLaVA	7B	0.67	0.08	2.65	2.56	2.33	2.97	2.17	2.25	2.55
LongVA	7B	0.39	0.1	4.80	3.59	3.59	3.79	3.83	3.82	3.85
LLaVA-NeXT-Video	7B	0.35	0.1	4.77	4.39	4.22	4.24	4.28	3.65	4.20
Chat-UniVi-1.5	7B	0.56	0.11	3.67	3.48	2.96	3.68	2.70	3.08	3.37
Kangaroo	8B	0.83	0.01	1.60	1.64	1.70	1.97	2.02	1.89	1.79
VILA	34B	0.66	0.09	3.83	3.42	3.24	3.78	3.00	2.92	3.40
InternVL-Chat-2	<b>40.1B</b>	0.32	0.11	<b>5.92</b>	<b>5.50</b>	<b>5.42</b>	<b>5.31</b>	<b>4.98</b>	<b>5.29</b>	<b>5.44</b>
Video-LLaVA-ICL	7B	2.11	0.06	2.76	2.70	2.16	3.01	2.98	2.60	2.70
Chat-UniVi-1.5-ICL	7B	<b>2.57</b>	0.06	3.66	3.57	3.03	3.79	2.81	3.04	3.42
Video-LLaVA-CoT	7B	1.51	0.05	2.40	3.00	2.61	2.77	3.64	2.67	2.77
Chat-UniVi-CoT	7B	1.44	0.06	2.44	3.78	3.47	3.92	3.42	3.62	3.57

## 4.2 Statistic Analysis & Comparison

This section will primarily present specific statistical information about CommentarySet. We will also demonstrate that CommentarySet is a more suitable dataset for our proposed SCBench compared to other existing sports video captioning datasets, offering greater comprehensiveness and accuracy. Tab. 1 fully showcases the specific parameters within CommentarySet.

**Diversity** The six sports included in CommentarySet are carefully selected to ensure strong diversity. As shown in Tab. 1, the six selected sports exhibit significant diversity in terms of match speed, player density, commentary length, and commentary frequency. For instance, the average duration of table tennis clips is the shortest at just **9.96s**, while athletics, gymnastics, and tennis have clip lengths **1.5 to 2** times longer, reflecting faster match paces and shorter commentary content. In terms of commentary frequency, basketball has the highest frequency, while soccer and tennis have relatively lower frequencies, correlating closely with the frequency of events occurring on the field.

**Commentary Style** Commentary style is another critical aspect. The content and focus of commentary vary across different sports, which motivates our proposal of SCORES. Through the analysis of the distribution of the six labels across sports, as shown in Fig. 4, we have observed distinct commentary styles. For example: In basketball, key event captions account for 44.33%, indicating continuous on-field events; In gymnastics, 61.84% of the commentary includes Background Information Interpretation, as commentators frequently introduce each participating athlete. The diversity of sports leads to diverse commentary styles, which is quantitatively reflected in the distribution of labels across different sports. CommentarySet includes data on commentary styles across different sports, serving as a foundational reference for commentary generation tasks, a unique statistical concept compared to other datasets.

## 5 Experiments

We conduct extended experiments which could be divided into two main parts. First, we evaluated the zero-shot commentary capabilities of multiple open-source Video LLMs on our SCBench. Subsequently, we assessed the effects of ICL Brown et al. (2020) and CoT Wei et al. (2023) methods on fine-tuning Video-LLaVA and Chat-UniVi, which are the baseline models. In this section, we first introduce our experiment settings, including model selection and hyperparameters. Then we present quantitative results for both zero-shot experiments and fine-tuned models. Finally, we present a detailed visualization, analysis, and case study of the experimental results across different models and fine-tuning methods.

### 5.1 Settings and Configurations

All the experiments are conducted on 8 A800 GPUs. We perform evaluation on eight open-source pre-trained Video LLMs, including VILA Lin et al. (2024), Video-LLaVA Lin et al. (2023), LongVA Zhang et al. (2024), LLaVA-NeXT-Video Liu et al. (2024a), Kangaroo Liu et al. (2024b),



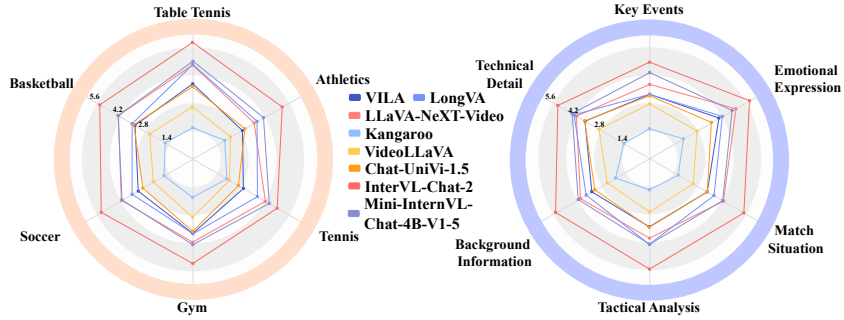


Figure 5: Model Performances on Six Sports (left) and Six-Dimensions in SCORES (right) tasks

Chat-UniVi-1.5 Jin et al. (2024), InternVL-2 Team, and Mini-InternVL-v1.5 Gao et al. (2024), as well as two fine-tuned models, which are Video-LLaVA and Chat-UniVi-1.5.

As is illustrated in the section 3.3, the evaluation process is divided into two main stages: Model Inference and GPT Evaluation. In the Model Inference stage, we follow their official configurations and try to use more frames and more maximum output tokens for commentary generation. To be more specific, for InternVL-2, Video-LLaVA, VILA, and Kangaroo, the maximum number of new tokens is set to 512. For the number of sampled frames, both LLaVA-NeXT and LongVA are set to 32 frames. For GPT Evaluation, we utilize *GPT4o-mini* model as our judge, with the temperature set to 0.1. As for fine-tuning, we follow the official document for full-parameter tuning and set the learning rate marginally lower. Detailed settings and prompts are shown in the supplementary material.

## 5.2 Quantitative Results

**Zero-shot Model Performance** To comprehensively evaluate the performance on our SCBench, we conduct extensive experiments on the eight aforementioned pretrained Video LLMs, the result is shown in Tab. 3. Overall, InternVL-2, with **40.1B** parameters, perform the best, achieving a score of **5.44**, surpassing second-best, Mini-InternVL-Chat-v1.5, by **1.04**. Following this, LLaVA-NeXT-Video, LongVA and VILA score **4.20**, **3.85** and **3.40**, respectively. Our evaluation is based on SCORES. So we calculate the models’ performance in all six dimensions and create a six-dimensional radar chart, as shown in Fig. 5, showing the comprehensive performance of models. Additionally, as the models show varying strengths across different sports, we also create a six sports radar chart in Fig. 5 to show models’ performance across different sports types. For example, Video-LLaVA excels in gymnastics, outperforming its score in table tennis by **0.32** and LongVA stands out in the table tennis task, achieving a score of **4.80**, but falls short in other types of sports. The strengths across different sports highlight the models’ specific capabilities mentioned in the dataset section.

**ICL & CoT Fine-tuning** We propose two methods of fine-tuning and evaluate them with Video-LLaVA and Chat-UniVi on our SCBench:

- 1. In-Context Learning (ICL) Fine-tuning:** In-Context Learning refers to the ability to perform specific tasks by leveraging contextual information embedded within the prompt. In our fine-tuning, We structure the fine-tuning QA setup similar to the prompt format used in Model Inference, instructing the model to directly generate commentary based on the video, task definition, and the perspectives of the ground truth metrics, intended to enhance the model’s comprehension of the task and the metric perspectives and align the characteristics of the metric dimensions with the generated commentary.

- 2. Chain-of-Thought (CoT) Fine-tuning:** Chain-of-Thought (CoT) is a prompting technique that enhances models’ reasoning by breaking down complex problems into smaller steps. In fine-tuning, we format the training data to require the model to analyze the video, task definition, and all metric perspectives to first identify the relevant perspective before generating commentary. This approach, which is more challenging than providing a specific metric dimension, aims to encourage the model to emulate human reasoning in commentary, enhancing coherence and conciseness.

The scores of fine-tuned models are demonstrated in Tab. 3. The results indicate that both fine-tuning methods enhance the model’s performance, with CoT providing a more substantial improvement. Specifically, CoT increased performance by **8%** on Video-LLaVA and **6%** on Chat-UniVi, while ICL improved performance by **6%** and **1.5%**, respectively. However, although the model’s performance

has improved, the score doesn't increase as significantly as observed in other tasks (for instance, the best-performing fine-tuned model still does not surpass LongVA or Mini-InternVL). We'll illustrate this point in the next section.

### 5.3 Analysis

We perform analysis and ablation studies to further demonstrate the superiority of our metric over traditional metrics. Apart from that, we discuss the possible factors that influence the zero-shot and fine-tuned models' performance. Additional experiments and discussions are shown in the supplementary material.

#### 5.3.1 Metric Validation

**Comparison with Traditional Metric:** In Sec. 3, we theoretically demonstrate the necessity of proposing a new metric for sports commentary tasks. We further conduct experiments using BLEU and CIDEr to evaluate different models, as shown in Tab. 3.

The results indicate that traditional metrics yield low scores across all models (BLEU scores below 1, CIDEr scores around 0.1), making it challenging to distinguish model performance. In contrast, SCORES offers a more nuanced evaluation, effectively and distinctively measuring the model's capabilities. For example, although InterVL-Chat-2 has the lowest BLEU score and a relatively low CIDEr score, our metric highlights its superior performance across all sports categories.

**Results of Human Evaluation:** To better validate the advantages of our metric, we recruited a total of 36 human evaluators to conduct our user study. The evaluators were shown the ground truth commentary and two commentaries generated by different models (commentary 1 and commentary 2). Evaluators give a choice for each sample, with A representing a preference for *commentary 1*, B indicating a tie, and C representing a preference for *commentary 2*. We took the most frequent choice as the final result for each sample. Similarly, for other metrics, the results were also categorized into three choices: A, B, and C by comparing the scores, as shown in Fig. 6.

We compare the human-produced results with SCORES and three previous metrics (Vanilla LLM, BLEU, and CIDEr), as shown in Fig. 7. The results show that the overlap rate between our metric and human decisions is 60%, about 1.5x higher than the overlap rate of the best previous method, Vanilla LLM. Furthermore, the overlap rate of Vanilla LLM's results is very close to that of CIDEr, indicating that LLM itself does not perform better than traditional NLP metrics. It is the improvement brought by our proposed SCORES to LLMs that enhances its performance in evaluating commentaries.

#### 5.3.2 Zero-shot vs Fine-tune

It is important to note that our evaluation method is essentially designed to leverage the ground truth commentary and the definitions of SCORES to enable our GPT judge to assess the accuracy and completeness of key information in the model-generated commentary, while evaluating the stylistic coherence of the model's commentary with the ground truth, thus yielding an overall score.

Grounded on this, we can interpret many of our experimental results. For zero-shot models, we observed that InternVL-2 achieved significantly higher scores than other models. Upon examining its generated commentaries, we find out that its outputs were notably longer, indicating that it captures more concise and accurate key visual or background information. Apart from this, in the case of fine-tuning, the two methods we proposed primarily enable models to comprehend the stylistic elements of the ground truth commentary and the specific content in SCORES. However, these methods do not enhance the models' ability to capture pivotal visual or background information, which explains the reason for the fine-tuned models' underperformance compared with zero-shot models. Therefore, we believe that establishing a keyword repository for the model to perform Retrieval-Augmented Generation (RAG) Lewis et al. (2021) or employing methods such as VisCoT Shao et al. (2024) to enhance the model's ability to capture visual information would be key strategies for further improving the model's commentary capabilities.

## 6 Conclusion & Limitations

In this paper, we introduce a novel benchmark named **SCBench** for Video LLMs, focusing on the complex task of sports video commentary. We develop CommentarySet, a dataset comprising 5,775 annotated clips across six sports categories, and propose a six-dimensional metric, SCORES,

**Ground Truth Commentary:** "Cheng had been the world leader before this competition started."

**Commentary 1:**  
"Cheng Chao Tsun, the man who's been in great form in 2019."

**Commentary 2:**  
"So, we have Cheng, the Olympic champion from Rio, the silver medalist from London, the four-time national champion from China."

**A:** Prefer 1 🙌 | **B:** About the same 😐 | **C:** Prefer 2 🙌

Figure 6: An example question and choices from the user study

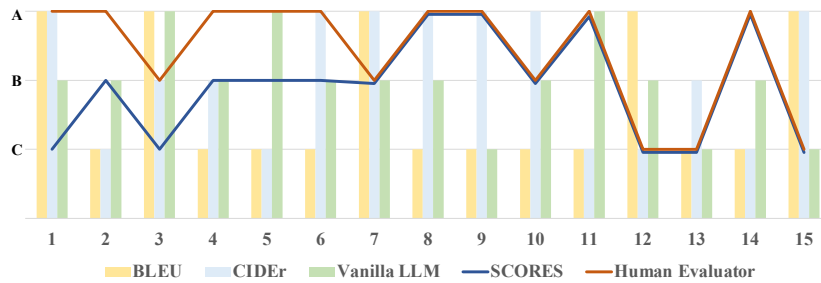


Figure 7: **Results of user study (15 samples)**. Bars represent traditional metrics (BLEU, CIDEr, Vanilla LLM), while the line represents our SCORES and human evaluators (the dark red part is the overlap).

specially designed to evaluate the task. Our experiments reveal significant limitations in the competence of current models and fine-tuning methods, providing a foundation for advancing Video LLMs' capabilities in complex visual understanding and text generation.

There are two main limitations. First, we have not yet tested SCBench on closed-source Multimodal Large Language Models (MLLMs) that cannot directly process video data, such as GPT-4V and Gemini-1.5 Pro. In previous works, these MLLMs often achieved SOTA, surpassing Video LLMs. We anticipate that Video LLMs could eventually outperform these MLLMs, and we hope that our work will provide new insights for future research. Besides, our proposed fine-tuning methods currently fail to effectively address the fundamental issues of the current model, highlighting the need for future structural improvements.

## Acknowledgements

This work was supported by the National Natural Science Foundation of China (62476011).

## A Overview

The following aspects are included in the supplementary material:

- Extended Related Work
- Supplementary Experiment Details and Analysis
- Additional Information About CommentarySet
  - File Structure
  - Benchmark Comparison

- Further Discussion
- Extended Limitations

## B Extended Related Work

### B.1 Metrics for Benchmarking VideoLLMs

In the current benchmarks of Video LLMs, many different metrics have been used. Therefore, we add this section to discuss the metrics employed in these works.

In terms of evaluation metrics, most benchmarks, have used QA tasks for assessment. These studies involve extensive manual annotation of videos to create QA pairs. There are two exceptions: one is Youku-mPLUG Xu et al. (2023), and the other is TempCompass Liu et al. (2024c). Youku-mPLUG generates captions for given videos, which are evaluated using traditional NLP metrics like BLEU, METEOR, and ROUGE. Conversely, TempCompass evaluates MLLMs by curating videos with candidate caption components, requiring VideoLLMs to select appropriate textual elements and generate captions. Accuracy is assessed by backtracking from the generated captions to the originally chosen components with GPT. The above metrics are based on the explicit feature or QA pairs, which fall short of the ability to evaluate the sports commentary task with higher openness and more implicit meaning. In this case, there is an urgent need for a task-specific metric. That’s the importance of our proposed SCORES.

## C Supplementary Experiment Details

### C.1 Hyperparameters & Prompts

For more details of our experiment, we provide additional hyperparameters adopted during the experimental process, as shown in Tab. 4. Furthermore, we also provide the specific content of the prompt/system messages used at each step during our experiments, as detailed below:

First, we define the **Dimension Bank**, which includes the description of the six dimensions, and will be used repeatedly later:

#### **Dimension Bank:**

1. "Key Events Caption: Describe key events in the match, such as scores, turnovers, fouls, substitution etc.",
2. "Technical Detail Analysis: Explain the technical actions of the players, such as passing, shooting, defensive strategies, dribbling techniques etc.",
3. "Background Information Interpretation: Introduce the background, performance, and individual characteristics of the players or the history, performance records, and current competitive status of the teams.",
4. "Tactical Analysis: Explain the tactical arrangements and substitutions of the teams or analyze the execution of tactics by players and teams during the match.",
5. "Match Situation Interpretation: Analyze and interpret the current situation on the field, such as the score, trends, etc.; or predict the progression of the match.",
6. "Emotional Expression: Convey emotions through interjections or tone, such as 'Great shot!', 'Beautiful!', 'Oh no!', etc., or use vivid language and emotional delivery to enhance the audience’s sense of involvement and engagement."

#### **GPT merging**

System Message: "Sports commentary refers to the practice of providing live or post-event verbal descriptions, analyses, and insights about a sports competition by professional commentators. It aims to enhance the viewing experience for audiences by offering detailed information, tactical breakdowns, and highlights of the game. Your task is to assist users in determining whether two sequential commentaries should be merged into one based on their RELEVANCE and FLUENCY. Besides, if one commentary is very short, it is likely needed to be merged."

Prompt: "The current commentary is: [Current Commentary]; the next commentary is: [Next Commentary]. Should they be merged based on their RELEVANCE and FLUENCY? Respond with 'True' or 'False' ONLY."

### **GPT Label Generation**

System Message: "Sports commentary refers to the practice of providing live or post-event verbal descriptions, analyses, and insights about a sports competition by professional commentators. It aims to enhance the viewing experience for audiences by offering detailed information, tactical breakdowns, and highlights of the game. There are 6 main categories of commentary: [Dimension Bank]. Based on the given commentary, your task is help user select the most appropriate category(s) (one or multiple if applicable). For example, if the commentary is about emotional expression, you need to answer '5'; if it fits both real-time description and background information, you need to answer '1, 2'; if it does not fall into any of the given categories, answer 'None'."

Prompt: "The given commentary is: [Target Commentary]; what categories (or category) in the instruction fit(s) the commentary best? NO MORE THAN THREE SELECTIONS. Give me the answr directly, NO EXPLANATION."

### **Six-Dimensional GPT-Based Evaluation (SCORES)**

System Message: "Sports commentary refers to the practice of providing live or post-event verbal descriptions, analyses, and insights about a sports competition by professional commentators. It aims to enhance the viewing experience for audiences by offering detailed information, tactical breakdowns, and highlights of the game. There are [k] main categories of commentary: [chose k description from Dimension Bank according to the given label]. Based on the categories mentioned above, your task is to grade the model commentary to refer to the given ground truth commentary. Please grade the model commentary now, and ONLY GIVE ME ONE floating-point number between 0-10 and NOTHING ELSE.(0 means extremely bad and 10 means perfect)"

Prompt: "Here are the gt commentary and the model commentary: gt commentary: [GT Commentary]; model commentary : [Model Commentary] Please grade the model commentary now, and PLEASE ONLY GIVE me ONE floating-point number between 0-10 and NOTHING ELSE.(0 means extremely bad and 10 means perfect)"

### **Traditional GPT-Based Evaluation**

System Message: "Sports commentary refers to the practice of providing live or post-event verbal descriptions, analyses, and insights about a sports competition by professional commentators. It aims to enhance the viewing experience for audiences by offering detailed information, tactical breakdowns, and highlights of the game. Your task is to grade the model commentary referring to the given ground truth commentary, based on the similarity. Please grade the model commentary now,

and ONLY GIVE ME ONE floating-point number between 0-10 and NOTHING ELSE.(0 means extremely bad and 10 means perfect)"

Prompt: "Here are the gt commentary and the model commentary:  
gt commentary: [GT Commentary]; model commentary : [Model Commentary] Please grade the model commentary now, based on the similarity with gt commentary, and PLEASE ONLY GIVE me ONE floating-point number between 0-10 and NOTHING ELSE.(0 means extremely bad and 10 means perfect)"

### **Video LLMs Inference & ICL Training**

Prompt: "Sports commentary refers to the practice of providing live or post-event verbal descriptions, analyses, and insights about a sports competition by professional commentators. It aims to enhance the viewing experience for audiences by offering detailed information, tactical breakdowns, and highlights of the game. In this video, you should provide commentary based on the [k] categories mentioned below: [chose k description from Dimension Bank according to the given label]. IGNORE the commentator in the video COMPLETELY, which means your commentary should NOT include the commentator. Your task as a professional commentator is to provide commentary to enhance the viewer's understanding and enjoyment of the game. You should provide commentary based on the above mentioned several categories."

### **CoT Training**

Prompt: Sports commentary refers to the practice of providing live or post-event verbal descriptions, analyses, and insights about a sports competition by professional commentators. It aims to enhance the viewing experience for audiences by offering detailed information, tactical breakdowns, and highlights of the game. There are six possible perspectives you should focus on: (1) Key Events Caption: Describes crucial match events like scores, fouls, and substitutions. (2) Technical Detail Analysis: Focuses on player techniques and strategies such as passing, shooting, and defending. (3) Background Information Interpretation: Provides insights into player backgrounds and team histories, including performance records and current standings. (4) Tactical Analysis: Analyzes team tactics and player executions during the match. (5) Match Situation Interpretation: Discusses current match conditions and potential future developments. (6) Emotional Expression: Captures and conveys the emotional aspect of the game with interjections or emotive language to engage the audience further. Based on this sports video and the commentary perspectives mentioned above, provide a concise and coherent commentary.

Table 4: This section provides a detailed explanation of the hyperparameters used by the model. **Others** refers to certain hyperparameters specific to the model. The - symbol does not necessarily indicate that the model lacks this hyperparameter; rather, it means that the parameter is not explicitly set in the configuration.

Video LLMs	Max New Tokens	Temperature	Num Sampled Frames	Others
VILA	512	0.2	-	Num Beams = 1
LLaVA-NeXT-Video	-	-	32	Spatial Pooling Stride = 2, Spatial Pooling Output Channels = 1024
Video-LLaVA	512	0.2	-	-
Kangaroo	512	0.2	-	Top-p = 0.9
LongVA	-	-	32	32
Chat-UniVi-1.5	-	0.2	256(max)	num beams = 1, Top-p = none
Intern-VL-chat-2	-	-	-	Num Segments = 32, Input Size = 448
Intern-VL-Chat-1.5	-	-	-	Num Segments = 32, Input Size = 448

## C.2 Additional Experiment Analysis

### C.3 Comparison with Traditional Metrics

In the Analysis section of our experiment, we examined the advantages of our Metric compared to traditional NLP Metrics such as BLEU and CIDEr. However, we have not yet conducted a comparison with GPT evaluation without our proposed six-dimensions (A.K.A Vanilla GPT Evaluation).

The process of Vanilla GPT Evaluation is as follows: First, we provide the definition of sports video commentary task to the GPT judge. Then, for each video clip, we input both the ground truth commentary and the model-generated commentary. Finally, we ask the GPT to directly score the model-generated commentary based on its similarity to the ground truth. The detailed prompt is mentioned above.

In Tab. 6, we demonstrate the results of both NLP metrics and Vanilla GPT Evaluation. From the table, we can observe that while Vanilla GPT Evaluation exhibits a certain degree of consistency with our results in terms of model ranking, the scores produced by this method are very close to each other, making it difficult to clearly distinguish the capabilities of different models. Moreover, this method does not offer the possibility for more granular evaluation and analysis. In contrast, our approach not only assesses the overall performance of the models but also evaluates specific sub-abilities, such as the ability to express emotions, as demonstrated by the results under Label-6(Emotional Expression).

#### C.3.1 Analysis Cross Different Sports

The characteristics of each sport, including complexity, action frequency, and game pace, significantly influence how models perform in generating commentary

. Sports requiring detailed commentary, such as gymnastics and tennis, which have an average duration of 16.49 and 26.27 seconds with a commentary length of 34.68 and 27.86 words respectively, challenge models to maintain coherence over longer durations. Models like InternVL-Chat-2 excel in these sports, scoring **5.31** in gymnastics and **4.98** in tennis, demonstrating superior performance in processing long videos and generating extended commentary texts.

In fast-paced sports like table tennis and basketball which have shorter durations and higher commentary frequency, the model’s ability to process and comprehend dense events is challenged. LLaVA-NeXT-Video performs better in these two categories than tennis and gymnastics, indicating its excellence in comprehending dense events. Here we list more examples of the model-generated commentaries across six categories of sports in Fig. 10, 12, 11, 13, 14, 15,.

#### C.3.2 Comparison Between Zero-shot & Fine-tuned Models

We further present a more detailed comparison of the outputs from models fine-tuned with ICL and CoT training methods versus those of the zero-shot model, as shown in Fig. 8. As mentioned in the experimental section of the paper, the outputs from models fine-tuned using these two methods demonstrate a noticeable adoption of specific commentary styles compared to the zero-shot models. This is evident from the increased volume of specific content and reduced redundancy in the generated commentary. Additionally, the fine-tuned outputs are more detailed rather than general captions. However, compared to the ground-truth commentary, the fine-tuned outputs still exhibit issues such as inaccurate or incorrect information representation, and in some cases, even hallucinations (see the result of ICL in the upper part of Fig. 8). These observations indicate that further improvements at the structural level of the model are necessary to address these issues fundamentally, thereby enhancing the model’s ability to generate accurate and context-aware sports video commentary.

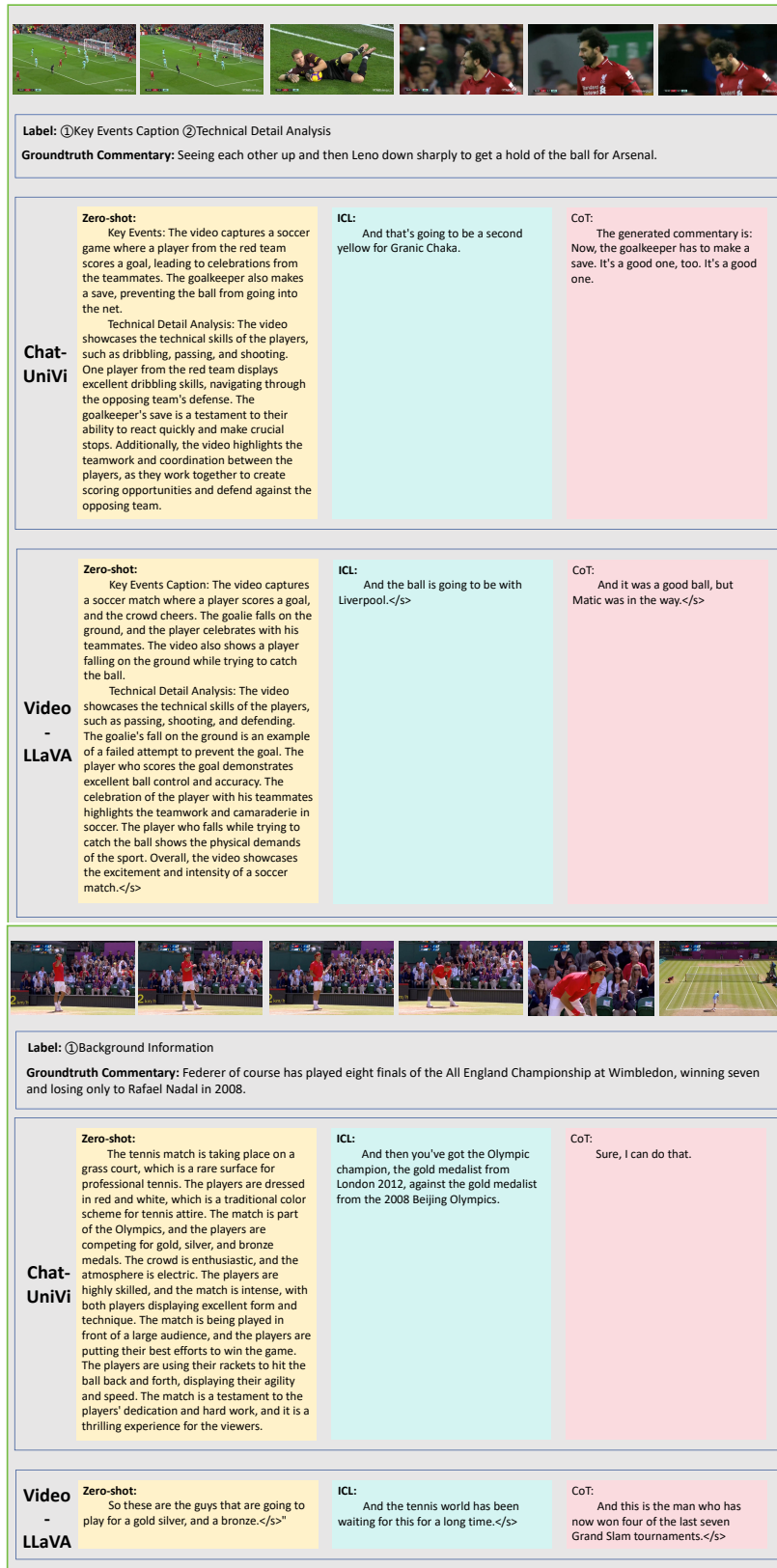


Figure 8: Examples of the comparison of the generated commentaries by zero-shot and fine-tuned models in soccer and tennis.



Table 5: The comparison of various benchmarks encompasses several key aspects: the number of clips (**Clips**), the average duration of the videos (**Average Duration**), the method of annotation (**Anno.**, M/A means the manually/automatic manner), the average number of prompt tokens (**Prompt Tokens**), whether the videos are sourced from a broad range of domains (**Multi-Domain**), and whether provide task specific multi-dimensional labels for the commentary (**Multi-Dimensional Label**).

Dataset	Clips	Average Duration(s)	Anno.	Prompt Tokens	Multi-Domain	Multi-Dimensional Label
MSRVTT-QA Xu et al. (2017)	2,990	15.2	A	8.4	✓	✗
MSVD-QA Xu et al. (2017)	504	9.8	A	7.6	✓	✗
TGIF-QA Jang et al. (2017)	9,575	3.0	A&M	20.5	✓	✗
ActivityNet-QA Yu et al. (2019)	800	111.4	M	10.2	✗	✗
NExT-QA Xiao et al. (2021)	1,000	39.5	A	25.3	✓	✗
MVBench Li et al. (2024)	3,641	16.0	A	27.3	✓	✗
Video-Bench Ning et al. (2023a)	5,917	56.0	A&M	21.3	✓	✗
EgoSchema Mangalam et al. (2023)	5,063	180.0	A&M	126.8	✗	✗
AutoEval-Video Chen et al. (2024a)	327	14.6	M	11.9	✓	✗
TempCompass Liu et al. (2024c)	410	11.4	A&M	49.2	✓	✗
Video-MME Fu et al. (2024)	900	1017.9	M	35.7	✓	✗
SCBench (ours)	5,775	14.5	A&M	207.9	✓	✓

#### C.4 Samples of the Human Evaluation Questionnaire

Here, we list and visualize some of the questions from the human evaluation questionnaire, including the ground truth commentary, commentary 1, and commentary 2, as shown in Fig. 9.

## D Additional Information About CommentarySet

### D.1 File Structure

In this section, we introduce the structure of CommentarySet:

- **CommentarySet**
  - **commentary**
    - \* `athletics_final.json`
    - \* `basketball_final.json`
    - \* ...
  - **video**
    - \* `athletics(category)`
      - `001(video_id)/5(clip_id).mp4`
      - `001(video_id)/7(clip_id).mp4`
      - ...
    - \* `basketball(category)`
    - \* ...
  - **test.json**
  - **train.json**

File `test.json` and `train.json` respectively contain the lists of samples in the test subset and the train subset. File `athletics_final.json` contains information related to each clip, detailed as follows:

- **id**: The id of the clip, where each clip has a unique id. The structure is "video\_id" + "-" + "clip\_id". For example, the clip with the id "003-992" in `athletics_final.json` represents clip 992 of video 003 in athletics.
- **category**: The sports category to which the video in the clip belongs.
- **timestamp** (`start_time` & `end_time`): The start and end timestamps of the clip in the original video.
- **text**: The ground truth commentary corresponding to the clip.
- **label**: The six-dimensional label corresponding to the clip.

Human Evaluation Question List (9 samples)	
<p><b>Ground Truth Commentary:</b> "He's now hit two pieces, after a disappointing start on floor, and that is going to definitely build his confidence."  <b>Commentary 1:</b> "We've got the likes of Claudia Fragabene, Amy Tinkler, and Rebecca Downey."  <b>Commentary 2:</b> "We're going to get two rounds of each gymnast, and the best score will count towards the team total."</p>	
<p><b>Ground Truth Commentary:</b> "So once again Del Potro saves break points and they change ends with him leading final second."  <b>Commentary 1:</b> "So here's Del Potro, Federer's opponent in the semifinal. He's got the winner's entrance, and he's coming out to play against Federer."  <b>Commentary 2:</b> "So Roger Federer has to work really hard to hold this game. He had to work hard to hold the second and third games of the third set against Juan Martin Del Potro in the semi-finals of Wimbledon in 2009. He won that match 3-6, 7-6, 2-6, 6-3, 6-5. So he has to work hard to hold this game."</p>	
<p><b>Ground Truth Commentary:</b> "Seeing each other up and then Leno Gao sharply to get a hold of the ball for Arsenal."  <b>Commentary 1:</b> "And he's got the double movement, the push on Lichstein, and the referee pointing to the spot."  <b>Commentary 2:</b> "Now, the goalkeeper has to be so focused and so ready to react to any shot or cross that the opponent might make."</p>	
<p><b>Ground Truth Commentary:</b> "Great finish by Horvette and look at that"  <b>Commentary 1:</b> "And the ball, again, it's a tough box out for both teams. And the ball just falls to Petrushev."  <b>Commentary 2:</b> "And again, it's those steps, the little baby steps, that are going to lead them in the right direction."</p>	
<p><b>Ground Truth Commentary:</b> "Back to a six point game. Oh, and the foul."  <b>Commentary 1:</b> "And the ball goes off Jackson and out of bounds with a foul. So the USA will start the second round with a 6-point lead."  <b>Commentary 2:</b> "So the USA is now out of timeout, down 49, coming out of the timeout to..."</p>	
<p><b>Ground Truth Commentary:</b> "I think it was a great win for Liverpool in a sense that a Liverpool of 18 months ago wouldn't have won that game."  <b>Commentary 1:</b> "He's been a great centre-back, he's been a great goalkeeper."  <b>Commentary 2:</b> "It's been a competition that's been good for England's Liverpool fans."</p>	
<p><b>Ground Truth Commentary:</b> "Really if you want to be looking towards Budapest, and Patterson, it was a brilliant breakthrough for his bronze medal in Birmingham."  <b>Commentary 1:</b> "We've got a very good field in this 200 metres."  <b>Commentary 2:</b> "He's been in good form so far in these early 5,000 metres of the year."</p>	
<p><b>Ground Truth Commentary:</b> "So really good to see him here as the ninth highest qualifier for this high bar final."  <b>Commentary 1:</b> "And this is a man who has had a very, very successful competition so far. He's had a couple of little errors in there, but nothing major."  <b>Commentary 2:</b> "The second highest in qualification, 12.5, the fourth strongest in qualifying, 13.1, the sixth strongest, 13.2, and the ninth strongest, 13.3."</p>	
<p><b>Ground Truth Commentary:</b> "Just got in ahead of Zebani, Nunggosi, and Bosey at least in lane 6."  <b>Commentary 1:</b> "The African athletes have been competing in the Southern Hemisphere."  <b>Commentary 2:</b> "So 469 seconds, a new personal best for Mudane."</p>	

Figure 9: Samples of our Human Evaluation Questionnaire

## D.2 Benchmarks Comparison

We compare the key elements of our dataset and benchmark with previous benchmarks, as shown in Tab. 5

## D.3 Further Discussin

Aside from the detailed description of the dataset provided in the article, in this section, we'll provide more points, including the importance of CommentarySet and its potential applications:

- CommentarySet is the first commentary task encompasses a wide range of sports. As mentioned in the article, existing datasets like TenniSet Faulkner and Dick (2017) and SoccerNet Deliège et al. (2021), which are sports video caption datasets, mainly focus on a single sport and do not provide commentary. Therefore, CommentarySet is an unprecedented dataset for sports video commentary tasks.
- This paper applies the dataset to Video LLMs, and it can also be used to Image LLMs and MLLMs. The task of generating commentary based on a given video and prompt can be transformed into other forms. For example, if we convert the video into a series of images and use ImageLLMs to generate commentary for these consecutive images, it can also be an extended task on CommentarySet. Therefore, CommentarySet supports more multimodal sports video commentary tasks, providing opportunities for future work.


Table 6: **Comparisson with Traditional Metrics** Models’ performance across different sub-tasks in CommentarySet evaluated by multiple metrics.

Model Name	Model Params	Traditional Metric			Average On Our Metric(0-10)
		BLEU(0-100)	CIDEr(0-1)	Vanilla GPT(0-10)	
Mini-InternVL-Chat-4B-V1-5	4B	0.43	<b>0.12</b>	2.95	4.40
Video-LLaVA	7B	0.67	0.08	2.07	2.55
LongVA	7B	0.39	0.10	2.67	3.85
LLaVA-NeXT-Video	7B	0.35	0.10	2.90	4.20
Chat-UniVi-1.5	7B	0.56	0.11	2.64	3.37
Kangaroo	8B	0.83	0.01	1.26	1.79
VILA	34B	0.66	0.09	2.74	3.40
InternVL-Chat-2	<b>40.1B</b>	0.32	0.11	<b>3.33</b>	<b>5.44</b>
Video-LLaVA-f-c	7B	2.11	0.06	2.18	2.70
Chat-UniVi-1.5-c	7B	<b>2.57</b>	0.06	2.52	3.42

- By using the six-dimensional analysis method like CommentarySet, we can conduct more in-depth research on commentary styles. For instance, by statistically analyzing a large amount of commentary material for a particular sport or commentator and calculating the proportions of the six dimensions, we can determine the tendencies in their commentary style. In this way, we might be able to mimic various commentary styles by pre-specifying the six-dimensional ratios for models while generating commentary.
- CommentarySet can also be applied in other research areas and tasks, such as human-computer interaction, real-time sports video commentary, and sports game commentary.

## E Extended Limitations

Except the limitations mentioned in the paper, our work has the following two limitations: First, although we proposed a feasible data collection method, the dataset we collected is relatively small and does not cover a diverse range of sports categories (currently limited to six types). Future work can expand the CommentarySet using our proposed method to include more sports types. Second, while we introduced two training methods, the commentary capabilities of the current models still lag behind human-level performance. Further research is needed to develop more effective model architectures or training methods to address this gap.



**Label:** ① Key Events Caption ② Background Information ③ Emotional Expression

**Groundtruth Commentary:** Well, good evening, everybody, and welcome. Slovenia with a chance right off the opening tip to get a dunk from Zoran Dragic, and it did not go down for him. So Canada, who lost that opening tip, now attacking the basket to the right, wearing the white uniforms. And Shai Gilgeous-Alexander, might be the MVP by the end of this tournament.

**Chat-UniVi:**  
 The video shows a basketball game being played on a court, with a group of men running up and down the court, trying to score points. The players are seen dribbling the ball, passing it to their teammates, and attempting to shoot it into the basket. The game seems to be quite intense, with both teams putting in their best efforts to win. The players are wearing their respective team uniforms, and the court is well-maintained with clear markings and a net. The video captures the excitement and energy of the game, with the audience cheering and shouting in the background. Overall, it is an engaging and thrilling video that showcases the skill and athleticism of the players involved in the game.

**Mini-InternVL-1.5:**  
**Key Events Caption:** "The game is in its early stages, with the Canadian team currently leading 2-0 against the Slovenian team. The Canadian team is on the offensive, with player number 2 making a strategic move towards the basket. The scoreboard shows that it's the 8th quarter, and the game is tied at 44-44. The Slovenian team is on the defensive, trying to block the shot. The Canadian team is leading in the quarterfinals, and the Slovenian team is trailing. The crowd is cheering, and the atmosphere is intense as both teams are giving their best performance."  
**Background Information Interpretation:** "The Canadian team has a strong track record in international basketball competitions, often showcasing their skills and teamwork. The Slovenian team, on the other hand, has been making a comeback in recent years, with their players demonstrating great determination and resilience. Both teams are known for their unique playing styles and strategies, making this match an exciting one to watch."  
**Emotional Expression:** "The tension is palpable as the Canadian team tries to maintain their lead. The Slovenian team is not giving up, and their determination is evident in their every move. The crowd is on the edge of their seats, cheering for their favorite team. This is a crucial moment in the game, and both teams are giving it their all to secure a victory."

**InternVL-2:**  
**Key Events Caption:** The game kicks off with a high-energy start as the Canadian team, dressed in white, and the Slovenian team, clad in blue, engage in a fierce battle for possession. The first quarter is marked by intense back-and-forth action, with both teams displaying exceptional ball handling and defensive strategies. In the opening minutes, the Slovenian team takes an early lead with a powerful drive to the basket, resulting in a successful layup. The scoreboard reflects the early advantage as Slovenia leads 2-0. The Canadian team responds with a strategic play, leading to a crucial three-point shot that brings the score to 2-3. As the game progresses, the Canadian team intensifies their offensive efforts, with a series of quick passes and agile movements. The crowd erupts in cheers as the Canadian player, number 2, executes a masterful drive, drawing a foul from the Slovenian defense. He steps up to the free-throw line, coolly sinking both shots, and bringing the score to 5-3 in favor of Canada.  
**Background Information Interpretation:** The Canadian team, known for their strong defensive play and teamwork, has been performing exceptionally well in the tournament. Led by their star player, number 2, they have consistently shown resilience and tactical prowess. On the other hand, the Slovenian team, with their dynamic offense and quick transition plays, has been a formidable opponent throughout the competition.  
**Emotional Expression:** The atmosphere in the arena is electric, with the crowd on the edge of their seats as both teams trade baskets. The tension is palpable as each possession becomes more critical. The Canadian fans, in particular, are ecstatic as their team takes the lead, their cheers echoing throughout the venue. The Slovenian fans, though disappointed by the early deficit, remain hopeful, cheering on their team with unwavering support. As the first quarter nears its end, the game continues to be a thrilling display of skill and determination. The players' expressions reflect the high stakes, with each shot and pass carrying the weight of the match. The audience is captivated, their emotions mirroring the ebb and flow of the game. In summary, the first quarter of this quarter-final match between Canada and Slovenia has been a rollercoaster of intense action, strategic plays, and emotional highs and lows. The Canadian team's resilience and the Slovenian team's dynamic offense have set the stage for what promises to be an unforgettable game.

**Kangaroo:**  
(B) 2

**LLaVA-NeXT:**  
**Key Events Caption:** The game is in full swing with both teams competing fiercely. The score is currently tied at 60-60. The defensive team has just committed a foul, giving the offensive team a chance to take a free throw. The offensive team has successfully made the free throw, taking the lead for the first time in the game. The defensive team has made a quick substitution, bringing in a new player to try and regain the lead. The offensive team has made a successful layup, extending their lead to 66-60.  
**Background Information Interpretation:** Both teams are evenly matched, with neither having a significant advantage in terms of overall performance. The players on the court are highly skilled and experienced, with many of them having played at the professional level. The teams have a long-standing rivalry, with each team determined to come out on top in this match. The current standings of the teams suggest that this game is a crucial match in the league, with both teams fighting for a chance to advance to the playoffs.  
**Emotional Expression:** The excitement in the arena is palpable as the crowd cheers on their respective teams. The players on the court are fully invested in the game, giving it their all as they fight for victory. The tension in the air is almost tangible as the game hangs in the balance, with both teams refusing to give an inch. The emotional rollercoaster of the game is truly captivating, with every twist and turn keeping the audience on the edge of their seats.


Figure 10: An example of the comparison of the generated commentaries in basketball. The sections highlighted in different colors represent the content corresponding to each label. The same applies to subsequent cases.

**LongVA:**  
 Certainly, I can provide a sports commentary based on the categories you've outlined. Please note that this commentary is purely fictional and not intended to reflect any real-time game events or specific players.  
**Key Events Caption:** The game has just tipped off with Team Red taking possession of the ball. Team Blue has executed a beautiful fast break, resulting in a layup for their leading scorer. A crucial moment in the game as Team Red's star player was fouled attempting a three-point shot, earning him three free throws. Team Blue's defense stepped up, forcing a turnover and leading to a quick counterattack that ended with a basket.  
**Background Information Interpretation:** Team Red is currently ranked second in the league, having won their last five games. Team Blue is looking to bounce back from a tough loss in their previous match, where they struggled defensively. Both teams have key players returning from injuries, adding depth and experience to their lineups.  
**Emotional Expression:** "Wow, what a start! Team Red really came out firing." "Team Blue's offense looks sharp tonight, but they need to be careful not to get too complacent." "This is a critical moment in the game, and both teams are feeling the pressure." "The crowd is on its feet, and it's clear that every point counts in this match."

**Video-LLaVA:**  
 Well, it looks like you got him on the arm. RJ Barrett and Nicholas with the arm.</>

**VILA:**  
 The video showcases a basketball game between two teams, one in white and the other in blue. The game is intense, with both teams displaying impressive skills and strategies. The white team scores first, followed by the blue team, and then the white team again. The players are highly skilled, with some making impressive dribbles and passes. The crowd is cheering loudly, adding to the excitement of the game. The players are also seen celebrating their scores, showing their passion for the sport. The game is being played in a large stadium, with a large audience in attendance. The atmosphere is electric, with the crowd cheering and clapping throughout the game. The players are also seen communicating with each other, discussing their strategies and motivating each other. Overall, it's a thrilling game that showcases the best of basketball.

Figure 10: An example of the comparison of the generated commentaries in basketball.



**Label:** ①Key Events Caption ②Technical Detail Analysis

**Groundtruth Commentary:** Seeing each other up and then Leno down sharply to get a hold of the ball for Arsenal.

**Chat-UniVi:**  
**Key Events:** The video captures a soccer game where a player from the red team scores a goal, leading to celebrations from the teammates. The goalkeeper also makes a save, preventing the ball from going into the net.  
**Technical Detail Analysis:** The video showcases the technical skills of the players, such as dribbling, passing, and shooting. One player from the red team displays excellent dribbling skills, navigating through the opposing team's defense. The goalkeeper's save is a testament to their ability to react quickly and make crucial stops. Additionally, the video highlights the teamwork and coordination between the players, as they work together to create scoring opportunities and defend against the opposing team.

**Mini-InternVL-1.5:**  
**Key Events Caption:** The match is currently at 5:32 of the 4th minute, with the scoreboard showing a 1-4 lead for the home team, Aston Villa, against the visiting team, Liverpool.  
**Technical Detail Analysis:** The player in the maroon jersey, likely a midfielder or forward, is in possession of the ball and appears to be making a run towards the right side of the pitch. His body language suggests he's looking for a passing option or a chance to make a forward run. The player in the light blue jersey, possibly a defender, is closely marking him, indicating a potential one-on-one situation. The player in the red jersey, likely a defender, is observing the play, ready to react to any changes in the situation. The player in the maroon jersey is also looking towards the goal, possibly assessing the goalkeeper's position and the goal area for any gaps to exploit. The player in the light blue jersey is in a defensive stance, with his body turned towards the ball and his feet positioned to challenge for possession. The player in the red jersey is also in a defensive position, with his body turned towards the play and his feet ready to move in any direction to intercept the ball or support his teammate.

**InternVL-2:**  
**Key Events Caption:** In this thrilling match between Liverpool and Arsenal, we witness a pivotal moment at the 54-minute mark. Liverpool, leading 4-1, is on the attack once again. A Liverpool player, wearing the number 10 jersey, skillfully maneuvers past Arsenal's defenders and takes a powerful shot towards the goal. The Arsenal goalkeeper, dressed in a dark kit, dives to his right in an attempt to block the shot, but the ball slips past him and finds the back of the net. The Liverpool players erupt in celebration, while the Arsenal players look dejected. The scoreboard now reads Liverpool 4, Arsenal 1.  
**Technical Detail Analysis:** The Liverpool player's technique in this goal-scoring opportunity is exemplary. His dribbling skills are on full display as he navigates through the Arsenal defense with precision and speed. The shot he takes is well-placed, catching the goalkeeper off-guard and leaving him with little chance to make a save. The goalkeeper's diving attempt, though valiant, is slightly late, and his positioning could have been better to cover the lower right corner of the goal. The Liverpool player's composure and accuracy under pressure are key factors in this goal, showcasing his high level of skill and tactical awareness.

Figure 11: An example of the comparison of the generated commentaries in soccer.

**Kangaroo:**  
(A) 1 0 0


**LLaVA-NeXT:**  
**Key Events Caption:** The match is in full swing with both teams competing fiercely. The Liverpool team has just scored a goal, taking the lead in the game. The goalkeeper from the opposing team has made a crucial save, preventing the Liverpool team from scoring again. The Liverpool team has made a substitution, bringing on a new player to replace an injured teammate. The game is being played in front of a large, enthusiastic crowd, adding to the excitement of the match.  
**Technical Detail Analysis:** The Liverpool team's midfielders have been working tirelessly to control the pace of the game and create scoring opportunities. The opposing team's defense has been solid, making it difficult for the Liverpool team to break through. The Liverpool team's forwards have been using a combination of speed and skill to outmaneuver the opposing team's defenders. The goalkeeper from the opposing team has shown excellent reflexes and positioning, making crucial saves to keep his team in the game. The Liverpool team's substitution has added an extra layer of depth to their attack, with the new player showing promising signs in his brief time on the field.

**LongVA:**  
 Certainly, I can provide a sports commentary based on the key events and technical details of the match without referring to any specific commentator. Here's an example of how I might describe the action:  
**Key Events:** The game is in full swing with both teams vying for control of the ball. We've seen some intense pressing from the home side, forcing the away team to retreat deep into their own half. A notable moment was when [Player Name] made a crucial interception, disrupting the opponent's attack.  
**Technical Detail Analysis:** On the right flank, we see [Player Name] demonstrating excellent ball control, keeping the ball away from the opposition's feet. Meanwhile, in the center of the pitch, [Player Name] has shown great vision, finding space and creating opportunities for his teammates with precise passes. The away team's defense is holding strong, but they're under pressure as the home side continues to push forward.  
 This commentary would be designed to engage viewers by providing insights into the unfolding action and the strategies employed by the players.

**Video-LLaVA:**  
**Key Events Caption:** The video captures a soccer match where a player scores a goal, and the crowd cheers. The goalie falls on the ground, and the player celebrates with his teammates. The video also shows a player falling on the ground while trying to catch the ball.  
**Technical Detail Analysis:** The video showcases the technical skills of the players, such as passing, shooting, and defending. The goalie's fall on the ground is an example of a failed attempt to prevent the goal. The player who scores the goal demonstrates excellent ball control and accuracy. The celebration of the player with his teammates highlights the teamwork and camaraderie in soccer. The player who falls while trying to catch the ball shows the physical demands of the sport. Overall, the video showcases the excitement and intensity of a soccer match.

**VILA:**  
 This video features a soccer match between two teams, one wearing red and the other in light blue. The red team is on the offensive, with a player in a red jersey controlling the ball and attempting to score. The light blue team's goalkeeper, dressed in a black jersey, is on the ground, having just made a save. The crowd in the background is cheering, indicating that the game is intense and exciting. The red team's player is wearing the number 11 jersey, and the goalkeeper is wearing the number 1 jersey. The field is well-maintained, with white lines marking the boundaries and goal areas. The players are moving quickly, showcasing their agility and skill.

Figure 11: An example of the comparison of the generated commentaries in soccer.



**Label:** ① Emotional Expression

**Groundtruth Commentary:** I'm sure he'll try again very soon. Robert Sabera here. Second attempt at 562. Oh.

**Chat-UniVi:**  
 Sure, I'll provide commentary based on the categories you mentioned.

**Mini-InternVL-1.5:**  
 As a professional commentator, I would provide the following commentary for the image:  
 The athlete in the black tank top is in the midst of a high jump, and it's clear that he's giving it his all. The crowd is on the edge of their seats, watching intently as he takes this leap. The tension is palpable as he soars through the air, and it's a testament to the skill and dedication required for this event. The scoreboard shows that he's currently in the lead, with a score of 522. The competition is fierce, and every jump counts. It's a thrilling moment, and we can't wait to see how this will play out in the end.

**InternVL-2:**  
 As the athlete sprints down the track, his determination is evident in every stride. The crowd is on the edge of their seats, their anticipation palpable. The tension builds as he approaches the pole vaulting area, and with a powerful leap, he soars over the bar. The crowd erupts in cheers as he lands gracefully on the mat. The athlete's relief and joy are evident as he raises his arms in triumph. This was a truly impressive display of athleticism and skill, and the crowd is left in awe of the incredible feat they just witnessed.

Figure 12: An example of the comparison of the generated commentaries in athletics.

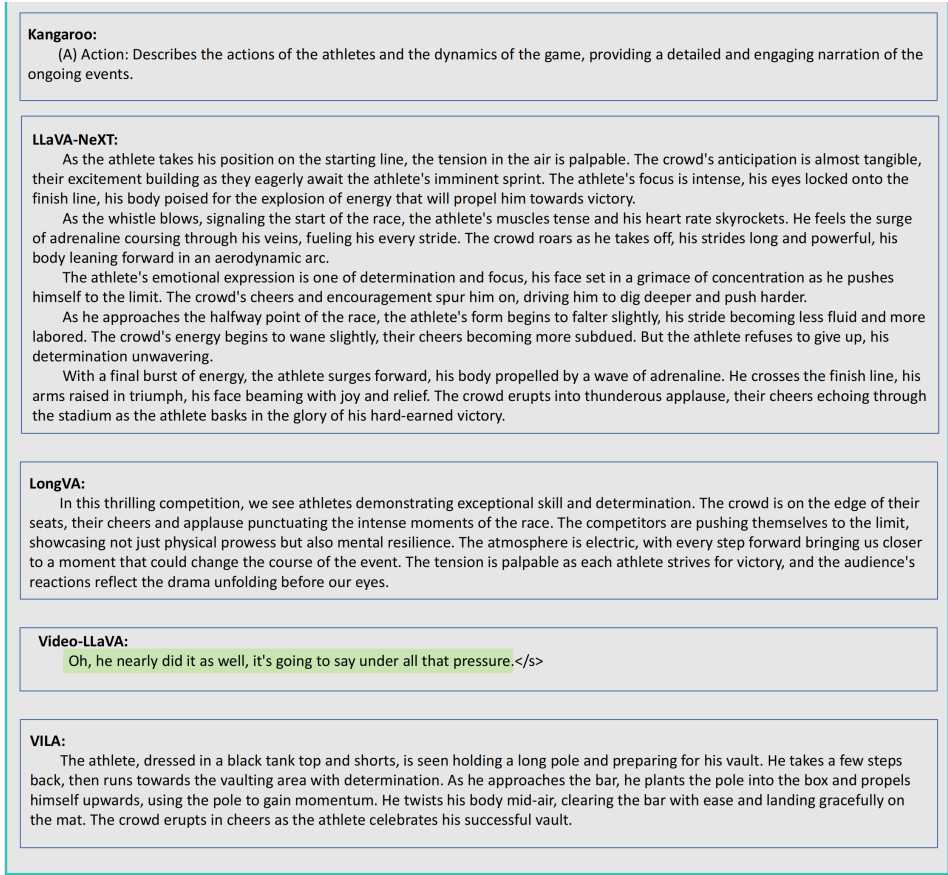


Figure 12: An example of the comparison of the generated commentaries in athletics.



Figure 13: An example of the comparison of the generated commentaries in tennis.

Games. This is a moment that will be remembered for years to come. Stay tuned for an exciting match!"

**InternVL-2:**  
 Welcome to the thrilling match at the London 2012 Olympics, where we witness a captivating tennis duel between two formidable players. Let's delve into the background and current standings of these athletes to enrich our understanding of the game.  
 First, let's focus on the player in the red shirt. This athlete, known for his exceptional skill and strategic prowess, has a storied career marked by numerous accolades. He has consistently ranked among the top players globally, showcasing his dominance in the sport. His performance record speaks volumes, with multiple Grand Slam titles under his belt, solidifying his status as a tennis legend.  
 On the other side of the net, we have the player in the blue shirt. This competitor, though relatively less experienced, has shown remarkable promise and tenacity. With a rising career trajectory, he has managed to secure several significant victories, earning him a spot among the rising stars in tennis. His current standing in the tournament is impressive, reflecting his growing prowess and determination.  
 As the match unfolds, the player in red demonstrates his tactical acumen by executing a powerful serve, which is met with a swift return from the player in blue. The crowd, visibly engaged, reacts with a mix of anticipation and excitement, their cheers echoing through the arena.  
 The scoreboard reflects a closely contested match, with both players displaying remarkable resilience and skill. The player in red, currently leading, is seen strategizing his next move, while the player in blue, undeterred, prepares to counter with his own tactical play.  
 This match is not just about the points on the scoreboard; it's a testament to the athletes' dedication, hard work, and passion for the sport. As we watch these two competitors battle it out on the court, we are reminded of the rich history and tradition of tennis, and the relentless pursuit of excellence that defines this Olympic event.  
 Stay tuned as we continue to provide in-depth commentary on this thrilling match, offering insights into the players' strategies, their performance history, and the unfolding drama of this Olympic tennis duel.

**Kangaroo:**  
 (B) Background Information Interpretation: Provides insights into player backgrounds and team histories, including performance records and current standings

**LLaVA-NeXT:**  
 In this scene, we see a professional tennis match in progress. The player in the red shirt is currently serving the ball. He is a seasoned professional with a strong serve and a powerful forehand. His opponent, dressed in white, is a skilled player known for his agility and ability to return challenging shots.  
 The match is taking place on a grass court, which is a favorite surface for many players due to its fast-paced nature and the unique bounce it provides. The players are using specialized tennis rackets and balls designed for this type of court.  
 The crowd in the stands is enthusiastic, cheering on their favorite players and adding to the electric atmosphere of the match. The players are focused and determined, showcasing their mental toughness and physical prowess.  
 As the player in red serves, we can anticipate a powerful and accurate shot, aiming to put his opponent on the defensive. The player in white will need to be ready to react quickly and strategically to counter the serve and maintain his position in the match.  
 Overall, this is an exciting match between two skilled players, showcasing the intensity and skill required in professional tennis.

**LongVA:**  
 Certainly, I can provide commentary based on the categories you've outlined. Please note that my commentary will be fictional and not based on any real event or player.  
**Background Information Interpretation:** We're looking at a high-stakes match between two formidable teams, each with a rich history of success in their respective leagues. Team A has been dominant this season, boasting an impressive win-loss record and a strong defense. On the other hand, Team B has shown resilience and adaptability, often surprising opponents with their strategic depth and individual player skills.  
**Player Performance Analysis:** The players on both sides are demonstrating exceptional athleticism and skill. The serve-and-volley style of Team A's main player is causing some difficulties for Team B's backcourt, while Team B's counterpunching serves are keeping the pressure on Team A's return game.  
**Tactical Breakdown:** Team A is employing a conservative baseline strategy, relying on their powerful groundstrokes to dictate play from the back of the court. Team B, however, is taking advantage of the gaps created by Team A's baseline play, using their speed and agility to create opportunities for quick points.  
**Highlight of the Match:** An incredible rally just concluded! Both players showcased their agility and shot-making abilities, exchanging blows with precision and power. It was a testament to the athleticism and competitive spirit of these athletes.  
**Post-Match Reflection:** This match was a thrilling display of tennis prowess. Each team had its moments of brilliance, and it was a true test of mental fortitude and physical endurance. The crowd was captivated by the intensity and skill on display, and it's clear that both teams have much to celebrate and learn from this encounter.  
**Closing Thoughts:** What a fantastic match! The level of play was consistently high, and every point mattered. It's a testament to the dedication and hard work of these athletes. We'll have to wait and see if either team can maintain this level of performance in future matches.  
**Outro:** And that's all from us today. Thank you for joining us for this exciting match. We hope you enjoyed our commentary and analysis. Stay tuned for more live sports coverage!

**Video-LLaVA:**  
 So these are the guys that are going to play for a gold silver, and a bronze.</s>

**VILA:**  
 The tennis match is taking place on a grass court, which is a surface known for its fast pace and low bounce. The player in the red shirt is wearing a headband, which is a common accessory for tennis players to keep sweat out of their eyes. The player in the blue shirt is wearing a cap, which is also a common accessory for tennis players to protect their eyes from the sun. The audience in the background is watching the match attentively, indicating that this is a significant event. The scoreboard shows that the player in the red shirt is leading the match, which suggests that he is playing well. The player in the blue shirt is likely trying to catch up and win the match. Overall, this is a competitive and exciting tennis match that is being watched by a large audience.

Figure 13: An example of the comparison of the generated commentaries in tennis.



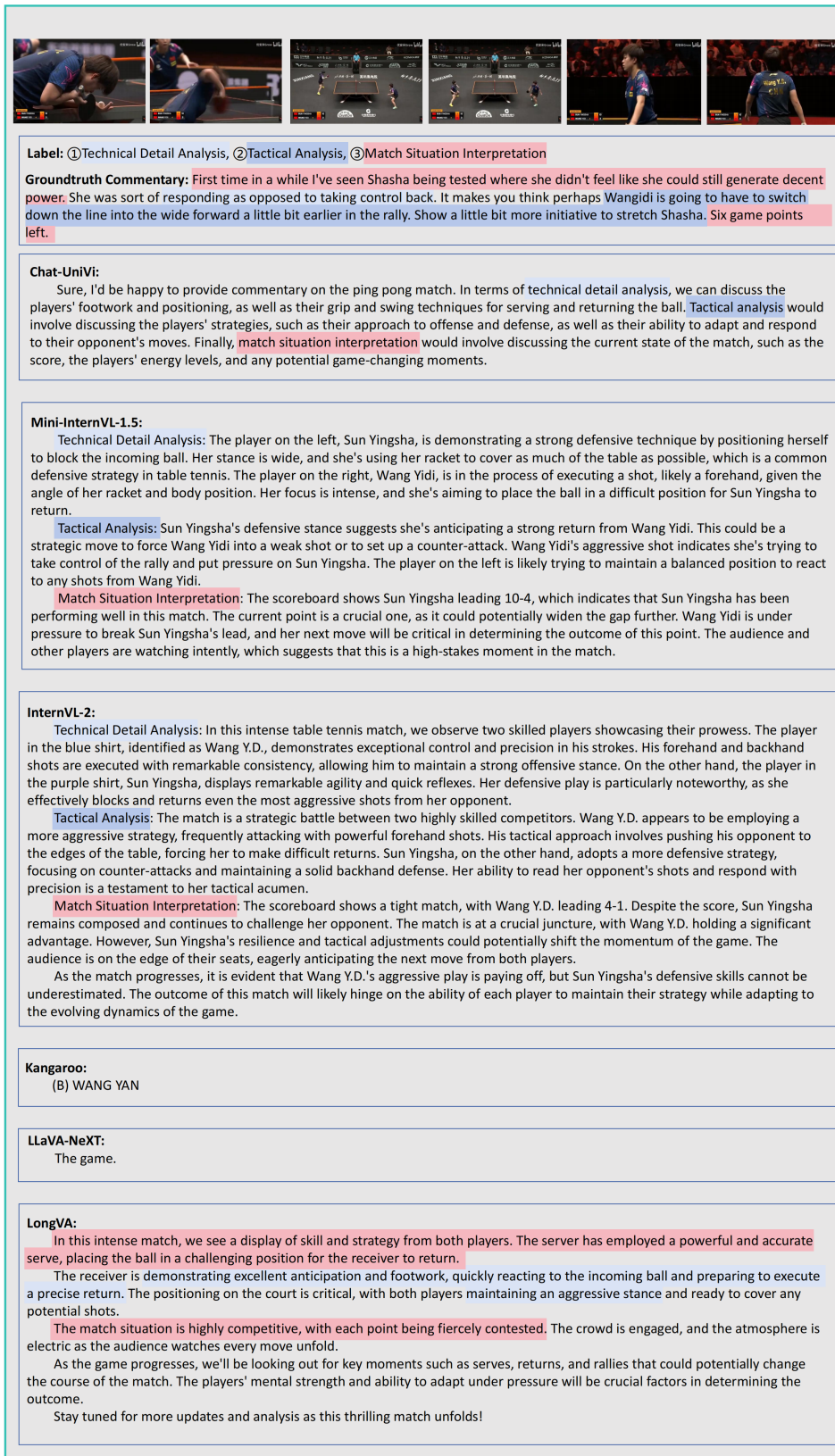



Figure 14: An example of the comparison of the generated commentaries in table tennis.

**Video-LLaVA:**  
 Sure, I can provide commentary based on the categories you mentioned. Here's my analysis of the game:  
 1. **Technical Detail Analysis:** The players demonstrated impressive hand-eye coordination and quick reflexes throughout the game. They were able to hit the ball with precision and speed, showcasing their skill and technique.  
 2. **Tactical Analysis:** The players demonstrated a range of strategies, including aggressive shots, defensive plays, and tactical positioning. They were able to outmaneuver their opponents and gain an advantage in the game.  
 3. **Match Situation Interpretation:** The game was intense and competitive, with both players demonstrating their skill and determination. The players were able to adapt to changing game situations and make adjustments to their strategy as needed.  
 Overall, it was an exciting and engaging match that showcased the players' abilities and the excitement of the sport.

**VILA:**  
 In this video, we see a table tennis match between two players. The player on the left is wearing a blue shirt with pink accents and is preparing to serve. The player on the right is wearing a black shirt with red accents and is ready to receive the serve. The scoreboard shows that the player on the left is leading with a score of 10-3. As the match progresses, we see the players engaging in a fast-paced rally, showcasing their technical skills and tactical strategies. The player on the left demonstrates a strong forehand shot, while the player on the right counters with a well-placed backhand. The commentator provides insights into the players' techniques and strategies, highlighting the importance of footwork, shot placement, and anticipation. The commentator also analyzes the match situation, discussing the potential impact of each point on the overall outcome of the game. Overall, this video provides an exciting and informative viewing experience for table tennis enthusiasts, showcasing the skill and strategy required to excel in this fast-paced sport.

Figure 14: An example of the comparison of the generated commentaries.



**Label:** ①Technical Detail Analysis, ②Match Situation Interpretation

**Groundtruth Commentary:** They are going to be fairly costly, especially with deductions being so crucial in this new code of points. And unfortunately there, he has two-footed out of the floor exercise there.

**Chat-UniVi:**  
 Sure, I'd be happy to provide commentary on the gymnast's performance. The gymnast in the video is performing a routine on a balance beam. He starts by mounting the beam and then proceeds to perform a series of flips and tricks, showcasing his impressive balance and agility. As he continues his routine, he executes a handstand and then dismounts from the beam, landing perfectly on the mat below. Throughout the routine, the gymnast demonstrates excellent form and technique, executing each move with precision and grace. His balance on the beam is particularly impressive, as he maintains his composure even as he performs complex flips and tricks. Overall, the gymnast's performance is a testament to his skill and dedication to the sport.

**Mini-InternVL-1.5:**  
 As a professional commentator, I will provide commentary based on the categories mentioned.  
**Technical Detail Analysis:** The athlete in the image is performing a vaulting maneuver on the vaulting table. This is a crucial part of the gymnastics event, where the athlete must demonstrate agility, strength, and precision. The gymnast's body position, with arms extended and legs bent, indicates a powerful takeoff from the table. The technique is essential for achieving maximum height and distance during the vault. The athlete's form and execution will be closely scrutinized by the judges to determine the score.  
**Match Situation Interpretation:** The athlete appears to be in the middle of a routine, and the scoreboard in the background suggests that this is a competitive event. The presence of multiple athletes and the large audience indicates that this is a significant match, possibly part of a championship or a major competition. The athlete's performance will be critical in determining their standing in the competition. The pressure of the event may affect the athlete's performance, and their ability to maintain focus and execute their routine flawlessly will be key to their success.  
 Overall, the athlete's performance in this vaulting maneuver will be a pivotal moment in the match, and their technique and execution will be closely watched by both the judges and the audience.

Figure 15: An example of the comparison of the generated commentaries in table tennis.

<p><b>InternVL-2:</b></p> <p>Welcome to the 2017 Senior All Around Gymnastics competition, where we witness the incredible display of athleticism and precision by our talented gymnasts. Let's dive into the performance of the gymnast in the white and blue leotard, who is about to showcase his skills on the floor.</p> <p>Technical Detail Analysis:</p> <ol style="list-style-type: none"> <li>1. Starting Position and Run-Up: The gymnast begins his routine with a poised stance, showcasing his readiness and focus. His run-up is smooth and purposeful, indicating a well-practiced routine. - As he approaches the end of the run-up, he demonstrates excellent control and balance, essential for the upcoming maneuvers.</li> <li>2. First Tumbling Pass: - The gymnast executes a series of flips, starting with a front somersault. His form is impeccable, with his body fully extended and legs together. - The transition into the second flip is seamless, highlighting his agility and precision.</li> <li>3. Mid-Routine Elements: - Moving into a series of back flips, the gymnast demonstrates exceptional control and power. His arms are used effectively for balance, and his body remains parallel to the ground throughout the flips.\n - The split leap he performs is a testament to his flexibility and strength, as he lands perfectly with his legs extended and body aligned.</li> <li>4. Final Elements and Landing: - The gymnast concludes his routine with a series of twists and turns, culminating in a final flip. His landing is flawless, with his feet firmly planted on the mat, showcasing his mastery of landing techniques. - The final pose, with arms raised and body upright, exudes confidence and control, leaving a lasting impression on the audience.</li> </ol> <p><b>Match Situation Interpretation:</b></p> <ol style="list-style-type: none"> <li>1. Current Match Conditions: - The gymnast's performance is part of the Senior All Around competition, where athletes are judged on their execution, difficulty, and overall presentation.\n - The audience is captivated, with their attention fully on the gymnast's every move, indicating the high stakes and competitive nature of the event.</li> <li>2. Potential Future Developments:\n - Given the gymnast's skill and precision, he is likely to score highly in this routine, potentially placing him among the top competitors.</li> </ol>
<p><b>Kangaroo:</b></p> <p>(A) 2014 Nanning Gymnastics World Championships</p>
<p><b>LLaVA-NeXT:</b></p> <p>In this gymnastics routine, we see a skilled athlete demonstrating a high level of technical detail and precision. The athlete's movements are fluid and controlled, showcasing excellent body awareness and balance.</p> <p>From a technical detail analysis perspective, the athlete's form is impeccable, with each jump, spin, and landing executed with precision. The athlete's use of momentum and body control is impressive, allowing for seamless transitions between movements.</p> <p>In terms of <b>match situation interpretation</b>, the athlete's performance is a testament to their skill and training, but it's important to note that this is just one moment in the larger context of the competition. The athlete's score will be determined by their overall performance throughout the event, including their consistency, difficulty, and execution.</p> <p>Overall, this athlete's performance is a testament to the hard work and dedication required to excel in the sport of gymnastics. Their technical proficiency and ability to perform under pressure are truly impressive.</p>
<p><b>LongVA:</b></p> <p>In this dynamic scene, we see a high-level gymnastics competition in progress. The athletes are demonstrating exceptional skill and precision on the mat.</p> <ol style="list-style-type: none"> <li>1. Technical Detail Analysis: - The gymnasts are executing complex routines with grace and control.- Their body positioning is impeccable, showcasing excellent technique and form. - The use of balance and strength is evident in their movements, highlighting the athleticism required for this sport.</li> <li>2. <b>Match Situation Interpretation:</b> - The audience is engaged and watching intently, indicating a competitive atmosphere. - The gymnasts' expressions and body language suggest they are focused and determined. - The judges are closely observing each performance, ready to evaluate the intricacies of each routine.</li> </ol> <p>This event is a testament to the dedication and hard work of these athletes, as well as the excitement and anticipation that comes with live sports commentary.</p>
<p><b>Video-LLaVA:</b></p> <p><b>He's just got one more test.</b> Final tumble with the straight front into the full twist.&lt;/s&gt;</p>
<p><b>VILA:</b></p> <p>The gymnast in the video is performing a series of flips and twists on a red mat. He starts by running towards the mat and then executes a series of acrobatic moves, including backflips and twists. <b>His movements are fluid and precise, demonstrating a high level of skill and control.</b> The audience in the background is watching intently, and the commentator is providing live commentary on the performance. The gymnast finishes his routine with a final flip and lands on his feet, completing a successful performance.</p>

Figure 16: An example of the comparison of the generated commentaries in table tennis.

## References

- Peter Anderson, Basura Fernando, Mark Johnson, and Stephen Gould. Spice: Semantic propositional image caption evaluation, 2016.
- Satanjeev Banerjee and Alon Lavie. METEOR: An automatic metric for MT evaluation with improved correlation with human judgments. In *Proceedings of the ACL Workshop on Intrinsic and Extrinsic Evaluation Measures for Machine Translation and/or Summarization*, pages 65–72, Ann Arbor, Michigan, 2005. Association for Computational Linguistics.
- Jiang Bian, Xuhong Li, Tao Wang, Qingzhong Wang, Jun Huang, Chen Liu, Jun Zhao, Feixiang Lu, Dejing Dou, and Haoyi Xiong. P2anet: A dataset and benchmark for dense action detection from table tennis match broadcasting videos, 2024.
- Tom B. Brown, Benjamin Mann, Nick Ryder, Melanie Subbiah, Jared Kaplan, Prafulla Dhariwal, Arvind Neelakantan, Pranav Shyam, Girish Sastry, Amanda Askell, Sandhini Agarwal, Ariel Herbert-Voss, Gretchen Krueger, Tom Henighan, Rewon Child, Aditya Ramesh, Daniel M. Ziegler, Jeffrey Wu, Clemens Winter, Christopher Hesse, Mark Chen, Eric Sigler, Mateusz Litwin, Scott Gray, Benjamin Chess, Jack Clark, Christopher Berner, Sam McCandlish, Alec Radford, Ilya Sutskever, and Dario Amodei. Language models are few-shot learners, 2020.
- Xiuyuan Chen, Yuan Lin, Yuchen Zhang, and Weiran Huang. Autoeval-video: An automatic benchmark for assessing large vision language models in open-ended video question answering, 2024a.
- Zhe Chen, Jiannan Wu, Wenhai Wang, Weijie Su, Guo Chen, Sen Xing, Muyan Zhong, Qinglong Zhang, Xizhou Zhu, Lewei Lu, Bin Li, Ping Luo, Tong Lu, Yu Qiao, and Jifeng Dai. Internvl: Scaling up vision foundation models and aligning for generic visual-linguistic tasks, 2024b.
- Bharath Comandur. Sports re-id: Improving re-identification of players in broadcast videos of team sports, 2022.
- Adrien Delière, Anthony Cioppa, Silvio Giancola, Meisam J. Seikavandi, Jacob V. Dueholm, Kamal Nasrollahi, Bernard Ghanem, Thomas B. Moeslund, and Marc Van Droogenbroeck. Soccernet-v2: A dataset and benchmarks for holistic understanding of broadcast soccer videos, 2021.
- Xinyu Fang, Kangrui Mao, Haodong Duan, Xiangyu Zhao, Yining Li, Dahua Lin, and Kai Chen. Mmbench-video: A long-form multi-shot benchmark for holistic video understanding, 2024.
- Hayden Faulkner and Anthony R. Dick. Tenniset: A dataset for dense fine-grained event recognition, localisation and description. *2017 International Conference on Digital Image Computing: Techniques and Applications (DICTA)*, pages 1–8, 2017.
- Yao Feng, Jing Lin, Sai Kumar Dwivedi, Yu Sun, Priyanka Patel, and Michael J Black. Chatpose: Chatting about 3d human pose. In *Proceedings of the IEEE/CVF Conference on Computer Vision and Pattern Recognition*, pages 2093–2103, 2024.
- Chaoyou Fu, Yuhan Dai, Yongdong Luo, Lei Li, Shuhuai Ren, Renrui Zhang, Zihan Wang, Chenyu Zhou, Yunhang Shen, Mengdan Zhang, Peixian Chen, Yanwei Li, Shaohui Lin, Sirui Zhao, Ke Li, Tong Xu, Xiawu Zheng, Enhong Chen, Rongrong Ji, and Xing Sun. Video-mme: The first-ever comprehensive evaluation benchmark of multi-modal llms in video analysis, 2024.
- Zhangwei Gao, Zhe Chen, Erfei Cui, Yiming Ren, Weiyun Wang, Jinguo Zhu, Hao Tian, Shenglong Ye, Junjun He, Xizhou Zhu, Lewei Lu, Tong Lu, Yu Qiao, Jifeng Dai, and Wenhai Wang. Mini-internvl: A flexible-transfer pocket multimodal model with 5
- Yunseok Jang, Yale Song, Youngjae Yu, Youngjin Kim, and Gunhee Kim. Tgif-qa: Toward spatio-temporal reasoning in visual question answering, 2017.
- Peng Jin, Ryuichi Takanobu, Wancai Zhang, Xiaochun Cao, and Li Yuan. Chat-univi: Unified visual representation empowers large language models with image and video understanding, 2024.
- Patrick Lewis, Ethan Perez, Aleksandra Piktus, Fabio Petroni, Vladimir Karpukhin, Naman Goyal, Heinrich Küttler, Mike Lewis, Wen tau Yih, Tim Rocktäschel, Sebastian Riedel, and Douwe Kiela. Retrieval-augmented generation for knowledge-intensive nlp tasks, 2021.
- Kunchang Li, Yali Wang, Yinan He, Yizhuo Li, Yi Wang, Yi Liu, Zun Wang, Jilan Xu, Guo Chen, Ping Luo, Limin Wang, and Yu Qiao. Mvbench: A comprehensive multi-modal video understanding benchmark, 2024.
- Bin Lin, Yang Ye, Bin Zhu, Jiayi Cui, Munan Ning, Peng Jin, and Li Yuan. Video-llava: Learning unified visual representation by alignment before projection, 2023.

- Chin-Yew Lin. ROUGE: A package for automatic evaluation of summaries. In *Text Summarization Branches Out*, pages 74–81, Barcelona, Spain, 2004. Association for Computational Linguistics.
- Ji Lin, Hongxu Yin, Wei Ping, Yao Lu, Pavlo Molchanov, Andrew Tao, Huizi Mao, Jan Kautz, Mohammad Shoeybi, and Song Han. Vila: On pre-training for visual language models, 2024.
- Haotian Liu, Chunyuan Li, Yuheng Li, Bo Li, Yuanhan Zhang, Sheng Shen, and Yong Jae Lee. Llava-next: Improved reasoning, ocr, and world knowledge, 2024a.
- Jiajun Liu, Yibing Wang, Hanghang Ma, Xiaoping Wu, Xiaoqi Ma, Xiaoming Wei, Jianbin Jiao, Enhua Wu, and Jie Hu. Kangaroo: A powerful video-language model supporting long-context video input, 2024b.
- Yi Liu, Limin Wang, Yali Wang, Xiao Ma, and Yu Qiao. Fineaction: A fine-grained video dataset for temporal action localization. *IEEE transactions on image processing*, 31:6937–6950, 2022.
- Yuanxin Liu, Shicheng Li, Yi Liu, Yuxiang Wang, Shuhuai Ren, Lei Li, Sishuo Chen, Xu Sun, and Lu Hou. Tempcompass: Do video llms really understand videos?, 2024c.
- Zhendong Liu, Haifeng Xia, Tong Guo, Libo Sun, Ming Shao, and Siyu Xia. Cross-block fine-grained semantic cascade for skeleton-based sports action recognition, 2024d.
- Karttikeya Mangalam, Raiymbek Akshulakov, and Jitendra Malik. Egoschema: A diagnostic benchmark for very long-form video language understanding, 2023.
- Antoine Miech, Dimitri Zhukov, Jean-Baptiste Alayrac, Makarand Tapaswi, Ivan Laptev, and Josef Sivic. Howto100m: Learning a text-video embedding by watching hundred million narrated video clips. In *Proceedings of the IEEE/CVF international conference on computer vision*, pages 2630–2640, 2019.
- Munan Ning, Bin Zhu, Yujia Xie, Bin Lin, Jiayi Cui, Lu Yuan, Dongdong Chen, and Li Yuan. Video-bench: A comprehensive benchmark and toolkit for evaluating video-based large language models. *arXiv preprint arXiv:2311.16103*, 2023a.
- Munan Ning, Bin Zhu, Yujia Xie, Bin Lin, Jiayi Cui, Lu Yuan, Dongdong Chen, and Li Yuan. Video-bench: A comprehensive benchmark and toolkit for evaluating video-based large language models, 2023b.
- Kishore Papineni, Salim Roukos, Todd Ward, and Wei-Jing Zhu. Bleu: a method for automatic evaluation of machine translation. In *Proceedings of the 40th Annual Meeting of the Association for Computational Linguistics*, pages 311–318, Philadelphia, Pennsylvania, USA, 2002. Association for Computational Linguistics.
- Viorica Pătrăucean, Lucas Smaira, Ankush Gupta, Adrià Recasens Contente, Larisa Markeeva, Dylan Banarse, Skanda Koppula, Joseph Heyward, Mateusz Malinowski, Yi Yang, Carl Doersch, Tatiana Matejovicova, Yury Sulsky, Antoine Miech, Alex Frechette, Hanna Klimczak, Raphael Koster, Junlin Zhang, Stephanie Winkler, Yusuf Aytar, Simon Osindero, Dima Damen, Andrew Zisserman, and João Carreira. Perception test: A diagnostic benchmark for multimodal video models, 2023.
- Kate Sanders and Benjamin Van Durme. A survey of video datasets for grounded event understanding. In *Proceedings of the IEEE/CVF Conference on Computer Vision and Pattern Recognition*, pages 7314–7327, 2024.
- Dian Shao, Yue Zhao, Bo Dai, and Dahua Lin. Finegym: A hierarchical video dataset for fine-grained action understanding, 2020.
- Hao Shao, Shengju Qian, Han Xiao, Guanglu Song, Zhuofan Zong, Letian Wang, Yu Liu, and Hongsheng Li. Visual cot: Advancing multi-modal language models with a comprehensive dataset and benchmark for chain-of-thought reasoning, 2024.
- Håkon Maric Solberg, Mehdi Houshmand Sarkhoosh, Sushant Gautam, Saeed Shafiee Sabet, Pål Halvorsen, and Cise Midoglu. Playertv: Advanced player tracking and identification for automatic soccer highlight clips, 2024.
- OpenGVLab Team. Internvl2: Better than the best—expanding performance boundaries of open-source multimodal models with the progressive scaling strategy. Accessed: 2024-11-14.
- Ramakrishna Vedantam, C. Lawrence Zitnick, and Devi Parikh. Cider: Consensus-based image description evaluation. *CoRR*, abs/1411.5726, 2014.
- Weihan Wang, Zehai He, Wenyi Hong, Yean Cheng, Xiaohan Zhang, Ji Qi, Shiyu Huang, Bin Xu, Yuxiao Dong, Ming Ding, and Jie Tang. Lvbench: An extreme long video understanding benchmark, 2024.

- Jason Wei, Xuezhi Wang, Dale Schuurmans, Maarten Bosma, Brian Ichter, Fei Xia, Ed Chi, Quoc Le, and Denny Zhou. Chain-of-thought prompting elicits reasoning in large language models, 2023.
- Tao Wu, Runyu He, Gangshan Wu, and Limin Wang. Sportshhi: A dataset for human-human interaction detection in sports videos, 2024.
- Junbin Xiao, Xindi Shang, Angela Yao, and Tat Seng Chua. Next-qa:next phase of question-answering to explaining temporal actions. 2021.
- Dejing Xu, Zhou Zhao, Jun Xiao, Fei Wu, Hanwang Zhang, Xiangnan He, and Yueting Zhuang. Video question answering via gradually refined attention over appearance and motion. In *ACM*, pages 1645–1653, 2017.
- Haiyang Xu, Qinghao Ye, Xuan Wu, Ming Yan, Yuan Miao, Jiabo Ye, Guohai Xu, Anwen Hu, Yaya Shi, Guangwei Xu, Chenliang Li, Qi Qian, Maofei Que, Ji Zhang, Xiao Zeng, and Fei Huang. Youku-mplug: A 10 million large-scale chinese video-language dataset for pre-training and benchmarks, 2023.
- Zhou Yu, Dejing Xu, Jun Yu, Ting Yu, Zhou Zhao, Yueting Zhuang, and Dacheng Tao. Activitynet-qa: A dataset for understanding complex web videos via question answering, 2019.
- Peiyuan Zhang, Kaichen Zhang, Bo Li, Guangtao Zeng, Jingkang Yang, Yuanhan Zhang, Ziyue Wang, Haoran Tan, Chunyuan Li, and Ziwei Liu. Long context transfer from language to vision, 2024.
- Pengyuan Zhou, Lin Wang, Zhi Liu, Yanbin Hao, Pan Hui, Sasu Tarkoma, and Jussi Kangasharju. A survey on generative ai and llm for video generation, understanding, and streaming. *arXiv preprint arXiv:2404.16038*, 2024.