

COEF-VQ: Cost-Efficient Video Quality Understanding through a Cascaded Multimodal LLM Framework

Xin Dong
xindong@tiktok.com
TikTok, Inc.
United States

Sen Jia
jiasen.bit@tiktok.com
TikTok, Inc.
United States

Hongyu Xiong*
hongyu.xiong@tiktok.com
TikTok, Inc.
United States

Abstract

Recently, with the emergence of recent Multimodal Large Language Model (MLLM) technology, it has become possible to exploit its video understanding capability on different classification tasks. In practice, we face the difficulty of huge requirements for GPU resource if we need to deploy MLLMs online. In this paper, we propose *COEF-VQ*, a novel cascaded MLLM framework for better video quality understanding on TikTok. To this end, we first propose a MLLM fusing all visual, textual and audio signals, and then develop a cascade framework with a lightweight model as pre-filtering stage and MLLM as fine-consideration stage, significantly reducing the need for GPU resource, while retaining the performance demonstrated solely by MLLM. To demonstrate the effectiveness of *COEF-VQ*, we deployed this new framework onto the video management platform (VMP) at TikTok, and performed a series of detailed experiments on two in-house tasks related to video quality understanding. We show that *COEF-VQ* leads to substantial performance gains with limit resource consumption in these two tasks.

CCS Concepts

• Information systems → Recommender systems; Language models; • Computing methodologies → Artificial intelligence.

Keywords

Video Recommendation, Content Understanding, LLM, LoRA, Vision-Language Pretraining, Multi Modality, Cascade Serving

ACM Reference Format:

Xin Dong, Sen Jia, and Hongyu Xiong. 2024. *COEF-VQ: Cost-Efficient Video Quality Understanding through a Cascaded Multimodal LLM Framework*. In . ACM, New York, NY, USA, 8 pages. <https://doi.org/XXXXXXX.XXXXXXX>

1 Introduction

In current video understanding models, besides learning visual information from video frames, additional data signals such as texts (captions, subtitles, or on-screen texts) and audio (dialogues, background music, or sound effects) are commonly used to capture a more comprehensive understanding of the video [2, 3, 12].

* Author corresponded for this research.

Permission to make digital or hard copies of all or part of this work for personal or classroom use is granted without fee provided that copies are not made or distributed for profit or commercial advantage and that copies bear this notice and the full citation on the first page. Copyrights for components of this work owned by others than the author(s) must be honored. Abstracting with credit is permitted. To copy otherwise, or republish, to post on servers or to redistribute to lists, requires prior specific permission and/or a fee. Request permissions from permissions@acm.org.
Conference'17, July 2017, Washington, DC, USA

© 2024 Copyright held by the owner/author(s). Publication rights licensed to ACM.
ACM ISBN 978-x-xxxx-xxxx-x/YY/MM
<https://doi.org/XXXXXXX.XXXXXXX>

Industry practices often deploy a multi-tower late-fusion architecture [11, 18], where each tower independently processes a single modality and then all modality outputs are fused to obtain a final prediction. For instance, one tower might process visual frames, another audio signals, and a third tower textual data. The separate feature representations generated by each tower are typically combined, or fused, in later layers of the model to produce a more robust and holistic classification output. This approach allows the model to leverage the complementary nature of different modalities to improve performance.

With the rapid advancement of large language models (LLMs) and multimodal large language models (MLLMs) [1, 14], these models have demonstrated remarkable capabilities in a broad range of applications, including question answering on image or video content [5, 15], commonsense reasoning [5, 15], and contextual comprehension [6, 15]. They excel at recognizing and interpreting complex relationships across modalities, improving the model's general capabilities in handling various multimodal tasks. However, the effectiveness of these models in highly specialized or sensitive domains is still under investigation. For example, specific tasks such as evaluating whether a video has undergone professional editing, or detecting whether a video violates platform's trust and safety (TnS) policy, require an in-depth understanding of nuanced and domain-specific characteristics. These are often hard-to-detect signals that need a fine-grained understanding beyond general visual and textual comprehension.

Therefore, in this paper we propose *COEF-VQ*, which is composed of two key novelties: 1) we first design a unified Multimodal LLM framework integrating video frames, texts, and audio information, which goes beyond the existing multi-tower baseline deployed on our platform [2, 3, 9, 12] and typical industry practices [18]. This enhanced model architecture allows for more sophisticated feature fusion and deeper cross-modal interactions, boosting the video classification performance. By doing so, it alleviates the limitations of traditional multi-tower structures, making the model more sensitive and accurate in discerning domain-specific tasks.

However, despite the powerful capabilities of MLLM, the large number of parameters in MLLM, which enables them to perform robust multimodal reasoning, requires substantial GPU memory and processing speed. This demand, when scaled for online deployment on platforms like TikTok, would lead to considerable GPU resource consumption, affecting both deployment costs and latency in real-time, online video service.

2) we develop a cascade serving structure for online deployment, designed to optimize resource usage with minimal performance sacrifice. In the first stage, predictions are made using a lightweight model (usually the baseline) at the time of video posting. Based on the lightweight model's prediction or the number of video views

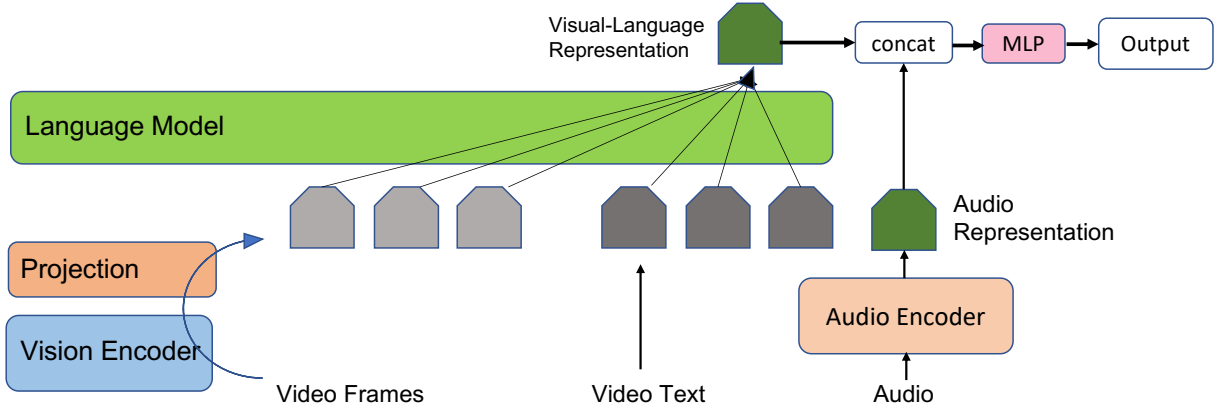


Figure 1: Illustration of our proposed unified Multimodal LLM architecture: video frames and text tokens are processed and early-fused through a VL foundational model, and audio signal is processed through an Audio encoder and then late-fused with the hidden representations from VL model. The MLLM will be SFT-ed on domain dataset before deployment.

(VV), videos could be considerably filtered, reducing the volume entering the next stage. In the second stage, MLLM predicts the videos passing through the first stage with much higher accuracy, significantly reducing false positives. The proposed cascade structure offers an efficient, scalable solution to the deployment challenges of MLLMs in online environments, achieving a balance between GPU resource management and domain-specific classification accuracy. By prioritizing computationally intensive MLLM processes only for high-priority cases, this approach enhances the viability of MLLMs for real-time, high-stakes applications, such as video quality understanding tasks on TikTok.

By deploying *COEF-VQ* framework on TikTok internal video management platform (VMP), our empirical study on two in-house tasks demonstrates the cost-efficiency of incorporating MLLM into a cascade framework and the superiority of our new cascade method on domain-specific classification tasks.

2 Methodology

2.1 Multimodal LLM Architecture

The Multimodal LLM architecture, as illustrated in Figure 1, inherits the design of vision-language (VL) foundation model LLaVA-OneVision[5] combined with audio encoder Whisper-Small[12]. Several key components are integrated to process multimodal inputs, including a vision encoder for video frames, a VL modality alignment projector, a language model for both vision and text tokens, and an audio encoder for the video’s audio stream.

Vision Encoder for Video Frames. For each frame in a video, the input frame X_f is passed through a vision encoder to extract its visual features. The encoder function $g(\cdot; \theta)$ transforms the frame into a visual feature representation:

$$Z_f = g(X_f; \theta)$$

where Z_f captures the essential visual information from each frame, allowing subsequent layers to process this information effectively. **Modality Alignment Projector.** A projector module is used to align visual and textual modalities, creating a unified representation

space. This alignment enables the model to handle multiple modalities consistently, ensuring that video frames and text features are comparably represented and effectively combined. In practice, a 2-layer MLP $p(\cdot; \theta)$ yields a sequence of visual token representations:

$$H_f = p(Z_f; \theta)$$

Language Model for Vision and Text Tokens. The model processes a sequence of tokens with length L , consisting of both patch tokens H_f (derived from video frames) and text tokens X_t (representing video text, such as title or stickers). The large language model (LLM) $lm(\cdot; \theta)$ integrates these multimodal tokens, and the hidden representation of the final token in this sequence, denoted as H , encodes combined information from video frames and associated video text.

$$H = lm((H_f, X_t); \theta)$$

Audio Encoder for Video’s Audio. To incorporate audio information, an audio encoder $a(\cdot; \theta)$ processes the raw audio input from the video, denoted as X_a . Average pooling is invoked to yield the hidden representation of the audio signal.

$$H_a = avg_pooling(a(X_a; \theta))$$

This audio encoder extracts audio features relevant to the classification task, allowing the model to incorporate sound cues, which are particularly useful when videos include narration or other informative audio elements.

Fusion and Classification Layer. The output of the audio encoder H_a is then concatenated with the hidden representation H from the language model. This combined embedding, which merges visual, textual, and audio information, is denoted as $H_{cl} = [H; H_a]$. The classification module $f_{cl}(\cdot; \theta_{cl})$ is applied on top of the combined embedding H_{cl} . This module consists of a linear function mapping $H_{cl} \in \mathbb{R}^d$ into $\mathbb{R}^{|\mathcal{Y}|}$ and a softmax function, where \mathcal{Y} is the set of target classes.

Our MLLM combines video frames, text, and audio into a single, cohesive representation that enables rich, multimodal understanding and captures intricate relationships across modalities, ultimately improving classification performance on complex video tasks.

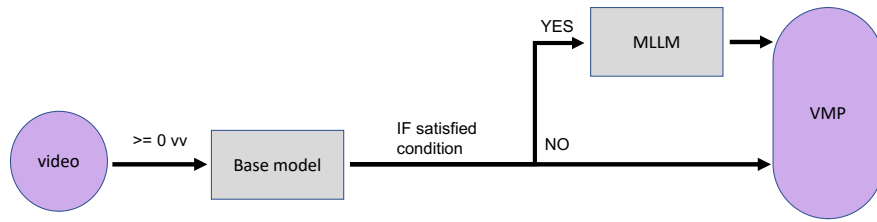


Figure 2: Illustration of Cascade Serving Structure: For the 1st stage, a small, resource-efficient model is used to make initial predictions as soon as a video is posted; for the 2nd stage, only the videos that passed the filtering criteria are subjected to a more thorough evaluation by the MLLM.

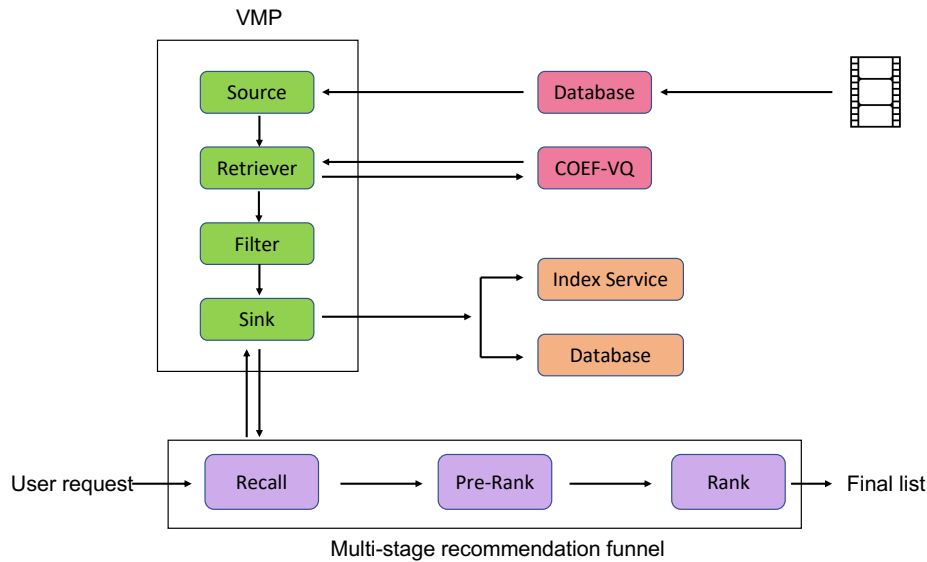


Figure 3: Illustration of Video Management Platform (VMP): VMP plays a significant role in processing and gatekeeping videos published by creators; the predictions scored in VMP are subsequently processed and utilized in downstream multi-stage recommendation.

2.2 Cascade Serving Structure

This framework, as illustrated in Figure 2, divides the inference process into two distinct stages, each with different computational requirements:

2.2.1 First Stage: Lightweight Model for Initial Filtering. In the first stage, a smaller, resource-efficient model is used to make initial predictions as soon as a video is posted. This lightweight model, often designed with fewer parameters and optimized for speed, performs a quick assessment of the content. Here, it assigns a preliminary classification score based on the likelihood of the video containing domain-specific content (such as potentially harmful content). Additionally, metadata such as video views (VV) or user engagement metrics can be incorporated to further refine the filtering criteria. This stage serves as a gatekeeper, quickly filtering out a significant number of videos with minimal resource consumption, and reducing the workload on the subsequent, more intensive stage.

2.2.2 Second Stage: Comprehensive Consideration with MLLM. In the second stage, only the videos that passed the initial filtering

criteria are subjected to a more thorough evaluation by the MLLM. Here, the MLLM re-processes these selected videos, leveraging its full multimodal capabilities to achieve highly accurate classifications. By restricting MLLM’s usage to a narrower subset of content, the two-stage process reduces the heavy usage of GPU to a significant extent if compared with predicting for all contents, while maintaining the high accuracy needed in specialized domains. Moreover, by using the first stage as a triage mechanism, this method allows the MLLM to focus on higher-risk or more ambiguous content, ensuring that its powerful but resource-intensive computations are used judiciously.

2.2.3 Benefits and Implementation Considerations. This cascade deployment structure significantly lowers the GPU resource demands for online applications, making it possible to maintain scalability without incurring prohibitive costs. By using a smaller model for rapid pre-screening, the system reduces the number of inputs needing full MLLM processing, allowing for both cost efficiency and faster response times in high-traffic environments. Furthermore,

this method ensures a balance between speed and accuracy, as the MLLM only engages when necessary. In terms of implementation, this cascade structure can be dynamically tuned; thresholds in the first stage (such as classification scores or engagement metrics) can be adjusted recurrently based on model performance, further optimizing resource allocation.

To leverage this newly proposed framework to keep users from inappropriate videos, we deploy *COEF-VQ* onto the Video Management Platform (VMP) at TikTok, such that newly published videos or updated contents could be interacted and safe-guarded through our cascade framework in real-time. Detailed introduction and explanation of VMP will be in the next section.

2.3 Deploy *COEF-VQ* onto Video Management Platform (VMP)

As a core component of Video Recommendation System, VMP plays a significant role in processing and gatekeeping videos published by creators, to ensure that the most engaging and appropriate content is presented to users. The functions and key components of VMP are illustrated in Figure 3. When a new video is published, model scores related to various quality and policy compliance factors, such as detecting inappropriate content on platforms like TikTok, are stored in the VMP stage. These scores are subsequently processed and utilized in downstream multi-stage recommendation funnel (like Recall, Pre-rank, Rank, etc.).

The VMP operates as a mini-batch streaming framework specifically designed to facilitate the efficient and timely updating of video candidates. The VMP workflow consists of four sequential stages—Source, Retriever, Filter, and Sink—that collaboratively ensure that only high-quality, policy-compliant video candidates proceed to the recommendation stage.

Source. The Source stage serves as the entry point where video data and stable features are collected and stored. Base data for each video, along with relatively stable features (e.g., metadata, upload date, initial quality assessments), are saved in a Database Server. Upon receiving new videos, the Source stage first generates video IDs by processing KAFKA messages or scanning other data sources. This ensures that each video is uniquely identifiable and can be efficiently processed in later stages.

Retriever. In the Retriever stage, essential features and metadata are pulled from a variety of services and databases, including Thrift services, Redis caches, and traditional databases. Here, our Cascaded Multimodal LLM Framework is utilized to supply model scores, which represent the video’s appropriateness and engagement potential. By incorporating these scores as features, the system gains a nuanced understanding of each video’s quality and relevance. The Retriever thus ensures that all necessary attributes, including multimodal model outputs and contextual metadata, are collected before further processing.

Filter. During the Filter stage, video candidates are rigorously evaluated based on predefined criteria and divided into three categories: remained, removed, ignored. This filtering process ensures that only compliant and high-quality content progresses, thereby maintaining a positive user experience. The Filter stage leverages model scores from the Retriever stage to make informed filtering decisions.

Sink. The Sink stage is responsible for the final updates, storing or removing videos in the Index Service server. In this stage, videos that pass the Filter phase are saved as key-value pairs in the Index Service, where the video ID serves as the key, and all collected features (from model scores to metadata) serve as the value. The Index Service then holds the refined list of video candidates that have been vetted for policy compliance and quality. This final dataset is the primary output of the VMP framework.

By utilizing model scores and other features stored in the Index Service, the recommendation system is empowered to deploy various strategies that align with user preferences and platform policies. With the data processed through VMP, the system can dynamically adjust its recommendations, ensuring that the content presented is both engaging and compliant, thus enhancing the overall user experience.

3 Experiments and Results

3.1 Experimental settings

3.1.1 Datasets. We pick two TikTok in-house video quality understanding tasks to test the effectiveness of our proposed MLLM and cascade structure. The two tasks are Inappropriate Content Detection(ICD) and Unoriginal Content Classification(UCC), respectively.

For ICD, it is a dataset aiming to determine whether the video violates the TikTok platform’s TnS policy or not, with 1 million training and validation videos and 100K test videos. For UCC, it aims to classify whether a posted video is UC(Unoriginal Content) or OC(Original Content). We use a training and validation dataset of 400K videos sampled from TikTok and 18K videos as the test set.

We SFT our MLLM based on each task’s training set and tune the hyper-parameters based on each task’s validation set. Both video quality tasks are evaluated in terms of classification F1 scores and recall under specific precisions.

3.1.2 Model Details. For MLLM, we invoke the LLaVA-OneVision model [5] as the VL backbone, and consider Whisper-Small[12] as the audio encoder. We use ZERO2[13] and LoRA[4] to train our model. The rank and alpha used in LoRA is 32 and 64. For max frame length used in training, we respectively use 8 and 16 frames in ICD and UCC. We also rely on left padding when dealing with tokenization. For cascade structure, we directly use our online baseline models, which are ResNet[3] for ICD task, and a multi-tower multimodal model for UCC task including Swin-transformer[9], XLM-R[2] and Whisper-Base[12].

3.2 Main Results

Comparisons between baselines and MLLM. In Table 1, we present a detailed comparison between MLLM and our baseline models on two classification tasks, demonstrating MLLM’s effectiveness. Notably, the baseline model employed for the Inappropriate Content Detection (ICD) task is a ResNet50, which operates on a single modality (visual features only); it’s a relatively low baseline and so we disable audio encoder in MLLM for ICD task for fairer comparison. Besides our own online baseline models described in the last section, we also include SIGLIP_Large[18] for both tasks as another baseline of industry-as-usual. However, due to SIGLIP

Table 1: Performance (in %) from baselines and MLLM on ICD and UCC experiments.

Task	Approach	Parameter Size	F1	R@P60	R@P70	R@P80	R@P90
ICD	Base model	25M	59.1	57.6	44.1	27.9	20.2
	SIGLIP[18]	679M	64.5	68.7	58.3	42.9	29.3
	MLLM (w/o audio)	8.3B	67.8	72.4	62.2	53.1	39.4
UCC	Base model	564M	77.6	89.8	84.5	74.8	54.1
	SIGLIP[18]	699M	75.8	87.4	80.1	71.1	51.2
	MLLM	8.4B	80.5	92.3	87.8	79.3	62.2

Table 2: Performance (in %) of COEF-VQ on ICD and UCC experiments. QPS Ratio: query per second ratio required for calling MLLM service when video is published in TikTok

Task	P_{base}	QPS Ratio	R@P60	R@P70	R@P80	R@P90
ICD	-	100	72.4	62.2	53.1	39.4
	10	4.45	71.0	62.4	52.0	39.2
	20	2.06	70.4	62.7	53.1	38.8
	30	1.27	59.6	57.6	55.7	38.6
UCC	-	100	92.3	87.8	79.3	62.2
	50	16.7	91.2	86.9	79.8	62.6
	60	13.3	89.6	85.4	79.9	62.3
	70	10.8	88.4	83.1	77.7	62.8

not including audio modality, its performance on UCC task is even below our online baseline for UCC.

In contrast, MLLM leverages a multimodal architecture that combines visual, audio, and text inputs, enabling it to capture richer, contextualized features that significantly enhance classification accuracy. This multimodal integration allows MLLM to achieve a more robust F1 score, capturing nuances that the baseline model might overlook. Additionally, MLLM shows considerable improvements in recall across a spectrum of precision thresholds, which is especially valuable for content moderation tasks where high precision is critical to minimize false negatives—cases where inappropriate content might go undetected. By achieving higher recall while maintaining these precision levels, MLLM reduces the likelihood of such false negatives, ensuring a more reliable detection process in high-precision environments.

Results from COEF-VQ, the cascade structure. Table 2 provides a detailed analysis of our cascade structure’s performance across two classification tasks, highlighting its efficiency and precision. The cascade framework is designed to selectively trigger the MLLM stage based on predefined precision thresholds from the base model. This selective engagement optimizes resource usage by activating MLLM only when specific confidence criteria are met, allowing the base model to handle simpler cases and reserving MLLM’s capabilities for more ambiguous ones.

For tasks like Inappropriate Content Detection (ICD), where high recall is essential but often leads to lower precision (due to a greater risk of false positives), the cascade framework plays a critical role. By focusing MLLM’s processing power on reducing these false positives, the cascade system maximizes detection accuracy while controlling computational costs. Specifically, for the ICD task, the cascade system achieves performance nearly on par with MLLM alone but requires only 4.45% of the total query per second (QPS).

This substantial efficiency gain is achieved without sacrificing performance, demonstrating the cascade’s cost-effectiveness at selectively deploying MLLM only when needed. Furthermore, for UCC task, we observe that under a threshold of Precision 60 for the base model, the cascade structure actually improves overall performance, achieving results even slightly superior to using MLLM exclusively with a Precision 80 threshold. This finding is notable because it indicates that our cascade approach not only conserves resources but also enhances performance by filtering out false positives with only 13.3% of the QPS directed towards MLLM. The cascade framework significantly reduces computational demands while maintaining accuracy in challenging high-recall, low-precision scenarios. By optimizing the interplay between the base model and MLLM, this approach provides an efficient and scalable solution that adapts well to variable workload demands.

Table 3: Performance (in %) between Early fusion and Late fusion for audio modality.

Approach	F1	R@P60	R@P70	R@P80
Early fusion	79.9	93.2	88.2	78.7
Late fusion	80.5	92.3	87.8	79.3

3.3 Ablation Studies and Analysis

In this section, we only consider UCC task for the detailed ablation studies and analysis.

Comparisons between Audio Fusion Strategies. In this section, we compare the performance of *Late fusion* used in our framework, with *Early fusion*, as shown in Table 3. In the *Early fusion* approach, the output from the audio encoder is fed into the LLM as the final input token. The results indicate that *Late fusion* achieves a slightly

Table 4: Performance (in %) from different Rank and Alpha in LoRA.

rank, alpha	F1	R@P60	R@P70	R@P80
0,0	65.6	69.7	60.3	48.2
2,4	79.7	92.4	86.9	79.5
8,16	79.9	92.8	87.4	77.3
32,64	80.5	92.3	87.8	79.3
128, 256	79.7	92.6	86.8	79.1
512, 1024	79.6	92.7	88.6	78.8

Table 5: Performance (in %) between base model and MLLM with different training sizes on UCC.

#	Model	F1	R@P60	R@P70	R@P80
20%	Base	73.5	85.2	77.4	64.1
	MLLM	77.8	90.6	84.3	74.4
40%	Base	74.5	86.3	78.5	67.4
	MLLM	78.4	91.1	86.1	76.1
60%	Base	76.3	87.9	81.8	72.2
	MLLM	79.5	91.6	87.1	78.0
100%	Base	77.6	89.8	84.5	74.8
	MLLM	80.5	92.3	87.8	79.3

higher F1 score. Our interpretation is that even though *Early fusion* would provide a stronger feature crossing, it requires a foundation model with better modality alignment between audio and VL, which currently there isn't one. Therefore, we ended up integrating the audio feature with *Late fusion* due to its proven effectiveness, as well as robustness in terms of audio feature coverage.

Effects from Different Rank and Alpha in LoRA. To further evaluate the impact of rank and alpha values in LoRA, Table 4 compares various configurations. We conducted experiments on UCC with progressively increasing rank and alpha values. The setting (32, 64) yielded the best F1 score compared to other configurations. When both rank and alpha are set to 0, indicating that only the classification head is fine-tuned, a poorer result is observed, confirming LoRA's superiority in enhancing both generalization and robustness.

Effectiveness on Different Training Sizes. MLLM excels in handling situations with limited labeled data. The results in Table 5 demonstrate that when fine-tuning MLLM using only part of the UCC training instances, we achieve significantly better performance compared to the base model. Additionally, the relative improvements with 20% of the training data are greater than those observed with 40% or 60%, highlighting that MLLM is particularly effective when training data is scarce.

More ablation studies over MLLM. Table 6 presents the results from our ablation study on the UCC dataset, examining the impact of different components within our Multimodal Large Language Model (MLLM). In the table, the unmodified MLLM represents our original, fully configured model. The study explores several modifications: (a) removing the Whisper encoder, (b) excluding video text elements (title and stickers), and (c) replacing the Whisper-small audio model with Whisper-base, a smaller parameter model. Each

Table 6: Performance (in %) from ablation studies over MLLM on UCC.

Approach	F1	R@P60	R@P70	R@P80
MLLM	80.5	92.3	87.8	79.3
(a) w/o Whisper	78.8	92.3	86.5	76.1
(b) w/o video text	78.7	91.9	84.8	77.2
(c) w/ Whisper-Base	79.7	92.4	88.3	77.9

modification isolates specific aspects of the MLLM to assess their relative contributions to classification performance.

In configuration (a), we removed the Whisper encoder, effectively eliminating audio signal processing within the model. This modification resulted in a significant drop in the F1 score, confirming the critical role of audio information in the UCC task. Audio is particularly beneficial in video understanding, as professionally edited videos often include narration that conveys essential content. By incorporating the Whisper encoder, MLLM is better equipped to capture these audio-based cues, which contribute to more nuanced and accurate classification. The results here emphasize that audio features are not merely supplementary; rather, they are integral to comprehensive video understanding, especially in a multimodal context.

Configuration (b) excludes video text components, specifically the video title and stickers, from the model's inputs. This adjustment led to a nearly 2% decrease in the F1 score, indicating that text features derived from these elements play a crucial role in the model's understanding of video content. Video titles and stickers often provide context, keywords, or additional metadata that reinforce visual information, helping the model interpret scenes more effectively. The observed F1 score drop confirms that without these text inputs, the model's comprehension of the video content becomes less robust, underscoring the importance of text data in multimodal fusion.

In configuration (c), we replace the Whisper-small encoder with Whisper-base, a variant with fewer parameters. By reducing the model size, we observe a noticeable decrease in classification performance, as evidenced by a lower F1 score. This result illustrates the advantage of a larger audio model in capturing the richness of audio cues present in video content. Larger Whisper models, with more parameters, likely capture finer-grained audio details, enhancing the model's ability to parse subtle audio nuances and supporting more accurate decision-making in classification tasks.

4 Related Work

Vision-Language Pretraining. Recent advances in vision-language pre-training (VLP) have made remarkable strides in aligning visual and textual concepts within a shared latent space. Early VLP approaches, such as those proposed by VinVL [21] and ViLBERT [10], utilized multimodal transformer encoders to model interactions between visual and language elements. These methods generally depended on pre-extracted features for both images and text and relied on object detectors to associate specific image regions with related text concepts. This approach proved effective in a variety of applications, including visual question answering (VQA), image

captioning, and cross-modal retrieval, where a deep integration of visual and textual information is essential.

A significant shift occurred with the introduction of CLIP [11], which demonstrated the effectiveness of using contrastive learning objectives to train dual-encoder models on large-scale, web-sourced image-text datasets. This method has shown excellent performance in tasks such as cross-modal retrieval and zero-shot classification, where alignment between image and text representations is crucial. Following CLIP, researchers have explored several enhancements by combining dual-encoder architectures with different learning techniques. ALBEF [6] merges image and text embeddings through a multimodal encoder and applies a masked language modeling loss, improving the model's capacity to align multimodal representations. Florence [17] integrates both contrastive and cross-entropy losses to enhance dual-encoder training, effectively balancing between alignment and classification tasks. DeCLIP [7] extends this approach further by incorporating contrastive and SimSiam losses, alongside masked language modeling, to boost scalability over standard CLIP models, demonstrating greater flexibility in handling diverse vision-language tasks.

Additionally, SigLIP [18] introduces a simplified approach by employing a pairwise sigmoid loss for image-text pre-training, providing an alternative to conventional contrastive objectives. BEiT3 [16] proposes a general-purpose multimodal foundation model that adopts a multi-way transformer architecture, integrating both masked image modeling and masked language modeling objectives to support a broad array of vision-language tasks. This model is designed to serve as a versatile framework, accommodating various types of multimodal data and allowing for both robust image understanding and sophisticated text comprehension.

Collectively, these models and approaches represent a new era of VLP, pushing the boundaries of vision-language understanding across a range of applications. By refining alignment mechanisms, introducing more efficient training objectives, and expanding the capability of multimodal transformers, these advancements pave the way for more comprehensive and flexible models capable of handling complex vision-language tasks at scale.

Multimodal LLM. Recent progress in cutting-edge Multimodal Large Language Models (MLLMs), such as GPT-4V[1], GPT-4o[1], Gemini[14], and Claude-3.5, highlight their impressive adaptability across diverse vision tasks, including single-image, multi-image, and video analysis. Many recent research efforts have focused on developing models that are highly optimized for each specific type of task, but there exists a gap in models that can seamlessly handle all three types of tasks at a state-of-the-art level.

To address this gap, LLaVA-OneVision[5] has been introduced with the goal of achieving top-tier performance across single-image, multi-image, and video tasks, thereby exhibiting robust generalization and effective transfer of learned features in cross-scenario. By leveraging advanced techniques for cross-modal alignment and representation, LLaVA-OneVision enables flexible adaptation and accurate predictions across different visual contexts, such as switching from high-detail image analysis to complex, temporally sequenced video tasks.

Several other versatile open models have also shown promising potential for multi-scenario applications in this space. Video-LLaMA[19] proposes a multi-modal framework that empowers

Large Language Models (LLMs) with the capability of understanding both visual and auditory content in the video. VILA[8] examined effective pretraining strategies to adapt LLMs for vision-related tasks. InternLMX-Composer-2.5[20] offers advanced capabilities for handling long-context input and output, supporting features like ultra-high resolution image comprehension, detailed video analysis, multi-turn multi-image dialogue, webpage creation, and article composition. Meanwhile, Qwen2-VL[15] introduces the Naive Dynamic Resolution mechanism, enabling the model to dynamically process images of varying resolutions into different quantities of visual tokens. This approach enhances the model's ability to generate efficient and precise visual representations, closely mimicking human perception.

5 Conclusion

Modern video understanding models benefit significantly from a multimodal approach. By leveraging the complementary strengths of these modalities, multi-tower architectures achieve robust and holistic performance across general tasks. To better address the nuanced demands of specialized applications, a unified Multimodal LLM framework can further improve cross-modal interactions and sensitivity to domain-specific cues, such as assessing video quality or policy compliance on platforms like TikTok, surpassing traditional multi-tower limitations.

Given the substantial GPU demands of Multimodal LLMs, especially in real-time scenarios, we propose a cascade structure for efficient deployment. This two-stage model uses a lightweight classifier initially, filtering videos before engaging the MLLM for more in-depth consideration on selected cases, thus reducing resource usage while maintaining accuracy. Empirical results show that this cascade approach not only optimizes GPU use but also enhances classification precision for specialized tasks, marking a substantial advancement in scalable multimodal video classification.

6 Future Exploration

For future exploration, a promising direction is to expand the *COEF-VQ* framework into a more versatile, multi-issue MLLM that can handle diverse video quality issues within a single, foundational model. By building a comprehensive model capable of addressing multiple video assessment tasks (e.g., quality classification, content moderation, and genre classification), platforms like TikTok could achieve more streamlined processing with less redundancy across models. This unified approach could also improve consistency in video understanding and reduce the need for task-specific model deployment, optimizing both resource and maintenance efforts.

Another important step involves improving audio modality integration. Currently, the framework relies on late-fused feature concatenation, which may not fully capture the nuanced alignment between text, audio and visual cues. To address this, future versions of *COEF-VQ* could employ modality alignment techniques to establish stronger interactions between text, audio and visual information. This enhanced integration would allow the model to better interpret scenarios where audio cues are critical to understanding video quality, such as distinguishing between background noise and intentional soundtrack effects, ultimately leading to more accurate quality assessments.

References

- [1] Josh Achiam, Steven Adler, Sandhini Agarwal, Lama Ahmad, Ilge Akkaya, Florencia Leoni Aleman, Diogo Almeida, Janko Altenschmidt, Sam Altman, Shyamal Anadkat, et al. 2023. Gpt-4 technical report. *arXiv preprint arXiv:2303.08774* (2023).
- [2] A Conneau. 2019. Unsupervised cross-lingual representation learning at scale. *arXiv preprint arXiv:1911.02116* (2019).
- [3] Kaiming He, Xiangyu Zhang, Shaoqing Ren, and Jian Sun. 2016. Deep residual learning for image recognition. In *Proceedings of the IEEE conference on computer vision and pattern recognition*. 770–778.
- [4] Edward J Hu, Yelong Shen, Phillip Wallis, Zeyuan Allen-Zhu, Yuanzhi Li, Shean Wang, Lu Wang, and Weizhu Chen. 2021. Lora: Low-rank adaptation of large language models. *arXiv preprint arXiv:2106.09685* (2021).
- [5] Bo Li, Yuanhan Zhang, Dong Guo, Renrui Zhang, Feng Li, Hao Zhang, Kaichen Zhang, Yanwei Li, Ziwei Liu, and Chunyuan Li. 2024. Llava-onevision: Easy visual task transfer. *arXiv preprint arXiv:2408.03326* (2024).
- [6] Junnan Li, Ramprasaath Selvaraju, Akhilesh Gotmare, Shafiq Joty, Caiming Xiong, and Steven Chu Hong Hoi. 2021. Align before fuse: Vision and language representation learning with momentum distillation. *Advances in neural information processing systems* 34 (2021), 9694–9705.
- [7] Yangguang Li, Feng Liang, Lichen Zhao, Yufeng Cui, Wanli Ouyang, Jing Shao, Fengwei Yu, and Junjie Yan. 2021. Supervision exists everywhere: A data efficient contrastive language-image pre-training paradigm. *arXiv preprint arXiv:2110.05208* (2021).
- [8] Ji Lin, Hongxu Yin, Wei Ping, Pavlo Molchanov, Mohammad Shoeybi, and Song Han. 2024. Vila: On pre-training for visual language models. In *Proceedings of the IEEE/CVF Conference on Computer Vision and Pattern Recognition*. 26689–26699.
- [9] Ze Liu, Yutong Lin, Yue Cao, Han Hu, Yixuan Wei, Zheng Zhang, Stephen Lin, and Baining Guo. 2021. Swin transformer: Hierarchical vision transformer using shifted windows. In *Proceedings of the IEEE/CVF international conference on computer vision*. 10012–10022.
- [10] Jiasen Lu, Dhruv Batra, Devi Parikh, and Stefan Lee. 2019. Vilbert: Pretraining task-agnostic visiolinguistic representations for vision-and-language tasks. *Advances in neural information processing systems* 32 (2019).
- [11] Alec Radford, Jong Wook Kim, Chris Hallacy, Aditya Ramesh, Gabriel Goh, Sandhini Agarwal, Girish Sastry, Amanda Askell, Pamela Mishkin, Jack Clark, et al. 2021. Learning transferable visual models from natural language supervision. In *International conference on machine learning*. PMLR, 8748–8763.
- [12] Alec Radford, Jong Wook Kim, Tao Xu, Greg Brockman, Christine McLeavey, and Ilya Sutskever. 2023. Robust speech recognition via large-scale weak supervision. In *International conference on machine learning*. PMLR, 28492–28518.
- [13] Samyam Rajbhandari, Jeff Rasley, Olatunji Ruwase, and Yuxiong He. 2020. Zero: Memory optimizations toward training trillion parameter models. In *SC20: International Conference for High Performance Computing, Networking, Storage and Analysis*. IEEE, 1–16.
- [14] Gemini Team, Rohan Anil, Sebastian Borgeaud, Jean-Baptiste Alayrac, Jiahui Yu, Radu Soricut, Johan Schalkwyk, Andrew M Dai, Anja Hauth, Katie Millican, et al. 2023. Gemini: a family of highly capable multimodal models. *arXiv preprint arXiv:2312.11805* (2023).
- [15] Peng Wang, Shuai Bai, Sinan Tan, Shijie Wang, Zhihao Fan, Jinze Bai, Keqin Chen, Xuejing Liu, Jialin Wang, Wenbin Ge, et al. 2024. Qwen2-vl: Enhancing vision-language model's perception of the world at any resolution. *arXiv preprint arXiv:2409.12191* (2024).
- [16] Wenhui Wang, Hangbo Bao, Li Dong, Johan Bjorck, Zhiliang Peng, Qiang Liu, Kriti Aggarwal, Owais Khan Mohammed, Saksham Singhal, Subhojit Som, et al. 2022. Image as a foreign language: Beit pretraining for all vision and vision-language tasks. *arXiv preprint arXiv:2208.10442* (2022).
- [17] Lu Yuan, Dongdong Chen, Yi-Ling Chen, Noel Codella, Xiyang Dai, Jianfeng Gao, Houdong Hu, Xuedong Huang, Boxin Li, Chunyuan Li, et al. 2021. Florence: A new foundation model for computer vision. *arXiv preprint arXiv:2111.11432* (2021).
- [18] Xiaohua Zhai, Basil Mustafa, Alexander Kolesnikov, and Lucas Beyer. 2023. Sigmoid loss for language image pre-training. In *Proceedings of the IEEE/CVF International Conference on Computer Vision*. 11975–11986.
- [19] Hang Zhang, Xin Li, and Lidong Bing. 2023. Video-llama: An instruction-tuned audio-visual language model for video understanding. *arXiv preprint arXiv:2306.02858* (2023).
- [20] Pan Zhang, Xiaoyi Dong, Yuhang Zang, Yuhang Cao, Rui Qian, Lin Chen, Qipeng Guo, Haodong Duan, Bin Wang, Linke Ouyang, et al. 2024. Internlm-xcomposer-2.5: A versatile large vision language model supporting long-contextual input and output. *arXiv preprint arXiv:2407.03320* (2024).
- [21] Pengchuan Zhang, Xiujun Li, Xiaowei Hu, Jianwei Yang, Lei Zhang, Lijuan Wang, Yejin Choi, and Jianfeng Gao. 2021. Vinvl: Revisiting visual representations in vision-language models. In *Proceedings of the IEEE/CVF conference on computer vision and pattern recognition*. 5579–5588.